

*Awarded Fourth Prize in the 2024 Gravity Research Foundation
Competition for Essays on Gravitation*

In Search of the Biggest Bangs since the Big Bang

John Ellis^{1,2,*}, Malcolm Fairbairn¹, Juan Urrutia^{3,4} and Ville Vaskonen^{4,5,6}

¹*TPPC Group, Physics Department, King's College London, Strand WC2R 2LS, UK*

²*Theoretical Physics Department, CERN, CH-1211 Geneva 23, Switzerland*

³*Keemilise ja Bioloogilise Füüsika Instituut, Rävala pst. 10, 10143 Tallinn, Estonia*

⁴*Department of Cybernetics, Tallinn University of Technology, Akadeemia tee 21, 12618
Tallinn, Estonia*

⁵*Dipartimento di Fisica e Astronomia, Università degli Studi di Padova, Via Marzolo 8,
35131 Padova, Italy*

⁶*Istituto Nazionale di Fisica Nucleare, Sezione di Padova, Via Marzolo 8, 35131 Padova, Italy*

Abstract

Many galaxies contain supermassive black holes (SMBHs), whose formation and history raise many puzzles. Pulsar timing arrays have recently discovered a low-frequency cosmological “hum” of gravitational waves that may be emitted by SMBH binary systems, and the JWST and other telescopes have discovered an unexpectedly large population of high-redshift SMBHs. We argue that these two discoveries may be linked, and that they may enhance the prospects for measuring gravitational waves emitted during the mergers of massive black holes, thereby opening the way towards resolving many puzzles about SMBHs as well as providing new opportunities to probe general relativity.

1 Introduction

Supermassive black holes (SMBHs) that weigh millions, even billions of times more than the Sun lurk at the centres of many galaxies. Forming these compact objects would have required the emission of unparalleled amounts of binding energy in the form of gravitational waves in the biggest bangs since the Big Bang. However, until now the formation histories of SMBHs has remained largely an arena for theoretical modelling and speculation. Were they formed directly in the collapses of gas clouds or the mergers of SMBH-less protogalaxies? Or via some hierarchical process involving the mergers of intermediate-mass black holes already present in protogalaxies? Or even more hierarchically via a tree of successive mergers seeded by black holes formed in the collapses of an early generation of stars?

Two sets of recent measurements bring these questions into sharp focus, leading to hopes that we may soon observe how SMBHs form and evolve. One set of measurements has been provided by pulsar timing arrays (PTAs) that have discovered a stochastic gravitational wave background (SGWB) at frequencies in the nHz range [1, 2, 3, 4], whose default astrophysical interpretation invokes SMBH binary systems as sources. The other set of measurements has been of a population of high-redshift SMBHs by the JWST [5, 6, 7, 8, 9, 10, 11] and other telescopes (see, e.g., [12]). The strengths of both of these signals challenged previous astrophysical expectations. We argue that these discoveries may be linked [13], and that they may suggest a higher abundance of low-redshift SMBHs than had been expected previously, enhancing the prospects for observing directly the mergers of massive black holes with upcoming gravitational wave detectors and probing astrophysics and general relativity.

Pulsars emit extremely regular signals whose arrival times could be affected by the passage of gravitational waves. The PTAs searched for this effect, which would be manifested as a correlated stochastic noise delaying slightly the arrival times of the signals from dozens of pulsars. In 1982 Hellings and Downs predicted that timing noise induced by gravitational waves would exhibit a characteristic angular correlation between pulsars in different directions [14], and in 2001 Phinney predicted that SMBH binary systems would produce such an effect with a characteristic spectral index [15]. In mid-2023 the PTAs reported a common noise source with the Hellings-Downs angular correlation and a spectral index similar to Phinney’s prediction, evidence for a SGWB that might be due to SMBH binaries. However, the strength of the SGWB was larger than anticipated, and the spectral shape indicated did not agree very well with predictions based on gravitational wave emission alone, as we discuss below.

In parallel, groups using the JWST have reported the discovery of a population of SMBHs with masses $\sim 10^6 - 10^9$ solar masses at redshifts $z > 4$ [5, 6, 7, 8, 9, 10, 11]. These observations are consistent with previous measurements from other telescopes of SMBHs at redshifts $z > 6$ [12]. However, the abundance of these high- z SMBHs was surprisingly large, and the observations do not obey the relationship between host galaxy mass-SMBH mass observed in active galactic nuclei (AGNs) at low redshifts [16]. This has triggered suggestions that the JWST sample might have been biased by selection effects [17], or that the SMBH-galaxy mass relation for AGNs might have evolved strongly with redshift [18].

In this essay we argue that the numbers of high-redshift black holes and the strength of the PTA gravitational wave noise can be understood in a consistent framework [13]. This suggests good prospects [19] that upcoming experiments looking for gravitational waves with higher frequencies than those detected by the PTAs should be able to detect emissions from mergers of black holes much heavier than those detected by the LIGO, Virgo and KAGRA experiments. Their measurements will provide information about the seeds of the present SMBH population, revealing how they were formed, and also provide new probes of general relativity. Their measurements could also help distinguish between astrophysical models of the SGWB and cosmological scenarios invoking physics beyond the Standard Model [20].

2 Binary Interpretation of Pulsar Timing Array Data

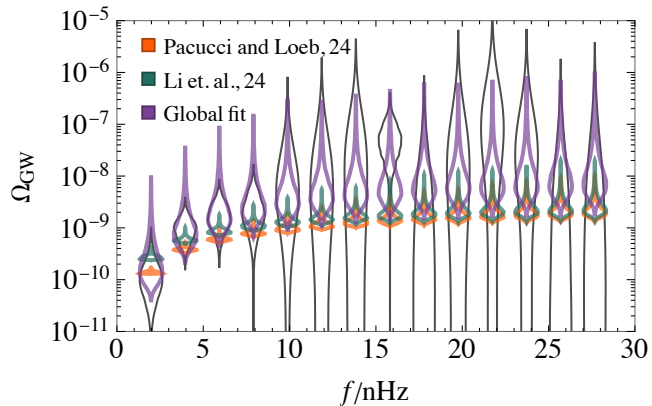


Figure 1: *NANOGrav data (grey “violins”) [1] compared with a SMBH binary model incorporating environmental effects (purple) [19] and two other models with different SMBH-galaxy mass relations (green and orange) [17, 18].*

Four pulsar timing array (PTA) collaborations have recently reported data on the SGWB [1, 2, 3, 4]. We focus here on the data from the NANOGrav collaboration shown in Fig. 1, which presented the strongest evidence for a SGWB. The strength of the signal in each frequency bin is represented as a “violin” whose varying width corresponds to the posterior probability density.

Also plotted are the predictions of three models (in orange, green and purple) that attempt to fit the data using a population of SMBH binaries at high redshift. These mod-

els make different assumptions about the ratios of the masses of SMBHs and their host galaxies. Two of the models predict SGWB signals that are weaker than the NANOGrav measurements [17, 18], though they are compatible at the 3σ level with the frequency dependence expected by SMBH binaries losing energy via gravitational wave emission. However, the bins at lower frequencies, corresponding to larger binary separations, suggest that other energy-loss mechanisms may also be at work, presumably interactions with the galactic environment. The purple “violins” have been calculated on the basis of the global fit to SMBH data discussed below and allowing for possible environmental effects [19]: they fit the data well.

3 JWST vs PTAs

As already noted, one of the most surprising early observations with the JWST has been the discovery of a population of high-redshift SMBHs, shown in red in Fig. 2 [5, 6, 7, 8, 9, 10, 11].

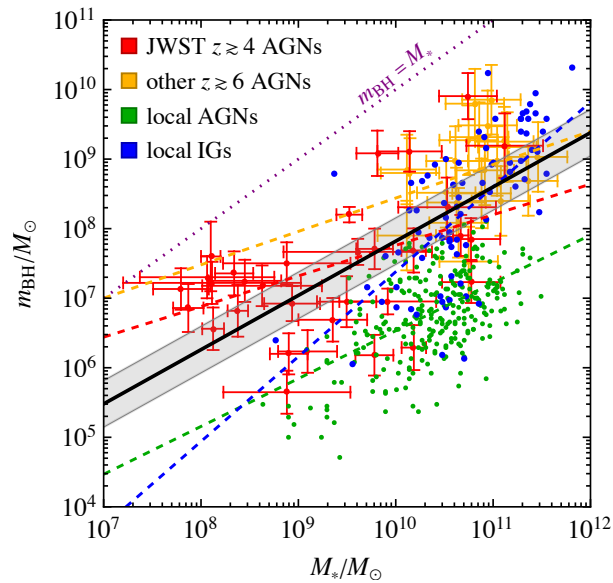


Figure 2: *Measurements of SMBH masses as functions of the stellar masses in galaxies, including JWST [5, 6, 7, 8, 9, 10, 11] and other high-redshift measurements [12], as well as low-redshift (local) AGNs and inactive galaxies (IGs) [16]. The black line and band are from a global fit omitting the low-redshift AGNs [13].*

This population looks very different from the SMBHs in low-redshift AGNs (shown in green), though it is less incompatible with the population in low-redshift inactive galaxies (IGs) (shown in blue) [16], and is also compatible with the trend of previous observations of high-redshift AGNs (shown in yellow) [12]. A global fit to the high-redshift and inactive galaxy data [13] is shown as the black band in Fig. 2.

At low redshifts the populations of SMBHs measured in inactive galaxies and in AGNs are significantly different, the latter being much lighter, as seen in Fig. 2. The reason is not well understood, but it appears that heavier SMBHs are more likely to be inactive while the lighter ones are AGNs. What our global fit shows is that all observations point to approximately the same scaling relation except for the local AGNs. The SMBHs

observed with JWST are of similar stellar masses to the local inactive galaxies, as found in our global fit.

This global fit was used to calculate the SMBH binary model results shown in purple in Fig. 1, which are very consistent with the NANOGrav measurements of the SGWB. The JWST and other high-redshift SMBH data seem to telling a similar story to the PTA data: maybe the JWST results should not have been so surprising?

At least two other explanations why the SMBHs measured by JWST are so heavy have been proposed. One is that the JWST SMBH observations are subject to election bias and measurement errors [17], and that the underlying population is actually quite similar to the local AGN population. The other is that the SMBH-stellar mass relation depends strongly on redshift [18], in such a way that the two populations can be reconciled. These two assumptions can explain, under different assumptions, both the local AGNs and the new high-redshift observations, but cannot be reconciled easily with the NANOGrav SGWB measurement.

Fig. 1 shows predictions for NANOGrav derived from these two alternative interpretations of the JWST data. The green points are calculated on the hypothesis that the JWST data were subject to selection bias and measurement errors [17], and the orange points are based on the proposal that the SMBH-stellar mass relation evolved rapidly with redshift [18]. We see that both of these models undershoot the NANOGrav. The NANOGrav data on the SGWB seem to confirm that the Universe has long contained more SMBHs than expected from the population of

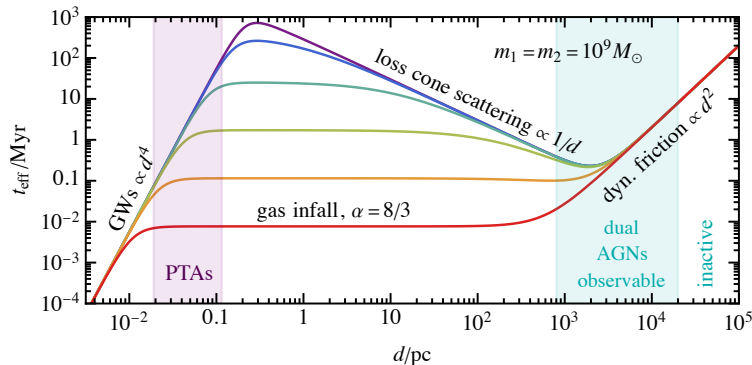


Figure 3: *The high-redshift dual AGNs observed with JWST [21] and the abundance of little red dots [22] are consistent with a model of environmental effects that also fits NANOGrav data [13], where details are described. The red and orange curves fit the data best.*

low-redshift AGNs - NANOGrav seem to be detecting a population of SMBHs in active galaxies at high redshift that is similar to the quiescent population today. This suggestion that there may be more low-redshift SMBHs than those in AGNs is good news for the experiments that will be searching for gravitational waves at higher frequencies than the PTAs.

More surprising JWST results include the observation of a high fraction of dual AGNs separated by

a few kiloparsecs [21], some 20 - 30% in a sample of 12 AGNs, orders of magnitude higher than previous theoretical estimates and the discovery of the little red dots [22] in the redshift range $2 < z < 11$ which also have surprised by their high number density. Interpreting AGNs as triggered during mergers, we use this as an observation of the total AGN number.

This fraction and high number density may also be understood in a model of environmental effects on the evolution of galaxy pairs and SMBH binaries [13]. The latter evolves at small separations by emitting gravitational waves, but the low-frequency downturn in the NANOGrav data in Fig. 1 seems to require environmental effects [19]. Several such effects are expected at larger separations, such as gas infall, viscous drag, stellar loss-cone scattering and dynamical friction. Fig. 3 illustrates a model of these effects [13]. The red and orange curves fit best the dual AGN data and the number of observed LRDs, assuming that the AGN activity is triggered during the merger, whereas for the other evolutions the dual AGN fraction would be much smaller than seen by JWST. The red and orange curves correspond also to the models that fit best the NANOGrav data [19]. Maybe the JWST, LRD and dual AGN observations should also not have been so surprising? Moreover, as seen in Fig. 3, dual AGNs would have evolved rapidly into closer binaries which is also potential good news for searches for gravitational waves from SMBH binaries.

4 Prospects for Future Measurements

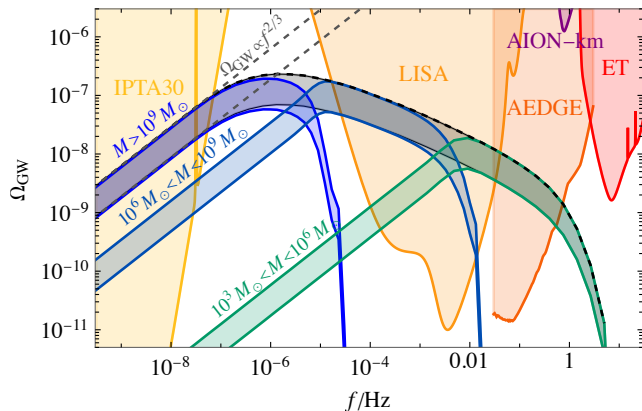


Figure 4: *Estimates of the potential sensitivities of gravitational wave experiments to mergers of black holes in different mass ranges [19, 23].*

The PTA experiments are restricted to making measurements in the frequency range < 30 nHz, but may nevertheless be able to detect distinctive signatures of the SMBH binary scenario. The dominant contributions to the SGWB are expected to come from a limited number of nearby binaries, This could lead to fluctuations in the intensity in different frequency bins, anisotropies and polarization effects (see, e.g., [23]) that may be observable in future rounds of PTA data.

Using the Extended Press-Schlechter formalism [24, 25] to estimate the rates for merg-

ers of galactic haloes, and assuming a constant probability for a halo merger to yield a black hole merger, one can estimate the prospects that higher-frequency gravitational wave experiments will observe the mergers of lower-mass black holes [19, 23]. As seen in Fig. 4, there may be good prospects for LISA to observe mergers of black holes with masses in the range $10^6 - 10^9$ solar masses, and an atom interferometer experiment such as AEDGE [26] may be able to measure mergers of black holes weighing $10^3 - 10^6$ solar masses.

5 How were SMBHs Seeded?

What could one learn from measuring such mergers? As mentioned in the Introduction, there are many scenarios for the seeding of SMBHs, ranging from stellar relics weighing $\mathcal{O}(100)$ solar masses to the possibility that they were formed directly in the collapses or mergers of proto-galaxies. Assuming the SMBH binary interpretation of the PTA data and their extrapolation to higher-frequency experiments shown in Fig. 4, could these experiments provide an indication how SMBHs were seeded?

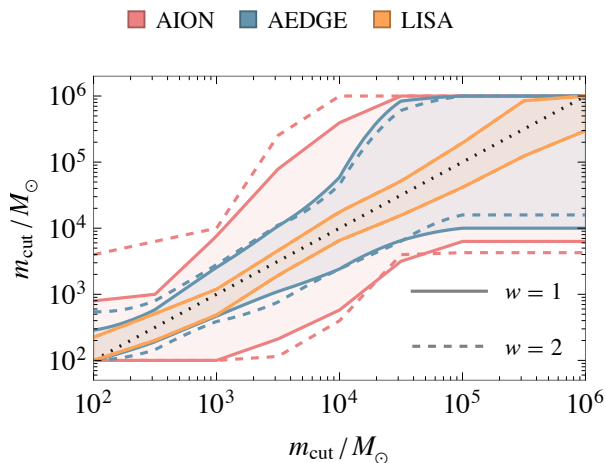


Figure 5: *The 95% CL accuracy with which LISA [27], AEDGE [26] and AION-1km [28] could measure a nominal cut on the SMBH seed mass over the range $10^2 - 10^6$ solar masses [29].*

This question is addressed in Fig. 5 [29], where we compare the precision with which gravitational wave measurements by the AION-1km [28], AEDGE [26] and LISA [27] experiments could determine a lower cut on the seed mass (assumed to have a spread $w = 1$ or 2 on a logarithmic scale) between $10^2 - 10^6$ solar masses: the horizontal axis show the assumed input, and the vertical axis is the value that could be extracted from the data. Our analysis shows that LISA could make an interesting measurement of the seed mass over the entire mass range explored, and that AEDGE could make an interesting measurement if the seed mass is in the range $10^2 - 10^4$ solar masses.

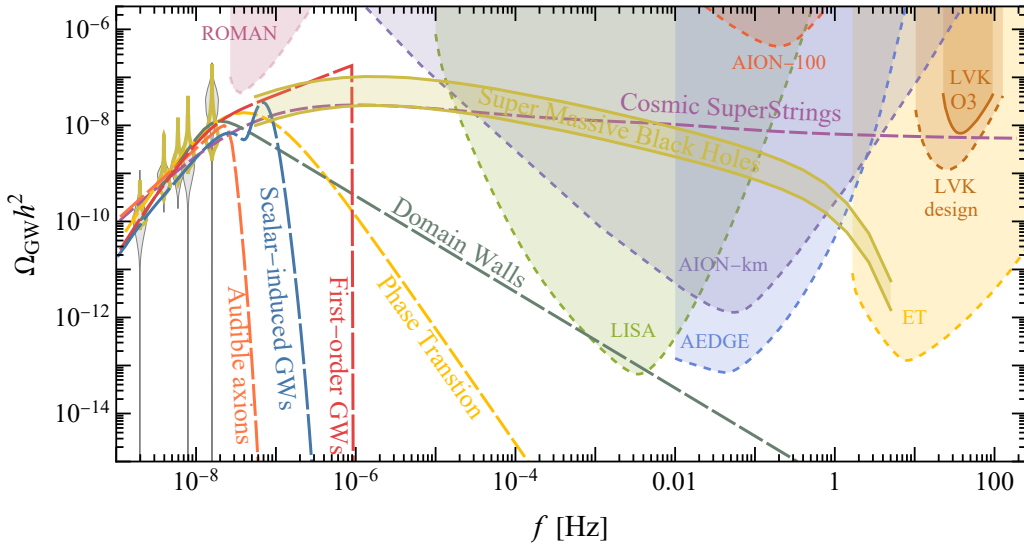


Figure 6: *Compilation of the best fits to the NANOGrav data for SMBH binaries with environmental effects (olive band) and in some cosmological models invoking physics beyond the Standard Model, compared with the sensitivities of different detectors [20].*

6 Alternative Interpretations of the PTA Data

Measuring gravitational waves emitted by the mergers of SMBHs - “the biggest bangs since the Big Bang” - would excite astrophysicists, but the default astrophysical interpretation of the PTA data as due to SMBH binaries is not the only possibility, and cosmologists have made many other proposals that invoke particle physics beyond the Standard Model. Fig. 6 compares some of these particle cosmology models with the NANOGrav data and the SMBH binary model discussed above [20].

The list of cosmological models is topped by cosmic strings, lines of energy that may be formed during a phase transition in the very early Universe. Subsequently they would move under the influence of gravity and occasionally cross each other, in which case they might give birth to loops of string that would later collapse through the emission of gravitational waves. This process would lead to a smooth spectrum extending over a very large range of frequencies. Indeed, this interpretation of the NANOGrav data is already constrained by data from the LIGO, Virgo and KAGRA experiments, as seen on the right side of Fig. 6, and will be probed further by their future data.

One of the other favoured particle cosmology scenarios listed in Fig. 6 is a first-order phase transition that could generate gravitational waves following nucleation and collisions of bubbles of the new vacuum. Interestingly, in order to fit the NANOGrav data this transition would need to have occurred at an energy scale of a few hundred GeV, within the energy range of the LHC, but in a sector of the theory that is hidden from experiment [20]. This and the other cosmological scenarios featured in Fig. 6 would yield gravitational wave spectra that cut off at frequencies $> 10^{-6}$ Hz, and so would not be detectable by the higher-frequency gravitational wave experiments shown in Fig. 4 [20].

Intriguingly, all the cosmological scenarios shown in Fig. 6 fit the NANOGrav data better (in a Bayesian sense) than the default astrophysical SMBH binary scenario, which may excite particle physicists [20]. However, the preference is not (yet?) significant: time and more data will tell!

7 Summary and Prospects

The discovery of a stochastic background of low-frequency gravitational waves by NANOGrav and other pulsar timing arrays has opened a new window on the Universe whose source remains to be clarified. The most plausible interpretation of the PTA signal is that it is due to super-massive black hole binary systems, though this remains to be confirmed. Possible confirmatory observations could include fluctuations in the signal strength between different frequency bins, angular anisotropies in the signal strength, and polarization of the gravitational waves. The black hole binary interpretation also suggests that higher-frequency gravitational wave detectors such as LISA and AEDGE should be able to observe directly the mergers of black holes much more massive than those observed by LIGO, Virgo and KAGRA: “the biggest bangs since the Big Bang”.

We have emphasized in this essay the consistency of this astrophysical interpretation of the PTA data with JWST and other observations of high-redshift SMBHs, rendering them less surprising than may have seemed initially. We have also discussed the capabilities of gravitational wave measurements to cast light on the mechanisms that contributed to SMBH formation.

These measurements will also be able to contribute to our understanding of general relativity. Observations of the gravitational waves emitted by massive black hole binaries could extend over long periods of time - potentially years - making possible detailed inspiral and in-

fall measurements that would yield powerful tests of high-order calculations of post-Newtonian and post-Minkowskian effects. Also interesting would be measurements of higher-mode contributions to the frequency spectrum of gravitational wave emissions during the final stages of mergers and the subsequent ringdown phases, which could probe strong gravity beyond the perturbative regime. For these reasons the astrophysical interpretation of the PTA data is exciting for general relativists as well as astrophysicists.

This said, as also mentioned in this essay, other interpretations of the PTA data are waiting in the wings for the possibility that the astrophysical interpretation fails to be confirmed. These include many non-standard cosmological scenarios that invoke physics beyond the Standard Model, such as cosmic strings and phase transitions in the early Universe, which would provide exotic sources of gravitational waves.

The good news is that many of the puzzles and questions raised by the PTA and JWST data may soon be answered by new instalments of data from these instruments, as well as data from other detectors that are operating or planned. Gravity research has never been more exciting.

Acknowledgements

This work was supported by the European Regional Development Fund through the CoE program grant TK133 and by the Estonian Research Council grants PSG869, PRG803 and RVTT7. The work of J.E. and M.F. was supported by the United Kingdom STFC Grants ST/T000759/1 and ST/T00679X/1. The work of V.V. was partially supported by the European Union's Horizon Europe research and innovation program under the Marie Skłodowska-Curie grant agreement No. 101065736.

References

- [1] NANOGrav collaboration, G. Agazie et al., *The NANOGrav 15 yr Data Set: Evidence for a Gravitational-wave Background*, *Astrophys. J. Lett.* **951** (2023) L8, [2306.16213].
- [2] D. J. Reardon et al., *Search for an Isotropic Gravitational-wave Background with the Parkes Pulsar Timing Array*, *Astrophys. J. Lett.* **951** (2023) L6, [2306.16215].

- [3] H. Xu et al., *Searching for the Nano-Hertz Stochastic Gravitational Wave Background with the Chinese Pulsar Timing Array Data Release I*, *Res. Astron. Astrophys.* **23** (2023) 075024, [2306.16216].
- [4] EPTA collaboration, J. Antoniadis et al., *The second data release from the European Pulsar Timing Array: V. Implications for massive black holes, dark matter and the early Universe*, 2306.16227.
- [5] H. Übler et al., *GA-NIFS: A massive black hole in a low-metallicity AGN at $z \sim 5.55$ revealed by JWST/NIRSpec IFS*, *A&A* **677** (Sept., 2023) A145, [2302.06647].
- [6] CEERS TEAM collaboration, R. L. Larson et al., *A CEERS Discovery of an Accreting Supermassive Black Hole 570 Myr after the Big Bang: Identifying a Progenitor of Massive $z > 6$ Quasars*, *Astrophys. J. Lett.* **953** (2023) L29, [2303.08918].
- [7] Y. Harikane et al., *JWST/NIRSpec First Census of Broad-Line AGNs at $z = 4 - 7$: Detection of 10 Faint AGNs with $M_{\text{BH}} \sim 10^6 - 10^8 M_{\odot}$ and Their Host Galaxy Properties*, *ApJ* **959** (Dec., 2023) 39, [2303.11946].
- [8] A. Bogdan et al., *Evidence for heavy-seed origin of early supermassive black holes from a $z \approx 10$ X-ray quasar*, *Nature Astron.* **8** (2024) 126–133, [2305.15458].
- [9] X. Ding et al., *Detection of stellar light from quasar host galaxies at redshifts above 6*, *Nature* **621** (June, 2023) 51–55.
- [10] R. Maiolino et al., *JADES. The diverse population of infant Black Holes at $4 < z < 11$: merging, tiny, poor, but mighty*, 2308.01230.
- [11] M. Yue, A.-C. Eilers, R. A. Simcoe, R. Mackenzie, J. Matthee, D. Kashino et al., *Eiger V. Characterizing the host galaxies of luminous quasars at $z > 6$* , 2309.04614.
- [12] T. Izumi et al., *Subaru High- z Exploration of Low-luminosity Quasars (SHELLQs). XIII. Large-scale Feedback and Star Formation in a Low-luminosity Quasar at $z = 7.07$ on the Local Black Hole to Host Mass Relation*, *ApJ* **914** (June, 2021) 36, [2104.05738].
- [13] J. Ellis, M. Fairbairn, G. Hütsi, J. Urrutia, V. Vaskonen and H. Veermäe, *Consistency of JWST Black Hole Observations with NANOGrav Gravitational Wave Measurements*, 2403.19650.

- [14] R. W. Hellings and G. S. Downs, *Upper limits on the isotropic gravitational radiation background from pulsar timing analysis.*, ApJ **265** (Feb., 1983) L39–L42.
- [15] E. S. Phinney, *A Practical theorem on gravitational wave backgrounds*, astro-ph/0108028.
- [16] A. E. Reines and M. Volonteri, *Relations between Central Black Hole Mass and Total Galaxy Stellar Mass in the Local Universe*, ApJ **813** (Nov., 2015) 82, [1508.06274].
- [17] J. Li, J. D. Silverman, Y. Shen, M. Volonteri, K. Jahnke, M.-Y. Zhuang et al., 2403.00074.
- [18] F. Pacucci and A. Loeb, *The Redshift Evolution of the M_{\bullet} – M_{\star} Relation for JWST’s Supermassive Black Holes at $z > 4$* , *Astrophys. J.* **964** (2024) 154, [2401.04159].
- [19] J. Ellis, M. Fairbairn, G. Hütsi, J. Raidal, J. Urrutia, V. Vaskonen et al., *Gravitational waves from supermassive black hole binaries in light of the NANOGrav 15-year data*, *Phys. Rev. D* **109** (2024) L021302, [2306.17021].
- [20] J. Ellis et al., *What is the source of the PTA GW signal?*, *Phys. Rev. D* **109** (2024) 023522, [2308.08546].
- [21] M. Perna et al., *A surprisingly high number of dual active galactic nuclei in the early Universe*, 2310.03067.
- [22] D. D. Kocevski, S. L. Finkelstein, G. Barro, A. J. Taylor, A. Calabrò, B. Laloux et al., *The Rise of Faint, Red AGN at $z > 4$: A Sample of Little Red Dots in the JWST Extragalactic Legacy Fields*, *arXiv e-prints* (Apr., 2024) , [2404.03576].
- [23] J. Ellis, M. Fairbairn, G. Hütsi, M. Raidal, J. Urrutia, V. Vaskonen et al., *Prospects for Future Binary Black Hole GW Studies in Light of PTA Measurements*, *Astron. Astrophys.* **676** (2023) A38, [2301.13854].
- [24] W. H. Press and P. Schechter, *Formation of galaxies and clusters of galaxies by selfsimilar gravitational condensation*, *Astrophys. J.* **187** (1974) 425–438.
- [25] J. R. Bond, S. Cole, G. Efstathiou and N. Kaiser, *Excursion set mass functions for hierarchical Gaussian fluctuations*, *Astrophys. J.* **379** (1991) 440.

- [26] AEDGE collaboration, Y. A. El-Neaj et al., *AEDGE: Atomic Experiment for Dark Matter and Gravity Exploration in Space*, *EPJ Quant. Technol.* **7** (2020) 6, [1908.00802].
- [27] LISA collaboration, P. Amaro-Seoane et al., *Laser Interferometer Space Antenna*, 1702.00786.
- [28] AION collaboration, L. Badurina et al., *AION: An Atom Interferometer Observatory and Network*, *JCAP* **05** (2020) 011, [1911.11755].
- [29] J. Ellis, M. Fairbairn, J. Urrutia and V. Vaskonen, *Probing Supermassive Black Hole Seed Scenarios with Gravitational-wave Measurements*, *Astrophys. J.* **964** (2024) 11, [2312.02983].