

# QACM: QoS-Aware xApp Conflict Mitigation in Open RAN

Abdul Wadud, *Graduate Student Member, IEEE*, Fatemeh Golpayegani, *Senior Member, IEEE*, and Nima Afraz, *Senior Member, IEEE*

**Abstract**—The advent of Open Radio Access Network (RAN) has revolutionized the field of RAN by introducing elements of native support of intelligence and openness into the next generation of mobile network infrastructure. Open RAN paves the way for standardised interfaces and enables the integration of network applications from diverse vendors, thereby enhancing network management flexibility. However, control decision conflicts occur when components from different vendors are deployed together. This article provides an overview of various types of conflicts that may occur in Open RAN, with a particular focus on intra-component conflict mitigation among Extended Applications (xApps) in the Near Real Time RAN Intelligent Controller (Near-RT-RIC). A QoS-Aware Conflict Mitigation (QACM) method is proposed that finds the optimal configuration of conflicting parameters while maximizing the number of xApps that have their Quality of Service (QoS) requirements met. We compare the performance of the proposed QACM method with two benchmark methods for priority and non-priority cases. The results indicate that our proposed method is the most effective in maintaining QoS requirements for conflicting xApps.<sup>1</sup>

**Index Terms**—Open RAN, conflict mitigation, QoS, xApp, Near-RT-RIC.

## I. INTRODUCTION

THE wireless RAN has transformed over the past few decades as we have witnessed remarkable progress in wireless communication technologies. Many novel RAN concepts other than the Traditional Radio Access Network or Distributed Radio Access Network (D-RAN) have been introduced to support the more diverse and stringent network requirements of Fifth Generation (5G) and beyond communication systems including Cloud Radio Access Network (C-RAN), Virtualized Radio Access Network (V-RAN), Software Defined Radio Access Network (SD-RAN), and Open Radio Access Network.

Open RAN is considered one of the most promising because of its disaggregated, virtualized, and vendor-neutral architecture. It provides a native framework to support Artificial Intelligence (AI)/Machine Learning (ML)-based control applications that enhance the network and resource management for the Mobile Network Operators (MNOs). Contrarily, the

other versions of RAN architectures are typically deployed by a single vendor that works as a black-box solution, which risks vendor lock-in for the MNOs. Therefore, Open RAN is becoming more crucial for the MNOs.

The O-RAN ALLIANCE is a worldwide community of MNOs, vendors, and research & academic institutions that envisions the future as intelligent, open, virtualized, and fully interoperable Open RAN. Open RAN architecture has several significant challenges to overcome, as it is still less mature compared to other RAN architectures. Security & trust issues and interoperability are two of the major challenges. As the disaggregated Open RAN architecture uses multiple splits between components of the RAN protocol stacks, for instance, functional split 7.2 between Open Radio Unit (O-RU) and Open Distribution Unit (O-DU), split 2 between O-DU and Open Centralised Unit (O-CU), and the E1 interface between Open Centralised Unit - Control Plane (O-CU-CP) and Open Centralised Unit - User Plane (O-CU-UP), it opens many loopholes for attackers. Significant amount of studies are required to enhance trust and securities in the Open RAN.

Interoperability is another major challenge that needs to be dealt with as a priority. When components from different vendors are assembled together, they should operate seamlessly, without any conflict or with minimal conflict. Conflicts negatively impact network performance and degrade the Key Performance Indicators (KPIs). There is neither a standardised conflict mitigation framework, nor is it defined how components from various vendors may coordinate, according to the O-RAN ALLIANCE. Therefore, in this study, we focus on post-action QoS-aware conflict mitigation within the RAN Intelligent Controller (RIC) to reduce the negative impact of conflicts.

To elaborate, the RIC is responsible for network control within the open RAN architecture. It allows various vendors to deploy control applications aimed at specific network objectives, such as resource allocation, energy saving, mobility load balancing, and more [2]. Tasks that are not time-sensitive, taking longer than 1s to complete, are managed by Remote Applications (rApps) within the Non Real Time RAN Intelligent Controller (Non-RT-RIC). In contrast, tasks demanding completion in a time frame from 10ms to  $\leq 1s$  are performed in xApps in the Near-RT-RIC.

The xApps and rApps within the RIC oversee network operations and management. An example is an rApp that enhances network efficiency and minimizes delays in Vehicle to Everything (V2X) communication by optimizing the allocation

Manuscript received January 15, 2024; *currently under review*; revised to be decided.

Abdul Wadud is with the School of Computer Science, University College Dublin, Ireland and Bangladesh Institute of Governance and Management, Dhaka, Bangladesh

Fatemeh Golpayegani and Nima Afraz are with the School of Computer Science, University College Dublin, Ireland.

<sup>1</sup>This paper is an extension of [1], presented at IEEE CPSCoM 2023.

of radio resources [3]. In a similar manner, an xApp can optimise QoS for a user group by efficiently managing radio resources and dispatching targeted control signals to the RAN infrastructure [4]. There is a risk of adverse interactions affecting performance [5] given that these xApps and rApps are supplied by different vendors and operate on shared resources during network activities. Such interactions are called conflicts that must be identified and resolved to prevent significant declines in system performance.

In this article, we propose the QACM method to address various types of intra-component conflicts in the Near-RT-RIC while ensuring the individual QoS requirements of conflicting xApps. This proposed method extends our previous research [1], where we introduced two game-theory-based Conflict Mitigation Controllers (CMCs), namely Nash's Social Welfare Function (NSWF) and Eisenberg-Galle (EG) solutions. The NSWF is applied in non-priority scenarios where each xApp in conflict has equal preference, while EG is utilized in priority settings, allowing xApps to have varying preferences set by the MNO. However, these methods do not account for the QoS benchmarks of each associated KPI of the involved xApps during conflict mitigation. Hence, many xApps fall short of their QoS requirements with the provided solutions. Thus, this article proposes the QACM framework, considering the QoS benchmarks of conflicting xApps. We benchmark the NSWF and EG solutions against the proposed approach and compare their performances in Section VII.

The concept and architecture of the Conflict Mitigation System (CMS) are adopted from [6]. While our research mainly focuses on the CMC component of the CMS, the study in [6] concentrated on the Conflict Detection Controller (CDC). To the best of our knowledge the proposed QACM method is the first of its kind for RAN conflict mitigation. This article formulates a novel QACM optimization problem and heuristic algorithm in Section VI. We provide an in-depth discussion on the taxonomy of conflict in Open RAN in Section II. Furthermore, we present an example model with five xApps to illustrate different types of intra-component conflicts in the Near-RT-RIC and to theoretically analyse the performance of the proposed QACM method compared to benchmarks. The case study demonstrates that the proposed QACM method outperforms benchmarks in maintaining the QoS threshold of involved xApps. We conduct four unique case studies that cover conflicting cases considering two or more involved xApps and methods for handling different types of conflicts both separately and together.

The remainder of the article is organised as follows: Section II covers the background of conflict with a state-of-the-art literature review. Section III discusses the system model for the proposed QACM method within the CMS framework. Section IV discusses the conflict management framework within the Near-RT-RIC architecture of Open RAN. Section V discusses the benchmark methods that are used to compare the performance with the proposed QACM method. Section VI elaborates on the proposed QACM method and its prerequisites. Section VII analyses the performance comparison between the proposed and benchmark methods through case studies. Section VIII discusses the real-world application of

the proposed method. Section IX addresses the limitations and future work. Finally, the paper concludes in Section X.

## II. BACKGROUND

### A. Conflicts in Open RAN

In a conventional RAN setup with a single vendor, the vendor typically managed and resolved any conflicts within their own architecture. As the sole provider of the RAN system, they oversaw the design, setup, and fine-tuning of the network. They address any issues or incompatibilities within their exclusive ecosystem, leading to a more simple prevention and resolution strategy. However, the advent of Open RAN has changed this dynamic. This new network structure supports the incorporation of hardware and software from multiple vendors. While this enhances interoperability and adaptability, it also brings about possible discrepancies among the different components. Each vendor might employ distinct methods, enhancements, or settings, which can cause disputes when merging their technologies into the Open RAN environment and adversely affect the RAN's efficiency. Consequently, these issues need to be identified and managed through appropriate network management [5]. The upcoming subsections will explore various types of control decision conflicts.

1) *Taxonomy of Conflicts in Open RAN*: Recent studies [1], [6] have indicated that control decision conflicts in Open RAN architecture can manifest at various levels. These conflicts within Open RAN are typically divided into horizontal and vertical types, as depicted in Fig. 1.

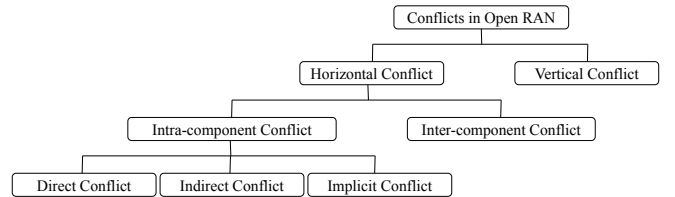


Fig. 1: Taxonomy of potential conflicts in Open RAN [1].

A vertical conflict emerges between components at different layers of the Open RAN hierarchy. For instance, a conflict between a Near-RT-RIC and a Non-RT-RIC, as shown in fig.2, is identified as a vertical conflict. Conversely, a horizontal conflict arises among components at the same hierarchical level. An example is a dispute between two xApps within a single Near-RT-RIC or among adjacent Near-RT-RICs, which is classified as a horizontal conflict (refer to fig.2). Within a Near-RT-RIC, conflicts among xApps are termed intra-component conflicts, while those among xApps from neighboring Near-RT-RICs are called inter-component conflicts (see Fig. 2). Furthermore, intra-component conflicts can be broken down into direct, indirect, and implicit types. In this paper, we present a strategy to mitigate intra-component conflicts among xApps in the Near-RT-RIC.

Within the Near-RT-RIC, autonomous xApps aiming for various optimization objectives can inadvertently create conflicting configurations by altering or affecting the same network parameter [5]. These are recognized as intra-component conflicts. Resolving direct, indirect, and implicit conflicts is challenging because the xApps involved are often developed

and provided by different vendors and typically do not share information with each other [7].

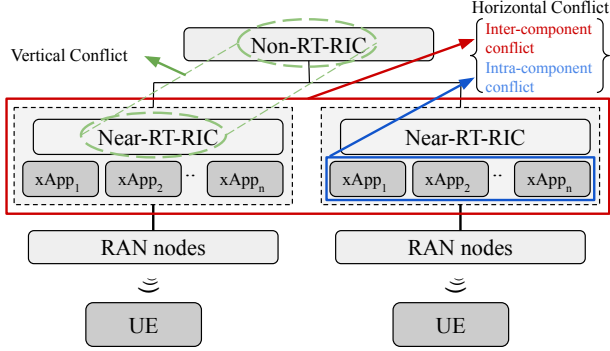


Fig. 2: Potential conflicting areas in Open RAN [1].

Direct conflicts are easily identifiable by the internal conflict mitigation controller. A single xApps or a pair of xApps might request configurations that clash with the existing setup. Furthermore, several xApps might propose different values for the same parameter, leading to an evident direct conflict. The conflict mitigation controller evaluates these requests and determines which one should take precedence. This approach is referred to as pre-action resolution [5]. However, simply favoring one request over another is not always the best solution. A preferable strategy is to find an optimal configuration that reconciles the conflicting parameters, promoting fairness and aligning with the network’s collective optimization objectives.

In contrast, indirect and implicit conflicts are less obvious. An indirect conflict arises when one xApp’s parameter adjustment inadvertently affects the operational area of another xApps. For instance, separate xApps controlling cell individual offset (CIO) and antenna tilts might influence the handover boundary. A change by an xApp managing remote electrical tilts (RET) or antenna tilts can, therefore, indirectly alter the performance of a CIO-focused xApps. Addressing this type of conflict involves post-action analysis to determine an optimal value for the contentious parameter [5].

Similarly, implicit conflict occurs when two xApps, each optimizing their respective targets, inadvertently degrade each other’s performance. An xApp aimed at ensuring QoS for a set of users and another focused on minimizing handovers could, for instance, interfere with one another in subtle ways. Detecting and resolving this conflict is particularly challenging [5]. Nonetheless, resource planning, prioritization, and effective error management can contribute to the system’s overall stability [5]. In this article, we introduce a conflict mitigation component designed to address all intra-component conflicts among xApps in the Near-RT-RIC.

## B. Problem Background

The Near-RT-RIC is the core of control and optimization in Open RAN. xApps are the main components of the Near-RT-RIC. According to the O-RAN Alliance’s Open RAN architecture, it opens the network for smaller vendors to participate in the development of RAN components so that the over-dependency of MNOs on a handful of vendors can be alleviated. This scope promotes various vendors from academia and industry to develop their own control applications, i.e.-

xApps and rApps, for RAN management [8]–[16]. When these xApps from various vendors are deployed in the Near-RT-RIC, the possibility of having conflicting configurations among them is highly likely or certain as they share the same RAN resources [1], [6], [7], [17]. The common approach to deal with these conflicts is to develop a combined xApp that performs multiple objectives, for instance- traffic steering xApp [16], or enabling real-time data-sharing between these conflicting xApps for joint decision making using Multi Agent Reinforcement Learning (MARL) or other machine learning techniques [7].

From the MNO’s perspective the former may loop us back to the possibility of vendor-lock-in as it acts like a black-box of multiple tasks combined together. The latter will require real-time data sharing and management that adds excessive computational overheads in the latency sensitive Near-RT-RIC. Also, it fails when vendors are not interested in direct data sharing of their xApp’s with others. In our previously published paper in [1], we proposed a game theoretic approach that can satisfy the low latency scenario considering the following few assumptions.

- Each xApps possesses the capability to independently learn, predict, and make optimal decisions based on the changing network state.
- xApps are capable of operating autonomously without intercommunication.
- Provided by various vendors, xApps function independently without forming groups or collective actions amongst themselves.
- All xApps utilize shared resources, leading to inherent conflicts of interest among them.

In our previous study [1], the NSWF is utilized to optimize a parameter that several xApps conflict over. This approach primarily aims to maximize the system’s overall utility as shown in the equation 1. However, it does not consider the QoS requirements of individual xApps, potentially causing them to consistently fall below their QoS targets. To address this, we propose a QoS-aware conflict mitigation model considering all four aforementioned assumptions. This model focuses on ensuring that each xApp closely meets its individual QoS requirements as well as the overall network performance.

## C. Related Research

Open RAN is a relatively new concept, and its conflict management aspects have not been thoroughly explored yet. However, there has been substantial research on conflict management within Self Organising Networks (SONs). The idea of xApps bears similarities to the concept of centralised SON Functions (SFs), as the RIC is seen as an evolution of the SON [18]. SON was introduced to simplify and automate the deployment and optimization of cellular RANs by removing the need for manual network element configuration. Consequently, it lowers the operational costs for mobile operators, enhances the Operating Expenditure (OpEx)-to-revenue ratio, and postpones unnecessary Capital Expenditure (CapEx).

As the telecom industry moves towards open interfaces, virtualization, and software-centric networking, the SON ecosystem is gradually shifting from traditional Distributed SON

(D-SON) and Centralised SON (C-SON) models to a framework based on open standards as xApps and rApps. This transition closely aligns with RAN programmability, fostering advanced automation and intelligent control through the RIC. The RIC, xApp, and rApp are equipped to support both near real-time D-SON and non-real-time C-SON functionalities, meeting the RAN automation and optimization requirements effectively [19]. Therefore, conflict mitigation in SON is relevant and essential to studying the conflict in Open RAN.

Conflicts between Mobility Load Balancing (MLB) and Mobility Robustness Optimization (MRO) SFs are frequently studied within the context of SON [20]–[22]. The research in [20] addresses the conflict between MLB and MRO by restricting the Cell Individual Offset (CIO) parameter’s range as determined by the MLB. Studies conducted by [22] explore finding an optimal value for the CIO to enhance the mitigation of conflicts between these two SFs. Munoz et al., in [21] introduced a coordination algorithm aimed at resolving the dispute between these SFs by adhering to pre-defined threshold values for Handover Ratio (HOR) and Call Block Ratio (CBR). A superior HOR above the threshold suggests improved performance for the MRO, while a lower CBR under the threshold signifies reduced cell-site congestion and thus better performance for the MLB.

The study in [23] introduced a game-theoretic approach to mitigating conflicts among Cognitive Functions (CFs) in Cognitive Autonomous Networks (CANs). CANs represent an advanced version of SONs that employs machine learning and artificial intelligence to analyse network data and construct models depicting network behavior. The researchers developed a machine learning-based regression model for each CF using data gathered from the network. This data was collected for every CF through a simulated experimental setup that replicates real network conditions, encompassing all Input Control Parameters (ICPs) and KPIs associated with each CF. The NSWF was applied within three distinct conflict models to determine the optimal values for the conflicting ICPs while enhancing the overall utility of the network. This research was further expanded in [24] with actual network data obtained from a network simulator, considering both priority and non-priority scenarios for the CFs.

A recent study in [7] adopts a reinforcement learning based Deep Q-learning model for cooperative learning between power allocation and resource allocation xApps in Open RAN. The results showed higher throughput and lower packet drop rate while considering the team learning approach compared to the non-team learning approach. This approach demonstrated a new solution to resolve the conflicting problem that might be viable to adapt in Open RAN, but seems hard to excel for a higher number of xApps because of the complexity of joint decision-making for multiple participating xApps using the demonstrated framework. Moreover, xApps should be designed and developed with this proposed framework in mind, otherwise, the solution cannot be adopted.

Researchers have developed a conflict detection and resolution framework, as outlined in [6], which includes components for direct, indirect, and implicit conflict detection to effectively identify them within the Near-RT-RIC. The research primar-

ily concentrates on the detection phase, while employing a simplistic priority-based system for conflict mitigation. Their findings demonstrated positive results, particularly with MLB and MRO xApps. Nonetheless, modifications to the current Open RAN architecture are necessary to integrate this solution. Additionally, different conflict types necessitate distinct approaches and present unique challenges. Consequently, the same author in their recent publication in [17] explores various potential challenges and proposes solutions to these issues. Moreover, the authors discuss control loops for three different types of conflict mitigation approaches, including- preventive conflict mitigation, conflict detection and resolution, and supervision & adaptation. The preventive conflict mitigation approach suggests pre-deployment assessment of xApps and rApp in a digital-twin environment to detect potential conflicts and analyse their impacts on the network before deploying them to the actual RIC. The conflict detection and resolution approach is a post-action method in the live network that detects and resolves any type of conflict in near-real-time. The last of these three envisions to have a CM supervisor component on top of the conflict detection and resolution framework that provides closed-loop monitoring and reconfiguration while mitigating conflict in the RIC.

In our earlier work presented in [1], which is a post-action conflict detection and mitigation framework, we primarily concentrated on the conflict mitigation component, assuming that the Conflict Detection (CD) component, with the support of the Performance Monitoring (PMon) component, accurately identifies conflicts. The conflict resolution strategy we adopted utilized two game-theoretic methods: NSWF and EG solution, for priority-based and non-priority-based scenarios, respectively. However, we observed that both NSWF and EG occasionally fail to guarantee satisfactory Quality of Service (QoS) for the maximum number of conflicting xApps. This inadequacy stems from not considering the QoS benchmarks of individual xApp. Consequently, we propose a QoS-aware conflict mitigation approach designed to ensure that the majority, if not all, xApps meet or exceed their specified QoS thresholds by identifying an optimal setting for the contentious ICP. We discuss this proposed method in Section VI.

### III. SYSTEM MODEL

#### A. Assumptions and Notations

In this paper, we assume that there are  $n$  xApps installed in the Near-RT-RIC. The set of xApps is denoted by  $X$ , where  $X = \{x_1, x_2, \dots, x_n\}$ . Each xApp  $x \in X$  has at least one associated KPI  $k_j \in K$ , where  $K$  indicates the set of all KPIs in the network. The KPIs of an xApp vary with the change of their associated input control parameters. We define the set of input control parameters as  $P$ , where  $p \in P$ . Each KPI has an individual QoS threshold  $q_j \in Q$  to maintain. We define  $X'$  and  $Q'$  as sets for xApps while having a direct conflict over  $p$  and their related KPIs, respectively. Since each KPI  $k_j \in K$  may have a different unit, we convert them to a scalar unit by the function  $U(p)$  and denote by  $u \in U$ . It is the utility function of  $x \in X$  as a function of  $p$ . Converting the KPIs to the utility function is one of the most critical challenges of this proposed

method, which is discussed in detail in Section VI-A. The objective of the proposed method is to select a value for the conflicting parameter  $p \in P$  within a constrained range that minimizes the distance between the utility of xApp  $x' \in X'$  and its QoS threshold  $q' \in Q'$ .  $s$  is the indicator of whether an xApp meets its QoS threshold or not for the estimated optimal value of the conflicting parameter  $p_l$ .  $w$  indicates the assigned weight to the conflicting xApps by the Conflict Supervision (CS) xApp. The functionalities of CS xApp are discussed in Section IV. The distance calculated between normalised QoS threshold and utility is very small, therefore, we use a constant  $\zeta$  to tune the weighted distance. In our numerical analysis, we used  $\zeta = 10^3$ . All important notations used in this article are summarised in Table I.

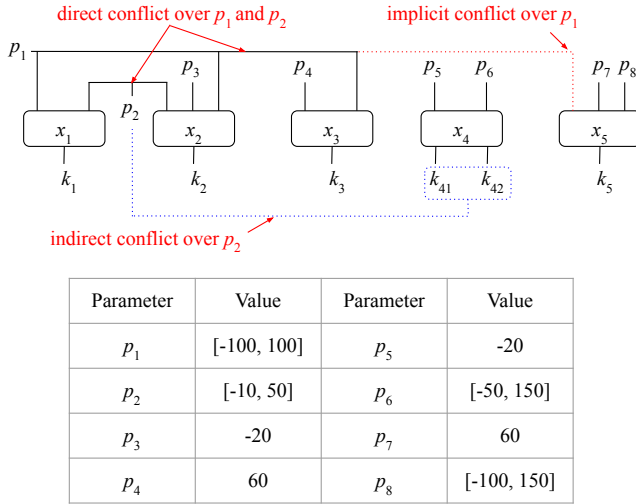


Fig. 3: Example model for direct, indirect and implicit conflict.

Fig. 3 depicts the example model used for theoretically analyzing the efficacy of the proposed conflict mitigation method, where five xApps are considered. These xApps, installed in the Near-RT-RIC, are strategically modeled to encompass all intra-component conflicts. xApp  $x_1$ ,  $x_2$ , and  $x_3$  share the ICP  $p_1$ , thus exhibiting direct control decision conflict over  $p_1$ . Similarly,  $x_1$  and  $x_2$  have a direct conflict over  $p_2$ . We examine these two direct conflicts in three distinct scenarios: firstly, addressing direct conflict between two xApps; secondly, managing similar conflicts among more than two xApps; and lastly, simultaneously resolving two direct conflicts involving multiple xApps.

An indirect conflict is modeled considering  $p_2$ ,  $p_5$ , and  $p_6$ , which belong to the same parameter group in the database. This means any change in their values impacts KPIs  $k_{41}$  and  $k_{42}$ . As defined in Section II-A, an indirect conflict arises when one xApp's parameter adjustment inadvertently influences the functional area of another xApp. This implies that a change in  $p_2$ , associated with  $x_1$  and  $x_2$ , that inadvertently affects the KPIs associated with  $x_4$ , constitutes an indirect conflict of  $x_4$  with both  $x_1$  and  $x_2$  over  $p_2$ .

Lastly, an implicit conflict of  $x_5$  with  $x_1$ ,  $x_2$ , and  $x_3$  over  $p_1$  is modeled. This indicates that any alteration in  $p_1$  inadvertently affects the KPI  $k_5$  of  $x_5$ . Although  $p_1$  is not directly linked

as an ICP of  $x_5$ , it implicitly influences  $x_5$ 's performance, characterizing implicit conflicts. Considering these conflicts and the values of all ICPs presented in the table in fig.3, we generate a conflict table for each xApp comprising all its associated ICPs and KPIs. The values of the KPIs for different control inputs of the parameters are estimated using the Gaussian distribution equation as stated in [1]. Subsequently, these xApps are trained using an Artificial Neural Network (ANN) regression model to enhance each xApp's KPI prediction capability for various settings of their ICPs. Section VI-B provides a detailed discussion on the prediction aspect.

TABLE I: List of Notations

Symbol	Description
<b>Given Parameters:</b>	
$X$	Set of all xApps in the Near-RT-RIC
$P$	Set of ICPs associated with all xApps in the Near-RT-RIC
$K$	Set of all KPIs associated with all xApps
$k \in K$	A particular KPI belongs to an xApp in the Near-RT-RIC
$Q$	Set of QoS thresholds for all xApps
$q \in Q$	A particular QoS threshold for an xApp
$Q'$	Set of QoS thresholds for all conflicting xApps
$q' \in Q'$	A particular QoS threshold for a conflicting xApp
$X'$	Set of all conflicting xApps
$x' \in X'$	A particular conflicting xApp
$u$	Utility of an xApp converted from KPIs
$U(p)$	Utility function to convert KPIs to utility $u$ for a given value $x$ of the conflicting parameter $p$
$w$	Priority weight assigned by the CS xApp
$s$	QoS indicator of xApps
$\zeta$	Constant to tune the weighted distance
<b>Decision Variables:</b>	
$p_l \in P$	Value of the conflicting parameter

#### IV. CONFLICT MANAGEMENT SYSTEM FRAMEWORK

In this article, we adopt the CMS framework as presented in [6] and [1]. This concept, incorporating a database, shared data layer, and messaging infrastructure, is congruent with the existing Near-RT-RIC architecture of the O-RAN ALLIANCE [5]. Our recent work [1] proposed a conflict management system consisting of three primary components: the Performance Monitoring (PMon), the CDC, and the CMC. These components, together with the database, are integral to detecting and mitigating intra-component conflicts within the Near-RT-RIC. The following sections discuss each of these components and the necessary database component, essential to the conflict management system framework.

The following database components are required for the CMS to work effectively in the Near-RT-RIC.

1) *Recently Changed Parameters (RCPs)*: The RCP component within the database stores all parameters recently modified at the behest of various xApps. Each parameter is stored alongside its corresponding timestamp.

2) *Parameter Group Definition (PGD)*: Within this database segment, parameters impacting the same network zone are cataloged. For instance, parameters like antenna tilts and cell individual offset, which both influence a cell's handover boundary, are categorized together in the handover boundary group as ICPs.

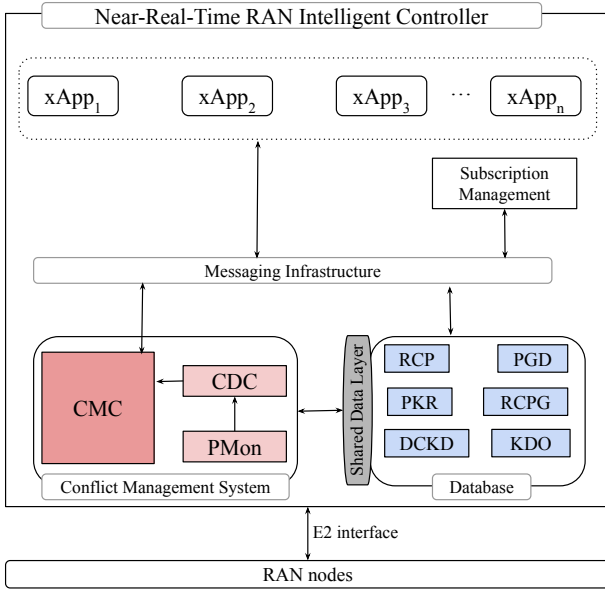


Fig. 4: Framework of conflict management system in the Near-RT-RIC.

3) *Recently Changed Parameter Group (RCPG)*: Changes to parameters within the PGD are recorded in the RCPG section of the database. Here, each parameter alteration is logged with its timestamp and the associated parameters within the same group.

4) *Parameter and KPI Ranges (PKR)*: The PKR database section compiles the minimum and maximum permissible values for each parameter, along with the relevant KPI for a specific cell.

5) *Decision Correlated with KPI Degradation (DCKD)*: This part of the database is dedicated to recording individual KPI thresholds, which are determined based on the QoS and Service Level Agreement (SLA) requirements of the respective cells or networks.

6) *KPI Degradation Occurrences (KDO)*: The KDO database component tracks occurrences of KPI degradation. This tracking is done subsequent to modifications in parameters by the xApps via RAN nodes and includes respective timestamps for each change.

The following subsections detail the functionalities of the core CMS components:

7) *Performance Monitoring Component (PMon)*: The PMon in the CMS oversees monitoring and analysis of network KPIs. It gathers data from RAN nodes through the E2 interface, including network elements and user devices (refer to Fig. 4). This data, encompassing measurements and statistics, aids in KPI assessment against QoS thresholds. Deviations in KPI values, indicative of performance anomalies, are logged in the KDO database. Upon KPI breaches, PMon alerts the CDC to identify potential xApps conflicts.

8) *Conflict Detection Controller (CDC)*: The CDC, as depicted in Fig. 4, detects various conflicts within the Near-RT-RIC, including direct, indirect, and implicit types, essential for a robust Open RAN architecture. Direct conflicts are identified through ICPs analysis during xApps deployment, while indirect and implicit conflicts are recognized via KPI

degradation and parameter changes, respectively. The CDC then informs the CMC about any detected conflicts along with relevant details.

9) *Conflict Mitigation Controller (CMC)*: The CMC addresses intra-component conflicts in the Near-RT-RIC by employing various conflict mitigation methods, including NSWF, EG or QACM. In case of detected conflicts, it suggests new parameter values that maximize or minimize certain objective functions among the involved xApps, based on their KPIs. The NSWF and EG discussed in Section V and QACM in Section VI are used to calculate this optimal value, considering both the most recent and the previous KPI values associated with the conflicting parameter.

In addition to these aforementioned components, we envision to have a CS xApp deployed in the Near-RT-RIC that provides the MNO a solid control over the conflict mitigation system. The CS xApp closely monitors the network state and manually assigns weights to the conflicting xApps upon requests from the CMC. While assigning weights, it also considers current policy configuration provided by the MNO. The MNO can update the policy configuration anytime that will immediately be effective to the CMS control-loop.

#### A. Control Loop for the Conflict Management System

The control loop of the CMS and its interconnected database components is depicted in Fig. 5. This loop illustrates the systematic flow and interaction between different components within the CMS highlighting the dynamic and responsive nature of the system. At the core of this loop is the constant monitoring and analysis of network performance, which is facilitated by the PMon component. This component continuously gathers and processes data from various RAN nodes, providing valuable insights into network performance through KPI assessment.

Fig. 5 further demonstrates the sequential flow of operations, starting from data collection to conflict resolution. Upon detecting deviations in KPI values against predefined QoS thresholds, the PMon component triggers the CDC. The CDC then employs advanced algorithms to detect any potential conflicts between the xApps. Following conflict identification, the CMC takes charge, applying cooperative bargain game theory principles to resolve these conflicts, thereby ensuring optimal network performance. The entire process embodies a cohesive and efficient approach to maintaining network integrity and performance in the Near-RT-RIC.

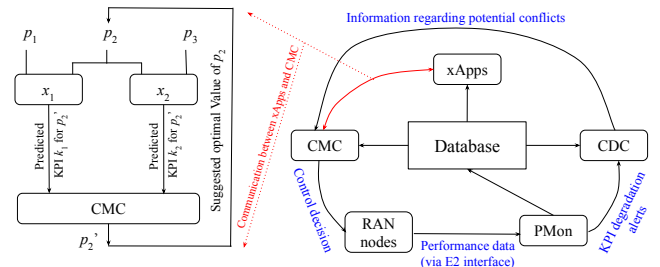


Fig. 5: Control Loop for the CMS.

## V. BENCHMARK

We consider NSWF and EG as the benchmark for performance comparison of the proposed QACM method. The former is used when all conflicting xApps  $x' \in X'$  has equal priority weights. The latter is used when different priority weights are assigned by the CS xApp based on the current network state and policy set by the MNO. Nash's equilibrium is well-known for computing maximum collective utility among players or agents in a multi-player or multi-agent scenario. It simply estimates the product of utilities of individual agents involved in the game. The Eq. 1 estimates the NSWF for all conflicting xApps  $x'_i \in X'$  for the conflicting parameter  $p_l$  by iterative bargain within its optimal configuration range (see in Section VI-C).

$$NSWF(p_l) = \prod_{i \in [1, |X'|]} U_i(p_l), \forall i \in X' \quad (1)$$

The EG, on the contrary, is used when particular xApps require preferences over the other contentious xApps. For instance, let us consider a practical scenario stated in Section VIII where Energy Saving (ES) and MRO xApp have a direct conflict over Transmission Power (TXP). If the current network state experiences high-level of call drop rate, the CS xApp or the MNO can decide to put more preference to MRO over ES and help to rise values for TXP and CIO to increase throughput and broaden the handover boundary. In such a case, EG solution is essential, but NSWF fails as it doesn't consider priority cases. The following is the EG linear programming problem [1]:

$$\text{Maximize } \sum_{i \in [1, |X'|]} w_i U_i(p_l) \quad (2a)$$

$$\text{s.t. } \sum_{i \in [1, |X'|]} w_i = 1, \forall i \in X' \quad (2b)$$

$$p_l \geq p_l^{\min, \text{opt}}, \forall l \in P \quad (2c)$$

$$p_l \leq p_l^{\max, \text{opt}}, \forall l \in P \quad (2d)$$

$$\forall i \in [1, |X'|], |X'| \geq 2. \quad (2e)$$

## VI. THE PROPOSED METHOD

The proposed QACM method is designed to be deployed as the CMC component in the CMS, as shown in Fig.4. In this article, we assume that all other components of the CMS framework perform their tasks efficiently, and the CMC is notified by the CDC when any direct, indirect, or implicit conflict occurs in the Near-RT-RIC. Afterward, the CMC communicates back-and-forth with the conflicting xApps  $x' \in X'$  to ensure that the maximum number of xApps meet their respective  $q' \in Q'$  and to alleviate the negative impact of the transpired conflict. When an optimal value is obtained, achieving the objective goal of the proposed QACM method while satisfying certain constraints (see in Section VI-D), the CMC forwards that optimal value of the conflicting ICP as a control decision to the respective xApps  $x' \in X'$  and RAN nodes. Certain prerequisites are necessary for the proposed QACM method to be deployed in the Near-RT-RIC, mainly the KPI prediction ability of individual xApp. This ability can also be developed as an independent KPI prediction xApp. These prerequisites are discussed in Sections VI-A and VI-B.

### A. KPI to Utility Conversion

Converting KPIs to utilities and defining a common QoS threshold for each xApp in the presence of multiple KPIs associated with a single xApp poses a significant challenge to the proposed QACM method. We use z-score normalisation [25] technique for converting the associated KPI of an xApp to utility. The reason for using z-score normalisation technique over the min-max normalisation technique (used in [1]) is primarily because it maintains the Gaussian distribution of the original KPI data, which is a crucial prerequisite for the proposed conflict mitigation model. Unlike min-max normalization, which simply re-scales the data to a fixed range, z-score retains the original distribution's properties, making it more suitable for utilities that rely on the underlying Gaussian-Normal characteristics.

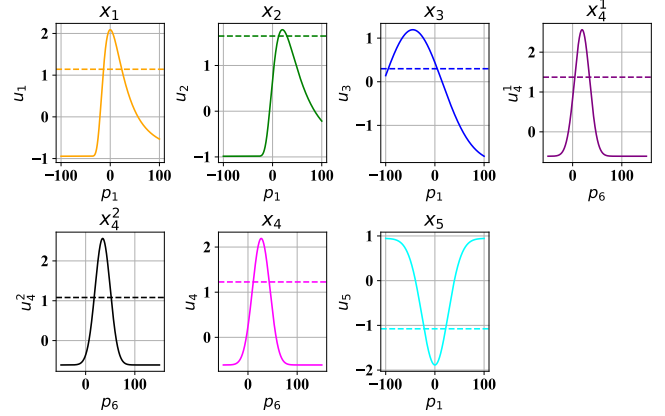


Fig. 6: Normalised KPI values or utilities related to each xApp.

To explain the conversion of KPIs to utility values, we consider an example model with five xApps and their respective ICP configurations as depicted in Fig.3. The conflict tables for this model are accessible as datasets in [26]. It includes KPIs specific to each xApp and their corresponding QoS thresholds, normalized using the z-score normalization technique (see Fig.6). In our example model in Fig. 3, each xApp is linked to a single KPI with the exception of xApp  $x_4$ , which has multiple KPIs. This design choice reflects the complexity of real-world scenarios and demonstrates the necessity of converting KPIs into utility values. Because more number of KPIs associated with a single xApp adds extra bargain weights to the mitigation method. In a real-life scenario, for example, common xApps like Capacity and Coverage Optimization (CCO), ES, MRO, and MLB typically have multiple KPIs, as outlined in Tables III and IV. Therefore, having a single KPI representation for individual xApp is necessary to keep the computational latency of the mitigation model within the Near-RT-RIC's latency budget.

Normalization of KPIs into utilities results in a uniform scalar measure, usually ranging between  $[-3, +3]$ . This standardisation allows for the integration of multiple KPIs associated with a single xApp to a single measure through various statistical techniques. However, combining these KPIs requires careful consideration, as some may be more significant than others. Also, combining different KPIs together might not always be meaningful. Addressing the QoS requirements of one KPI can sometimes meet the needs of other KPIs related to the

same xApp. Thus, we emphasize the need for manual oversight in determining the relevant KPIs for conflict mitigation, given the complexity and contextual dependency of defining a KPI importance hierarchy for each xApp. This area, involving the identification of significant KPIs based on network conditions, presents substantial research opportunities, with potential applications for AI and ML methods which fall beyond the scope of the present work.

To represent all associated KPIs as a single vector, techniques like Principal Component Analysis (PCA) or Factor Analysis can also be adopted. However, in this paper, we utilize a weighted-average method, which averages the KPIs with weights assigned by the MNO. The sixth figure from the top-left to the right in Fig. 6 presents the combined utility curve for the two KPIs of  $x_4$ , assuming equal importance for both. We presume that xApps are pre-trained with offline KPI prediction models capable of estimating KPI values based on provided ICPs. The subsequent section delves into the prediction of KPIs for xApps in greater detail.

### B. KPI Prediction for xApps

We train two different regression models, ANN and Polynomial Regression (PR), for each xApp with individual conflict tables collected from the example model shown in Fig. 3. We use simplified models for KPI prediction as a proof of concept for the underlying principles of the QACM framework. More sophisticated models are required for KPI prediction in actual network environment [27]. We discussed more about this in Section IX. The ANN comprises four hidden layers, each with 128 neurons. These layers utilize the hyperbolic tangent ( $\tanh$ ) activation function which is known for its efficacy in capturing non-linear relationships in the data. To mitigate the risk of overfitting, a dropout layer with a dropout rate of 0.2 is included after each hidden layer. This setup randomly sets a fraction of input units to 0 during training, helping to prevent complex co-adaptations on training data. The model terminates in an output layer with a single neuron employing a *linear* activation function that is ideal for regression tasks. For compiling the model, we used the *adam* optimiser that is a popular choice for deep learning applications, and the mean squared error loss function that is standard for regression problems. The model was trained over 10 epochs with a batch size of 10, balancing the efficiency and learning capability.

TABLE II: Performance Comparison between ANN and PR

xApps	PR			ANN		
	EVS	R-squared	MSE	EVS	R-squared	MSE
$x_1$	0.82	0.82	0.18	0.96	0.95	0.04
$x_2$	0.93	0.93	0.067	0.99	0.99	0.0006
$x_3$	0.99	0.99	0.0003	0.99	0.99	0.0045
$x_4$	0.96	0.96	0.02	0.98	0.98	0.01
$x_5$	0.81	0.81	0.185	0.98	0.98	0.015

We compared the performance of ANN and PR models across five different xApps. The results as summarized in Table II indicate that the ANN model generally outperformed the PR model in terms of Explained Variance Score (EVS), R-squared, and Mean Squared Error (MSE). Specifically, the ANN model demonstrated higher EVS and R-squared values,

suggesting it was more effective in capturing the variance and predicting the outcomes accurately for most xApps. Moreover, the ANN model exhibited lower MSE values, indicating that its predictions were closer to the actual values compared to those of the PR model. Therefore, we decide to use the ANN model for predicting KPIs of individual xApp.

### C. Estimating the Optimal Configuration Range

When the CMC is informed about a conflict by the CDC, it immediately communicates with the set of involved xApps in  $X'$  and the CS xApp. The CS xApp quickly assesses the network policy configuration set by the MNO and the current network state, and subsequently, provides weights  $w_i$  for each involved xApp  $x'_i \in X'$  so that  $\sum_{i \in [1, |X'|]} w_i = 1$ . Simultaneously, all the involved xApps  $x'_i \in X'$  are asked to provide the individual optimal configuration range of the conflicting parameter  $p_l$  as  $\{p_l^{max, x'_i}, p_l^{min, x'_i}\}$ , where  $p_l \in P$  and  $x'_i \in X'$ . Afterward, the CMC estimates the overall optimal configuration range  $\{p_l^{max, opt}, p_l^{min, opt}\}$  of the conflicting parameter  $p_l$ . Suppose, there are two xApps  $x'_1$  and  $x'_2$  involved in a particular conflict over parameter  $p_l$ . Upon request from the CMC,  $x'_1$  and  $x'_2$  send their individual optimal configuration range  $\{p_l^{max, x'_1}, p_l^{min, x'_1}\}$  and  $\{p_l^{max, x'_2}, p_l^{min, x'_2}\}$ . The CMC estimates the optimal configuration range as  $\{p_l^{max, opt}, p_l^{min, opt}\} \simeq \{\max(p_l^{max, x'_1}, p_l^{max, x'_2}), \min(p_l^{min, x'_1}, p_l^{min, x'_2})\}$ .

### D. QACM Method

The goal of the proposed QACM method is to minimize weighted distances of xApps utilities from their respective QoS thresholds and a squared sum of QoS satisfaction indicators. We formulate the following optimization problem in this regard:

$$\text{Minimize } \sum_{i \in [1, |X'|]} w_i D_i(p_l) \times \zeta - \left( \sum_{i \in [1, |X'|]} s_i \right)^2 \quad (3a)$$

$$D_i(p_l) = \sqrt{(U_i(p_l) - q'_i)^2}, \quad (3b)$$

$$s_i = \begin{cases} 0, & \text{if } q'_i < U_i(p_l) \\ 1, & \text{if } q'_i \geq U_i(p_l) \end{cases}, \quad (3c)$$

$$\text{s.t. } \sum_{i \in [1, |X'|]} w_i = 1, \quad (3d)$$

$$\sum_{i \in [1, |X'|]} s_i \leq |X'|, \quad (3e)$$

$$p_l^{min, opt} \leq p_l \leq p_l^{max, opt}, \quad p_l \in P, \quad (3f)$$

$$|X'| \geq 2. \quad (3g)$$

The Eq. (3a) represents the objective function of the optimization problem. It minimizes the weighted sum of distance reduced by the squared sum of satisfaction indicators  $s_i$ . It balances the need to keep xApps within desired QoS levels while maximizing overall satisfaction. The distance  $D_i(p_l)$  between utility  $U_i(p_l)$  of individual xApp  $x'_i \in X'$  and their respective KPI threshold  $q'_i$  is defined in Eq. (3b). A binary condition that assigns a satisfaction score based on whether an



xApp's utility meets its QoS threshold is defined by Eq (3c) which plays a key role in the objective function, indicating the level of satisfaction of each xApp. It is to be noted that the value assigned to  $s_i$  is not binary, but an integer value 0 or 1. The Eq. (3d) is the constraint that ensures the total sum of weights  $w_i$  assigned to each xApp is equal to 1. The total satisfaction score is constrained to the number of xApps by the Eq. (3c). A bound is applied on the decision variable  $p_l$  in Eq. (3f). The permissible range for the decision variable is within the optimal configuration range discussed in Section VI-C. The final constraint in Eq. (3g) indicates that the number of xApps involved in this conflict mitigation approach is at least two, because we consider scenarios involving at least two different xApps in a conflicting setting.

1) *Complexity Analysis*: In our optimization problem, the decision variable is primarily  $p_l$ , giving us only a unit variable. Additionally, we have  $w_i$  and  $s_i$  for each  $i \in [1, |X'|]$ , contributing twice to  $|X'|$  variables. The  $D_i(p_l)$  for each  $i$  also adds  $|X'|$  variables, leading to a total of  $3|X'|$  variables.

The number of constraint analysis is equally straightforward. We have a single weighted sum constraint in Eq. (3d), a single satisfaction sum constraint in Eq. (3e), and  $|X'|$  constraints each from the distance calculation in Eq. (3b) and the satisfaction indicator condition in Eq. (3c). Adding  $2|N|$  constraints for the bounds on decision variables in Eq. (3f) considering  $|N|$  discrete values for  $p_l$  within the range  $[p_l^{min,opt}, p_l^{max,opt}]$  and one for the minimum xApps involved in conflict in Eq. (3g), we reach a total of  $4|X'| + 2|N| + 3$  constraints. This analysis highlights the computational complexity inherent to this latency-sensitive system.

### E. QACM in a Dynamic Environment

For a dynamic scenario in the CMC, where the optimization problem is not tractable for large instance of conflicting xApps and optimal configuration bound of the conflicting parameter  $p_l$ , a heuristic approach can be adopted. We developed Alg. 1 in light of the QACM optimization problem as follows:

In Alg. 1, the set of conflicting xApps  $X'$ , the optimal bounds  $\{p_l^{min,opt}, p_l^{max,opt}\}$  for the conflicting parameter  $p_l$ , weights assigned by the CS xApp  $w_i$ , and the QoS threshold  $q'_i$  for  $\forall i \in [1, |X'|]$  are required as inputs. From steps 1 to 4, Alg. 1 initializes the required variables for estimating the  $minCost$  and the optimal value for  $p_l$ . The outer loop from steps 5 to 17 iterates within the range  $\{p_l^{min,opt}, p_l^{max,opt}\}$ , and the inner loop from steps 6 to 13 iterates for each conflicting xApp  $x'_i \in X'$ . The inner loop obtains  $U_i(p_l)$  for an  $x'_i \in X'$  in step 7, calculates the distance between  $U_i(p_l)$  and  $q'_i$  in step 8, updates the QoS indicator  $s_i$  by satisfying the QoS constraint from steps 9 to 12, and estimates the weighted distance & stores it in the  $cost$  array in step 13. The algorithm breaks out from the inner loop in step 13. The final cost  $fCost$  of all xApps for a particular value of  $p_l$  within the range  $\{p_l^{min,opt}, p_l^{max,opt}\}$  is calculated in step 14. If the calculated  $fCost$  is greater than  $minCost$ , the value of  $minCost$  and  $p_l^{opt}$  is updated using steps 15 to 17. When all iterations of the outer loop are completed, Alg. 1 returns the final  $p_l^{opt}$  in step 18.

---

### Algorithm 1 Heuristic QACM for dynamic environment

---

**Require:**  $X'$ , bound  $\{p_l^{min,opt}, p_l^{max,opt}\}$  for  $p_l$ ,  $w_i$  and  $q'_i$  for  $\forall i \in [1, |X'|]$ ,  $\zeta$   
**Ensure:** Optimal value for  $p_l$ ,  $p_l^{opt}$ .

- 1: Initialize a  $cost$  array.
- 2: Initialize a  $p_l^{opt}$  variable.
- 3: Initialize  $fCost = 0$ ,  $minCost = \infty$  variables.
- 4: Initialize an array  $s$  as QoS indicator.
- 5: **for** each  $p_l \in [p_l^{min,opt}, p_l^{max,opt}]$  **do**
- 6:   **for** each  $i \in [1, |X'|]$  **do**
- 7:     Obtain predicted  $U_i(p_l)$  from  $x'_i \in X'$
- 8:     Update  $D_i(p_l) = \sqrt{(U_i(p_l) - q'_i)^2}$
- 9:     **if**  $q'_i \geq U_i(p_l)$  **then**
- 10:       Update  $s[i] = 1$
- 11:     **else**
- 12:       Update  $s[i] = 0$
- 13:        $cost[i] = w_i D_i(p_l) \times \zeta$
- 14:      $fCost = \sum(cost) - (\sum(s))^2$
- 15:     **if**  $minCost > fCost$  **then**
- 16:       Update  $minCost = fCost$
- 17:       Update  $p_l^{opt} = p_l$ .
- 18: **return**  $p_l^{opt}$ .

---

1) *Complexity Analysis*: The complexity of Alg. 1 is primarily determined by its two nested loops. The outer loop iterates over each potential value of  $p_l$  within the range  $[p_l^{min,opt}, p_l^{max,opt}]$ . The inner loop, executed within each iteration of the outer loop, runs for each conflicting xApp in  $X'$ , giving it a complexity of  $O(|X'|)$ . Each iteration involves a series of calculations, including obtaining predicted utilities, updating distances, and modifying QoS indicators and costs. Assuming the range of  $p_l$  consists of  $N$  discrete values, the overall complexity of the algorithm is approximately  $O(N \cdot |X'|)$ .

## VII. CASE STUDY

We consider four conflicting cases for analyzing the performance of the proposed QACM method as shown in Fig. 3. We use QACM Priority (QACMP) as legend in the resulting figures only for comparing priority cases with the result of EG method. It is the same QACM method with different priority weights for involved xApps. In this section, the QACM illustrates results for a conflicting scenario where each of the conflicting xApps has equal weight, and it is compared with the result of NSWF method. All numerical analyses were conducted on a python based simulator same as [1]. The following critically analyzes the performance of the proposed model and compares its performance with two specific benchmarks as stated above.

### A. Direct conflict between two xApps

Fig. 7 illustrates a conflicting case between  $x_1$  and  $x_2$  over  $p_2$ . The curved lines,  $k_1$  and  $k_2$ , indicate the utilities belonging to each xApp, and the dashed horizontal straight lines,  $q_1$  and  $q_2$ , represent their respective QoS thresholds. The utility

$k_1$  peaks at  $p_2 = 18$ , leading  $x_1$  to request the RIC to set  $p_2 = 18$ . Conversely,  $x_2$  seeks to set  $p_2 = 25$  to reach its maximum utility. To resolve this direct conflict, we execute the QACM, QACMP, NSWF, and EG methods. In a non-priority scenario with equal priority weights,  $w_1 = 0.5$  and  $w_2 = 0.5$ , the QACM suggests setting  $p_2 \approx 27$ , where both xApps meet their individual QoS thresholds  $q_1$  and  $q_2$ , respectively. In contrast, the NSWF suggests setting  $p_2 \approx 23$ , where only  $x_1$  meets its requirement  $q_1$ , but  $x_2$  fails to meet  $q_2$ . In a priority scenario, with  $w_1 = 0.7$  and  $w_2 = 0.3$ , the QACMP suggests setting  $p_2 \approx 25$ , where both involved xApps meet their QoS thresholds. Conversely, the EG method, under the same priority configuration, suggests setting  $p_2 \approx 22$ , where only  $x_1$  meets  $q_1$ . In both scenarios, the QACM ensures that the maximum number of involved xApps meet their individual QoS requirements.

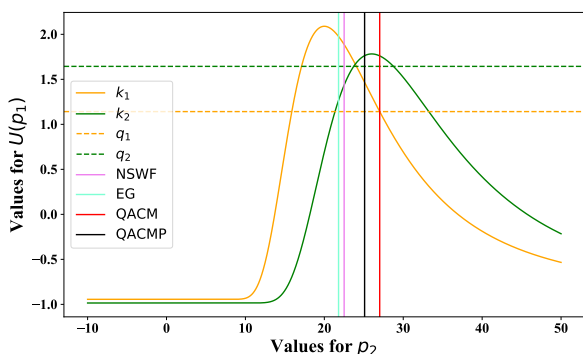


Fig. 7: Direct conflict between  $x_1$  and  $x_2$  over  $p_2$ .

### B. Direct conflict among multiple xApps

As depicted in Fig. 8, a conflict scenario involving three xApps over parameter  $p_1$  is presented. In this case, the utility curves of the xApps, denoted as  $k_1$ ,  $k_2$ , and  $k_3$ , are shown along with their respective QoS thresholds, represented by dashed horizontal lines  $q_1$ ,  $q_2$ , and  $q_3$ . The utility curve  $k_1$  for xApp  $x_1$  reaches its maximum at a certain value of  $p_1 = 0$ , prompting  $x_1$  to request the RIC to set  $p_1 = 0$  to this optimal point. Similarly, xApps  $x_2$  and  $x_3$  each prefer different settings of  $p_1$ , as  $p_1 = 20$  and  $p_1 = -45$ , respectively, to maximize their respective utilities. This scenario leads to a complex conflict among the three xApps, each vying for a different configuration of  $p_1$ .

To address this tripartite conflict, we apply the QACM method alongside the NSWF and EG solutions for both priority and non-priority settings. In a non-priority setting with equal weights for all xApps, the QACM method effectively finds a configuration of  $p_1 \approx 23$  that satisfies the QoS requirements of  $x_1$  and  $x_2$ . The NSWF methods, under similar conditions, suggest different configurations of  $p_1 \approx -45$ , favoring only  $x_3$ . In contrast, in a priority setting, the QACM method adapts to the assigned weights  $\{w_1 = 0.1, w_2 = 0.2, w_3 = 0.7\}$  and finds an optimal configuration of  $p_1 \approx 5$  that prioritizes and meets the QoS requirements of  $x_3$  while meeting the same for  $x_1$ . At the same time, it keeps the deviation of  $k_2$  from  $q_2$  as smaller as possible. The EG method for the same setting finds an optimal configuration of  $p_1 \approx 1$  that meets QoS requirements of both  $x_1$  and  $x_3$ , but increases deviation

between  $k_2$  and  $q_2$ . This figure and its analysis underscore the efficacy of the QACM method in resolving conflicts involving multiple xApps with varying QoS requirements. It demonstrates the method's capability to navigate complex multi-party conflicts and identify configurations that balance the competing needs of different xApps in the Near-RT-RIC.

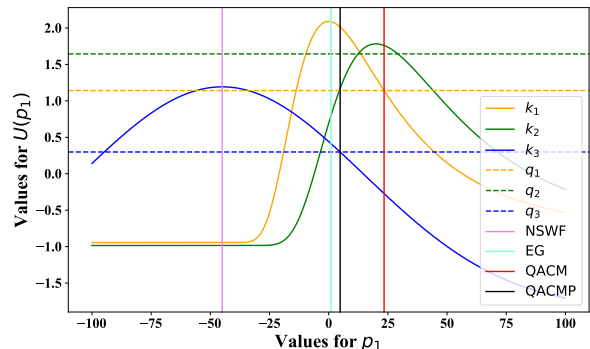


Fig. 8: Direct conflict among  $x_1$ ,  $x_2$  and  $x_3$  over  $p_1$ .

### C. Concurrent Mitigation of direct and indirect conflicts

Fig. 9 illustrates two distinct network states,  $\eta_1$  and  $\eta_2$ . Within the context of Fig. 3,  $p_2$  is implicated in a direct conflict between  $x_1$  and  $x_2$ , as well as an indirect conflict involving  $x_4$ . In network state  $\eta_1$ , the QACM non-priority method suggests a solution,  $\eta_1^{p_2^{opt}} \approx 27$ , to resolve the direct conflict, as depicted in Fig. 7. However, this solution inadvertently diminishes the utility of  $x_4$  below its QoS threshold  $q_4$ , highlighting the indirect impact of  $p_2$  on the KPIs of  $x_4$ . Consequently,  $x_4$  advocates for setting  $p_2$  to 15, where it achieves maximum utility, introducing a new conflict with  $x_1$  and  $x_2$ .

The QACM method, along with the NSWF and EG solutions, is applied in both priority and non-priority settings. In a non-priority setting, the QACM and NSWF suggest  $p_2 \approx 27$  and  $p_2 \approx 11$ , respectively, represented as  $\eta_2^{QACM}$  and  $\eta_2^{NSWF}$  in Fig. 9. The  $\eta_2^{QACM}$  maintains the previously suggested value, ensuring both  $x_1$  and  $x_2$  meet their respective QoS thresholds, due to the QACM method's inherent mechanism of maximizing the number of xApps that meet their individual QoS requirements.

Conversely, in a priority setting, the QACM method adjusts to the weights  $\{w_1 = 0.1, w_2 = 0.2, w_4 = 0.7\}$  and identifies an optimal  $p_2 \approx 18$  that satisfies  $q_1$  and  $q_4$ , but not  $q_2$ . The EG method, with the same weights, proposes  $p_2 \approx 14$ , meeting only  $q_4$ . Thus, the QACM method surpasses both the NSWF and EG in non-priority and priority scenarios, respectively. This example showcases the intricate dynamics of conflict in Open RAN and emphasizes the QACM method's capacity to reconcile diverse QoS requirements among multiple xApps.

### D. Concurrent Mitigation of direct and implicit conflicts

Fig. 10 illustrates a scenario in which an implicit conflict, coupled with a direct conflict, emerges over the parameter  $p_1$ . We consider two network states,  $\eta_1$  and  $\eta_2$ , akin to the previous case. Network state  $\eta_1$  corresponds to the situation depicted in Fig. 8, where the QACMP scheme yields  $p_1 \approx 5$  as the optimal solution for the conflict involving  $x_1$ ,  $x_2$ , and

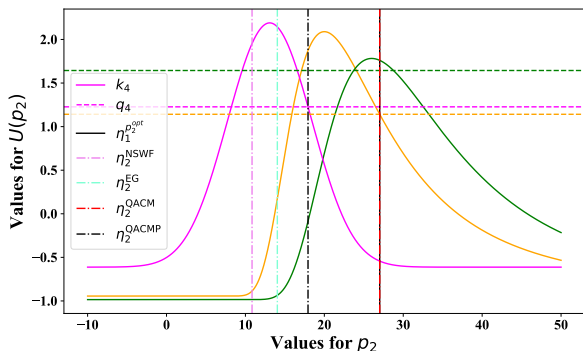


Fig. 9: Indirect conflict of  $x_4$  with  $x_1$  and  $x_2$  over  $p_2$ .

$x_3$  over  $p_1$ . However, this resolution leads to a new conflict due to its detrimental effect on the utility of  $x_5$ . This conflict is presumed to be identified by the CDC, prompting the execution of the QACM, EG, and NSWF methods to determine an optimal value for  $p_1$  once more, this time considering all four xApps. This is referred to as network state  $\eta_2$ .

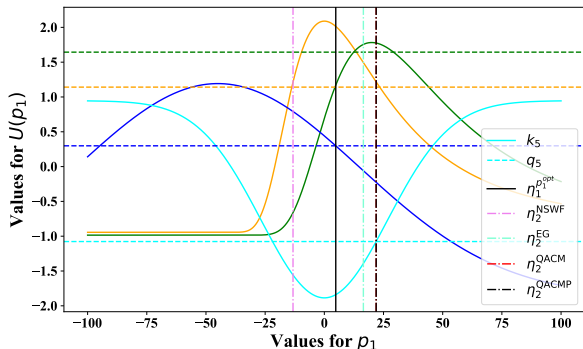


Fig. 10: Implicit Conflict of  $x_5$  with  $x_1$ ,  $x_2$  and  $x_3$  over  $p_1$ .

In network state  $\eta_2$ , the QACM method and the NSWF provide solutions for  $p_1$  in the non-priority case, with  $\eta_2^{QACM} \approx 22$  and  $\eta_2^{NSWF} \approx -13$ , respectively. The QACM satisfies the QoS requirements for three xApps:  $x_1$ ,  $x_2$ , and  $x_5$ . In contrast, NSWF fulfils the requirements for two xApps:  $x_1$  and  $x_3$ . In the priority case, with the configuration  $\{w_1 = 0.1, w_2 = 0.2, w_3 = 0.3, w_5 = 0.4\}$ , the QACMP suggests the same value as QACM, while EG calculates  $p_1 \approx 16$ . Similar to the non-priority case, QACMP outperforms EG in meeting the QoS requirements of the involved xApps. This scenario underscores the complexities involved in simultaneously addressing direct and implicit conflicts.

### VIII. PRACTICAL APPLICATION

This article primarily focuses on the theoretical development of a QoS-aware conflict mitigation approach. To illustrate the application of the proposed method in a real-life scenario, we consider four xApps, including CCO, ES, MRO, and MLB, as presented in Table III and their respective objectives in Table IV. From the list of ICPs in Table IV, we identify four direct conflicts. Firstly, all four xApps share the TXP, leading to a direct conflict over TXP. Secondly, MLB and CCO have a direct conflict over Radio Electrical Tilt (RET). Lastly, MLB and MRO have two direct conflicts over CIO and Time-To-Trigger (TTT), respectively. Additionally, there is an indirect conflict between MLB and MRO xApps. All KPIs

related to handover are influenced by this group of parameters: {TTT, CIO, TXP, RET, Handover Hysteresis (HYS)}. Any change in these parameters by MLB significantly affects the KPIs of MRO. For example, if MLB modifies RET, it directly impacts the handover boundary, potentially increasing the call drop rate. Direct and indirect conflicts between xApps are readily identifiable; however, establishing implicit conflicts among xApps is not feasible without live network simulation. Therefore, we are not considering any implicit conflicts among these four xApps in this section.

The aforementioned conflicts, including the implicit conflict, can be resolved using our proposed QACM method, as theoretically demonstrated in Section VII. However, practical validation requires these xApps to be deployed in a Near-RT-RIC and capable of predicting KPIs. We aim to validate the proposed QACM method and demonstrate the results in future works.

### IX. LIMITATION AND FUTURE WORKS

As discussed in Section VIII, the primary focus of this work is the theoretical foundation of the QACM method. While the KPI prediction for xApps plays a crucial role in our proposed approach, the current study employs a simplified ANN model to illustrate the framework's potential. It is important to note that in a real RAN environment, KPI prediction is a complex process influenced not only by ICPs but also by the dynamic state of the network. The simplified KPI prediction model used herein serves as a proof of concept for the underlying principles of the QACM framework. Recognizing the need for a more comprehensive approach to KPI prediction in actual network scenarios, we plan to conduct an in-depth investigation into this aspect in future research endeavors. Recent development [27] on KPI prediction in RAN shows the way to reach our vision.

### X. CONCLUSION

In this article, we proposed the QACM method that mitigates intra-component conflicts within the Near-RT-RIC of Open RAN architectures. By integrating elements of cooperative game theory, particularly NSWF and EG solutions, the QACM method effectively balances conflicting parameters while upholding the individual QoS requirements of xApps. This approach not only enhances the flexibility and efficiency of network management but also offers a standardised framework for conflict resolution among diverse network applications. The comparative analysis with benchmark methods in priority and non-priority scenarios further establishes the QACM method's superiority in maintaining QoS thresholds under conflicting conditions.

However, it is crucial to recognize the simplicity of the KPI prediction model used in this research may not fully encapsulate the complexity and dynamism of real-world RAN environments. This limitation underscores the need for more comprehensive KPI prediction models and the integration of the conflict mitigation framework introduced in this paper within the testbed environments that we aim to investigate in future. Also, we envisioned the concept of CS xApp for

TABLE III: List of xApps with their respective KPIs

xApp	KPI	QoS Range	Unit	Minimum QoS Threshold			
				V2X	URLLC	mMTC	eMBB
CCO	SINR	-10 to 30 dB	dB [28]	20 dB	15 dB	10 dB	15 dB
	Downlink Throughput	10 Mbps to 1 Gbps	Mbps/Gbps [29]	500 Mbps	100 Mbps	10 Mbps	100 Mbps
ES	Energy Efficiency	0.1 to 10 (bit/Joule)	bit/Joule [30]	5 bit/Joule	2 bit/Joule	0.1-1 bit/Joule	1-3 bit/Joule
	Power Consumption	100 W to 1500 W	Watts [31]	1000 W	500 W	100 W	500 W
MRO	Handover Success Rate	90% to 99%	Percentage [21]	99%	98%	95%	97%
	Call Drop Rate	0% to 2%	Percentage [21]	≤ 0.5%	≤ 1%	≤ 2%	≤ 1.5%
	Call Block Rate	0% to 2%	Percentage [21]	≤ 0.5%	≤ 1%	≤ 2%	≤ 1.5%
MLB	Traffic Load	30% to 80%	Percentage	60%	50%	30%	40%
	Resource Utilization Rate	20% to 70%	Percentage	50%	40%	20%	30%

TABLE IV: Objectives of xApps based on their ICPs [24]

Name	ICPs	Objective
MLB	TTT, CIO, TXP, RET	Minimize Load and maximize Resource Utilization
CCO	TXP, RET	Maximize downlink throughput and minimize SINR
ES	TXP	Maximize energy efficiency and minimize power consumption
MRO	TXP, TTT, CIO, NL, HYS	Maximize successful handover rate and minimize call drop rate & call block rate

conflict supervision which is an integral part of the QACM based conflict mitigation system. We aim to dive deeper into the implementation of each of these components. Our future research will focus on bridging the gap between theoretical models and practical applications. In doing so, we aim to reinforce the role of QACM as an essential component in Open RAN, ensuring optimized performance and enhanced user experience.

#### ACKNOWLEDGMENT

Funding for this research is provided by the European Union's Horizon Europe research and innovation program through the Marie Skłodowska-Curie SE grant under agreement number RE-ROUTE No 101086343.

#### REFERENCES

- [1] A. Wadud, F. Golpayegani, and N. Afraz, "Conflict management in the near-rt-ric of open ran: A game theoretic approach," *arXiv preprint arXiv:2311.13389*, 2023.
- [2] M. Polese, L. Bonati, S. D'Oro, S. Basagni, and T. Melodia, "Understanding o-ran: Architecture, interfaces, algorithms, security, and research challenges," *arXiv preprint arXiv:2202.01032*, 2022.
- [3] M. Dryjański, "Traffic management for v2x use cases in o-ran." <https://rimedolabs.com/blog/traffic-management-for-v2x-use-cases-in-o-ran/>. Accessed on: 09-11-2023.
- [4] O-RAN Alliance, "O-ran use cases analysis report," Report v09.00, O-RAN Alliance, Oct. 2022.
- [5] O.-R. Alliance, "O-ran working group 3 (near-real-time ran intelligent controller and e2 interface workgroup), near-rt ric architecture," *O-RAN.WG3.RICARCH-R003-v04.00*. Last Accessed [March 2023].
- [6] C. Adamczyk and A. Kliks, "Conflict mitigation framework and conflict detection in o-ran near-rt ric," *IEEE Communications Magazine*, 2023.
- [7] H. Zhang, H. Zhou, and M. Erol-Kantarci, "Team learning-based resource allocation for open radio access network (o-ran)," in *ICC 2022-IEEE International Conference on Communications*, pp. 4938–4943, IEEE, 2022.
- [8] L. Bonati, M. Polese, S. D'Oro, S. Basagni, and T. Melodia, "Intelligent closed-loop ran control with xapps in openran gym," in *European Wireless 2022; 27th European Wireless Conference*, pp. 1–6, VDE, 2022.
- [9] M. Polese, L. Bonati, S. D'Oro, S. Basagni, and T. Melodia, "Coloran: Developing machine learning-based xapps for open ran closed-loop control on programmable experimental platforms," *IEEE Transactions on Mobile Computing*, 2022.
- [10] V.-D. Nguyen, T. X. Vu, N. T. Nguyen, D. C. Nguyen, M. Juntti, N. C. Luong, D. T. Hoang, D. N. Nguyen, and S. Chatzinotas, "Network-aided intelligent traffic steering in 6g oran: A multi-layer optimization framework," *arXiv preprint arXiv:2302.02711*, 2023.
- [11] Ł. Kułacz and A. Kliks, "Dynamic spectrum allocation using multi-source context information in openran networks," *Sensors*, vol. 22, no. 9, p. 3515, 2022.
- [12] O. Orhan, V. N. Swamy, T. Tetzlaff, M. Nassar, H. Nikopour, and S. Talwar, "Connection management xapp for o-ran ric: A graph neural network and reinforcement learning approach," in *2021 20th IEEE International Conference on Machine Learning and Applications (ICMLA)*, pp. 936–941, IEEE, 2021.
- [13] F. Kavehmadavani, V.-D. Nguyen, T. X. Vu, and S. Chatzinotas, "Intelligent traffic steering in beyond 5g open ran based on lstm traffic prediction," *IEEE Transactions on Wireless Communications*, 2023.
- [14] A. Lacava, M. Polese, R. Sivaraj, R. Soundrarajan, B. S. Bhati, T. Singh, T. Zugno, F. Cuomo, and T. Melodia, "Programmable and customized intelligence for traffic steering in 5g networks using open ran architectures," *IEEE Transactions on Mobile Computing*, 2023.
- [15] F. Kavehmadavani, V.-D. Nguyen, T. X. Vu, and S. Chatzinotas, "On deep reinforcement learning for traffic steering intelligent oran," *arXiv preprint arXiv:2311.03853*, 2023.
- [16] M. Dryjański, Ł. Kułacz, and A. Kliks, "Toward modular and flexible open ran implementations in 6g networks: Traffic steering use case and o-ran xapps," *Sensors*, vol. 21, no. 24, p. 8173, 2021.
- [17] C. Adamczyk, "Challenges for conflict mitigation in o-ran's ran intelligent controllers," in *2023 International Conference on Software, Telecommunications and Computer Networks (SoftCOM)*, pp. 1–6, IEEE, 2023.
- [18] Mavenir, "RIC as the Next Generation SON for Open RAN and More." <https://www.mavenir.com/resources/ric-as-the-next-generation-son-for-open-ran-and-more/>.
- [19] SNS Telecom & IT, "SON (Self-Organizing Networks) in the 5G & Open RAN Era: 2022 – 2030 – Opportunities, Challenges, Strategies & Forecasts." <https://www.snstelecom.com/son>. Accessed: 2024-01-01.
- [20] Z. Liu, P. Hong, K. Xue, and M. Peng, "Conflict avoidance between mobility robustness optimization and mobility load balancing," in *2010 IEEE Global Telecommunications Conference GLOBECOM 2010*, pp. 1–5, IEEE, 2010.
- [21] P. Mu, R. Barco, S. Fortes, *et al.*, "Conflict resolution between load balancing and handover optimization in lte networks," *IEEE Communications Letters*, vol. 18, no. 10, pp. 1795–1798, 2014.
- [22] M. Huang and J. Chen, "A conflict avoidance scheme between mobility load balancing and mobility robustness optimization in self-organizing networks," *Wireless Networks*, vol. 24, pp. 271–281, 2018.
- [23] A. Banerjee, S. S. Mwanje, and G. Carle, "Game theoretic conflict resolution mechanism for cognitive autonomous networks," in *2020 International Symposium on Performance Evaluation of Computer and Telecommunication Systems (SPECTS)*, pp. 1–8, 2020.
- [24] A. Banerjee, S. S. Mwanje, and G. Carle, "Toward control and coordination in cognitive autonomous networks," *IEEE Transactions on Network and Service Management*, vol. 19, no. 1, pp. 49–60, 2021.
- [25] S. D. Colan, "The why and how of z scores," *Journal of the American Society of Echocardiography*, vol. 26, no. 1, pp. 38–40, 2013.
- [26] "Qacm repository." <https://github.com/dewanwadd1/QACM>. Last Updated: [Jan 15, 2024].

- [27] N. P. Tran, O. Delgado, B. Jaumard, and F. Bishay, "MI kpi prediction in 5g and b5g networks," in *2023 Joint European Conference on Networks and Communications & 6G Summit (EuCNC/6G Summit)*, pp. 502–507, IEEE, 2023.
- [28] A. Alhammedi, W. H. Hassan, A. A. El-Saleh, I. Shayea, H. Mohamad, and W. K. Saad, "Intelligent coordinated self-optimizing handover scheme for 4g/5g heterogeneous networks," *ICT Express*, vol. 9, no. 2, pp. 276–281, 2023.
- [29] D. Raca, D. Leahy, C. J. Sreenan, and J. J. Quinlan, "Beyond throughput, the next generation: a 5g dataset with channel and context metrics," in *Proceedings of the 11th ACM multimedia systems conference*, pp. 303–308, 2020.
- [30] J. Wu, R. Tan, and M. Wang, "Energy-efficient multipath tcp for quality-guaranteed video over heterogeneous wireless networks," *IEEE Transactions on Multimedia*, vol. 21, no. 6, pp. 1593–1608, 2018.
- [31] O. Shurdi, L. Ruci, A. Biberaj, and G. Mesi, "5g energy efficiency overview," *European Scientific Journal*, vol. 17, no. 3, pp. 315–27, 2021.



**Abdul Wadud** is a Ph.D. Researcher at the UCD School of Computer Science, Ireland, and a Research Associate at the Bangladesh Institute of Governance and Management (BIGM), Dhaka. He received an MSc degree in Computer Science from South Asian University (SAU), India, in July 2020. He was awarded the prestigious President Scholarship and the SAU Special Scholarship at SAU. He has published research articles in top-tier journals like *IEEE/ACM Transactions on Networking*, *IEEE Transactions on Network and Service Management*,

and *IEEE Journal on Selected Areas in Communications*. His research interests include open RAN, wireless mobile networks, optical networks, optimization, and AI/ML for communication. He is a graduate student member of IEEE.



**Fatemeh Golpayegani** is an Assistant Professor in the School of Computer Science at University College Dublin. She received her PhD in Computer Science from Trinity College Dublin, in June 2018. She worked as a postdoctoral researcher at Distributed Systems Group and Future Cities research group at Trinity College Dublin, before joining UCD in February 2019. Her current research focus is on developing AI-based algorithms to solve problems such as climate change and sustainability in applications such as smart energy grids and transportation

with a special focus on user preference modelling, goal identification and dependency modelling and conflict resolution through agent-based modelling and collaboration.



**Nima Afraz** is a tenured Assistant Professor in the School of Computer Science at University College Dublin. He earned his PhD in Computer Science from Trinity College Dublin, Ireland, in 2020. Nima is a funded investigator with the CONNECT Research Centre, where his research is focused on Open Radio Access Networks, blockchain applications in telecommunications, network economics, and network virtualization. He is a recipient of the Government of Ireland Postdoctoral Fellowship and has worked as a postdoctoral fellow addressing

challenges related to the adoption of blockchain technology in telecommunications. Nima is a coordinator of an EU MSCA Project RE-ROUTE and has made significant contributions to the Broadband Forum standard TR-402, and the ETSI GS PDL 022 specification. Additionally, he serves as the vice-chair of the Linux Foundation's Hyperledger Telecom Special Interest Group.