

Matter: IoT Interoperability for Smart Homes

Saeid Madadi-Barough, Pau Ruiz-Blanco, Jiadeng Lin, Rafael Vidal, Carles Gomez
Universitat Politècnica de Catalunya

Abstract—The smart home is a major Internet of Things (IoT) application domain with tremendous market expectations. However, communication solutions for smart home devices have exhibited a lack of interoperability, especially –but not only– at the highest layers of the protocol stack. This issue challenges the success of the smart home concept. In order to overcome this problem, crucial industry organizations, including Google, Apple, Amazon and the Connectivity Standards Alliance (formerly, the ZigBee Alliance) have collaborated to produce Matter, a connectivity solution intended to become a universal standard for the smart home. This paper overviews, evaluates and discusses Matter, focusing on its design, features, performance, and potential future directions.

I. INTRODUCTION

The smart home is a major application domain of the Internet of Things (IoT). In the smart home vision, home objects are equipped with connected, inexpensive machines that often include sensors and actuators. In this paradigm, information collected from the home is analyzed, leading to actions that enable efficient resource management and enhanced user comfort. The smart home market is expected to steadily increase in the next years, reaching USD 207 billion worldwide in 2026 [1].

The vast potential of the smart home concept has attracted the interest of the industry, academia and standards development organizations for decades [2]. A wide diversity of wireless (and wired) communication solutions have been designed for or used in the smart home. However, the heterogeneity of such solutions challenges the interoperability among devices belonging to different ecosystems, complicates product development, and threatens user adoption of smart home technology.

Many smart home protocol stacks share no common component. Interoperability between devices implementing two or more such protocol stacks is then only possible by means of a protocol translation element, often called a *hub*. On the other hand, almost two decades of standardization efforts by the IETF have produced IPv6 support over several IoT technologies [3]. Therefore, IPv6-based devices using different IoT technologies can at least interoperate at the network layer via an IPv6 router, and can also support end-to-end IP-based Internet connectivity. However, there is still a need for common functionality at the higher layers of the protocol stack. In fact, several different IoT application-layer protocols, along with different sets of considered data models,

message formats, and interaction methods, exist in the market. In consequence, there is a need for a common standard that can be supported by virtually all devices in the smart home space.

With the aim to produce a new connectivity standard intended to overcome smart home interoperability issues, a working group called Project Connected Home over IP (PCHIP) was formed in late 2019. PCHIP was led by partners including Google, Amazon, Apple, and the ZigBee Alliance. The latter recently rebranded as Connectivity Standards Alliance (CSA), now including the former PCHIP members, and announced that the main outcome of PCHIP would be a new smart home connectivity standard called Matter. This brand name intends to convey the universal aim of the standard, since *matter* is common to all physical objects. The initial version of the Matter specification was finally published in late 2022. As of the writing, the current Matter specification version is 1.2 [4].

Matter is an open, IPv6-based protocol stack that introduces new eponymous application-layer functionality over several underlying technologies, such as Wi-Fi, Thread or Ethernet. Matter is expected to significantly impact the smart home as a unifying standard for several billion devices.

While the currently scarce literature on Matter concerns rather its market adoption [5], in this article we focus on its design, features, and performance as a networking solution.

The remainder of this article provides the following main contributions: i) a tutorial-style Matter overview (Sections II and III), ii) the first ever performance evaluation of Matter (Section IV), and iii) a discussion of future directions (Section V). The final section (Section VI) concludes the article.

II. MATTER FUNDAMENTAL CONCEPTS

This section introduces core concepts used in Matter, including the term called fabric, the supported network topologies, and the related interconnection devices.

A device in a Matter network belongs to one or more fabrics. A fabric is a security domain that comprises a set of nodes that share a common root of trust. A node is added to a fabric by means of a process named commissioning. Data transmission from one source node to one or more destination nodes takes place within a fabric. Each fabric has an independent administrator. Individual nodes and groups of nodes on a fabric are assigned 64-bit identifiers called node ID and group ID, respectively.

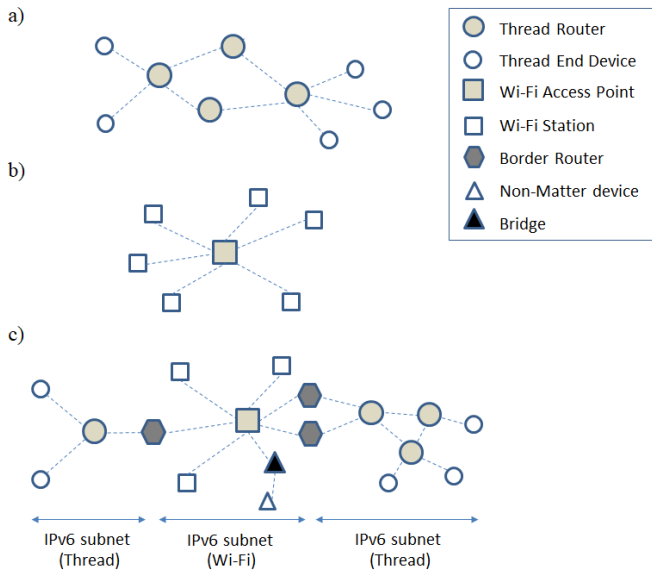


Fig. 1. Matter network topology examples: a) Thread single network topology, b) Wi-Fi single network topology, c) star network topology, with a central Wi-Fi network (including a bridged Non-Matter device), and two peripheral Thread networks.

A fabric may be supported by two types of network topologies: the single network topology, and the star network topology (Fig. 1). The former comprises a collection of nodes using the same technology, whereas in the latter there is one central hub network (usually, the main home network, based on Wi-Fi or Ethernet) connected to a number of peripheral networks of any supported kind (e.g., Thread, Wi-Fi or Ethernet). A peripheral network is connected to the central network via one or more Border Routers. Each central or peripheral network is a different IPv6 subnet, therefore a fabric may span several IPv6 subnets. Non-Matter devices can also participate in a fabric via a Bridge. A Matter network can either be connected to the Internet or isolated.

III. MATTER PROTOCOL STACK

The Matter protocol stack has been designed to enable interoperability for smart home devices that use different radio (or wired) technologies. As is typical in IoT environments, many of such devices are characterized by significant constraints in terms of processing and memory resources. Accordingly, Matter has been designed to be suitable for devices with 128 kB of RAM and 1 MB of Flash memory. Furthermore, while some smart home devices may be mains-powered, others rely on a limited energy source, such as a simple battery (e.g., a coin cell battery) or energy harvesting (e.g., a solar panel). Accordingly, Matter offers support for low energy operation.

Matter comprises four main layers (Fig. 2): the application layer, the transport layer, the network layer and the technology layer. The application layer represents the main novelty introduced by Matter, whereas underlying layer protocols have been selected to provide suitable end-to-end functionality, network-layer interoperability, and support for main smart

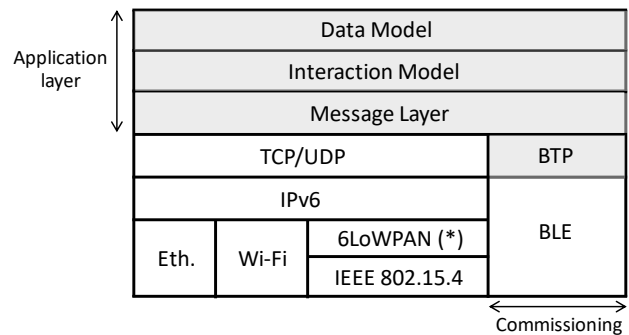


Fig. 2. Matter protocol stack. Shaded components are defined by the Matter specification. Thread is an IPv6-based solution that operates over an IEEE 802.15.4 network by means of 6LoWPAN. (*) The 6LoWPAN layer includes Thread routing.

home technologies. Note that Bluetooth Low Energy (BLE) is only used for commissioning. The next subsections present the protocols and functionality available at each layer, by following a top-down approach.

A. Application layer

At the application layer, the Matter specification defines a new protocol that aims at becoming the reference application-layer standard in smart home networking. This protocol comprises three main functionality sublayers, which are located below the actual application, namely: the Data Model, the Interaction Model, and the Message Layer (Fig. 2). These sublayers are overviewed next.

1) Data Model

The Data Model defines the data types, formats, qualities, and structures used or acted upon in Matter. The Data Model comprises data constructs called elements. An element is characterized by an identifier, a name, access features (e.g., read, write or invoke, and related privileges), and it may include qualities such as data type, associated responses or direction. Example elements include fabric, node, endpoint, cluster, command, event, or attribute.

A node is a physical or virtual object with a set of capabilities (e.g., a thermostat). A node comprises at least one entity called endpoint which provides a service (e.g., a thermostat's temperature sensor or a thermostat's threshold control).

A cluster defines a client and a server that communicate to achieve a purpose via interactions, along with the elements needed to support such interactions. The cluster server manages elements (e.g., attributes, events, and commands), whereas the cluster client initiates interactions intended to manipulate server elements.

An attribute is a data structure with standardized metadata that define qualities of such data and associated behaviors. An event corresponds to registered data on something that has occurred. A command is a data unit aimed at producing a behavior on its receiver, where the latter can either be a client or a server.

Currently, Matter clusters have been defined in the areas of

measurement and sensing, lighting, HVAC, closures, media, robots, and home appliances.

The Data Model design is based on the ZigBee Cluster Library (ZCL), which provides similar functionality in the ZigBee protocol stack. ZCL messages were devised to be compact, so that most of them fit a single 127-byte IEEE 802.15.4 frame (i.e., the usual maximum-sized link layer data unit in ZigBee). In consequence, Data Model messages inherit such size features, and are suitable over Thread (which is also based on IEEE 802.15.4, see subsection III-D.2).

2) Interaction Model

The Interaction Model specifies how two or more endpoints may communicate, by using predefined sequences of message exchanges organized hierarchically into so-called interactions, transactions, and actions.

An interaction comprises one or more transactions, whereas a transaction comprises one or more actions. An action is an elementary communication that may require the transmission of one or more messages from one origin endpoint to one or several destination endpoints.

There are four types of interactions, namely: Read, Write, Invoke, and Subscribe. The first three are composed of a single eponymous transaction, whereas the latter comprises two transactions (called Subscribe and Report). Read allows to obtain attribute or event data, Write aims to modify attribute data, Invoke solicits commands on one or more target nodes, and the Subscribe interaction allows a node to receive attribute or event data reports from a publisher at a rate negotiated by the two endpoints. There exist three types of actions: request, response or report. Each interaction involves at least a pair of consecutive actions which are semantically related (e.g., a request and its response).

The Interaction Model also defines the concept called path, which identifies a cluster attribute, event or command on a given target (the latter may correspond to a single endpoint or a group of endpoints). Paths are included in the messages that convey actions on corresponding elements.

Each action is usually encoded into one message, although an action handling long payloads such as lists can be carried by a set of chunked messages. Message format and encoding are a responsibility of the underlying Message Layer.

3) Message Layer

The Message Layer performs secure end-to-end transmission of actions in a Matter network. In order to provide this service, it defines data units called messages, which may either carry application data (i.e., actions) or control data. The Message Layer is located atop the transport layer.

At the Message Layer, an action is encoded by means of message header fields that identify the action and the transaction it belongs to, along with a payload field (when required).

All application data exchanged is secured by means of an underlying session that provides message encryption,

authentication, and integrity. The session is created prior to application data transmission, by means of unencrypted control messages exchanged with the goal of establishing a shared key between the involved endpoints. A given session may be used to multiplex several concurrent transactions. Each message is prepended with header fields that identify the corresponding session and details on the security services used. In addition, a 16-byte Message Integrity Check (MIC) field is appended to each message. The Advanced Encryption Standard (AES) block cipher in Counter with Cipher block chaining Message authentication code (CCM) Mode (AES-CCM), with a key length of 16 bytes, is used to generate the MIC and to encrypt it along with the message payload. The 16-byte MIC length is more in line with the MIC length generally used on the Internet (e.g., with TLS or DTLS) than for constrained devices, where an 8-byte MIC is currently state-of-the-art [6]. This choice provides stronger security, at the expense of increasing transmission and processing overhead.

The Message Layer also offers the Message Reliability Protocol (MRP), which provides a simple, optional, and per-message end-to-end reliability mechanism that may be used by a sender when UDP is chosen as the transport-layer protocol (see the next subsection). In such case, when a sender needs to transmit a message reliably, it activates a flag of the message header and triggers an Automatic Repeat reQuest (ARQ) mechanism with positive Acknowledgments (ACKs) and exponential backoff. Duplicate messages (produced by either MRP or lower layer retries) are ignored by a receiver.

There are two types of MRP ACKs: standalone ACKs and piggybacked ACKs. The latter leverage the transmission of a data message to also carry the ACK with the same message. With the aim to exploit opportunities for piggybacking ACKs, a receiver will defer ACK transmission.

B. Transport layer

As part of Matter's overarching goal of interoperability, the classic transport-layer protocols of the TCP/IP stack, TCP and UDP, can be used to carry Matter application-layer messages. The Matter specification also offers the Bluetooth Transport Protocol (BTP), a reliable transport-layer protocol which is only used for commissioning over BLE (Fig. 2).

TCP has often been deemed inadequate for IoT scenarios. The main claims in this regard include its potential complexity, protocol overhead, and underperformance in wireless environments. Therefore, early IP-based protocol stacks for IoT resorted to using UDP at the transport layer, along with optional and simple (e.g., stop-and-wait) end-to-end reliability at the application layer. One such example is the original design of the Constrained Application Protocol (CoAP) [7]. Matter supports a similar approach, offering the use of MRP over UDP.

However, TCP is needed in some IoT environments, such as networks including Network Address Translation (NAT) middleboxes, many of which are unfriendly to UDP. Furthermore, it has been shown that many of the claims against TCP in an IoT context are not valid or fair [8]. Among others,

it is possible to produce a lightweight TCP implementation by excluding optional functionality when it is not needed. For example, constrained devices that can only store one packet in a buffer do not need to support large windows of TCP segments and their sophisticated control mechanisms.

With the aim to offer adaptability to the particular requirements of a given scenario, Matter supports both transport-layer protocols, TCP and UDP.

C. Network layer

At the network layer, and as its cornerstone for interoperability, Matter uses the Internet Protocol (IP). IP was designed to allow the interconnection of computer networks using different underlying technologies by means of routers. Since IP is nowadays mainstream, as it is needed for Internet connectivity, exploiting its original design goal to also enable the interconnection of smart home devices (which may use a variety of underlying IoT technologies) is especially appropriate.

Furthermore, IP-based devices naturally support the Internet end-to-end principle. This feature allows to reuse the vast panoply of existing security and management tools for IP networks, and it avoids the complexity of using a hub, which cannot always translate well the functionality supported by one protocol stack into another. In addition, use of IP favors application scalability across IoT technologies, since an application interfaces with well known IP (and upper layer) protocols, and it can therefore be used regardless of the underlying IoT technology.

Matter requires use of IP version 6 (IPv6). In fact, due to the success of the Internet, available IPv4 addresses are currently almost exhausted. In contrast, IPv6 defines 128-bit addresses, offering a virtually unlimited address space, which also meets well the need to deploy billions of IoT devices, and it also provides tools for unattended network operation.

D. Technology layer

In its initial version, in order to ensure proper provisioning functionality and manageable certification workload, Matter limits its supported lower-layer technologies to Ethernet, Wi-Fi and Thread. In this subsection, we focus on the last two, since they are relevant technologies from an IoT perspective, whereas Ethernet is rather intended for network infrastructure.

1) Wi-Fi

Wi-Fi is the well known brand name for certified devices that implement the IEEE 802.11 standard for Wireless Local Area Network (WLAN) operation. This standard defines physical-layer and link-layer functionality, generally focusing on bandwidth and latency as main target performance parameters. (Note that IEEE 802.11ah is an exception, as it was designed to offer a long link range to simple devices such as smart meters [9].) Supported frequency bands are mainly 2.4 GHz and 5 GHz, and bit rates range from 1 Mbps up to tens of Gbps. Medium access is based on Carrier Sense Multiple Access/Collision Avoidance (CSMA/CA), and ARQ

is used for link-layer reliability.

Wi-Fi was not originally designed for IoT scenarios. In consequence, it is generally not as optimized as other IoT technologies in terms of energy performance. However, many Wi-Fi smart home devices are mains-powered, therefore they have a virtually unlimited energy supply. Furthermore, Wi-Fi widespread use as wireless connectivity solution for Internet access in many environments (including homes) is being exploited in numerous commercial smart home devices.

Another potential problem of Wi-Fi is that it is typically deployed as a star network topology, where devices are connected to a Wi-Fi router that offers Internet access. In some cases, coverage may be insufficient for the whole home space. With the aim to mitigate this problem, Wi-Fi range extenders or mesh solutions are gaining market presence. In contrast, IoT technologies used in the smart home domain natively support the mesh topology [2].

2) Thread

Thread is an IPv6-based solution designed for the smart home domain that operates over an IEEE 802.15.4 mesh network topology [10].

IEEE 802.15.4 was the first open physical- and link-layer radio standard designed specifically to enable monitoring and control applications for simple devices with significant energy constraints and relaxed bandwidth requirements (e.g., sensors and actuators). Since IEEE 802.15.4 was originally intended for short-range communication, it has been developed as a Low-Rate Wireless Personal Area Network (LR-WPAN) technology. IEEE 802.15.4 supports the star and the mesh network topologies.

IEEE 802.15.4 has become an IoT cornerstone, as it provides the lower layers for several prominent IoT protocol stacks, such as ZigBee, ISA 100.11a, 6TiSCH, Wi-SUN, and Thread.

IEEE 802.15.4 supports operation in several frequency bands. Thread uses the IEEE 802.15.4 2.4 GHz band, which offers a physical layer bit rate of 250 kbit/s. For medium access control, IEEE 802.15.4 offers unslotted and slotted CSMA/CA and Time Division Multiple Access (TDMA) alternatives. However, Thread uses a simple unslotted CSMA/CA mechanism, which avoids the need for synchronization. IEEE 802.15.4 provides optional, per-frame ARQ. However, data frames are always sent reliably in Thread, aiming to mitigate potential radio issues (e.g., multipath fading or interference) in a smart home [2].

In order to support IPv6 over IEEE 802.15.4, Thread exploits the adaptation layer standardized by the IETF called IPv6 over Low power Wireless Personal Area Networks (6LoWPAN) [11]. This layer, which is placed between IPv6 and IEEE 802.15.4, provides crucial functionality such as packet fragmentation/reassembly and header compression. The former is needed to comply with the IPv6 Maximum Transmission Unit (MTU) requirement, by which the layer below IPv6 must be able to handle packets of at least 1280 bytes, whereas basic IEEE 802.15.4 defines a maximum

frame size of only 127 bytes. Header compression allows to efficiently encode IPv6 and UDP headers in order to achieve significant energy savings.

In order to enable multihop networking over IEEE 802.15.4 links, 6LoWPAN defines two approaches: mesh-under and route-over, by which routing is performed below IPv6 or at the IPv6 layer, respectively. The IETF has standardized a route-over protocol for constrained-node networks called IPv6 Routing Protocol over Low power and Lossy Networks (RPL) [12]. However, Thread defines its own mesh-under routing solution, based on a distance vector protocol similar to the Routing Information Protocol (RIP) [10]. RPL was designed following a generic approach, with the aim to support networks of up to thousands of nodes, including energy-constrained routers. Instead, Thread exploits the smaller scale and the power supply conditions of a home environment to offer a simple, full mesh network of up to 32 mains-powered routers. Thread relieves low-power end devices from energy-consuming routing operations. Such devices sleep by default and periodically poll an always-on neighbor (e.g., a router) for possible incoming data. The latter stores data packets intended for the former during sleep intervals. This mechanism is adopted by Matter as its main energy-saving technique.

IV. EVALUATION

This section provides a performance evaluation of Matter when using Thread and Wi-Fi (i.e., its currently supported IoT technologies) as lower layers, hereafter referred to as Matter over Thread, and Matter over Wi-Fi, respectively. The evaluation is performed in terms of encapsulation overhead, latency and energy consumption.

For Matter over Thread, experimental results have been obtained by using Matter lighting application software on a Nordic nRF52840 DK device as endpoint, and a Nordic nRF5340 DK as router, in a home environment. For Matter over Wi-Fi, experiments have been performed by using lighting application software on Espressif ESP32-C3-DevKitC-02 devices.

A. Encapsulation overhead

Fig. 3 illustrates the encapsulation overhead of each layer for Matter over Thread and over Wi-Fi, as measured experimentally.

In a single-hop scenario, a Matter over Thread data unit comprises a 17-byte IEEE 802.15.4 header plus footer, a 19-byte 6LoWPAN-compressed IPv6 header, a 7-byte 6LoWPAN-compressed UDP header, an 18-byte Message Layer header, and the 16-byte Message Layer MIC. In a multihop scenario, it also includes a 6-byte mesh-under header.

For Matter over Thread, the measured IEEE 802.15.4 overhead is the minimum possible by means of technology configuration. However, there is room for optimization regarding 6LoWPAN header compression (Fig. 3), which can be achieved by leveraging three techniques: a) full source and destination IPv6 address compression (which is possible when using 6LoWPAN context-based compression, only for

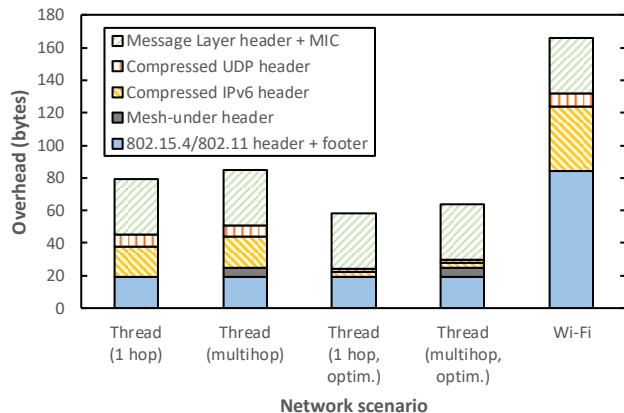


Fig. 3. Encapsulation overhead of each layer for Matter over Thread and over Wi-Fi. For the sake of comparison, the Message Layer payload size is 25 bytes, 33 bytes or 0 bytes, for the messages used to turn on a lightbulb, a response from the lightbulb or a standalone MRP ACK, respectively.

16 different combinations of source and destination IPv6 addresses), b) using 6LoWPAN UDP ports (which allows reducing the 4-byte joint source and destination ports to a 1-byte format), and c) eliding the 2-byte UDP checksum (which is possible since the upper layer, i.e., Matter’s Message Layer, provides also an integrity check via its MIC).

In Matter over Wi-Fi, the overhead from the physical, link and network layers is significantly greater than that of Thread (Fig. 3). In addition to the greater IEEE 802.11 physical- and link-layer header size, note that header compression has not been defined for IPv6 or UDP over Wi-Fi, since many Wi-Fi devices are mains-powered.

B. Latency performance

We next evaluate the Round Trip Time (RTT) associated to the transmission of a Matter action that elicits another Matter application-layer message in response (Fig. 4).

The RTT results are obtained over both Thread and Wi-Fi. For the former, a number of end-to-end hops from 1 to 4 has been considered (note that 4 is a typical maximum number of hops for smart home environments [2]).

Both experimental and theoretical results are provided. For the latter, we assume ideal transmission conditions and negligible processing delay.

As shown in Fig. 4, experimental RTT results are significantly greater than the theoretically expected ones. The difference between the former and the latter is mainly due to the time since the destination endpoint receives a packet until it starts transmitting the associated Matter message in response. An optimized implementation of Matter over Thread and over Wi-Fi might offer lower RTT values. Nevertheless, the experimental ones obtained correspond to a one-way delay by which a destination device still appears to be responsive [13].

C. Energy performance

We next evaluate the impact of Matter features and parameters, such as message size and sleep interval duration, on the lifetime of a battery-operated Thread device that

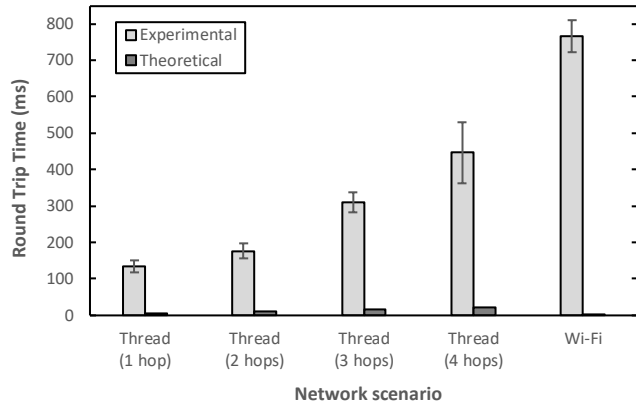


Fig. 4. RTT for Matter over Thread and over Wi-Fi. Average and standard deviation values are plotted for experimental results.

periodically transmits a report (Fig. 5). The estimated lifetime is based on measurements performed on the nRF52840 DK development kit running Thread. A battery capacity of 230 mAh (typical for a CR2032 button-cell battery) is assumed.

As shown in Fig. 5, for low sleep interval duration (e.g., its default value of 0.3 ms), polling dominates energy consumption. Device lifetime increases with sleep interval and with the report period. However, there exists a trade-off between energy performance and responsiveness of the sleepy device that depends on the sleep interval duration. Device lifetime approaches 10 years for a sleep interval greater than 5 minutes (note: the maximum sleep interval allowed in Matter is 1 hour).

For Matter messages that do not incur fragmentation, message size is only relevant to energy performance for low report period values.

V. FUTURE DIRECTIONS

This section discusses the following future directions for Matter: a) reducing Message Layer header overhead, b) supporting additional technologies, and c) expanding beyond the smart home domain.

A. Reducing Message Layer header overhead

The message format used in Matter at the Message Layer incurs a header overhead that could be reduced, thus saving energy and bandwidth. One approach to achieve so might be applying the header compression component of the Static Context Header Compression and fragmentation (SCHC) adaptation layer [14] to Message Layer headers. SCHC exploits context, which is shared by the compressor and the decompressor, based on a priori knowledge of header field values of the packets that will be transmitted. By using SCHC, it is possible to reduce the Message Layer header, of 14 to 18 bytes, down to a compressed header size of only 2 bytes. Similar gains can be achieved by using SCHC to compress also the path of an action (which is carried in the Message Layer payload field).

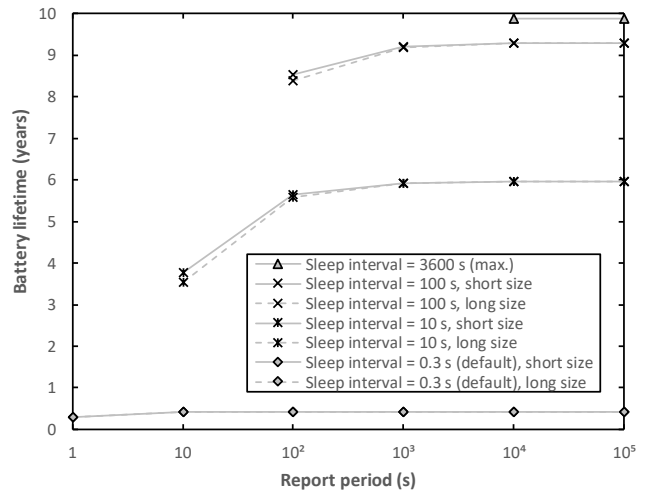


Fig. 5. Impact of Matter on the maximum battery lifetime of the considered Thread device, for different parameter settings, and for the shortest and the longest non-fragmented Matter message size.

B. Additional technologies

Thanks to its IPv6-centric design, it is expected that future Matter specification revisions will incorporate additional lower layer technologies.

The current support of BLE in Matter, although for commissioning only, positions BLE as a prominent candidate for general use in Matter. The widespread presence of BLE in smartphones would allow the latter to be used as user device for interacting with the Matter network. Furthermore, BLE multihop extensions are suitable to address coverage and reliability issues in a smart home.

LoRaWAN is another promising future candidate low-power technology for Matter. The main reasons include LoRaWAN popularity and existing coverage, which is being enhanced by its inclusion as a component of Amazon Sidewalk, and its recently standardized support of IPv6 [15]. However, some of the LoRaWAN physical layer bit rates (e.g., those below 1 kbit/s) are unsuitable for applications where real-time interaction is expected by a human.

C. Expanding beyond the smart home domain

If Matter becomes a massively adopted smart home communication solution, a natural next step for it would be expanding to other application domains. New clusters would need to be defined for the new domains. However, since Matter's Data Model is based on the ZCL, and a wide variety of ZigBee application profiles exist, such expansion would require a relatively limited effort. Furthermore, existing clusters may be partially reused for other domains. Examples of the latter include building automation, smart health, smart lighting, and smart energy management.

VI. CONCLUSIONS

Thanks to its IPv6-centric approach and its new application-layer protocol, both designed by major industry organizations, Matter is expected to become a universal communication solution for smart homes. Furthermore, Matter has the

potential to achieve greater performance, extend its set of supported lower layer technologies, and expand its applicability beyond the smart home domain.

ACKNOWLEDGMENT

This work was supported in part by the Spanish Government through grant PID2019-106808RAI00 funded by MCIN/AEI/10.13039/501100011033, and by Secretaria d'Universitats i Recerca del departament d'Empresa i Coneixement de la Generalitat de Catalunya through grant 2021 SGR 00330.

REFERENCES

- [1] R. Ohlan, and A. Ohlan, "A comprehensive bibliometric analysis and visualization of smart home research", *Technological Forecasting & Social Change*, Vol. 184, Nov. 2022, 121975.
- [2] C. Gomez, and J. Paradells, "Wireless Home Automation Networks: a Survey of Architectures and Technologies", *IEEE Communications Magazine*, Vol. 48, No. 6, Jun. 2010, pp. 92-101.
- [3] C. Gomez, J. Paradells, C. Bormann, J. Crowcroft, "From 6LoWPAN to 6Lo: Expanding the universe of IPv6-supported technologies for the Internet of Things", *IEEE Communications Magazine*, Vol. 55, No. 12, Dec. 2017, pp. 148-155.
- [4] "Matter Specification Version 1.2", Connectivity Standards Alliance, Oct. 2023. <https://csa-iot.org/wp-content/uploads/2023/10/Matter-1.2-Core-Specification.pdf> (Accessed on Apr. 4, 2024.)
- [5] D. Belli, P. Barsocchi, F. Palumbo, "Connectivity Standards Alliance Matter: State of the art and opportunities", *Internet of Things*, Vol. 25, Apr. 2024, 101005.
- [6] M. Gunnarsson et al., "Evaluating the performance of the OSCORE security protocol in constrained IoT environments", *Internet of Things*, Vol. 13, Mar. 2021, 100333.
- [7] C. Bormann et al., "CoAP: an Application Protocol for Billions of Tiny Internet Nodes", *IEEE Internet Computing*, Vol. 16, No. 2, Mar./Apr. 2012, pp. 62-67.
- [8] C. Gomez, A. Arcia-Moret, J. Crowcroft, "TCP in the Internet of Things: from Ostracism to Prominence", *IEEE Internet Computing*, Vol. 22, No. 1, Jan./Feb. 2018, pp. 29-41.
- [9] T. Adame et al. "IEEE 802.11 AH: the WiFi approach for M2M communications", *IEEE Wireless Communications*, Vol. 21, No. 6, Dec. 2014, pp. 144-152.
- [10] H.S. Kim et al., "Thread/OpenThread: a Compromise in Low-Power Wireless Multihop Network Architecture for the Internet of Things", *IEEE Comm. Mag.*, Vol. 57, No. 7, Jul. 2019, pp. 55-61.
- [11] Z. Shelby, C. Bormann, "6LoWPAN: The Wireless Embedded Internet", John Wiley & Sons, 2009.
- [12] H.S. Kim, J. Ko, D.E. Culler, J. Paek, "Challenging the IPv6 routing protocol for low-power and lossy networks (RPL): A survey", *IEEE Communications Surveys & Tutorials*, Vol. 19, No. 4, 2017, pp. 2502-2525.
- [13] A. Brandt et al., "Home Automation Routing Requirements in Low-Power and Lossy Networks, RFC 5826, Apr. 2010. <https://tools.ietf.org/html/rfc5826> (Accessed on Apr. 29, 2024.)
- [14] A. Minaburo et al., "SCHC: Generic Framework for Static Context Header Compression and Fragmentation", RFC 8724, Apr. 2020. <https://www.rfc-editor.org/rfc/rfc8724> (Accessed on Apr. 29, 2024.)
- [15] O. Gimenez, I. Petrov, "Static Context Header Compression and Fragmentation (SCHC) over LoRaWAN", RFC 9011, Apr. 2021. <https://www.rfc-editor.org/rfc/rfc9011.html> (Accessed on Apr. 29, 2024.)

BIOGRAPHIES

Saeid Madadi Barough is a PhD student at Universitat Politècnica de Catalunya (UPC). He has held several academic and industry positions. His research interests focus on the IoT.

Pau Ruiz-Blanco obtained his BSc in Network Engineering from UPC. He has held several industry positions. His current interests focus on the IoT and software development.

Jiadeng Lin obtained his BSc in Telecommunication Systems Engineering from UPC. He has held several industry positions. His current interests focus on the IoT and network operation.

Rafael Vidal is an Associate Professor at UPC. He has worked in several projects, and is a co-author of numerous papers. His research interests include wireless networks and the IoT.

Carles Gomez is a Full Professor at UPC. He is a co-author of numerous papers and IETF RFCs. He is an IETF 6Lo working group chair. His research interests focus on the IoT and deep space communication.