

PLAYER*: Enhancing LLM-based Multi-Agent Communication and Interaction in Murder Mystery Games

Qinglin Zhu^{1*}, Runcong Zhao^{1*}, Jinhua Du², Lin Gui¹, Yulan He^{1,3}

¹King’s College London, ²Huawei London Research Centre, ³The Alan Turing Institute
 {qinglin.1.zhu, runcong.zhao}@kcl.ac.uk {jinhua.du}@huawei.com
 {lin.1.gui, yulan.he}@kcl.ac.uk

Abstract

We propose PLAYER*, a novel framework that addresses the limitations of existing agent-based approaches built on Large Language Models (LLMs) in handling complex questions and understanding interpersonal relationships in dynamic environments. PLAYER* enhances path planning in Murder Mystery Games (MMGs) using an anytime sampling-based planner and a questioning-driven search framework. By equipping agents with a set of sensors, PLAYER* eliminates the need for pre-defined questions and enables agents to navigate complex social interactions. We additionally make a contribution by introducing a quantifiable evaluation method using multiple-choice questions and present WellPlay, a dataset containing 1,482 question-answer pairs. Experimental results demonstrate PLAYER*’s superiority over existing multi-agent methods, enhancing the generalisability and adaptability of agents in MMGs and paving the way for more effective multi-agent interactions.

1 Introduction

Recent advancements in LLMs capable of generating human-like responses have boosted the development of LLM-based agents (Soni et al., 2023; Cherakara et al., 2023). Building on this progress, a series of studies focusing on multi-agent communications have showcased the emergence of social interactions, including cooperation (Li et al., 2024a; FAIR et al., 2022), trust (Xu et al., 2023), deception (Wang et al., 2023), and the spread of information (Park et al., 2023). Despite these advances, building agents that intentionally interact with humans in dynamic environments remains challenging due to several limitations. First, current state-of-the-art approaches struggle with complex questions that lack straightforward answers and have difficulty in understanding interpersonal relationships. As a result, in addition to the game rules, agents often

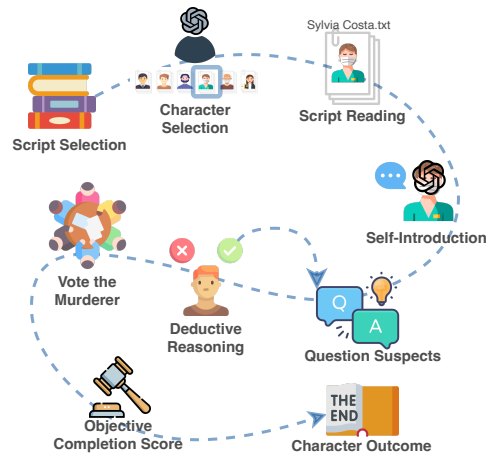


Figure 1: The murder mystery game unfolds as players take on roles, question suspects based on their character’s objectives, and use deduction to identify the killer, while achieving their ideal role-specific ending. The complete game rules can be found in the appendix A.

require additional human-written guides tailored to specific scenarios, relying on human context understanding (Xu et al., 2023; Wang et al., 2023). This limitation highlights the need for **significant manual efforts** and reduces the **generalisability** of these approaches across different domains and situations. Second, applying traditional Multi-Agent Reinforcement Learning (MARL) methods in such scenarios is challenging because of the **difficulties in defining** state spaces, action spaces, and rewards. The reward associated with the final decision (e.g., identifying the murderer) often represents the only clear certainty (win or lose) (FAIR et al., 2022; Shi et al., 2024). Third, current evaluation methods are **difficult to quantify**. These methods rely heavily on manual evaluation to gain a deep understanding, but they are considerably influenced by subjectivity (Xu et al., 2023; Wang et al., 2023).

To address the limitation of **lacking generalis-**

*Equal contribution.

ability, we propose a novel framework that efficiently optimises *path planning* in Murder Mystery Games (MMGs), a strategic game involving both cooperation and competition among 4-12 players through natural language negotiation and tactical coordination (as illustrated in Figure 1). Our approach eliminates the need for pre-defined questions or instructions, allowing agents to play various scripts without extra human-written guides, just like human players. This framework enables agents to navigate complex social interactions and make decisions by considering the types of sensors they need. In the case of MMGs, this involves a set of sensors that detect emotions between players, motivations, and opportunities for actions like murder.

To address the **difficulty in defining state spaces and rewards**, we designed an *anytime sampling-based planner* instead of using MARL. Unlike informed graph-based search methods, such as A* (Dechter and Pearl, 1985), our planner, inspired by algorithms like RRT* (Karaman and Frazzoli, 2011) and BIT* (Gammell et al., 2020), samples possible states with detective sensors in real-time. The tree-style search path is constructed and pruned dynamically until the target is reached. For MMGs, we combine sensors with a pruner that focuses on extracting highly suspicious murders to construct a purely questioning-driven search framework. PLAYER* is guided by sensors to efficiently generate high-quality questions to uncover more clues, and uses a pruner to more precisely identify the killer.

To address **the evaluation problem**, we propose more quantifiable and reproducible evaluation criteria by devising a series of *multiple-choice questions*. This approach encompasses three types of questions: (1) *Objective questions* about the shared and individual objectives of each character in the game, (2) *Reasoning questions* probing the reasoning behind the given responses, and (3) *Relations questions* that are automatically generated from an existing dataset focusing on character relationships (Zhao et al., 2024c). In summary, we have made the following contributions:

(1) We propose PLAYER*, a framework that enhances the generalisability and adaptability of agents by efficiently optimising path planning in MMGs. (2) We designed an anytime sampling-based planner to dynamically construct and prune the search path, enhancing performance and efficiency. (3) We introduce a quantifiable evaluation method using multiple-choice questions focus-

ing on character objectives, reasoning, and facts, thereby reducing the subjectivity in current evaluation practices. We also constructed and annotated a corresponding dataset, WellPlay, which includes 1,482 QA pairs.¹

2 PLAYER*

In this section, we describe the MMG settings and provide an overview of how PLAYER* works.

2.1 Problem Setting

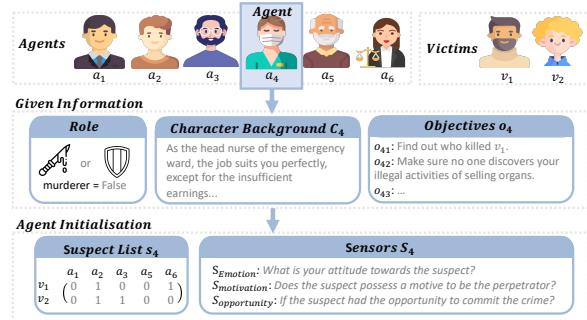


Figure 2: Problem Setting.

In response to the complexities of social interactions in settings such as MMGs, we have developed an innovative interactive framework tailored for such scenarios. As illustrated in Figure 2, this framework entails the creation of a set of agents $\mathcal{A} = \{a_i\}_{i=1}^{N_a}$ for a game with N_a playable characters and a set of victims $\mathcal{V} = \{v_i\}_{i=1}^{N_v}$. Each agent a_i is assigned to a character and initialised with its role background script C_i , suspicious state $s_i = [s_{ik}]_{k=1}^{N_v}$, and objectives $o_i = \{o_{ij}\}_{j=1}^{N_i}$. The script C_i is crafted from the unique viewpoint of that character, framing all relationships and events within the story from a_i 's perspective. The suspicious state s_{ik} is represented as an $(N_a - 1)$ -dimensional vector that encodes agent a_i 's beliefs about other players' suspicions regarding the murder of victim v_k . The vector entries can be either discrete ($\in \{0, 1\}$) or continuous values ($\in [0, 1]$), reflecting the strength of the suspicions. Unlike traditional planning tasks in which the state space can be accessed directly, s_i in our scenario is generated from a language model. We define the possible questions as an action space, allowing the derivation of suspicious states through an LLM-based search. For an illustrative example, refer to Appendix A.3.

¹Our code and dataset are available at <https://github.com/alickzhu/PLAYER>

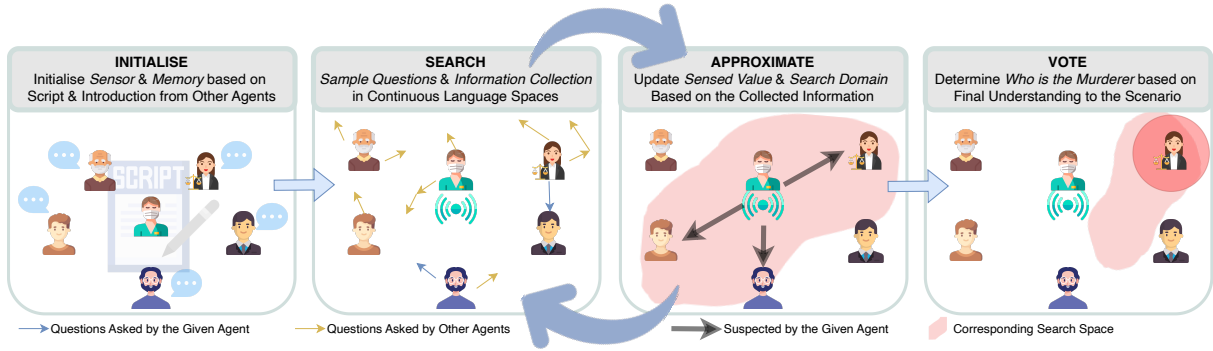


Figure 3: PLAYER* begins with an introduction round, where each agent provides a brief self-introduction. Following this, agents initialise scenario understanding and begin to search for further information by questioning other agents. We use arrows to identify their questioning actions, with blue arrows representing questions asked by the agent itself and yellow arrows representing questions asked by other agents, which are also remembered by the given agent. Based on the responses they receive, agents update their suspicion state, identified by the black arrow (which decides who to ask), and the corresponding action space, identified by the pink area (which decides what questions to ask). The iterative process of inquiry and refinement continues until the final turn, when agents make decisions aligned with their objectives.

As shown in Figure 3, each agent is provided with character-specific information, enabling them to interact with others based on their scripts and historical interactions within the game. Subsequently, agents engage in simulated discussions by asking questions and expressing opinions. To ensure fairness, each agent is limited to asking m questions per round over n rounds. After the discussion, agents must collectively decide and vote on the suspected killer.

2.2 Construction of Agents

To enable agents to think and act like human players, we equip them with the following components: (1) **Game Rules**. The essential information for both human and AI players. (2) **Chain-of-Thought**. Facilitating a sequential reasoning process to aid in problem-solving. (3) **Sensors**. In sociology, interpersonal relationships are often conceptualised within a multidimensional space encompassing factors like time, distance, and various other elements (Latané, 1981; Zhao et al., 2021; Trope and Liberman, 2010). Drawing inspiration from this concept, we propose employing a set of sensors associated with each task. For example, in a murder mystery game, these factors could include emotion, motivation, and suspicion. (4) **Memory Retrieval**. To address the constraints of LLMs’ finite context window and the performance degradation associated with an increasing number of input tokens (Liu et al., 2023a), we implement this module to store and retrieve narrative scripts and dialog logs generated during gameplay.

Specifically, we store the embeddings of all generated dialog logs and each agent’s script in a vector database dedicated to each agent. When an agent encounters a new event requiring action, we use the Faiss library (Douze et al., 2024) to retrieve relevant memories. This process enables the construction of prompts tailored to the predetermined maximum script length and dialog history length. It ensures consistent and coherent interactions among agents while assisting in their strategic planning throughout the game. (5) **Self-Reflection**. Preserving historical experience by reflecting on the current situation to provide a more detailed, accurate, and profound answer.

2.3 PLAYER* Planning Strategy

To navigate an unknown continuous space defined by natural language, which encompasses the dynamics of relationships, perceptions towards the agent, and hidden secrets, PLAYER* approximates the search domain through sampling, and plans the shortest path to the agent’s objective by prioritising searches based on the quality of potential solutions. As illustrated in Figure 4, this framework is fundamentally composed of two key components:

Questioning Strategy in Searching based on Sensors Given the intricate social complexities inherent to MMGs, our proposed framework provides a robust solution through action generation with sensor components. Unlike prior approaches that required predefined prompts and a multitude of pre-set inquiries (Xu et al., 2023), we generate actions directed towards the targets based on

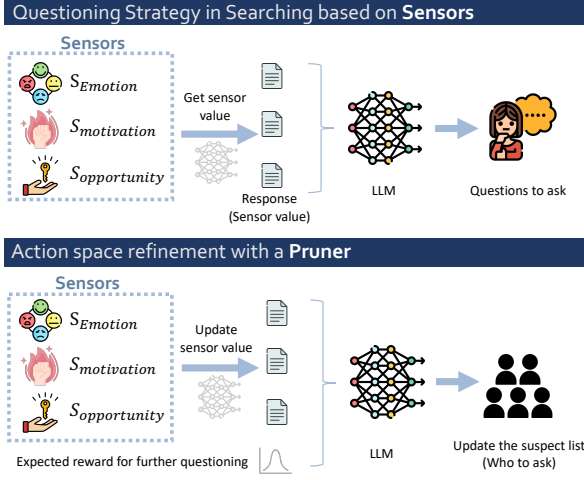


Figure 4: **Search and Approximate.** PLAYER* generates questions based on sensor-detected values and identifies the killer more precisely with a pruner. This dynamic question generation allows agents to adjust to the specific circumstances of each game session, ensuring a more focused and effective investigation.

the values detected by those sensors. The task-specific sensors can vary across different tasks, and the only requisite input is a list of sensors. For MMGs, we have designated the input sensors S to be $[S_{Emotion}, S_{Motivation}, S_{Opportunity}]$: **Emotion:** This sensor assesses an agent’s disposition towards another character, reflecting one’s willingness to assist the given individual or their intent to uncover as many of their issues as possible. **Motivation:** This sensor evaluates from one’s perspective whether an individual possesses a motive to be the perpetrator. **Opportunity Assessment:** This sensor objectively determines whether a character had the opportunity to commit the crime.

The sensor values are obtained based on the related information retrieved from the script and dialog, represented by the function $f_{sensor} : (C'_i, D_i) \rightarrow S$, where $C'_i \subseteq C_i$ represents the related scripts and D_i denotes the associated dialogue history. Then, for agent a_i to be questioned, PLAYER* uses LLMs to sample the question q from the action space given the values of sensors S_i and related information (C'_i, D_i) , represented by the function $f_Q : (C'_i, D_i, S_i) \rightarrow q$.

Action Space Refinement with a Pruner Following the search step, agents received the response from the questioned agent, as well as conversational exchanges among other agents. Each agent first updates its understanding of interpersonal relationships, thereby adjusting sensor values S . Subsequently, it also updated $P_{informative}$ based on the

revised information and changes in sensor values. Since the number of inquiries an agent can pose is limited, each question incurs a cost, representing a missed opportunity for exploration. The reward for questioning is the information that can be obtained from the anticipated response. As the number of inquiries directed at an agent increases, the assumed exploration within the world space relevant to that agent also rises. Consequently, the expected reward associated with questioning the same agent diminishes proportionally to the number of inquiries already made. Therefore, it becomes essential to evaluate the probability of obtaining valuable information by persisting in questioning a character who has already been asked many questions, even if they appear highly suspicious. We estimate this probability $P_{informative}(D_i, |Q_i|)$ using the previous dialog D_i concerning the agent to be questioned, and the number of inquiries already posed $|Q_i|$.

In human gameplay, after an initial round of discussion, players often formulate judgments regarding the scenario and direct their focus towards a subset of highly suspicious individuals. This strategic refinement process is critical for conserving cognitive resources and enhancing the efficacy of inferential reasoning. Emulating the cognitive pattern of human beings, we refine the search space $f_{approximate} : (\mathcal{A}, S_i, P_{informative}) \rightarrow s_i$: guided by sensors, the agent selects the most suspicious targets (See Lower Part of Figure 4).

We did not impose a hard restriction on the refinement process and allow for flexible adjustment of the suspicious state. For instance, the number of suspects could increase, or an agent might shift suspicion to someone previously overlooked. This is because new information might entirely overturn conclusions drawn in prior rounds, and we did not want to limit that possibility. Then we update the action space based on the suspicious state. This approach prevents premature convergence on a suspect and ensures a comprehensive evaluation of all potential leads. By adopting this protocol, agents systematically converge on the most plausible suspects, thereby expediting the resolution of the mystery and heightening the likelihood of identifying the perpetrator within the designated number of discussion rounds.

Algorithm 1 outlines a detailed procedure of the game process. While initially designed for MMGs, the framework’s adaptable nature allows it to be readily applied to various games by adjusting the game rules and task-specific sensors, thereby enhancing the gaming experience and offering a struc-

Algorithm 1: Anytime Sampling-based Planning in Multi-agent Interaction

Input: Agents $\mathcal{A} = \{a_i\}_{i=1}^{N_a}$, Victims $\mathcal{V} = \{v_i\}_{i=1}^{N_v}$, Suspicious States s , Max Round n
Output: Evaluation of Results

```
1 current_round = 0
2 while current_round < n do
  // Action Generation
3   for i = 1 to Na do
4     for k = 1 to Nv do
5       suspect_listik =
6         Suspect_Generation(sik)
7       for aj in suspect_listik do
8         question =
9           Action_Generation(ai, aj, vi)
10          answer = Reply(ai)
11
12      // Update the suspect list
13     for i = 1 to Na do
14       for k = 1 to Nv do
15         sik =
16           Update_Suspicious_State(ai, aj, vi)
17
18     current_round += 1
19
20 // Evaluation
21 for i = 1 to Na do
22   Result = Evaluate(ai)
```

tured way for agents to handle complex social dynamics efficiently.

3 The WellPlay Dataset

WellPlay Dataset We built an evaluation dataset, called **WellPlay**, from the existing Conan dataset (Zhao et al., 2024c), derived from background narratives created for MMGs. Conan labels relationships from each character’s perspective, along with ground truth relationships, consolidating all available information. To establish a quantifiable evaluation method, we employ multiple-choice questions focusing on *factual information* to reduce controversial answers. Besides existing labels of interpersonal relationships that gauge agents’ understanding of the situation, we also recruited four annotators to label character objectives and reasoning. The dataset encompasses 12 MMGs, comprising a total of 1,482 evaluation questions. On average, each game features 5.67 agents and 1.75 victims as detailed in Table 1. Our evaluation questions are grounded in characters’ objectives in the game and are crafted with input from human players, focusing on the following question types:

(1) *Objective*. Including shared objectives, such as identifying the perpetrator(s), and individual objectives, such as determining who stole the wallet, for each character in the game.

(2) *Reasoning*. This entails questions that delve

into the reasoning behind provided answers, relating to agents’ objectives, including: Who; What (the nature of the incident, such as murder, theft, disappearance, explosion); When (the time of the incident); Where (the location of the incident); Cause (e.g., shooting, poisoning, stabbing); Motive (e.g., crime of passion, vendetta, financial conflicts, manslaughter).

(3) *Relations*. This includes interpersonal relationships between victims and other characters, as well as relationships among suspects.

Evaluation Metrics We report the performance of each type of question and also calculate the agent’s final score as $\frac{\text{Awarded Points}}{\text{Total Points}}$ to determine its overall performance. The awarded points follow the scoring system used in MMGs, which awards 10 points for objective questions, 5 points for reasoning questions, and 2 points for relation questions. For these calculations, we utilise weighted mean and weighted standard deviation methodologies. In addition to assessing the accuracy of the three types of questions and the overall score, we also evaluate the *Win Rates* of players for performance assessment. The game rules are as follows: every player, including the murderer, can vote, and the player with the majority number of votes ($\geq 50\%$) will be eliminated. Additionally, we assume that murderers would always vote for someone else instead of voting for themselves. If the true murderer is successfully voted out, the game is considered a victory for the players seeking to identify the culprit. The detailed about the dataset and calculations is provided in Appendix B.

4 Experiments

4.1 Experimental Setup

Base Models We conducted experiments with GPT-3.5 for conversation and the GPT Embedding Model for memory retrieval via the Azure API² in Jan-Mar 2024, using the default model versions gpt-35-turbo-16k 0613 (Default) and text-embedding-ada-002. To minimise randomness, we conducted the evaluation experiments 3 times and reported the average and variance. The detailed introduction to the experiment settings is in Appendix C.1.

Baselines For baselines, we compare our approach with other multi-agent algorithms designed for multiplayer deduction games. Although some methods were not designed for MMGs, they are the

²<https://learn.microsoft.com/en-us/azure/ai-services/openai/concepts/models>

Script	Agents	Victims	#token(CN)		#token(EN)		Question			
			avg	overall	avg	overall	Objective	Reasoning	Relations	overall
<i>Death Wears White</i>	9	1	3,191	28,716	1,742	15,681	10	102	72	184
<i>Ghost Revenge</i>	7	3	5,488	38,415	3,960	27,723	19	152	69	240
<i>Danshui Villa</i>	7	2	5,111	35,779	3,339	23,370	12	128	63	203
<i>Unfinished Love</i>	7	2	2,501	17,507	1,652	11,562	12	61	72	145
<i>Cruise Incident</i>	5	1	1,263	6,313	808	4,040	4	24	30	58
<i>Sin</i>	4	1	2,121	8,485	1,378	5,512	3	20	21	44
<i>Deadly Fountain</i>	4	1	1,852	7,410	1,194	4,775	3	21	12	36
<i>Unbelievable Incident</i>	5	1	3,182	15,912	2,012	10,062	4	24	15	43
<i>Desperate Sunshine</i>	4	1	3,370	13,481	2,219	8,874	3	18	36	57
<i>Riverside Inn</i>	4	1	1,910	7,638	1,257	5,028	3	18	18	39
<i>Solitary Boat Firefly</i>	6	4	8,894	53,362	6,874	41,244	20	109	69	198
<i>Manna</i>	6	3	9,028	54,169	6,492	38,954	24	123	88	235
Avg	5.67	1.75	3,993	23,932	2,744	16,402	9.75	66.67	47.08	125.50
Sum	68	21	47,911	287,187	32,927	196,825	117	800	565	1482

Table 1: Dataset Statistics. *Agents* is the count of players, *Victims* is the number of script victims, *#token(CN)* and *#token(EN)* are the token counts in the Chinese and English dataset versions, respectively. *Avg* shows the average script length per character, *Overall* is the total script token count, and *Question* enumerates the number of questions by types. The number of evaluation questions varies based on script complexity, with more complex scripts generating a larger volume of questions.

most relevant and adaptable frameworks in this relatively new area of LLM-based multi-agent games. We adapted their methodology to MMGs for a fair comparison, with implementation details in Appendix C.2.

(1) *Werewolf* (Xu et al., 2023). Werewolf is another multi-agent game, where players identify werewolves through group discussion. Questions are chosen from a role-specific predefined list to facilitate game progression, alongside questions generated based on the current scenario. We adapt its pre-set game instructions and role-specific information to MMGs settings. (2) *Objective-Guided Chain of Thought* (O-CoT) (Park et al., 2023; Zhao et al., 2024b). Agents think, reflect, and choose who and what to ask based on their objectives. We use the framework from previous works, only replacing the agents’ objectives with those set in MMGs. (3) *ThinkThrice* (Wu et al., 2024). Designed for MMGs, agents craft questions from retrieved memory and the current scenario. (4) *Personal Perspective*. For a more comprehensive comparison, we also assess the performance of agents who do not actively participate in the game but make their final decisions only based on their script. (5) *Omniscient Perspective*. Agents do not actively participate but make their final decisions based on all agents’ scripts.

To account for the zero-sum nature of MMGs, where it would be hard to tell if agents can identify the murderer due to their good performance or the poor performance of their competitor, we fix the

murderer’s framework in all experiments (including baselines and PLAYER*). This allows us to fairly compare the performance of the side trying to find the murderer, who face the same level of opposition from the murderer’s side.

4.2 Results

Performance Evaluation Results Figure 5 presents the average of agents’ performance across 12 unique games of varying complexity and settings as detailed in our results table (Table A3). PLAYER* shows superior performance compared to other baselines across all evaluation questions, demonstrating its enhanced understanding of the search space through interactions with other agents. Notably, PLAYER* significantly outperforms others in objective questions, even surpassing OP, which has access to all information. The OP setting, where agents have access to the scripts of all agents without interacting with them, generally yields better performance compared to all other methodologies. It represents the ideal “search” endpoint. However, in practice, its effectiveness is often limited by the deductive capabilities of the underlying base model, which reflects the upper limit of the “approximate” ability of the given base model. This showcases the “approximate” ability of PLAYER* in refining information and dynamically narrowing down the search domain to achieve the target objective. Since the PP and OP settings do not involve active participation in the game, we consider them as indicators of the *starting point* and *endpoint* that can be achieved through search.

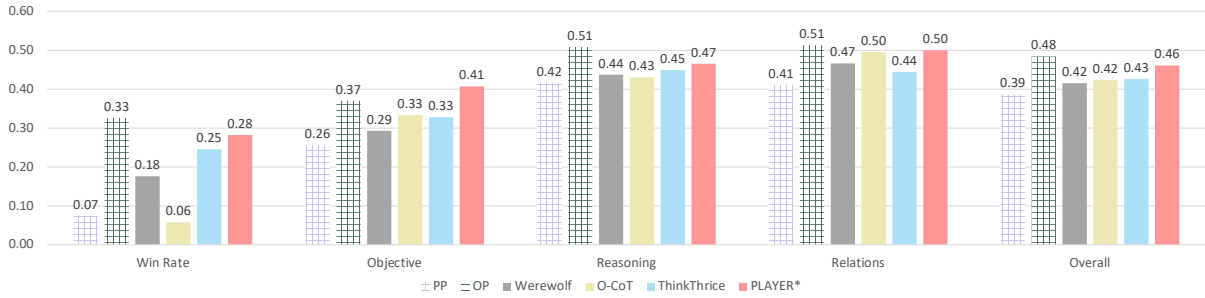


Figure 5: Compare the performance of agents with other multi-agent algorithms designed for multiplayer deduction games. The Personal Perspective (PP) is designed to represent the *starting point* for searching. The Omniscient Perspective (OP) measures performance when agents have access to all agents’ scripts, representing the *ideal search endpoint*.

The results demonstrate that PLAYER* outperforms all baseline agents in reasoning and relations, showcasing its superior “*search*” ability. The larger performance gap in objective questions for other baselines reveals a critical limitation: an inability to effectively utilise the collected information to reach correct conclusions or achieve game-specific goals. This highlights the importance of not only gathering relevant information but also efficiently processing and applying it to attain the desired objectives.

Our findings reveal a significant discrepancy between the win rate and the objective metric (the average of non-murderer players correctly identifying the murderer) for agents, with OP exhibiting a small difference and PP showing the largest difference. The case analysis unveils that in OP games, agents make similar decisions, resulting in voting outcomes that are either mostly correct or mostly wrong, leading to consistency between individual and collective voting results. Conversely, in PP games, agents base their decisions on their individual scripts, leading to independent actions and difficulty in reaching a consensus to vote out the murderer. The performance of the agents falls between that of OP and PP, with vote distributions more dispersed than OP but more concentrated than PP. O-CoT suffered from unfortunate circumstances, falling short by a single vote in numerous games. This resulted in O-CoT being on the verge of victory in many instances but ultimately yielding poor overall results. We also evaluate the performance of our framework on English scripts in Appendix C.3 and open-source LLMs in Appendix C.4. The detailed dialogue history and evaluation records are available in the GitHub link provided previously.

Efficiency and Cost Comparison As shown in Figure 6, we delve into the efficiency and cost anal-

ysis across various methodologies implemented for agent interaction in MMGs, as detailed in our results table (Table A5). The costs are presented in actual monetary values (US Dollars) associated with the use of Azure API, providing a direct measure of the computational expense incurred during both gameplay and evaluation stages.³

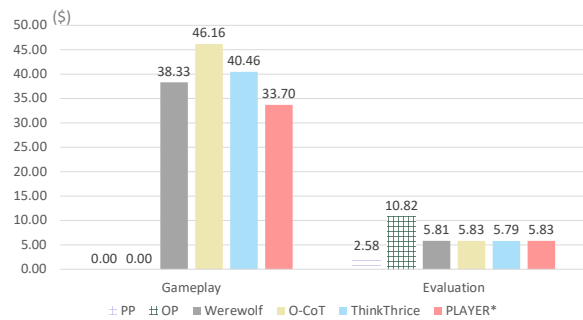


Figure 6: Compare the costs in US dollars (\$) of calling Openai API across multi-agent algorithms in MMGs setting, with Gameplay and Evaluation Stage. Costs are reported for one complete gameplay and one evaluation process for each script.

The costs are divided into Gameplay and Evaluation phases. Notably, PP and OP methodologies do not incur costs during the Gameplay phase, as they were tested in a direct, non-interactive manner. We can see that Werewolf is relatively efficient to run, as it is partly based on preset instructions, which saves steps. In comparison, O-CoT is the most expensive one, as it needs to think about what to do step by step based on its objectives. PLAYER* stands out for its cost-efficiency and performance. By employing the Action Space Refinement strategy, PLAYER* minimises unneces-

³Billing method details are available on the website <https://azure.microsoft.com/en-gb/pricing/details/cognitive-services/openai-service/>.

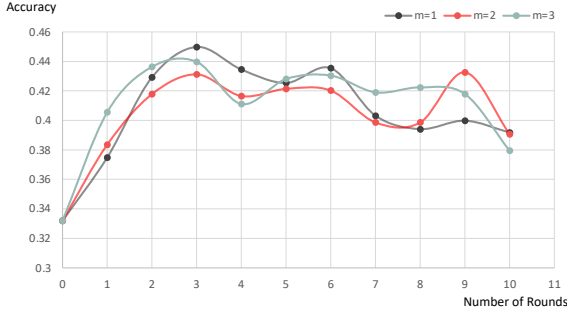


Figure 7: Comparison of agents’ behaviour across different numbers of rounds, where each agent can ask a specific number of questions (denoted as m).

sary API calls, concentrating its investigative efforts on the most suspicious characters. This focus significantly reduces the computational resources required, thereby lowering the overall cost of operations. This strategic optimisation is evident across all scripts, with PLAYER* consistently registering lower costs in comparison to its counterparts during the Gameplay phase. In the Evaluation phase, the performance of these agents is assessed based on the WellPlay Dataset. Evaluation costs are similar across all methods due to a shared evaluation strategy, with variations in PP and OP costs arising from their differing levels of script access.

4.3 Ablation Studies

We compared agents’ behavior across different numbers of rounds and with varying numbers of questions agents can ask per round, as shown in Figure 7. Performance peaks around round 3, after which it shows variability, with some rounds experiencing slight declines or plateauing in scores despite more rounds or questions. This indicates that after a rapid initial learning or adaptation phase, where agents effectively use additional questions to enhance their understanding and strategies, the value of information gained from conversations tends to converge. These results also provide empirical support for the assumption made in our methodology that the more inquiries we pose to an agent, the expected reward associated with questioning the same agent decreases. For the main results we reported, we use the original setting for number of rounds in MMG, which is 3, and based on the outcomes of the ablation studies, we chose the most effective number of questions to ask each round, which is 1 question.

5 Related Works

Multi-Agent Interaction Multi-agent reinforcement learning marking significant progress in complex games (Lanctot et al., 2017; Perolat et al., 2022; Bakhtin et al., 2023). However, these methods often require extensive time and computational resources and lack linguistic communication capabilities. With the emergence of LLMs, there’s a shift of focus towards improving multi-agent language communication, evidenced by advancements in various games and scenarios, such as werewolf (Xu et al., 2023), avalon (Wang et al., 2023; Shi et al., 2024), interactive narrative (Zhao et al., 2024b), MMGs (Wu et al., 2024), and survival games (Toy et al., 2024). Exemplified by AlphaGo (Silver et al., 2017), self-play learning frameworks (Fu et al., 2023; Chen et al., 2024) are proposed to improve LLMs’ performance. Compared to classic methods (Wang and Shen, 2024), agents based on LLMs are capable of inferencing across a broader range of scenarios (Lin et al., 2023), even with some ability of theory of mind (Zhou et al., 2023) to infer other agent’s mental states. However, they have also been found to inherit biases that limit their inferential abilities (Xie et al., 2023; Chuang et al., 2024). Works have also explored utilising LLMs as the environment (Zhang et al., 2024) or update actions (Zhao et al., 2024a) for agents.

Optimisation for Complicated Tasks Alignment through human feedback offers more consistent training compared to reinforcement learning (Liang et al., 2024), but obtaining this feedback can be expensive. To address this, approaches like self-instruct (Wang et al., 2022; Liu et al., 2023b), self-reflect (Yao et al., 2023), self-alignment (Sun et al., 2023; Li et al., 2024b), and few-shot planning (Song et al., 2023), have been introduced. These approach was also adapted to search for optimal tools (Du et al., 2024), interact with grounded environments (Ouyang and Li, 2023; Ismail et al., 2024). We were also inspired by stochastic search methods utilised for robots in planning optimal strategies in complex environments (Gammell et al., 2020; Liang et al., 2024), shares many similarities with optimisation tasks for agents (Singh et al., 2023).

6 Conclusion

PLAYER* addresses limitations of LLM-based agents in complex reasoning using an anytime sampling-based planner with sensors and pruners. Our approach enables efficient, question-driven

searching. We propose a quantifiable evaluation method, contribute the WellPlay dataset, and demonstrate PLAYER*’s superiority, advancing effective reasoning agents in complex environments.

Limitations

We identify some of the limitations below:

Limited Annotation Scope Due to the cost of manual annotation and running experiments, we were unable to annotate all 100 games in the *Conan* dataset. However, we believe that the current scope of our study is sufficient to demonstrate the efficiency of our methodology. Future research can expand upon our work by annotating additional games and applying our approach to MMGs on a larger scale.

Limited Evaluation of LLMs Due to the high cost associated with running experiments on LLMs, our experiments were primarily conducted using GPT-3.5. To further support our findings, we also performed smaller-scale experiments on LLaMa, which yielded results consistent with those obtained from GPT-3.5. However, we acknowledge that our inability to run more extensive evaluations across a wider range of popular LLMs, such as GPT-4 or lesser-known models, may have limited our ability to uncover additional insights. The cost of API usage for models like GPT-4 and the substantial running time required for models like LLaMa posed significant constraints on our experimental scope. These limitations highlight the need for future research to explore more cost-effective and efficient methods for evaluating and comparing the performance of various LLMs in the context of complex social deduction games.

Ethics Statement

Please note that MMGs and our WellPlay dataset, created to assess agents’ behaviors in MMGs, may include descriptions of violent events, actions, or characters. This content is included solely for academic, research, and narrative analysis purposes. It is not meant to glorify or trivialise violence in any form. We have informed annotators about the potential exposure to violent content. Users or researchers intending to use this dataset should be aware of this potential exposure and are advised to engage with the dataset in a professional and responsible manner. This dataset is unsuitable for minors and those sensitive to such content.

Acknowledgments

This work was supported in part by the UK Engineering and Physical Sciences Research Council through a New Horizons grant (EP/X019063/1) and a Turing AI Fellowship (grant no. EP/V020579/1, EP/V020579/2).

References

- Anton Bakhtin, David J Wu, Adam Lerer, Jonathan Gray, Athul Paul Jacob, Gabriele Farina, Alexander H Miller, and Noam Brown. 2023. [Mastering the game of no-press diplomacy via human-regularized reinforcement learning and planning](#). In *the 11th International Conference on Learning Representations*. ICLR Press.
- Zixiang Chen, Yihe Deng, Huizhuo Yuan, Kaixuan Ji, and Quanquan Gu. 2024. [Self-play fine-tuning converts weak language models to strong language models](#). *CoRR*, abs/2401.01335.
- Neeraj Cherakara, Finny Varghese, Sheena Shabana, Nivan Nelson, Abhiram Karukayil, Rohith Kulothungan, Mohammed Afil Farhan, Birthe Nessel, Meriam Moujahid, Tanvi Dinkar, Verena Rieser, and Oliver Lemon. 2023. [Furchat: An embodied conversational agent using llms, combining open and closed-domain dialogue with facial expressions](#). In *Proceedings of the 24th Annual Meeting of the Special Interest Group on Discourse and Dialogue*, page 588–592. Association for Computational Linguistics.
- Yun-Shiuan Chuang, Agam Goyal, Nikunj Harlalka, Siddharth Suresh, Robert Hawkins, Sijia Yang, Dhavan Shah, Junjie Hu, and Timothy T. Rogers. 2024. [Simulating opinion dynamics with networks of llm-based agents](#). *CoRR*.
- Rina Dechter and Judea Pearl. 1985. [Generalized best-first search strategies and the optimality of a*](#). *J. ACM*, 32(3):505–536.
- Matthijs Douze, Alexandr Guzhva, Chengqi Deng, Jeff Johnson, Gergely Szilvasy, Pierre-Emmanuel Mazaré, Maria Lomeli, Lucas Hosseini, and Hervé Jégou. 2024. [The faiss library](#). *CoRR*.
- Yu Du, Fangyun Wei, and Hongyang Zhang. 2024. [Any-tool: Self-reflective, hierarchical agents for large-scale api calls](#). *CoRR*, abs/2402.04253.
- Meta Fundamental AI Research Diplomacy Team FAIR, Anton Bakhtin, Noam Brown, Emily Dinan, Gabriele Farina, Colin Flaherty, Daniel Fried, Andrew Goff, Jonathan Gray, Hengyuan Hu, Athul Paul Jacob, Mojtaba Komeili, Karthik Konath, Minae Kwon, Adam Lerer, Mike Lewis, Alexander H. Miller, Sasha Mitts, Adithya Renduchin-tala, Stephen Roller, Dirk Rowe, Weiyang Shi, Joe Spisak, Alexander Wei, David Wu, Hugh Zhang, and Markus Zijlstra. 2022. [Human-level play in the game of diplomacy by combining](#)

- language models with strategic reasoning. *Science*, 378:1067–1074.
- Yao Fu, Hao Peng, Tushar Khot, and Mirella Lapata. 2023. [Improving language model negotiation with self-play and in-context learning from ai feedback](#). In *Advances in Neural Information Processing Systems*, volume 36. Curran Associates, Inc.
- Jonathan D. Gammell, Timothy D. Barfoot, and Siddhartha S. Srinivasa. 2020. [Batch informed trees \(bit*\): Informed asymptotically optimal anytime search](#). *Int. J. Robotics Res.*, 39(5).
- Seif Ismail, Antonio Arbues, Ryan Cotterell, René Zurbügg, and Carmen Amo Alonso. 2024. [Narrate: Versatile language architecture for optimal control in robotics](#). *CoRR*.
- Sertac Karaman and Emilio Frazzoli. 2011. [Sampling-based algorithms for optimal motion planning](#). *Int. J. Robotics Res.*, 30(7):846–894.
- Marc Lanctot, Vinicius Zambaldi, Audrunas Gruslys, Angeliki Lazaridou, Karl Tuyls, Julien Perolat, David Silver, and Thore Graepel. 2017. [A unified game-theoretic approach to multiagent reinforcement learning](#). In *Advances in Neural Information Processing Systems*, volume 30. Curran Associates, Inc.
- Bibb Latané. 1981. [The psychology of social impact](#). *American Psychologist*, 36:343–356.
- Guohao Li, Hasan Abed Al Kader Hammoud, Hani Itani, Dmitrii Khizbullin, and Bernard Ghanem. 2024a. [Camel: Communicative agents for "mind" exploration of large language model society](#). *CoRR*, abs/2303.17760.
- Yuhui Li, Fangyun Wei, Jinjing Zhao, Chao Zhang, and Hongyang Zhang. 2024b. [Rain: Your language models can align themselves without finetuning](#). In *the 12th International Conference on Learning Representations*. ICLR Press.
- Jacky Liang, Fei Xia, Wenhao Yu, Andy Zeng, Montserrat Gonzalez Arenas, Maria Attarian, Maria Bauza, Matthew Bennice, Alex Bewley, Adil Dostmohamed, Chuyuan Kelly Fu, Nimrod Gileadi, Marissa Giustina, Keerthana Gopalakrishnan, Leonard Hasenclever, Jan Humplik, Jasmine Hsu, Nikhil Joshi, Ben Jyenis, Chase Kew, Sean Kirmani, Tsang-Wei Edward Lee, Kuang-Huei Lee, Assaf Hurwitz Michaely, Joss Moore, Ken Oslund, Dushyant Rao, Allen Ren, Baruch Tabanpour, Quan Vuong, Ayzaan Wahid, Ted Xiao, Ying Xu, Vincent Zhuang, Peng Xu, Erik Frey, Ken Caluwaerts, Tingnan Zhang, Brian Ichter, Jonathan Tompson, Leila Takayama, Vincent Vanhoucke, Izhak Shafran, Maja Mataric, Dorsa Sadigh, Nicolas Heess, Kanishka Rao, Nik Stewart, Jie Tan, and Carolina Parada. 2024. [Learning to learn faster from human feedback with language model predictive control](#). *CoRR*.
- Bill Yuchen Lin, Yicheng Fu, Karina Yang, Faeze Brahman, Shiyu Huang, Chandra Bhagavatula, Prithviraj Ammanabrolu, Yejin Choi, and Xiang Ren. 2023. [Swiftsage: A generative agent with fast and slow thinking for complex interactive tasks](#). In *Advances in Neural Information Processing Systems*, volume 36. Curran Associates, Inc.
- Nelson F. Liu, Kevin Lin, John Hewitt, Ashwin Paranjape, Michele Bevilacqua, Fabio Petroni, and Percy Liang. 2023a. [Lost in the middle: How language models use long contexts](#). *CoRR*, abs/2307.03172.
- Xiao Liu, Hao Yu, Hanchen Zhang, Yifan Xu, Xuanyu Lei, Hanyu Lai, Yu Gu, Hangliang Ding, Kaiwen Men, Kejuan Yang, Shudan Zhang, Xiang Deng, Aohan Zeng, Zhengxiao Du, Chenhui Zhang, Sheng Shen, Tianjun Zhang, Yu Su, Huan Sun, Minlie Huang, Yuxiao Dong, and Jie Tang. 2023b. [Agent-bench: Evaluating llms as agents](#). *CoRR*.
- Siqi Ouyang and Lei Li. 2023. [Autoplan: Automatic planning of interactive decision-making tasks with large language models](#). In *Proceedings of the Findings of the Association for Computational Linguistics*, page 3114–3128. Association for Computational Linguistics.
- Joon Sung Park, Joseph C. O’Brien, Carrie J. Cai, Meredith Ringel Morris, Percy Liang, and Michael S. Bernstein. 2023. [Generative agents: Interactive simulacra of human behavior](#). In *the 36th Annual ACM Symposium on User Interface Software and Technology*, page 1–22. Association for Computing Machinery.
- Julien Perolat, Bart de Vylder, Daniel Hennes, Eugene Tarassov, Florian Strub, Vincent de Boer, Paul Muller, Jerome T. Connor, Neil Burch, Thomas Anthony, Stephen McAleer, Romuald Elie, Sarah H. Cen, Zhe Wang, Audrunas Gruslys, Aleksandra Malysheva, Mina Khan, Sherjil Ozair, Finbarr Timbers, Toby Pohlen, Tom Eccles, Mark Rowland, Marc Lanctot, Jean-Baptiste Lespiau, Bilal Piot, Shayegan Omidsafiei, Edward Lockhart, Laurent Sifre, Nathalie Beauguerlange, Remi Munos, David Silver, Satinder Singh, Demis Hassabis, and Karl Tuyls. 2022. [Mastering the game of stratego with model-free multiagent reinforcement learning](#). *Science*, 10.
- Zijing Shi, Meng Fang, Shunfeng Zheng, Shilong Deng, Ling Chen, and Yali Du. 2024. [Cooperation on the fly: Exploring language agents for ad hoc teamwork in the avalon game](#). *CoRR*, abs/2312.17515.
- David Silver, Julian Schrittwieser, Karen Simonyan, Ioannis Antonoglou, Aja Huang, Arthur Guez, Thomas Hubert, Lucas Baker, Matthew Lai, Adrian Bolton, Yutian Chen, Timothy Lillicrap, Fan Hui, Laurent Sifre, George van den Driessche, Thore Graepel, and Demis Hassabis. 2017. [Mastering the game of stratego with model-free multiagent reinforcement learning](#). *Nature*, 550:354–359.
- Ishika Singh, Valts Blukis, Arsalan Mousavian, Ankit Goyal, Danfei Xu, Jonathan Tremblay, Dieter Fox, Jesse Thomason, and Animesh Garg. 2023. [Prog-prompt: program generation for situated robot task](#)

- planning using large language models. *Autonomous Robots*, 47:999–1012.
- Chan Hee Song, Jiaman Wu, Clayton Washington, Brian M. Sadler, Wei-Lun Chao, and Yu Su. 2023. Llm-planner: Few-shot grounded planning for embodied agents with large language models. In *Proceedings of the IEEE/CVF International Conference on Computer Vision*. Institute of Electrical and Electronics Engineers Inc.
- Nikita Soni, H. Andrew Schwartz, João Sedoc, and Niranjana Balasubramanian. 2023. Large human language models: A need and the challenges. *CoRR*.
- Zhiqing Sun, Yikang Shen, Qinzhong Zhou, Hongxin Zhang, Zhenfang Chen, David Daniel Cox, Yiming Yang, and Chuang Gan. 2023. Principle-driven self-alignment of language models from scratch with minimal human supervision. In *Advances in Neural Information Processing Systems*, volume 36. Curran Associates, Inc.
- Jason Toy, Josh MacAdam, and Phil Tabor. 2024. Metacognition is all you need? using introspection in generative agents to improve goal-directed behavior. *CoRR*, abs/2401.10910.
- Yaacov Trope and Nira Liberman. 2010. Construal-level theory of psychological distance. *Psychol Rev*, 117:440–463.
- Shenzhi Wang, Chang Liu, Zilong Zheng, Siyuan Qi, Shuo Chen, Qisen Yang, Andrew Zhao, Chaofei Wang, Shiji Song, and Gao Huang. 2023. Avalon’s game of thoughts: Battle against deception through recursive contemplation. *CoRR*, abs/2310.01320.
- Yizhong Wang, Yeganeh Kordi, Swaroop Mishra, Alisa Liu, Noah A. Smith, Daniel Khashabi, and Hannaneh Hajishirzi. 2022. Self-instruct: Aligning language model with self generated instructions. In *the 61st Annual Meeting of the Association for Computational Linguistics*. Association for Computational Linguistics.
- Zongshun Wang and Yuping Shen. 2024. Bilateral gradual semantics for weighted argumentation. In *Proceedings of the AAAI Conference on Artificial Intelligence*. MIT Press.
- Dekun Wu, Haochen Shi, Zhiyuan Sun, and Bang Liu. 2024. Deciphering digital detectives: Understanding llm behaviors and capabilities in multi-agent mystery games. *CoRR*, abs/2312.00746.
- Zhuohan Xie, Trevor Cohn, and Jey Han Lau. 2023. The next chapter: A study of large language models in storytelling. In *Proceedings of the 16th International Natural Language Generation Conference*, page 323–351. Association for Computational Linguistics.
- Yuzhuang Xu, Shuo Wang, Peng Li, Fuwen Luo, Xiaolong Wang, Weidong Liu, and Yang Liu. 2023. Exploring large language models for communication games: An empirical study on werewolf. *CoRR*, abs/2309.04658.
- Shunyu Yao, Dian Yu, Jeffrey Zhao, Izhak Shafran, Thomas L. Griffiths, Yuan Cao, and Karthik R Narasimhan. 2023. Tree of thoughts: Deliberate problem solving with large language models. In *Advances in Neural Information Processing Systems*, volume 36. Curran Associates, Inc.
- Alex Zhang, Khanh Nguyen, Jens Tuyls, Albert Lin, and Karthik Narasimhan. 2024. Language-guided world models: A model-based approach to ai control. *CoRR*.
- Haiteng Zhao, Chang Ma, Guoyin Wang, Jing Su, Lingpeng Kong, Jingjing Xu, Zhi-Hong Deng, and Hongxia Yang. 2024a. Empowering large language model agents through action learning. *CoRR*.
- Runcong Zhao, Wenjia Zhang, Jiazheng Li, Lixing Zhu, Yanran Li, Yulan He, and Lin Gui. 2024b. Narrative-play: An automated system for crafting visual worlds in novels for role-playing. In *the 38th Annual AAAI Conference on Artificial Intelligence*. MIT Press.
- Runcong Zhao, Qinglin Zhu, Hainiu Xu, Jiazheng Li, Yuxiang Zhou, Yulan He, and Lin Gui. 2024c. Large language models fall short: Understanding complex relationships in detective narratives. *CoRR*, abs/2402.11051.
- Yihan Zhao, Rong Chen, Mitsuyasu Yabe, Buxin Han, and Pingping Liu. 2021. I am better than others: Waste management policies and self-enhancement bias. *Sustainability*, 13.
- Pei Zhou, Aman Madaan, Srividya Pranavi Potharaju, Aditya Gupta, Kevin R. McKee, Ari Holtzman, Jay Pujara, Xiang Ren, Swaroop Mishra, Aida Nematzadeh, Shyam Upadhyay, and Manaal Faruqui. 2023. How far are large language models from agents with theory-of-mind? *CoRR*.

A MMGs Rules and Procedure

A.1 Detailed Rules

Rule 1: The total number of players participating in the game depends on the script. There may be one or more players who are the murderer(s), while the rest are civilians.

Rule 2: The goal of the game is for civilian players to collaborate and face a meticulously planned murder case together, collecting evidence and reasoning to identify the real murderer among the suspects, all the while ensuring they are not mistaken for the murderer; murderer players must concoct lies to hide their identity and avoid detection, while also achieving other objectives in the game.

Rule 3: Throughout the game, only murderer players are allowed to lie. To conceal their identity, murderers may choose to frame others to absolve themselves of guilt; non-murderer players (civilians) must answer questions from other players and the host honestly and provide as much information as they know about the case to help uncover the truth.

Rule 4: At the start of the game, each player receives their character script from the host, which contains information about their role and identity.

Rule 5: Other players cannot see the content of each player’s character script, so players must and can only collect information about other players through interaction after the game starts.

Rule 6: In the voting phase, each player needs to cast their vote for who they think is the murderer in each case. If the player with the most votes is the murderer, the civilian players win. Otherwise, the murderer players win.

A.2 Procedure

Stage 1: Distribution of Character Scripts The host distributes character scripts to each player. These scripts contain the player’s name, role (murderer or civilian), and a brief character backstory.

Stage 2: Self-Introduction Session Players introduce their characters to the group, laying the groundwork for the game’s interactions.

Stage 3: Rounds of Open Questioning The game progresses through three rounds of open questioning. Players take turns to ask and answer questions, aiming to gather information about others.

Stage 4: Voting In this stage, players vote anonymously to determine their suspicious regarding the identity of the murderer. Each player has one vote.

Stage 5: Outcome Reveal The game concludes with the announcement of the voting results, revealing whether the civilian players successfully identified the murderer or not.

A.3 Example: Solitary Boat Firefly Script

As an illustrative example, we examine the *Solitary Boat Firefly* murder mystery script, involving six players: [“Tian Chou”, “Zhou Lianyi”, “Xi Yan”, “Yu Sunian”, Yannan”, and “Zhou Chitong”], along with four victims: [“Zhou Mengdang”, “Bao Liu”, “Cui Shouheng”, and “Wang Xi Rong”]. We model these characters through a set of agents, denoted

as $\mathcal{A} = \{a_i\}_{i=1}^{N_a}$, where $N_a = 6$ corresponds to the number of players. In parallel with the four victims, we define a set of victims $\mathcal{V} = \{v_i\}_{i=1}^{N_v}$, where $N_v = 4$, representing the total number of victims in the scenario.

Taking a closer look at “Tian Chou”, depicted as the murderer player a_1 , responsible for the demise of two among the four victims, her characterization unfolds as follows:

- **Character Background (C_1):** "Originating from the Sun lineage, you are endearingly called 'Tian'er'. Your birth year was the twelfth of Guangxu’s reign during the Qing Dynasty (1886), marking the beginning of a life filled with extraordinary episodes..."
- **Suspicion State (s_1):** The script features four victims, each harboring suspicions towards the remaining five players. Consequently, s_1 is represented as a 4×5 matrix, with each row corresponding to a victim and each column reflecting the suspicions they hold against other players. For example, a first row of $[1, 0, 0, 1, 0]$ signifies that victim “Cui Shouheng” suspects both “Zhou Lianyi” and “Yannan”. So we can get *suspect_list* of victim “Cui Shouheng” is [“Zhou Lianyi”, “Yannan”]
- **Individual Objectives (o_i):** The personal objectives for Tian Chou include:
 1. Concealing that you killed “Zhou Mengdang”.
 2. Concealing that you killed “Bao Liu”.
 3. Find out the truth about “Taitai’s death”.
 4. Conceal your relationship with “Zhou Chitong”.
 5. ...

During the game, the dialogue history is recorded in D , and as the game progresses, inquiries and responses are conducted in accordance with Algorithm 1, leading to updates in s_i .

B The WellPlay Dataset

In this work, we leverage the *Conan* dataset, originally constructed by Zhao et al. (2024c), which comprises scripts from MMGs, including detailed annotations of character relationships. Our bilingual dataset, encompassing both Chinese and English versions, is derived from this foundational work. Our dataset consists of two main components: Scripts and Evaluation questions.

B.1 Scripts

Each script features distinct narratives for individual characters. We have rephrased the original script from the *Conan* dataset into two parts:

1. **Background Script.** For each character, there is corresponding background script includes all the information from their perspective. For example, for “*Sylvia Costa*” in the script “*Death Wears White*”, it is:

You are the head nurse of the emergency ward. You climbed to this position for your hard work and were proud. You are a very professional person and highly appreciated by colleagues. This job is perfect for you, except for a problem - you have not made enough money. Your salary is actually not enough for you to live a decent life, far from paying enough to take care of Mother’s overhead ...

2. **Personal Objectives.** For each character, there are corresponding objectives that guide their actions. For example, for “*Sylvia Costa*” in the script “*Death Wears White*”, it is:

1. *Ensure that no one will discover your illegal organ trafficking activities;*
2. *Ensure that the kidnappers leave without being injured or killing anyone - you want to ensure that the police do not investigate deeply enough to discover your organ trafficking. The further away you are from the police, the safer you feel;*
3. ...

B.2 Evaluation questions

The evaluation questions are devised based on our annotations and aim to assess the understanding of the intricate relationships and narratives present within the game scripts. These questions are segmented into three categories, with each category of questions and examples shown in Table A1.

1. **Objective:** This category includes common objectives shared among agents, such as finding the perpetrator(s).
2. **Reasoning:** Comprising six types of questions, this section tests the models’ reasoning capabilities across various aspects:

- **How:** How the murder was committed.
- **Why:** The motive behind the murder.
- **Relationship:** The relationship between the murderer and the victim.
- **Where:** The location where the murder took place.
- **When:** The time at which the murder occurred.
- **Suspect:** Identify the two most suspicious individuals. Analogous to human reasoning, it may be challenging to definitively pinpoint the suspect, yet it is possible to determine those who seem most suspect.

3. **Relations:** This segment examines the model’s capacity to comprehend complex narratives by querying about the relationships between characters. Utilizing the relationship annotations from the *Conan* dataset (Zhao et al., 2024c), we approach this analysis through various questioning strategies based on the number of relationships between two characters:

- For three relationships, we employ the elimination method, asking the model to identify the incorrect relation among the given options.
- For two relationships, we connect the correct two relationships with “and” and introduce a distractor from other relationship categories.
- For single relationships, we list the correct option alongside distractors randomly selected from other categories.

For each individual mentioned in the purpose section, we extract three significant relationships associated with them. In this context, “significant” is defined as the characters who have the most complex connections with the individual, that is, the top three characters who share the greatest variety of relationships with them. For instance, in the provided example, Andrew Paloski is Hans Li Morette’s colleague, mentor, and is also jealous of him.

For various types of questions, we assign different weights based on the original scoring system of the script. Specifically, Type A questions are valued at 10 points, Type B questions at 5 points, and Type C questions at 2 points.

Detailed script statistics and evaluation question metrics are presented in Table 1.

Type	Aspects	Examples (The correct answer has been highlighted in bold.)
A (score 10)	Who	Who killed Hans Li Morette? A. Gale Li Morette B. Nurse head [Sylvia Costa] C. Drake Li Morette D. Frank Bijeli
B (score 5)	How	How did Hans Li Morette die? A. Shot to death B. Beaten to death C. Poisoned to death by poison D. Drowned by water
	Why	What was the motive behind the killer killing Hans Li Morette? A. Love killing B. Vendetta C. Interest D. Accidental killing
	Relationship	What is the relationship between Murderer and Victim Hans Li Morette? A. Enemies B. Colleague C. Friend D. Wife
	Where	Where was Hans Li Morette killed? A. Emergency room B. Johnson's House C. Laboratory D. Dressing room
	When	When was Hans Li Morette killed? A. This afternoon from 5:00 to 5:30 B. This afternoon from 6:30 to 7:00 C. Tonight from 7:00 to 7:30 D. This morning from 6:30 to 7:00
	Suspect	Please select the two people you most suspect of killing Hans Li Morette A. Gale Li Morette B. Nurse head [Sylvia Costa] C. Drake Li Morette D. Frank Bijeli
C (score 2)	Three relationships	What is the non-existent relationship between Hans Li Morette and Andrew Paloski? A. Andrew Paloski is colleague of Hans Li Morette, B. Andrew Paloski is mentor of Hans Li Morette, C. Andrew Paloski is jealous of Hans Li Morette, D. Hans Li Morette is future daughter in law of Andrew Paloski
	Two relationships	What is the relationship between Father Tom and Tony? A. Tony is manipulated by x and deceived by x of Father Tom B. Father Tom is authority over x and student of Tony C. Father Tom is student and ex-girlfriend of Tony D. Father Tom is ex-girlfriend and admired by x of Tony
	One relationships	What is the relationship between Father Tom and Drake Li Morette? A. Drake Li Morette is doctor of Father Tom B. Father Tom is helped by Drake Li Morette C. Father Tom is step-brother of Drake Li Morette D. Father Tom is hate of Drake Li Morette

Table A1: Examples of Each Type of Our Evaluation Questions

Index	Question
1	What was your timeline on the day of the incident?
2	How would you describe your relationship with the victim?
3	When was the last time you saw the victim?
4	Do you know if the victim had any enemies or conflicts with anyone?
5	What details or anomalies did you notice at the scene of the crime?
6	Did the victim mention anything to you or others that made them worried or fearful recently?
7	Did you notice any unusual people or behaviors on the day of the incident?
8	How much do you know about the victim's secrets or personal life?
9	Were there any items or remains found at the crime scene that could be related to the crime?
10	Do you have any personal opinions or theories about the case?

Table A2: Predefined questions for Werewolf method.

B.3 Overall Performance Computing

In calculating the overall score for performance, we have employed both the weighted mean and the weighted standard deviation. The weighted mean is computed by considering the count of questions for a specific category across various scripts as the weight. For the overall score, the total possible score for each script serves as the weight. This method allows us to adjust the influence of each category and script based on its significance and scale, thus providing a more nuanced and accurate reflection of performance.

The weighted mean is calculated as:

$$\bar{x}_w = \frac{\sum_{i=1}^n (w_i \cdot x_i)}{\sum_{i=1}^n w_i}$$

The weighted standard deviation, which measures the spread of the scores, is calculated using the weighted variance:

$$s_w^2 = \frac{\sum_{i=1}^n w_i \cdot (x_i - \bar{x}_w)^2}{\sum_{i=1}^n w_i}$$

And the weighted standard deviation is the square root of the weighted variance:

$$s_w = \sqrt{s_w^2}$$

B.4 Annotation Details

We recruited four human experts to read all the scripts and write the questions and answers. We conducted training sessions for them and organised game sessions to let them play and become familiar with the game flow. They were compensated at an hourly rate of \$31.92, with each narrative estimated to take about 5-20 hours to complete, depending on the complexity of the game.

B.5 Disclaimers of Risks

Consider that the detective narrative dataset may contain descriptions of violent events, actions, or characters, we warn annotators of such content before the annotation process:

Please be advised that the detective narrative dataset may contain descriptions of violent events, actions, or characters. This content is included solely for academic, research, and narrative analysis purposes. It is not meant to glorify or trivialise violence in any form. Annotators should be aware of potential exposure to violent content and engage with the dataset professionally and responsibly.

C Implementation

C.1 Implementation Details

RAG (Retrieval-Augmented Generation) For retrieval enhancement, we utilised the FAISS⁴ library to build a vector database, creating FAISS indices using the L2 distance. Embeddings were obtained via the Azure API’s text-embedding-ada-002 service. Scripts were stored in segments, with each segment having a maximum length of 50 tokens. For dialog records, a question-and-answer pair was stored as a single segment. During retrieval, the maximum script length and dialog length inserted into the prompt were both set to 4000 tokens. For evaluation, these maximum lengths were increased to 5000 tokens.

Experiment Following the results of our ablation studies, the gameplay phase was structured to ask one question per round over three rounds. After the game concluded, the evaluation phase consisted of three separate evaluations, with the final results being the average of these evaluations.

C.2 Comparison Models

In this section, we provide a detailed overview of the methodologies compared in our study. Given the game’s rules and questioning sequence in our comparisons, we segment the discussion into two phases: the questioning phase and the answering phase.

1. Werewolf (Xu et al., 2023)

Question Generation:

- a. Selecting questions from a predefined question written by the human specialist, based on the current dialogue and script. The list of expertly devised questions is presented in Table A2.
- b. Formulating questions by the selected predefined questions and the ongoing dialogue and script.

Answering Questions:

- a. Responding based on the current script and dialog history.
- b. Reflecting on the initial response in light of the dialog history.
- c. Generating the final answer after reflection.

⁴<https://github.com/facebookresearch/faiss>

2. **Objective-Guided Chain of Thought (O-CoT)**(Park et al., 2023; Zhao et al., 2024b)

Question Generation: Entails two critical steps:

- a. Sequentially reflecting on whether current objectives have been met, with considerations spanning multiple goals such as identifying the murderer, uncovering hidden relationships, or concealing facts. For example, Who is the murderer?
- b. Crafting questions based on these reflections and the current narrative and dialogue.

Answering Questions:

- a. Answers are formulated leveraging the narrative and dialog history.

3. **ThinkThrice**(Wu et al., 2024)

Question Generation:

- a. Questions are generated based on the script and dialog history.

Answering Questions:

- a. Extracting timelines relevant to the victim.
- b. Evaluating each timeline’s relevance to answering the question.
- c. Responding based on the dialog history, character relationships, and the relative script.
- d. Ensuring timelines that aid in answering the question are included in the response. If these are initially missed, the model will later augment and clarify the answer with the required timelines.

4. **The PP (Personal Perspective)**

The PP assesses agents’ performance when limited solely to their scripts, serving as a baseline for initial search efforts.

5. **The OP (Omniscient Perspective)**

The OP evaluates performance under conditions of unrestricted access to all scripts, representing an ideal search endpoint.

C.3 Performance Evaluation Results

For English Dataset Due to budgetary constraints, we only evaluated four scripts from the

English dataset, with the performance results reported in Table A4. For the same scripts, we found that the experiments conducted on the English corpus corroborate the results obtained from the Chinese corpus. Additionally, we observed that the performance of agents based on the English corpus surpassed those based on the Chinese corpus, showing the differential inferencing abilities of LLMs across languages. This discrepancy could be attributed to language biases inherent in the training data utilised for these models.

Each script’s complexity is indicated by the *#Tokens* column, reflecting the narrative depth and the number of characters, suspects, and victims involved. This complexity directly influences the API usage cost, as more intricate scenarios require more processing power for information handling.

C.4 Experiments with Open-Source LLMs

In addition to experimenting with GPT-3.5-turbo-16k 0613, we also explored Llama2 (70b, 13b, 7b) and Gemma 7b. These models were tested using the scenario “Solitary Boat Firefly”, and the overall results are reported in Table A6. The findings indicate that all four models scored significantly lower than GPT-3.5, presumably due to the limitations imposed by a 4k context window. This limitation likely hindered the models’ ability to encapsulate sufficient relevant information within such a constrained window. After thorough testing, we observed that despite being evaluated on a Chinese dataset, Llama2 70b primarily resorted to English conversations due to its limited proficiency in Chinese. It responded in English even to Chinese prompts. Other models struggled even more with executing the prompts as required. This limitation greatly hindered their performance in complex gaming situations, such as MMGs. Therefore, we decided to exclusively use GPT-3.5 for future experiments, given its ability to navigate these intricate scenarios.

C.5 Sensors

This section provides a detailed explanation of the sensors employed in the 2.3, which are essential for both the Search by Questioning and Action Space Refinement components.

- **Emotion Sensor:** Assesses emotional inclination towards a character. Used in both Search by Questioning and Action Space Refinement. It categorises emotional inclination into “Positive”, “Neutral”, or “Negative”.

- **Motivation Sensor:** Evaluates the character’s relationship with the victim and the presence of a motive for the crime. It is active in both phases, with choices being “Yes” or “No”.
- **Suspicion Sensor:** Determines if a character is a suspect by analysing their opportunity to commit the crime. It applies to both stages, with responses “Yes” or “No”.
- **Information Value Sensor:** Exclusive to Action Space Refinement, it estimates the probability of obtaining valuable information from further questioning. The choices are “High”, “Medium”, or “Low”.

```

{
  {
    "name": "emotion",
    "for_Search_by_Questioning": True,
    "for_Action_Space_Refinement": True,
    "sensor_prompt": "What is your emotional inclination towards the character mentioned above?",
    "choices": ["Positive", "Natural", "Negative"],
  }
  {
    "name": "motivation",
    "for_Search_by_Questioning": True,
    "for_Action_Space_Refinement": True,
    "sensor_prompt": "What do you think is the relationship between the character mentioned above and the victim? \n Do you think the character mentioned above has a motive for the crime?",
    "choices": ["Yes", "No"],
  }
  {
    "name": "suspicion",
    "for_Search_by_Questioning": True,
    "for_Action_Space_Refinement": True,
    "sensor_prompt": "Do you think the character mentioned above is a suspect? \n This refers to whether the character objectively had the opportunity to commit the crime, such as if someone saw the character at the scene of the crime.",
    "choices": ["Yes", "No"],
  }
  {
    "name": "information value",
    "for_Search_by_Questioning": False,
    "for_Action_Space_Refinement": True,
    "sensor_prompt": "What do you think is the probability of obtaining valuable information by continuing to question the character mentioned above?",
    "choices": ["High", "Medium", "Low"],
  }
}

```

C.6 Prompt

C.6.1 System Prompt

System Prompt designed to introduce the gameplay of the MMG, along with providing essential information about the agents involved. The prompts dynamically adapt to include {character_name}, representing the agent’s character in the game, and {character_name_list}, listing the characters played by other participants.

For Civilian Players:

You are playing a game called "Murder Mystery" with other players, which is based on textual interaction. Here are the game rules:

Rule 1: The total number of players participating in the game depends on the script. There may be one or more players who are the murderer(s), while the rest are civilians.

Rule 2: The goal of the game is for civilian players to collaborate and face a meticulously planned murder case together, collecting evidence and reasoning to identify the real murderer among the suspects, all the while ensuring they are not mistaken for the murderer; murderer players must concoct lies to hide their identity and avoid detection, while also achieving other objectives in the game.

Rule 3 Throughout the game, only murderer players are allowed to lie. To conceal their identity, murderers may choose to frame others to absolve themselves of guilt; non-murderer players (civilians) must answer questions from other players and the host honestly and provide as much information as they know about the case to help uncover the truth.

Rule 4: At the start of the game, each player receives their character script from the host, which contains information about their role and identity.

Rule 5: Other players cannot see the content of each player’s character script, so players must and can only collect information about other players through interaction after the game starts.

Rule 6: In the voting phase, each player needs to cast their vote for who they think is the murderer in each case. If the player with the most votes is the murderer, the civilian players win. Otherwise, the murderer players win.

Gameplay:

The game has one or more acts. At the beginning of the game, players introduce themselves according to the script, and in each act, you will receive more plot information. In each act, you can ask questions, share your observations, or

make deductions to help solve the murder case.

The goal is to identify the true murderer and explain their motive. If you are the true murderer, you must hide your identity and avoid detection.

Now, you are playing the role of {character_name}, and the other players are {character_name_list}. You are not the murderer. Please collaborate with the other civilian players to achieve your personal objective while finding the true culprit!

For Killer Players, we replace the last paragraph with:

You are the murderer who kills {victims}, and you haven't killed anyone else. Please hide the fact that you committed the murder by fabricating lies and other information, and accomplish your personal objective!

C.6.2 Gameplay Prompt

Self-Introduction Prompt designed to facilitate introductions based on the agent's script and objectives. Within this prompt, {current_script} represents the character's script, and {goal} represents the objectives of the character within that script.

For Civilian Players:

Your Script is {current_script}.
Your goal is {goal}.
You are not a murderer, so tell more details to help find the murderer.
If you have something to hide, then be sure not to divulge the relevant information! Don't reveal your goals.
Please introduce yourself.

For Killer Players:

Your Script is {current_script}.
Your goal is {goal}.
If you have something to hide, then be sure not to divulge the relevant information!
Please introduce yourself.
You are a murderer, so You can lie to cover yourself!

Sensor Prompt As outlined in sections 2.3 and C.5, the Sensor Prompt is crafted to collect a wide array of crucial information. Within this framework, the placeholders {victim} and {character} are employed to reference the victim's name and the agent being questioned, respectively. Meanwhile, {current_script} and {dialog_history} retrieve the script and dialog logs relevant to both the deceased and the agent under scrutiny, utilising the

RAG technique. The constructs {sensor_Prompt} and {choices} have been formulated in C.5 within the Sensor Prompt segment.

For Civilian Players:

{victim} was murdered, you are not the murderer, you need to try to find the murderer.
Your Script is about {character} is {current_script}.
The dialog history about {character} is {dialog_history}.
Be warned, if it's a murderer's word it might deceive you.
Based on the information above, {sensor}
Please answer {choices} and explain your reasoning in one or two sentences.

For Killer Players:

{victim} was murdered, you are the murderer, but you need to hide yourself, and pretend you're not the murderer.
Your Script is about {character} is {current_script}.
The dialog history about {character} is {dialog_history}.
Based on the information above, {sensor}
Please answer {choices} and explain your reasoning in one or two sentences.

Search by Questioning Prompt As outlined in sections 2.3, the Search by Questioning Prompt is developed based on data acquired from sensors. It includes variables like {victim}, {character}, {current_script}, {dialog_history}. Additionally, it integrates a summary, {summary}, synthesized from the sensor-collected data. The element {question_number} denotes the total questions permitted, with a detailed discussion on the optimal number of questions presented in the 4.3 chapter.

For Civilian Players:

{victim} was murdered, you are not the murderer, you need to try to find the murderer.
Your Script is about {character} is {current_script}.
The dialog history about {character} is {dialog_history}.
{summary}
You can ask {character} {question_number} questions. What would you ask? Please include the victim's name in your question when asking,
Since the murderer will lie, you can ask questions based on the loopholes and contradictions in what they have previously said.
Please respond in the JSON format without any additional comments.
For example,
{
 'Question1': 'Your question',
 'Question2': 'Your question'
}

For Killer Players:

```
{victim} was murdered, you are the murderer, But you need to hide yourself, pretend you're not a murderer, and ask questions of other people pretending you suspect the other person is a murderer. Your Script is about {character} is {current_script}. The dialog history about {character} is {dialog_history}. {summary} You can ask {character} {question_number} questions. What would you ask? Please include the victim's name in your question when asking. Please respond in the JSON format without any additional comments. For example, { 'Question1': 'Your question', 'Question2': 'Your question' }
```

Action Space Refinement Prompt As outlined in sections 2.3, the Action Space Refinement prompt serves as a strategic tool for narrowing down the suspect list, effectively reducing the search domain to augment the efficiency and performance of the algorithm. Within this setup, the term {victim} refers to the individual who has been harmed, {summary} synthesised from the sensor-collected data, and {character_suspect} identifies the roster of individuals under suspicion. Initially, this roster includes all participating agents, excluding the itself.

```
{victim} was murdered. You think {character_suspect} are suspected of killing {victim}, and your reasons for suspecting them are respectively: {summary} Please select several people you think are the most suspicious. You can choose one or more, Please try to reduce the number of suspects. Please respond in the JSON format without any additional comments. For example, { 'suspicion': ["character_name1", "character_name2"] }
```

Question Reply Prompt The Question Reply Prompt is designed for responding to inquiries, where {character} denotes the name of the character asking you a question, and {question} is the question itself. {current_script} refers to the script extracted using RAG that pertains to both the deceased and the agent being questioned; {dialog_history} is the dialog log related to the de-

ceased and the interrogated agent, also extracted using RAG.

For Civilian Players:

```
{character} ask you a question: {question} Your Script relative to the question is {current_script}. The dialog history relative to the question is {dialog_history}. What you need to pay attention to is {goal}. Be warned, in the dialog history, if it's a murderer's word it might deceive you. Please answer the question: "{question}" based on the information above. You are not the murderer, and you need to work hard to find the murderer. Therefore, provide as much information as possible, such as clues related to the timeline, emotional information, etc. Please answer the questions from a first-person perspective, rather than saying what someone else said.
```

For Killer Players:

```
{character} ask you a question : {question} Your Script relative to the question is {current_script}. The dialog history relative to the question is {dialog_history}. What you need to pay attention to is {goal}. Be warned, in the dialog history, if it's a murderer's word it might deceive you. Please answer the questions: "{question}" based on the information above. You are the murderer. Please hide the fact that you killed {victim}. You can fabricate lies. Please answer the question from a first-person perspective, rather than saying what someone else said.
```

C.6.3 Evaluation Prompt

Single-Choice Question Template for the Evaluation Stage Prompt This template is utilised during the evaluation stage for answering single-choice questions. It incorporates {current_script}, the script related to the question extracted using RAG, and {dialog_history}, the dialog log relevant to the question, also extracted via RAG. {question} is the inquiry presented, and {choices} are the available options for that question.

```
Please answer the questions based on the information in your script and the content of the dialog Your Script relative to the question is {current_script}. The dialog history relative to the question is {dialog_history}.
```

```
The question is {question}, the choices
is {choices}
Let's think about this problem step by
step, please provide your reasoning and
your choice (only the option number, e.g
., 'a')
You must choose one from the options.
Please respond in the JSON format
without any additional comments.
For example,
{
  "reason": "Your reason",
  "answer": "a"
}
```

Multiple-Choice Question Template for the Evaluation Stage Prompt Similar to the single-choice template, this format is designed for responding to multiple-choice questions during the evaluation stage.

```
Please answer the questions based on the
information in your script and the
content of the dialog
Your Script relative to the question is
{current_script}.
The dialog history relative to the
question is {dialog_history}.
The question is {question}, the choices
is {choices}
That is a multiple-choice question.
Let's think about this problem step by
step, please provide your reasoning and
your choice (only the option number)
You must make a choice from the options.
Please respond in the JSON format
without any additional comments.
For example,
{
  "reason": "Your reason",
  "answer": "a,b"
}
```

Single-Choice Question Template for OP Prompt This template is specifically designed for Omniscient Perspective (OP), distinguishing it from conventional templates by granting access to the scripts of all players. Unlike standard procedures, it leverages the RAG technique to extract pertinent information from each player's script for comprehensive analysis.

```
Please answer the questions based on the
information in each character's script:
{current_script}
The question is {question}, the choices
is {choices}
Let's think about this problem step by
step, please provide your reasoning and
your choice (only the option number)
You must choose one from the options.
Please respond in the JSON format
without any additional comments.
For example,
{
  "reason": "Your reason",
```

```
  "answer": "a,b"
}
```

Multiple-Choice Question Template for OP Prompt Similar to the single-choice version, this template is tailored for answering multiple-choice questions under OP conditions.

```
Please answer the questions based on the
information in each character's script:
{current_script}
The question is {question}, the choices
is {choices}
That is a multiple-choice question.
Let's think about this problem step by
step, please provide your reasoning and
your choice (only the option number)
You must make a choice from the options.
Please respond in the JSON format
without any additional comments.
For example,
```

```
{
  "reason": "Your reason",
  "answer": "a,b"
}
```


Script	Evaluation	#QA	PP	OP	Agent's Response After Playing the Game			
					Werewolf	O-CoT	ThinkThrice	PLAYER*
<i>Death Wears White</i> (9 players, 1 victim)	Voting	—	.000±.000	.333±.471	.000±.000	.000±.000	.000±.000	.000±.000
	Objective	10	.233±.058	.467±.116	.333±.058	.267±.058	.267±.058	.267±.116
	Reasoning	102	.454±.012	.503±.015	.350±.021	.395±.031	.392±.010	.408±.030
	Relations	72	.431±.036	.425±.031	.454±.035	.472±.037	.398±.032	.500±.048
	Overall	184	.420±.007	.480±.011	.367±.015	.393±.009	.377±.013	.407±.007
<i>Ghost Revenge</i> (7 players, 3 victims)	Voting	—	.222±.416	.333±.471	.222±.416	.111±.314	.333±.471	.333±.471
	Objective	19	.333±.030	.334±.132	.368±.052	.316±.190	.404±.080	.509±.133
	Reasoning	152	.390±.020	.533±.030	.417±.023	.410±.019	.450±.056	.399±.040
	Relations	69	.246±.014	.411±.103	.348±.014	.309±.047	.420±.038	.386±.030
	Overall	240	.362±.016	.483±.020	.399±.009	.381±.049	.438±.030	.417±.032
<i>Danshui Villa</i> (7 players, 2 victims)	Voting	—	.167±.373	.000±.000	.000±.000	.000±.000	.000±.000	.000±.000
	Objective	12	.389±.048	.222±.127	.167±.000	.305±.048	.306±.096	.361±.127
	Reasoning	128	.315±.020	.422±.016	.307±.044	.352±.008	.347±.005	.367±.008
	Relations	63	.323±.040	.476±.028	.344±.051	.381±.069	.333±.016	.370±.056
	Overall	203	.326±.014	.403±.028	.293±.040	.349±.012	.339±.013	.367±.011
<i>Unfinished Love</i> (7 players, 2 victims)	Voting	—	.000±.000	.000±.000	.000±.000	.000±.000	.000±.000	.000±.000
	Objective	12	.167±.000	.167±.083	.167±.144	.278±.048	.111±.127	.222±.127
	Reasoning	61	.552±.025	.563±.025	.563±.010	.486±.025	.552±.019	.601±.019
	Relations	72	.500±.028	.546±.021	.523±.071	.583±.028	.556±.042	.616±.016
	Overall	145	.457±.017	.475±.033	.469±.018	.467±.004	.460±.030	.525±.029
<i>Cruise Incident</i> (5 players, 1 victim)	Voting	—	.000±.000	.000±.000	.667±.471	.000±.000	.333±.471	.333±.471
	Objective	4	.167±.289	.250±.250	.500±.250	.500±.000	.583±.382	.667±.144
	Reasoning	24	.653±.064	.472±.064	.542±.042	.528±.024	.528±.105	.514±.024
	Relations	30	.267±.058	.411±.102	.456±.020	.456±.051	.422±.039	.434±.058
	Overall	58	.459±.012	.415±.079	.510±.037	.503±.017	.509±.107	.520±.025
<i>Sin</i> (4 players, 1 victim)	Voting	—	.000±.000	.333±.471	.000±.000	.000±.000	.000±.000	.333±.471
	Objective	3	.000±.000	.333±.334	.111±.192	.111±.192	.111±.192	.333±.334
	Reasoning	20	.483±.058	.567±.029	.767±.058	.600±.100	.717±.058	.600±.000
	Relations	21	.476±.082	.587±.099	.429±.000	.699±.055	.524±.048	.698±.027
	Overall	44	.397±.029	.531±.053	.570±.000	.539±.029	.564±.012	.577±.053
<i>Deadly Fountain</i> (4 players, 1 victim)	Voting	—	.000±.000	.667±.471	.000±.000	.000±.000	.000±.000	.000±.000
	Objective	3	.000±.000	.556±.193	.000±.000	.111±.192	.000±.000	.111±.192
	Reasoning	21	.413±.153	.667±.126	.460±.027	.476±.082	.539±.055	.587±.028
	Relations	12	.305±.048	.389±.048	.333±.084	.222±.096	.222±.048	.361±.127
	Overall	36	.319±.097	.604±.104	.354±.022	.369±.053	.390±.043	.463±.041
<i>Unbelievable Incident</i> (5 players, 1 victim)	Voting	—	.000±.000	.000±.000	.000±.000	.000±.000	.000±.000	.000±.000
	Objective	4	.083±.144	.083±.144	.333±.144	.167±.144	.083±.144	.250±.000
	Reasoning	24	.389±.105	.528±.064	.431±.064	.361±.064	.264±.127	.583±.042
	Relations	15	.422±.102	.822±.102	.644±.077	.756±.102	.289±.154	.556±.077
	Overall	43	.330±.081	.481±.020	.444±.037	.382±.035	.230±.034	.509±.038
<i>Desperate Sunshine</i> (4 players, 1 victim)	Voting	—	.000±.000	.667±.471	.667±.471	.000±.000	.667±.471	1.000±.000
	Objective	3	.333±.000	.556±.193	.556±.193	.333±.000	.667±.334	.778±.192
	Reasoning	18	.556±.056	.778±.096	.648±.032	.704±.032	.759±.064	.741±.085
	Relations	36	.537±.064	.611±.048	.556±.028	.630±.043	.500±.056	.565±.070
	Overall	57	.514±.013	.680±.047	.599±.023	.618±.020	.647±.075	.680±.047
<i>Riverside Inn</i> (4 players, 1 victim)	Voting	—	.333±.471	1.000±.000	.333±.471	.000±.000	1.000±.000	.333±.471
	Objective	3	.444±.193	.889±.192	.444±.193	.000±.000	.667±.000	.556±.193
	Reasoning	18	.519±.032	.667±.056	.463±.064	.500±.056	.685±.032	.667±.056
	Relations	18	.407±.085	.500±.096	.463±.085	.426±.064	.389±.000	.426±.032
	Overall	39	.479±.032	.671±.036	.459±.073	.387±.020	.614±.018	.590±.023
<i>Solitary Boat Firefly</i> (6 players, 4 victims)	Voting	—	.167±.373	.583±.493	.000±.000	.250±.433	.167±.373	.500±.500
	Objective	20	.267±.104	.500±.050	.183±.058	.350±.132	.217±.076	.517±.104
	Reasoning	109	.318±.014	.569±.018	.370±.014	.425±.046	.401±.014	.379±.005
	Relations	69	.483±.017	.507±.014	.536±.014	.565±.038	.503±.044	.594±.087
	Overall	198	.332±.015	.544±.024	.354±.023	.430±.016	.375±.015	.444±.030
<i>Manna</i> (6 players, 3 victims)	Voting	—	.000±.000	.000±.000	.222±.416	.333±.471	.444±.497	.556±.497
	Objective	24	.250±.042	.389±.086	.403±.064	.444±.064	.430±.087	.569±.105
	Reasoning	123	.458±.005	.393±.040	.569±.028	.499±.033	.526±.017	.539±.021
	Relations	88	.447±.058	.640±.036	.538±.043	.614±.030	.511±.034	.580±.046
	Overall	235	.408±.017	.434±.002	.525±.017	.505±.004	.501±.025	.553±.045
Overall	Voting	—	.074±.117	.326±.342	.176±.257	.058±.115	.245±.326	.282±.308
	Objective	117	.256±.121	.370±.184	.293±.157	.333±.140	.328±.187	.407±.227
	Reasoning	800	.417±.095	.508±.094	.437±.104	.430±.077	.449±.113	.465±.106
	Relations	565	.411±.102	.513±.110	.466±.090	.495±.133	.444±.089	.500±.109
	Overall	1482	.386±.057	.484±.072	.415±.074	.424±.067	.426±.087	.461±.086

Table A3: Compare the performance of agents with other multi-agent algorithms designed for multiplayer deduction games. PP and OP stand for Personal Perspective and Omniscient Perspective, respectively, representing the performance of agents when they have access to either only their own script or the scripts of all agents, without interacting with other agents.

Script	Evaluation	#QA	PP	OP	Agent’s Response After Playing the Game			
					Werewolf	O-CoT	ThinkThrice	PLAYER*
<i>Death Wears White</i> (9 players, 1 victim)	Objective	10	.200 \pm .173	.900 \pm .100	.300 \pm .100	.267 \pm .058	.300 \pm .000	.267 \pm .058
	Reasoning	102	.350 \pm .044	.520 \pm .026	.356 \pm .037	.363 \pm .049	.399 \pm .006	.441 \pm .030
	Relations	72	.547 \pm .008	.445 \pm .026	.495 \pm .016	.495 \pm .057	.398 \pm .032	.491 \pm .021
	Overall	184	.367 \pm .040	.549 \pm .012	.375 \pm .033	.375 \pm .026	.385 \pm .010	.427 \pm .029
<i>Ghost Revenge</i> (7 players, 3 victims)	Objective	19	.403 \pm .061	.561 \pm .132	.439 \pm .109	.211 \pm .106	.211 \pm .106	.526 \pm .106
	Reasoning	152	.456 \pm .004	.507 \pm .007	.439 \pm .031	.539 \pm .023	.441 \pm .017	.423 \pm .031
	Relations	69	.309 \pm .009	.261 \pm .025	.328 \pm .059	.304 \pm .015	.280 \pm .017	.353 \pm .059
	Overall	240	.428 \pm .010	.485 \pm .024	.425 \pm .002	.452 \pm .023	.380 \pm .010	.432 \pm .013
<i>Danshui Villa</i> (7 players, 2 victims)	Objective	12	.167 \pm .083	.278 \pm .048	.472 \pm .048	.333 \pm .000	.305 \pm .048	.389 \pm .096
	Reasoning	128	.325 \pm .031	.427 \pm .009	.401 \pm .020	.373 \pm .020	.344 \pm .014	.357 \pm .033
	Relations	63	.328 \pm .056	.460 \pm .028	.391 \pm .066	.312 \pm .106	.376 \pm .046	.407 \pm .075
	Overall	203	.292 \pm .012	.412 \pm .017	.409 \pm .009	.359 \pm .010	.343 \pm .010	.369 \pm .033
<i>Unfinished Love</i> (7 players, 2 victims)	Objective	12	.167 \pm .000	.195 \pm .048	.389 \pm .048	.417 \pm .000	.361 \pm .048	.528 \pm .127
	Reasoning	61	.536 \pm .018	.557 \pm .028	.650 \pm .038	.612 \pm .009	.634 \pm .038	.656 \pm .000
	Relations	72	.491 \pm .016	.551 \pm .016	.509 \pm .032	.481 \pm .021	.592 \pm .008	.500 \pm .037
	Overall	145	.446 \pm .006	.479 \pm .029	.560 \pm .011	.538 \pm .010	.566 \pm .009	.589 \pm .018

Table A4: Compare the performance of agents with other multi-agent algorithms designed for multiplayer deduction games. PP and OP stand for Personal Perspective and Omniscient Perspective, respectively, representing the performance of agents when they have access to either only their own script or the scripts of all agents, without interacting with other agents.

Script	#Tokens	Stage	PP	OP	Agent’s Response After Playing the Game			
					Werewolf	O-CoT	ThinkThrice	PLAYER*
<i>Death Wears White</i> (9 players, 1 victim)	3,190	Gameplay	–	–	3.797	4.643	3.992	3.363
		Evaluation	0.349	1.433	0.815	0.807	0.790	0.799
<i>Ghost Revenge</i> (7 players, 3 victims)	5,487	Gameplay	–	–	6.702	8.231	7.056	5.947
		Evaluation	0.418	1.945	1.006	1.004	0.995	1.012
<i>Danshui Villa</i> (7 players, 2 victims)	5,111	Gameplay	–	–	5.215	6.262	5.449	4.603
		Evaluation	0.351	1.415	0.834	0.816	0.833	0.825
<i>Unfinished Love</i> (7 players, 2 victims)	2,501	Gameplay	–	–	3.945	4.754	4.237	3.505
		Evaluation	0.230	0.872	0.487	0.502	0.499	0.494
<i>Cruise Incident</i> (5 players, 1 victim)	1,262	Gameplay	–	–	0.975	1.146	1.021	0.846
		Evaluation	0.064	0.327	0.162	0.165	0.164	0.163
<i>Sin</i> (4 players, 1 victim)	2,121	Gameplay	–	–	0.680	0.833	0.730	0.603
		Evaluation	0.061	0.287	0.141	0.140	0.141	0.142
<i>Deadly Fountain</i> (4 players, 1 victim)	1,852	Gameplay	–	–	0.671	0.810	0.724	0.596
		Evaluation	0.045	0.207	0.107	0.111	0.111	0.109
<i>Unbelievable Incident</i> (5 players, 1 victim)	3,182	Gameplay	–	–	1.304	1.567	1.367	1.150
		Evaluation	0.077	0.291	0.159	0.163	0.161	0.162
<i>Desperate Sunshine</i> (4 players, 1 victim)	3,370	Gameplay	–	–	0.803	0.972	0.847	0.701
		Evaluation	0.104	0.383	0.222	0.221	0.224	0.220
<i>Riverside Inn</i> (4 players, 1 victim)	1,909	Gameplay	–	–	0.633	0.762	0.682	0.561
		Evaluation	0.055	0.223	0.120	0.124	0.121	0.123
<i>Solitary Boat Firefly</i> (6 players, 4 victims)	8,893	Gameplay	–	–	7.799	9.257	8.252	6.800
		Evaluation	0.380	1.571	0.816	0.811	0.814	0.823
<i>Manna</i> (6 players, 3 victims)	9,028	Gameplay	–	–	5.805	6.925	6.108	5.028
		Evaluation	0.444	1.864	0.944	0.965	0.937	0.953
Overall	47,906	Gameplay	–	–	38.329	46.162	40.464	33.702
		Evaluation	2.578	10.819	5.813	5.831	5.789	5.825

Table A5: Compare the costs in US dollars(\$) of calling Openai API across multi-agent algorithms in MMGs setting, with Gameplay and Evaluation Stage. #Tokens represent the average length of each character’s script. Costs are reported for one complete gameplay and one evaluation process for each script.

Models	Llama2 70b	Llama2 13b	Llama2 7b	gemma 7b
Overall Score	0.312	0.281	0.267	0.273

Table A6: Compare the performance of PLAYER* method with different open-source LLMS.