

# LEAF: Unveiling Two Sides of the Same Coin in Semi-supervised Facial Expression Recognition

Fan Zhang<sup>a,b,1</sup>, Zhi-Qi Cheng<sup>c,1</sup>, Jian Zhao<sup>d,1</sup>, Xiaojiang Peng<sup>b,\*</sup> and Xuelong Li<sup>d,\*</sup>

<sup>a</sup>Shenzhen Technology University, Shenzhen, 518118, Guangdong, China

<sup>b</sup>Georgia Institute of Technology, Atlanta, 30332, GA, USA

<sup>c</sup>Carnegie Mellon University, Pittsburgh, 15213, PA, USA

<sup>d</sup>Institute of Artificial Intelligence, China Telecom, Beijing, 100027, China

## ARTICLE INFO

### Keywords:

Facial Expression Recognition  
Emotion Recognition  
Semi-supervised Learning

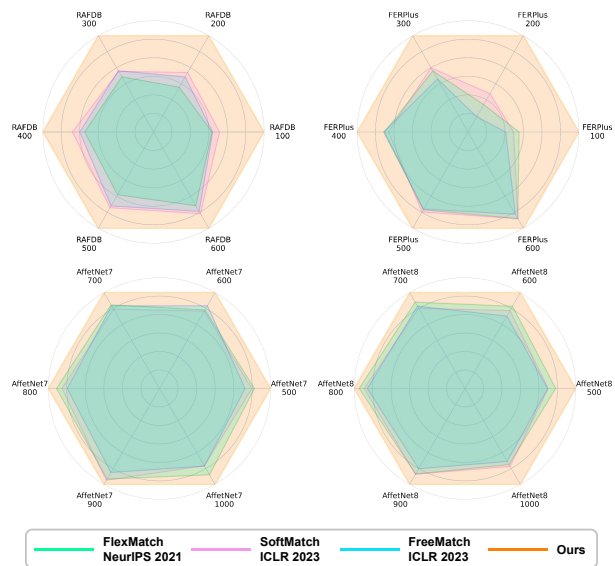
## ABSTRACT

Semi-supervised learning has emerged as a promising approach to tackle the challenge of label scarcity in facial expression recognition (FER) task. However, current state-of-the-art methods primarily focus on one side of the coin, i.e., generating high-quality pseudo-labels, while overlooking the other side: enhancing expression-relevant representations. In this paper, we unveil both sides of the coin by proposing a unified framework termed hierarchical dEcoupling And Fusing (LEAF) to coordinate expression-relevant representations and pseudo-labels for semi-supervised FER. LEAF introduces a hierarchical expression-aware aggregation strategy that operates at three levels: semantic, instance, and category. (1) At the semantic and instance levels, LEAF decouples representations into expression-agnostic and expression-relevant components, and adaptively fuses them using learnable gating weights. (2) At the category level, LEAF assigns ambiguous pseudo-labels by decoupling predictions into positive and negative parts, and employs a consistency loss to ensure agreement between two augmented views of the same image. Extensive experiments on benchmark datasets demonstrate that by unveiling and harmonizing both sides of the coin, LEAF outperforms state-of-the-art semi-supervised FER methods, effectively leveraging both labeled and unlabeled data. Moreover, the proposed expression-aware aggregation strategy can be seamlessly integrated into existing semi-supervised frameworks, leading to significant performance gains. Our code is available at <https://github.com/zfkar1/LEAF>.

## 1. Introduction

Facial expressions are a critical component of human communication, serving as a primary means of conveying emotions. With the increasing influence of artificial intelligence-generated content, facial expression recognition (FER) has gained significant attention in recent years, finding applications in various domains such as human-machine interaction Shibata, Yoshida, and Yamato (1997); Sun, Pei, Zhang, Li, and Tao (2019); Erol, Majumdar, Benavidez, Rad, Choo, and Jamshidi (2019) and the development of digital humans Volonte, Wang, Ebrahimi, Hsu, Liu, Wong, and Babu (2021); Loveys, Sagar, Zhang, Fricchione, and Broadbent (2021). However, accurately detecting and interpreting facial expressions, particularly in supervised settings, presents substantial challenges for emotion recognition systems.

The main obstacle in FER stems from the difficulty in obtaining a large volume of labeled facial expression data. This challenge is compounded by high inter-class similarities and the potential for errors, even among well-trained annotators. Consequently, FER under label scarcity has emerged as a practical yet under-explored problem. While most existing FER approaches Li, Deng, and Du (2017); Li, Wang, Ding, Yang, and Gao (2021); She, Hu, Shi, Wang, Shen, and



**Figure 1:** Our LEAF consistently outperforms state-of-the-art semi-supervised FER approaches across different settings.

Mei (2021); Xue, Wang, and Guo (2021) exhibit a data-hungry nature, heavily relying on extensive labeled data, there is a pressing need for a semi-supervised FER approach Grandvalet and Bengio (2004); Rosenberg, Hebert, and Schneiderman (2005); Hadsell, Chopra, and LeCun (2006); Song, Yu, Zeng, Chang, Savva, and Funkhouser (2017) that can effectively utilize a small amount of labeled

\*Corresponding authors.

✉ zfkar11998@gmail.com (Fan Zhang); pengxiaojiang@sztu.edu.cn (Xiaojiang Peng)

<sup>1</sup>Equal contributions.

data in conjunction with a large amount of unlabeled data to recognize facial expressions accurately.

Recent progress in semi-supervised FER methods Li, Wang, Yang, Wang, and Gao (2022); Florea, Badea, Florea, Racoviteanu, and Vertan (2020) and semi-supervised image classification approaches Sohn, Berthelot, Carlini, Zhang, Zhang, Raffel, Cubuk, Kurakin, and Li (2020); Zhang, Wang, Hou, Wu, Wang, Okumura, and Shinozaki (2021); Wang, Chen, Heng, Hou, Fan, Wu, Wang, Savvides, Shinozaki, Raj et al. (2022); Chen, Tao, Fan, Wang, Wang, Schiele, Xie, Raj, and Savvides (2023) has primarily focused on one side of the coin: enhancing the quality or quantity of pseudo-labels. These methods aim to generate accurate and diverse pseudo-labels for unlabeled data, which can then be used to train the model in a supervised manner. However, they often overlook the other side of the coin: the potential improvement in representation quality stemming from the inherent minor inter-class differences in FER. Learning expression-relevant representations is crucial, as the differences between various facial expressions can be subtle. The model must be capable of capturing these nuances to accurately classify emotions. By focusing solely on pseudo-labels, existing methods Song et al. (2017); Hadsell et al. (2006) may fail to learn discriminative representations that can effectively distinguish between different expressions.

In this paper, we propose a new data-efficient framework called *hierarchical dEcoupling And Fusing* (LEAF) to address both sides of the same coin in semi-supervised FER. LEAF aims to improve the quality of representations as well as the quality and quantity of pseudo-labels from a hierarchical perspective. The core of LEAF lies in gradually teaching the network to distinguish facial expression representations and pseudo-labels into expression-agnostic and expression-relevant parts through decoupling strategies at different levels. The decoupled representations and pseudo-labels are then fused by automatically assigning different weights to them, enabling the model to focus on the parts more relevant to facial expressions, thereby achieving better recognition performance.

Specifically, LEAF introduces three levels of *dEcoupling And Fusing* (EAF) strategy. At the semantic and instance levels, the EAF strategy draws inspiration from the Mixture-of-Experts (MoE) technique Eigen, Ranzato, and Sutskever (2013); Shazeer, Mirhoseini, Maziarz, Davis, Le, Hinton, and Dean (2017); Fedus, Zoph, and Shazeer (2022), allowing individual experts to learn and handle their respective specialized representations (i.e., expression-agnostic and expression-relevant parts). These representations are then automatically weighted and fused through a learnable gating network. At the category level, inspired by existing metric learning works Liu, Wen, Yu, Li, Raj, and Song (2017); Sun, Cheng, Zhang, Zhang, Zheng, Wang, and Wei (2020); Wang, Cheng, Liu, and Liu (2018a); Wang, Wang, Zhou, Ji, Gong, Zhou, Li, and Liu (2018b); Qiao, Wei, Wang, Wang, Song, Xu, Ji, Liu, and Chen (2023), an ambiguous consistency loss is designed to minimize the distance between the prediction distributions obtained in two forward processes.

Unlike traditional deterministic consistency losses, LEAF assigns several candidate pseudo-labels to each unlabeled sample, ambiguously labeling them as positive (expression-relevant) or negative (expression-agnostic). A margin is used to control the distance between the positive and negative categories, enhancing the consistency between the distributions.

By simultaneously addressing both sides of the coin, LEAF aims to learn a unified and coordinated representation space that captures the subtle differences between facial expressions while generating accurate and diverse pseudo-labels. This approach not only improves the quality of representations but also ensures that the pseudo-labels are consistent with the underlying expression-relevant information. Consequently, LEAF can effectively leverage both labeled and unlabeled data to enhance the performance of semi-supervised FER. The effectiveness of LEAF is demonstrated through extensive experiments on several public and widely-used benchmark datasets, as shown in Fig. 1. Furthermore, as a plug-and-play module, the proposed EAF strategies are adaptive to other existing methods, showing improved performance when integrated.

The main contributions of this paper can be summarized as following three points:

- We explore a practical yet rarely investigated problem of FER under label scarcity and identify the shortcomings of existing semi-supervised approaches, which focus only on improving the quality or quantity of pseudo-labels while overlooking the enhancement of representation quality.
- We propose a semi-supervised FER framework LEAF that automatically distinguishes between expression-agnostic and expression-relevant representations and pseudo-labels, and assigns them different weights in a hierarchical decoupling and fusing manner, effectively addressing both sides of the same coin in semi-supervised FER.
- Extensive experiments on several benchmark datasets demonstrate that LEAF consistently outperforms a series of state-of-the-art approaches, and the proposed EAF strategies can be integrated into existing methods to boost performance.

## 2. Related Work

### 2.1. Facial Expression Recognition

There have been numerous approaches proposed for FER, which can be classified into two primary research categories: methods based on handcrafted features Hu, Zeng, Yin, Wei, Zhou, and Huang (2008); Luo, Wu, and Zhang (2013); Pietikäinen, Hadid, Zhao, and Ahonen (2011) and those based on deep learning techniques Li et al. (2017, 2021); She et al. (2021); Xue et al. (2021). In traditional research, the emphasis is on extracting texture information from datasets obtained in controlled laboratory settings,

such as CK+ Lucey, Cohn, Kanade, Saragih, Ambadar, and Matthews (2010) and Oulu-CASIA Zhao, Huang, Taini, Li, and Pietikäinen (2011). With the advent of large-scale unconstrained FER datasets Barsoum, Zhang, Ferrer, and Zhang (2016); Li et al. (2017); Mollahosseini, Hasani, and Mahoor (2017), deep facial expression recognition (DFER) algorithms have emerged, aiming to create effective neural networks or loss functions that can deliver superior performance. For instance, Zhang et al. Zhang, Li, Liu, Deng et al. (2024) propose re-balanced attention maps and re-balanced smooth labels to mine extra knowledge from both major and minor classes for imbalanced FER. Wu et al. Wu and Cui (2023) leverage facial landmarks to mitigate the impact of label noise in FER. Chen et al. Chen, Wen, Yang, Li, Chen, and Wang (2024) propose to transfer knowledge from static images to unlabeled frames of dynamic videos. Moreover, recent progress in FER lies in human prior-based network Xie, Hu, and Chen (2020); Wang, Xue, Lu, and Yan (2021); Li, Lu, Chen, Zhang, Li, Lu, and Zhang (2021); Gu, Yan, Zhang, Wang, Ji, and Ren (2022); Li, Li, Wang, Huang, Liu, and Liao (2023); Cai, Zhao, Yi, Yu, Duan, Pan, and Liu (2024), self-supervised learning techniques Liu, Jiang, Li, Guo, Jiang, and Ren (2022); Zhang, Jia, Wang, Che, and Sun (2024), and cross-modal prompts Zhou, Huang, Zhang, and Xu (2024).

However, most of the existing FER methods are data-hungry. Although several semi-supervised FER approaches Li et al. (2022); Florea et al. (2020) have been proposed to explore recognizing facial expressions under label scarcity and make some progress, they only concentrate on enhancing the quality or quantity of pseudo-labels, while ignoring that the representations of facial expressions can also be improved.

## 2.2. Semi-Supervised Learning

In recent years, there has been notable progress in applying semi-supervised learning methods to tackle challenging problems Sohn et al. (2020); Zhang et al. (2021). These methods utilize various techniques such as consistency regularization Sajjadi, Javanmardi, and Tasdizen (2016); Xie, Dai, Hovy, Luong, and Le (2020), entropy minimization Grandvalet and Bengio (2004); Lee et al. (2013), and traditional regularization Berthelot, Carlini, Goodfellow, Papernot, Oliver, and Raffel (2019) to make effective use of unlabeled data. Among them, pseudo-labeling has emerged as a pioneering semi-supervised learning technique for obtaining hard labels from model predictions. Notably, threshold-based pseudo-labeling approaches have been employed to select unlabeled samples with high-confidence predictions. For instance, some methods Sohn et al. (2020); Xie et al. (2020) employ a fixed threshold to obtain pseudo-labels and incorporate both weak and strong augmentations to enforce consistency regularization. Other methods Zhang et al. (2021); Xu, Shang, Ye, Qian, Li, Sun, Li, and Jin (2021) explore dynamic threshold strategies to adaptively determine which samples to assign pseudo-labels.

However, almost all the threshold-based pseudo-labeling methods inevitably result in some low-confidence samples not being fully utilized. To this end, LEAF employs EAF at the category level through an ambiguous pseudo-label selecting strategy to make full use of all the unlabeled data for consistency regularization.

## 3. Problem Definition

Facial expression recognition (FER) aims to classify human facial expressions into discrete categories. In real-world scenarios, labeled facial expression data is often scarce, while unlabeled data is abundant. Semi-supervised learning (SSL) methods leverage both labeled and unlabeled data to improve FER performance. Given an FER dataset  $\mathcal{D} = \mathcal{D}^l \cup \mathcal{D}^u$ , where  $\mathcal{D}^l = \{(x_i^l, y_i)\}_{i=1}^{N_l}$  and  $\mathcal{D}^u = \{(x_i^u)\}_{i=1}^{N_u}$  denote the labeled and unlabeled samples, respectively, the goal of semi-supervised FER is to learn the parameters  $\theta$  of a model  $F(x; \theta)$  by optimizing a loss function that combines supervised and unsupervised terms:

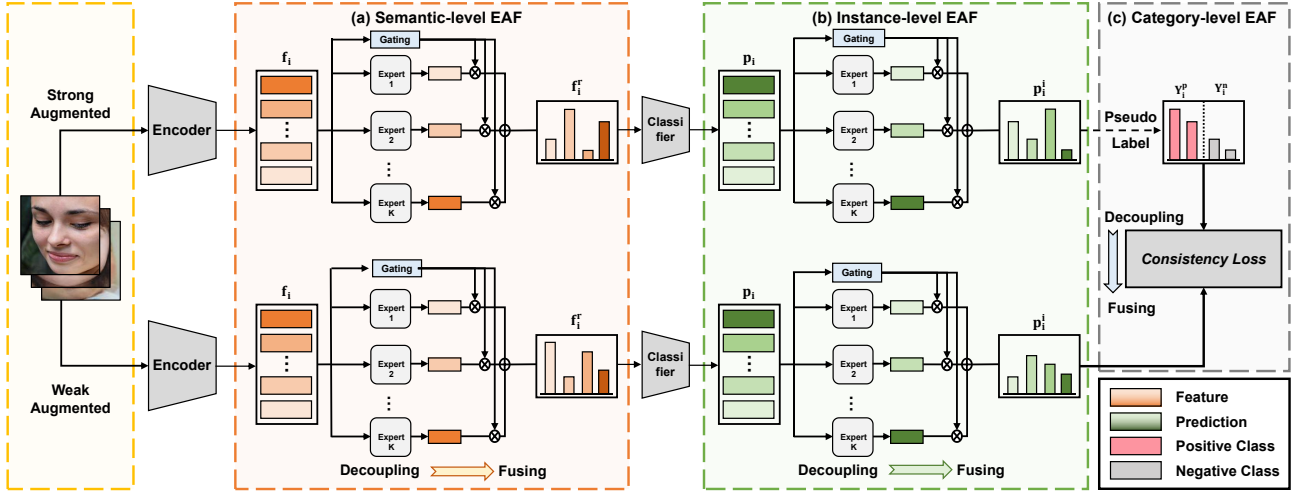
$$\mathcal{L} = \frac{1}{N_l} \sum_{i=1}^{N_l} \mathcal{L}^s(F(x_i^l; \theta), y_i) + \frac{\lambda}{N_u} \sum_{i=1}^{N_u} \mathcal{L}^u(F(x_i^u; \theta), \bar{y}_i), \quad (1)$$

where  $\mathcal{L}^s$  and  $\mathcal{L}^u$  represent the supervised classification loss and unsupervised consistency loss, respectively, and  $\lambda$  is a regularization coefficient to balance the two terms. Equation 1 encapsulates the core idea of semi-supervised learning: utilizing both labeled and unlabeled data to enhance model performance. The supervised loss  $\mathcal{L}^s$  ensures that the model learns from the annotated samples, while the unsupervised consistency loss  $\mathcal{L}^u$  encourages consistent predictions for unlabeled samples under different augmentations.

The state-of-the-art SSL approaches for FER Li et al. (2022); Sohn et al. (2020); Zhang et al. (2021); Chen et al. (2023); Wang et al. (2022) typically formulate the supervised loss as the cross-entropy loss between the model prediction  $p_i$  and the label  $y_i$ , and the unsupervised loss as the consistency loss between the model prediction  $p_i$  and the pseudo-label  $\bar{y}_i$ . However, these methods suffer from two main limitations Sohn et al. (2020); Zhang et al. (2021); Li et al. (2022); Florea et al. (2020): (1) **Equal treatment of representations**: Existing methods fail to consider the varying discriminative power of different facial expression representations, treating all representations equally. This approach overlooks the fact that some representations may provide more valuable information for accurate recognition than others. (2) **Inappropriate pseudo-labeling**: The assignment of hard pseudo-labels to unlabeled samples can be problematic, especially when labeled data is scarce. The limited availability of labeled data hinders the model's ability to make accurate predictions, leading to potentially unreliable pseudo-labels.

## 4. LEAF Framework

Our strategy, illustrated in Fig. 2, involves implementing the EAF strategy at three distinct levels. First, augmented



**Figure 2:** An overview of LEAF. The weak and strong augmented views of facial expressions are first mapped into the embedding space through a shared encoder. Then we conduct the semantic-level EAF and the instance-level EAF before and after the classifier to reorganize weights for expression-relevant and expression-agnostic representations, respectively. After getting the predictions, we adopt the category-level EAF to generate ambiguous pseudo-labels for consistency regularization.

views of samples are encoded into deep features. (1) At the semantic level, these features are distributed among various experts and fused by a gating network before reaching the classifier (Sec. 4.1). (2) Next, at the instance level, predictions from the classifier are decoupled by additional experts and fused through another gating network (Sec. 4.2). (3) Finally, at the category level, pseudo-labels are assigned to predictions, and consistency between the two forward distributions is enhanced (Sec. 4.3). Notably, the pseudo-labels are dynamic, decoupled into positive and negative labels, and fused during consistency regularization. The following sections provide detailed explanations of each component.

#### 4.1. Semantic-level Decoupling and Fusing

The semantic-level strategy, depicted in Fig. 2 (a), assumes that encoded deep features capture rich geometric or texture information. However, we argue that this information redundancy may hinder fine-grained expression recognition, as not all details contribute equally to the performance of final predictions. Inspired by the powerful Mixture-of-Experts (MoE) technique Eigen et al. (2013); Shazeer et al. (2017); Fedus et al. (2022), we propose decoupling these features, allowing the network to autonomously determine the usefulness of each feature for expression recognition. As a result, the network learns to assign greater weights to more impactful features.

Specifically, at the semantic level, the deep features  $f_i$  are dispatched to several experts and fused by an additional gating network. The output of the semantic-level EAF can be formulated as:

$$f_i^r = \sum_{j=1}^n G(f_i) \cdot E_j(f_i), \quad (2)$$

where  $n$  refers to the number of experts  $E_j$  involved in processing the representations of expression information.

The gating network  $G(\cdot)$  is a feed-forward network (FFN) with learnable weights  $w^r$ . Additionally, we design three types of experts, whose structures are shown in Fig. 3. The performance of different experts will be further discussed in Sec. 5.5.1.

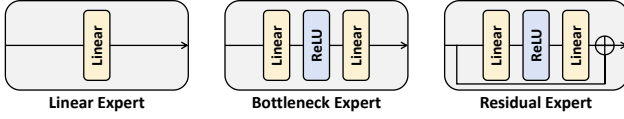
The gating network plays a crucial role in this process by learning to assign appropriate weights to the outputs of each expert. The use of a trainable FFN as the gating network provides the flexibility to learn complex mappings between the input features and the expert weights, allowing our model to dynamically adapt the fusion strategy based on the characteristics of the input data, enabling more effective utilization of the available information.

To direct experts' attention towards expression-relevant features, we aim to limit the number of experts with non-zero weights, specifically for handling expression-relevant features in distinct scenarios. The weights of the remaining experts are omitted in the calculation process. We achieve this by sampling the top  $K$  outputs of the experts and aggregating them through gating:

$$G(f_i) = \delta(\text{Top}K(\sigma(w^r \cdot f_i))), \quad (3)$$

where  $\delta$  and  $\sigma$  denote softmax activation and softplus activation, respectively. For experts whose outputs are not within the  $\text{Top}K$  values, their representation values are set to  $-\infty$ . These values will become zero after applying the softmax function.

This top- $K$  gating mechanism is a key innovation that enables our model to focus on the most relevant experts for each input sample. By dynamically selecting the top  $K$  experts based on their activation values, we ensure that only the most informative features are used for the final prediction. This contrasts with traditional approaches that either use all experts equally or rely on fixed, hand-crafted rules for expert selection.



**Figure 3:** The detailed structure of linear expert, bottleneck expert, and residual expert.

## 4.2. Instance-level Decoupling and Fusing

Building upon the semantic-level strategy, we employ a classifier  $C(\cdot)$  to project the deep features into a low-dimensional space, yielding the final predictions  $p_i = C(f_i')$ . We argue that the high inter-class similarity characteristic of facial expressions persists not only in the high-dimensional feature space but also in the low-dimensional category distribution space (Fig. 2 (b)). Therefore, extending the EAF strategy to the instance level, as defined in Eqn. 4, is expected to enhance recognition performance.

$$p_i^j = \sum_{j=1}^n G(p_i) \cdot E_j(p_i). \quad (4)$$

Similarly, the gating network can be described as:

$$G(p_i) = \delta(\text{TopK}(\sigma(w^j \cdot p_i))). \quad (5)$$

It is worth noting that the gating networks  $G(\cdot)$  of the semantic-level and instance-level share the same architecture but have different parameters. The weights  $w^r$  and  $w^i$  are distinct and can be simultaneously optimized during the learning process.

By applying the EAF strategy at the instance level, our approach enables the model to leverage the complementary information captured by different experts to improve the final predictions. The gating network learns to assign appropriate weights to the outputs of each expert, effectively combining their predictions based on their relative importance for each input instance.

The use of top- $K$  gating at the instance level serves a similar purpose as in the semantic level, encouraging the model to focus on the most relevant experts for each input sample. This helps to mitigate the impact of noisy or ambiguous predictions that may arise due to the high inter-class similarity of facial expressions. Another key advantage of the instance-level EAF strategy is that it allows the model to adaptively refine the predictions based on the specific characteristics of each input sample. By learning to assign different weights to the experts for different instances, our approach can effectively capture the subtle variations in facial expressions that may be crucial for accurate recognition.

## 4.3. Category-level Decoupling and Fusing

Several approaches Sohn et al. (2020); Xie et al. (2020); Zhang et al. (2021); Xu et al. (2021) assign hard pseudo-labels to unlabeled data, aiming to convert unsupervised learning scenarios into supervised ones. However, most

of these methods employ a threshold to filter out low-confidence pseudo-labels, utilizing only a portion of unlabeled samples while discarding the rest. Moreover, considering the subtle inter-class differences in FER, fixed pseudo-labels may encounter challenges such as incorrect assignments and discarding useful information from highly similar negative classes.

To address these challenges, we introduce the EAF strategy at the category level, as shown in Fig. 2 (c). This involves decoupling the probability distribution of expression categories into positive and negative classes and subsequently fusing them for consistency regularization. First, we employ the softmax function to convert the prediction of a strong augmented sample  $p_i^j$  into a soft label distribution  $y_i$ . Assuming there are  $k$  classes in total, we decouple these label distributions and maintain a positive set  $Y_{sa}^p$  and a negative set  $Y_{sa}^n$  for each strong augmented sample:

$$Y_{sa}^p = \{y_{sa}^1, y_{sa}^2, \dots, y_{sa}^m\}, \quad (6)$$

$$Y_{sa}^n = \{y_{sa}^{m+1}, y_{sa}^{m+2}, \dots, y_{sa}^k\}, \quad (7)$$

where  $m$  denotes the number of positive emotion classes, and the remaining ones are considered as negative classes. Note that the positive and negative emotion classes here are not pre-defined knowledge in affective computing. Instead, we use the cumulative probability of the sorted prediction to determine the value of  $m$ :

$$\sum_{j=1}^m \psi(y_{sa}^j) \geq T, \quad (8)$$

where  $\psi$  denotes the sort process, and  $T$  is a threshold set to 0.9 empirically. Inspired by metric learning works Liu et al. (2017); Sun et al. (2020); Wang et al. (2018a,b); Qiao et al. (2023), we force the prediction of weak augmented sample to be consistent with the above partition of the strong augmented sample with a learning objective as:

$$\min(Y_{wa}^p) - \max(Y_{wa}^n) > \epsilon \geq 0, \quad (9)$$

where  $\epsilon \geq 0$  is a margin to control the distance between the two sets, and we set  $\epsilon = 0$  by default. Eqn. 9 ensures all the candidate labels in the positive set have higher scores than the others in the negative set. Next, we fuse these label distributions by taking the negative form of Eqn. 9 as the loss function:

$$\mathcal{L}^U = \eta(\max(Y_{wa}^n) - \min(Y_{wa}^p)), \quad (10)$$

where  $\eta$  denotes the *ReLU* activation.

However, the *max* and *min* functions are non-differentiable, so we approximate them into differentiable formats:

$$\min(Y_{wa}^p) \approx -\log\left(\sum_{i=1}^m e^{-y^i}\right), \quad (11)$$

$$\max(Y_{wa}^n) \approx \log\left(\sum_{j=m+1}^k e^{y^j}\right), \quad (12)$$

**Algorithm 1** Training Algorithm of LEAF

---

**Require:** Labeled dataset  $\mathcal{D}^l$ , unlabeled dataset  $\mathcal{D}^u$ , number of training epochs  $E$

**Ensure:** Learned model parameters  $\theta$

- 1: Initialize the model parameters  $\theta$
- 2: **for**  $e = 1$  to  $E$  **do**
- 3:   **repeat**
- 4:     Sample mini-batch of labeled data  $\{(x_i^l, y_i)\}$  from  $\mathcal{D}^l$
- 5:     Sample mini-batch of unlabeled data  $\{x_i^u\}$  from  $\mathcal{D}^u$
- 6:     **for** each labeled sample  $(x_i^l, y_i)$  **do**
- 7:       Compute semantic-level features  $f_i^l$  using the model  $F(\theta)$
- 8:       Apply semantic-level EAF to obtain fused features  $f_i^{lr}$  (Eqn. 2)
- 9:       Compute instance-level predictions  $p_i^l$  using the classifier  $C$
- 10:       Apply instance-level EAF to obtain fused predictions  $p_i^{li}$  (Eqn. 4)
- 11:       Compute supervised loss  $\mathcal{L}_i^s$  using  $p_i^{li}$  and  $y_i$
- 12:     **end for**
- 13:     **for** each unlabeled sample  $x_i^u$  **do**
- 14:       Compute semantic-level features  $f_i^u$  using the model  $F(\theta)$
- 15:       Apply semantic-level EAF to obtain fused features  $f_i^{ur}$  (Eqn. 2)
- 16:       Compute instance-level predictions  $p_i^u$  using the classifier  $C$
- 17:       Apply instance-level EAF to obtain fused predictions  $p_i^{ui}$  (Eqn. 4)
- 18:       Apply category-level EAF to obtain positive and negative sets  $Y_i^p, Y_i^n$
- 19:       Compute consistency loss  $\mathcal{L}_i^u$  using  $Y_i^p, Y_i^n$  (Eqn. 14)
- 20:     **end for**
- 21:     Compute total loss  $\mathcal{L} = \frac{1}{N_l} \sum_i \mathcal{L}_i^s + \frac{\lambda}{N_u} \sum_i \mathcal{L}_i^u$
- 22:     Update model parameters  $\theta$  by minimizing  $\mathcal{L}$
- 23:   **until** end of epoch
- 24: **end for**

---

$$\eta(Y) = \max(Y, 0) \approx \log(1 + e^Y). \quad (13)$$

Based on these approximations, the overall consistency regularization loss is converted to:

$$\begin{aligned} \mathcal{L}^U &= \max(\max(Y_{wa}^n) - \min(Y_{wa}^p), 0) \\ &= \log(1 + e^{\max(Y_{wa}^n) - \min(Y_{wa}^p)}) \\ &= \log(1 + e^{\log(\sum_{i=1}^m e^{-y^i}) + \log(\sum_{j=m+1}^k e^{y^j})}) \\ &= \log(1 + \sum_{i \in Y_{wa}^p} e^{-y^i} \times \sum_{j \in Y_{wa}^n} e^{y^j}). \end{aligned} \quad (14)$$

The step-by-step training algorithm of LEAF is listed in Alg. 1.

## 5. Experiments

### 5.1. Datasets and Evaluation Metrics

We conduct extensive experiments on several widely used benchmark datasets that vary in granularity and size. **RAFDB** Li et al. (2017) consists of facial images from seven distinct expressions. It is divided into a training set containing 12,271 images and a testing set with 3,068 images. **FERPlus** Barsoum et al. (2016) comprises eight facial expressions, with a total of 24,941 training images, 3,589 validation images, and 3,589 test images. **AffectNet** Mollahosseini et al. (2017) is a large-scale dataset containing 286,564 training images and 4,000 test images, all manually annotated with eight expression labels. We consider two versions of AffectNet: **AffectNet7** and **AffectNet8**. AffectNet7 excludes the expression category of contempt, which consists of 3,667 training images and 500 test images.

Considering the imbalanced nature of the datasets, we argue that balanced accuracy is a more appropriate evaluation metric for the FER task than overall accuracy. Balanced accuracy takes into account the successful recognition of both major and minor classes Zhang et al. (2024), providing a more comprehensive assessment of the model's performance. Unless otherwise specified, all reported results in this paper are based on balanced accuracy.

### 5.2. Implementation Details

We implement our proposed LEAF using the PyTorch framework and conduct all experiments on NVIDIA Tesla A100 GPUs. The facial images are aligned and resized to  $224 \times 224$  pixels. We employ the Adam optimizer with a learning rate of  $5e-4$ , a batch size of 64, and train the models for 20 epochs. For a fair comparison, we select ResNet-18 He, Zhang, Ren, and Sun (2016) pre-trained on MS-Celeb-1M Guo, Zhang, Hu, He, and Gao (2016) as the backbone network for all baselines and our proposed method. The hyperparameters of each baseline are set according to their respective papers, and we extend these methods to the FER domain. It is important to note that we do not compare our LEAF with fully supervised FER methods, as these approaches require large amounts of labeled data and are unable to utilize unlabeled facial expression samples to improve recognition performance.

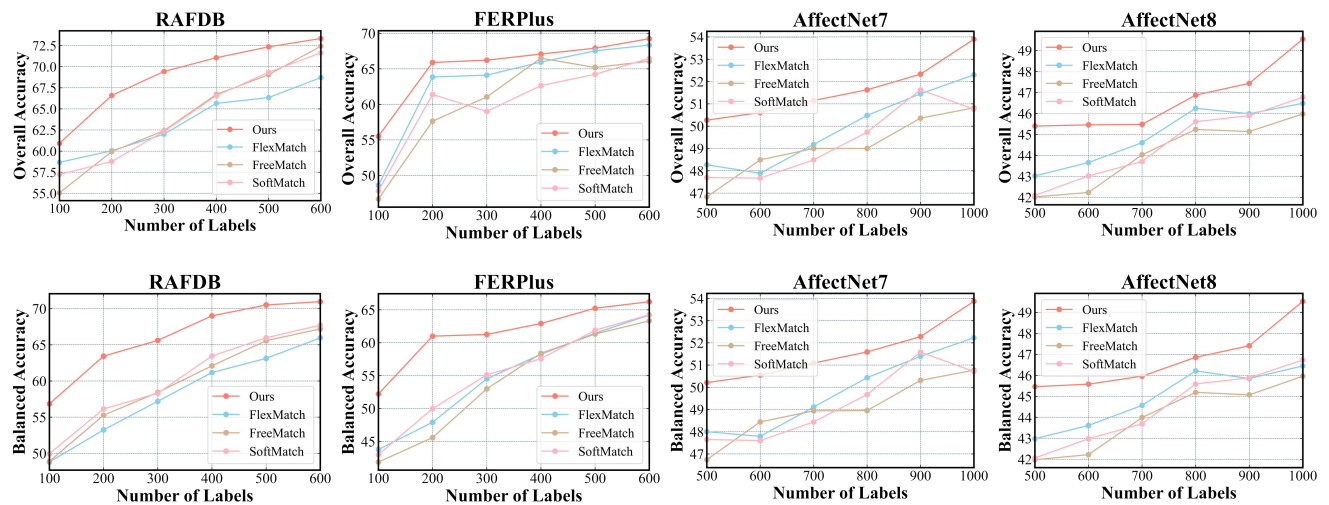
### 5.3. Quantitative Comparison

Tab. 1 presents a comprehensive quantitative comparison of our proposed LEAF with state-of-the-art semi-supervised learning methods on four widely used FER benchmark datasets. From these results, we can draw several key observations. **Firstly**, it is evident that semi-supervised FER methods, such as AdaCM Li et al. (2022), LION Du et al. (2023), and our LEAF, outperform semi-supervised image classification methods in most cases. This can be attributed to the fact that these FER-specific approaches address the unique challenges of subtle inter-class differences among facial expressions. By effectively utilizing unlabeled data through techniques like contrastive learning for low-confidence samples and hierarchical integration of EAF

**Table 1**

Comparison with state-of-the-art methods with varying numbers of labels on four benchmark datasets. The best results are shown in **boldface** and the second best results are underlined.

Dataset	RAFDB			FERPlus			AffectNet7			AffectNet8		
Label	100	200	400	100	200	400	500	1000	2000	500	1000	2000
Pi Model Laine and Aila (2016)	43.39	52.92	60.29	42.62	48.18	58.06	44.76	50.34	53.26	39.71	44.26	46.88
Pseudo-Label Lee et al. (2013)	44.36	52.04	59.61	39.75	48.03	55.19	44.85	48.28	52.28	40.70	43.03	47.49
VAT Miyato, Maeda, Koyama, and Ishii (2018)	33.28	48.21	57.14	40.07	48.40	51.95	43.46	47.68	51.79	38.02	43.13	47.54
UDA Xie et al. (2020)	49.22	59.96	65.80	44.36	52.48	62.80	47.69	51.49	55.48	42.74	46.38	48.73
MeanTeacher Tarvainen and Valpola (2017)	39.50	52.26	62.71	37.86	47.43	58.40	46.98	50.47	54.09	41.76	45.87	49.57
MixMatch Berthelot et al. (2019)	40.40	54.77	62.62	43.72	51.06	56.64	45.20	49.12	53.82	41.12	44.07	49.05
ReMixMatch Berthelot, Carlini, Cubuk, Kurakin, Sohn, Zhang, and Raffel (2019)	39.52	54.22	60.93	40.63	48.30	58.15	43.63	50.80	54.02	42.66	45.34	50.17
FixMatch Sohn et al. (2020)	48.13	60.23	65.04	48.05	52.77	60.38	47.83	51.39	54.75	42.69	46.04	49.50
DeFixMatch Schmutz, Humbert, and Mattei (2022)	50.37	59.21	65.81	45.08	53.01	62.14	47.51	51.32	55.00	43.28	46.49	48.49
Dash Xu et al. (2021)	49.95	59.27	66.44	43.10	55.56	62.74	48.03	51.65	54.49	42.33	45.69	50.06
CoMatch Li, Xiong, and Hoi (2021)	49.09	60.81	65.18	41.24	49.32	59.74	47.97	51.88	55.07	43.94	46.47	49.03
SimMatch Zheng, You, Huang, Wang, Qian, and Xu (2022)	50.47	58.56	66.83	45.93	49.07	60.61	48.06	52.04	56.09	43.71	47.40	50.38
AdaMatch Berthelot, Roelofs, Sohn, Carlini, and Kurakin (2021)	48.35	57.10	63.61	43.87	50.48	59.92	47.03	51.13	54.23	41.69	45.43	49.12
FlexMatch Zhang et al. (2021)	48.79	53.24	61.16	43.75	47.90	58.23	48.00	52.23	54.76	42.98	46.45	49.02
FreeMatch Wang et al. (2022)	48.89	55.26	62.09	41.85	45.57	58.39	46.74	50.77	54.46	41.98	45.96	49.44
SoftMatch Chen et al. (2023)	49.95	56.13	63.45	42.97	49.97	57.58	47.65	50.71	54.56	42.06	46.73	49.26
AdaCM Li et al. (2022)	<u>56.15</u>	<u>62.82</u>	<u>67.52</u>	<u>52.11</u>	<u>58.94</u>	<u>60.12</u>	47.78	52.94	56.00	<u>44.29</u>	<u>46.05</u>	<u>51.24</u>
LION Du, Jiang, Wang, Zhou, Wu, Zhou, and Wang (2023)	56.08	61.81	67.49	49.87	58.77	<b>65.27</b>	47.96	<u>53.13</u>	<u>56.67</u>	43.99	<u>48.07</u>	<u>51.48</u>
LEAF	<b>56.83</b>	<b>63.43</b>	<b>69.00</b>	<b>52.20</b>	<b>61.00</b>	<u>62.92</u>	<b>50.21</b>	<b>53.87</b>	<b>56.84</b>	<b>45.37</b>	<b>49.53</b>	<b>52.34</b>



**Figure 4:** Performance comparison about overall accuracy and balanced accuracy with respect to different numbers of labels.

modules, these methods can extract more discriminative representations and improve overall performance. **Secondly**, we observe that the recognition of seven emotions generally yields better results compared to the recognition of eight emotions in the semi-supervised setting. This can be explained by the subtle distinction between the newly added emotion of contempt and the existing basic emotions of anger and disgust. Distinguishing between these emotions when limited labeled data is available poses a significant challenge, as the nuances can be difficult to capture without sufficient training examples. **Finally**, and most importantly, our proposed LEAF consistently outperforms all other approaches across various settings on the four benchmark datasets. This impressive performance can be attributed to several key components of our method. The semantic-level and instance-level EAF modules play a crucial role in extracting expression-relevant representations, while the category-level EAF strategy enables the assignment of proper pseudo-labels to ambiguous samples. The synergistic

combination of these modules allows LEAF to effectively leverage both labeled and unlabeled data, resulting in robust and superior performance. A more detailed analysis of each module is provided in Sec. 5.5.2.

#### 5.4. Qualitative Analysis

We conduct a qualitative analysis to gain further insights under varying degrees of label scarcity. Fig. 4 presents a visual comparison of LEAF and three state-of-the-art methods, showcasing their performance as the number of labeled samples increases. On the RAFDB and FERPlus datasets, we gradually increase the label quantity from 100 to 500. Across this range, LEAF consistently outperforms the other methods, demonstrating its ability to effectively leverage limited labeled data. The performance gap between LEAF and the competing methods remains significant even as the number of labeled samples increases, highlighting the robustness of our approach. Given the larger scale of the AffectNet

**Table 2**Ablation on the structure of experts across various scenarios. The best results are shown in **boldface**.

Dataset	RAFDB			FERPlus			AffectNet7			AffectNet8		
Label	100	200	400	100	200	400	500	1000	2000	500	1000	2000
Linear Expert	56.01	60.35	67.18	51.79	58.72	62.25	49.19	52.99	56.71	44.62	47.84	52.03
Bottleneck Expert	56.23	62.91	67.44	51.81	57.22	62.85	48.89	53.86	56.80	45.26	48.10	52.27
Residual Expert	<b>56.83</b>	<b>63.43</b>	<b>69.00</b>	<b>52.20</b>	<b>61.00</b>	<b>62.92</b>	<b>50.21</b>	<b>53.87</b>	<b>56.84</b>	<b>45.37</b>	<b>49.53</b>	<b>52.34</b>

**Table 3**Ablation on proposed components on AffectNet7 with different settings. The best results are shown in **boldface**.

Model Variants	LEAF			Consistency Loss		Overall Accuracy		Balanced Accuracy	
	S-level	I-level	C-level	Ambiguous	CE	500 Labels	1000 Labels	500 Labels	1000 Labels
LEAF w/o S-EAF		✓	✓	✓		49.76	53.53	49.71	53.51
LEAF w/o I-EAF	✓		✓	✓		48.82	52.36	48.76	52.33
LEAF w/o C-EAF	✓	✓				46.53	50.94	46.47	50.90
LEAF w $\mathcal{L}^{CE}$	✓	✓	✓		✓	49.27	52.60	49.21	52.58
LEAF (Full Model)	✓	✓	✓	✓		<b>50.27</b>	<b>53.90</b>	<b>50.21</b>	<b>53.87</b>

dataset, we evaluate the methods with label quantities ranging from 500 to 1000 on both AffectNet7 and AffectNet8. The results on these datasets are consistent with our observations on RAFDB and FERPlus, with LEAF maintaining its superior performance across the entire range of label quantities. Notably, the balanced accuracy of LEAF exhibits stable improvements over the other methods, indicating its effectiveness in handling class imbalance. The qualitative analysis in Fig. 4 provides a clear visual representation of the superiority of LEAF compared to state-of-the-art methods. As the number of labeled samples increases, all methods show improved performance, which is expected given the increased availability of annotated data. However, LEAF consistently maintains a clear advantage over the competing methods across all datasets and label quantities. This can be attributed to our approach’s ability to effectively utilize unlabeled samples through the proposed EAF modules, which enable the extraction of expression-relevant representations and the assignment of accurate pseudo-labels to ambiguous samples.

## 5.5. Ablation Studies and Analysis

### 5.5.1. Impact of Expert Structure

To investigate the impact of the expert structure on the performance of LEAF, we design and evaluate three different types of experts: linear expert, bottleneck expert, and residual expert (Fig. 3). The results are presented in Tab. 2. We observe that the bottleneck expert, which introduces non-linear structures, enables the model to capture more complex facial expression representations compared to the linear expert, resulting in improved performance. Furthermore, the residual expert, which incorporates residual connections on top of the bottleneck structure, effectively mitigates the potential overfitting of similar facial expressions, leading to further performance gains. These findings are consistent across different settings on all four datasets, validating the effectiveness of the residual expert structure in LEAF.

### 5.5.2. Contribution of Proposed Components

To assess the individual contributions of the proposed components in LEAF, we conduct an ablation study by evaluating several model variants, as shown in Tab. 3. LEAF w/o S-EAF, LEAF w/o I-EAF, and LEAF w/o C-EAF denote the variants where we remove the EAF strategy at the semantic level, instance level, and category level, respectively. Additionally, LEAF w  $\mathcal{L}^{CE}$  represents the variant where we replace the proposed consistency loss with the standard cross-entropy loss. The results demonstrate that removing the EAF strategies at any level leads to a performance decline, with the category-level EAF having the most significant impact. This highlights the importance of utilizing consistency regularization with ambiguous pseudo-labels for handling ambiguous facial expressions. Moreover, by comparing the third and fourth rows of Tab. 3, we observe that the ambiguous consistency loss is more suitable for the semi-supervised FER task compared to the standard cross-entropy loss. Finally, the full model, which integrates all the proposed components, achieves the best performance across all settings.

### 5.5.3. Sensitivity to the Number of Experts

We analyze the sensitivity of LEAF to the number of experts, as shown in Fig. 6. When the number of experts is set to 1, the performance of EAF degenerates to that of a single projection network. As the number of experts increases, we observe performance improvements in most cases compared to the single expert scenario, with the exception of the specific case when the number of experts is 6 on RAFDB. The optimal results are achieved with 2 experts on RAFDB and 4 experts on FERPlus, suggesting that the choice of the number of experts may depend on the characteristics of the dataset.






Figure 5: The t-SNE visualization with 1600 labeled samples on RAFDB and FERPlus.

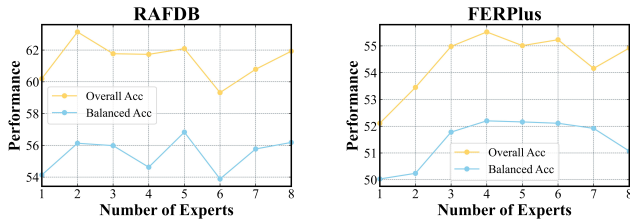


Figure 6: Sensitivity analysis of the number of experts with 100 labeled samples on RAFDB and FERPlus.

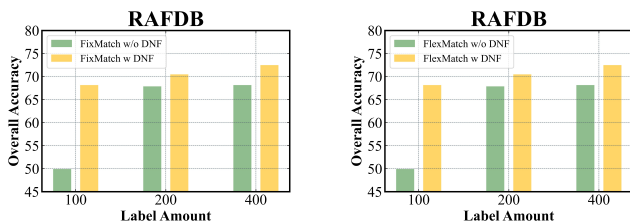


Figure 7: Performance before and after integrating our EAF strategies into other methods on RAFDB.

### 5.5.4. Integration with Other Semi-Supervised Methods

To demonstrate the flexibility and effectiveness of our proposed EAF strategies, we integrate them with two state-of-the-art semi-supervised methods, FixMatch Sohn et al. (2020) and FlexMatch Zhang et al. (2021). The results, presented in Fig. 7, show that our EAF strategies consistently bring improvements when the label quantity varies from 100 to 300. Notably, when the number of labels is extremely small (i.e., 100 labels), the EAF strategies provide even greater improvements, highlighting their effectiveness in scenarios with severely limited labeled data.

### 5.6. Visualization Analysis

To gain further insights into the learned feature representations, we perform t-SNE Van der Maaten and Hinton (2008) visualization of the features extracted from the encoder. Fig. 5 presents the visualization results, where each facial expression is represented with a different color. The visualization results demonstrate that even under label scarcity, both AdaCM Li et al. (2022) and our LEAF are able to maintain good discriminability between different expressions. This indicates that these methods are capable

of learning meaningful and separable feature representations for facial expressions, despite the limited availability of labeled data. It is important to note that AdaCM Li et al. (2022) achieves this discriminability by employing a contrastive learning objective, which aims to increase the distances between different expressions in the feature space. In contrast, our LEAF utilizes EAF strategies to focus the network's attention on expression-related information. These two distinct representation learning strategies demonstrate the effectiveness of different approaches in tackling the FER task. Upon closer inspection of the visualization results, we observe that our approach slightly outperforms AdaCM Li et al. (2022) in terms of the compactness and separability of the learned feature representations. This suggests that the hierarchical decoupling and fusing strategy employed by LEAF, along with the ambiguous pseudo-label generation strategy, enables the model to capture more discriminative and expression-relevant representations.

## 6. Conclusion

This paper investigates a rarely explored yet practical problem of FER under label scarcity and proposes a novel semi-supervised FER approach dubbed LEAF. By decoupling and fusing the features and predictions of expressions, LEAF enables the model to focus more on expression-relevant representations automatically. Moreover, LEAF introduces an ambiguous pseudo-label generation strategy to assign expression-relevant pseudo-labels to samples, further enhancing the model's ability to learn from unlabeled data. Extensive experiments on benchmark datasets demonstrate the effectiveness and robustness of our approach. The quantitative and qualitative results consistently show that LEAF outperforms state-of-the-art methods under various label scarcity scenarios, highlighting its potential for real-world applications. Looking ahead, we plan to extend our approach to more challenging scenarios, such as dynamic video-based FER and multimodal emotion recognition.

## References

- T. Shibata, M. Yoshida, J. Yamato, Artificial emotional creature for human-machine interaction, in: 1997 IEEE international conference on systems, man, and cybernetics. Computational cybernetics and simulation, volume 3, IEEE, 1997, pp. 2269–2274.

- X. Sun, Z. Pei, C. Zhang, G. Li, J. Tao, Design and analysis of a human-machine interaction system for researching human's dynamic emotion, *IEEE Transactions on Systems, Man, and Cybernetics: Systems* 51 (2019) 6111–6121.
- B. A. Erol, A. Majumdar, P. Benavidez, P. Rad, K.-K. R. Choo, M. Jamshidi, Toward artificial emotional intelligence for cooperative social human-machine interaction, *IEEE Transactions on Computational Social Systems* 7 (2019) 234–246.
- M. Volonte, C.-C. Wang, E. Ebrahimi, Y.-C. Hsu, K.-Y. Liu, S.-K. Wong, S. V. Babu, Effects of language familiarity in simulated natural dialogue with a virtual crowd of digital humans on emotion contagion in virtual reality, in: *2021 IEEE Virtual Reality and 3D User Interfaces (VR)*, IEEE, 2021, pp. 188–197.
- K. Loveys, M. Sagar, X. Zhang, G. Fricchione, E. Broadbent, Effects of emotional expressiveness of a female digital human on loneliness, stress, perceived support, and closeness across genders: randomized controlled trial, *Journal of medical Internet research* 23 (2021) e30624.
- S. Li, W. Deng, J. Du, Reliable crowdsourcing and deep locality-preserving learning for expression recognition in the wild, in: *Proceedings of the IEEE conference on computer vision and pattern recognition*, 2017, pp. 2852–2861.
- H. Li, N. Wang, X. Ding, X. Yang, X. Gao, Adaptively learning facial expression representation via cf labels and distillation, *IEEE Transactions on Image Processing* 30 (2021) 2016–2028.
- J. She, Y. Hu, H. Shi, J. Wang, Q. Shen, T. Mei, Dive into ambiguity: Latent distribution mining and pairwise uncertainty estimation for facial expression recognition, in: *Proceedings of the IEEE/CVF conference on computer vision and pattern recognition*, 2021, pp. 6248–6257.
- F. Xue, Q. Wang, G. Guo, Transfer: Learning relation-aware facial expression representations with transformers, in: *Proceedings of the IEEE/CVF International Conference on Computer Vision*, 2021, pp. 3601–3610.
- Y. Grandvalet, Y. Bengio, Semi-supervised learning by entropy minimization, *Advances in neural information processing systems* 17 (2004).
- C. Rosenberg, M. Hebert, H. Schneiderman, Semi-supervised self-training of object detection models (2005).
- R. Hadsell, S. Chopra, Y. LeCun, Dimensionality reduction by learning an invariant mapping, in: *2006 IEEE Computer Society Conference on Computer Vision and Pattern Recognition (CVPR'06)*, volume 2, IEEE, 2006, pp. 1735–1742.
- S. Song, F. Yu, A. Zeng, A. X. Chang, M. Savva, T. Funkhouser, Semantic scene completion from a single depth image, in: *Proceedings of the IEEE conference on computer vision and pattern recognition*, 2017, pp. 1746–1754.
- H. Li, N. Wang, X. Yang, X. Wang, X. Gao, Towards semi-supervised deep facial expression recognition with an adaptive confidence margin, in: *Proceedings of the IEEE/CVF conference on computer vision and pattern recognition*, 2022, pp. 4166–4175.
- C. Florea, M. Badea, L. Florea, A. Racoviteanu, C. Vertan, Margin-mix: Semi-supervised learning for face expression recognition, in: *Computer Vision—ECCV 2020: 16th European Conference, Glasgow, UK, August 23–28, 2020, Proceedings, Part XXIII* 16, Springer, 2020, pp. 1–17.
- K. Sohn, D. Berthelot, N. Carlini, Z. Zhang, H. Zhang, C. A. Raffel, E. D. Cubuk, A. Kurakin, C.-L. Li, Fixmatch: Simplifying semi-supervised learning with consistency and confidence, *Advances in neural information processing systems* 33 (2020) 596–608.
- B. Zhang, Y. Wang, W. Hou, H. Wu, J. Wang, M. Okumura, T. Shinozaki, Flexmatch: Boosting semi-supervised learning with curriculum pseudo labeling, *Advances in Neural Information Processing Systems* 34 (2021) 18408–18419.
- Y. Wang, H. Chen, Q. Heng, W. Hou, Y. Fan, Z. Wu, J. Wang, M. Savvides, T. Shinozaki, B. Raj, et al., Freematch: Self-adaptive thresholding for semi-supervised learning, *arXiv preprint arXiv:2205.07246* (2022).
- H. Chen, R. Tao, Y. Fan, Y. Wang, J. Wang, B. Schiele, X. Xie, B. Raj, M. Savvides, Softmatch: Addressing the quantity-quality trade-off in semi-supervised learning, *arXiv preprint arXiv:2301.10921* (2023).
- D. Eigen, M. Ranzato, I. Sutskever, Learning factored representations in a deep mixture of experts, *arXiv preprint arXiv:1312.4314* (2013).
- N. Shazeer, A. Mirhoseini, K. Maziarz, A. Davis, Q. Le, G. Hinton, J. Dean, Outrageously large neural networks: The sparsely-gated mixture-of-experts layer, *arXiv preprint arXiv:1701.06538* (2017).
- W. Fedus, B. Zoph, N. Shazeer, Switch transformers: Scaling to trillion parameter models with simple and efficient sparsity, *The Journal of Machine Learning Research* 23 (2022) 5232–5270.
- W. Liu, Y. Wen, Z. Yu, M. Li, B. Raj, L. Song, Sphreface: Deep hypersphere embedding for face recognition, in: *Proceedings of the IEEE conference on computer vision and pattern recognition*, 2017, pp. 212–220.
- Y. Sun, C. Cheng, Y. Zhang, C. Zhang, L. Zheng, Z. Wang, Y. Wei, Circle loss: A unified perspective of pair similarity optimization, in: *Proceedings of the IEEE/CVF conference on computer vision and pattern recognition*, 2020, pp. 6398–6407.
- F. Wang, J. Cheng, W. Liu, H. Liu, Additive margin softmax for face verification, *IEEE Signal Processing Letters* 25 (2018a) 926–930.
- H. Wang, Y. Wang, Z. Zhou, X. Ji, D. Gong, J. Zhou, Z. Li, W. Liu, Cosface: Large margin cosine loss for deep face recognition, in: *Proceedings of the IEEE conference on computer vision and pattern recognition*, 2018b, pp. 5265–5274.
- P. Qiao, Z. Wei, Y. Wang, Z. Wang, G. Song, F. Xu, X. Ji, C. Liu, J. Chen, Fuzzy positive learning for semi-supervised semantic segmentation, in: *Proceedings of the IEEE/CVF Conference on Computer Vision and Pattern Recognition*, 2023, pp. 15465–15474.
- Y. Hu, Z. Zeng, L. Yin, X. Wei, X. Zhou, T. S. Huang, Multi-view facial expression recognition, in: *2008 8th IEEE International Conference on Automatic Face & Gesture Recognition, IEEE*, 2008, pp. 1–6.
- Y. Luo, C.-m. Wu, Y. Zhang, Facial expression recognition based on fusion feature of pca and lbp with svm, *Optik-International Journal for Light and Electron Optics* 124 (2013) 2767–2770.
- M. Pietikäinen, A. Hadid, G. Zhao, T. Ahonen, *Computer vision using local binary patterns*, volume 40, Springer Science & Business Media, 2011.
- P. Lucey, J. F. Cohn, T. Kanade, J. Saragih, Z. Ambadar, I. Matthews, The extended cohn-kanade dataset (ck+): A complete dataset for action unit and emotion-specified expression, in: *2010 IEEE computer society conference on computer vision and pattern recognition-workshops, IEEE*, 2010, pp. 94–101.
- G. Zhao, X. Huang, M. Taini, S. Z. Li, M. Pietikäinen, Facial expression recognition from near-infrared videos, *Image and vision computing* 29 (2011) 607–619.
- E. Barsoum, C. Zhang, C. C. Ferrer, Z. Zhang, Training deep networks for facial expression recognition with crowd-sourced label distribution, in: *Proceedings of the 18th ACM international conference on multimodal interaction*, 2016, pp. 279–283.
- A. Mollahosseini, B. Hasani, M. H. Mahoor, Affectnet: A database for facial expression, valence, and arousal computing in the wild, *IEEE Transactions on Affective Computing* 10 (2017) 18–31.
- Y. Zhang, Y. Li, X. Liu, W. Deng, et al., Leave no stone unturned: Mine extra knowledge for imbalanced facial expression recognition, *Advances in Neural Information Processing Systems* 36 (2024).
- Z. Wu, J. Cui, La-net: Landmark-aware learning for reliable facial expression recognition under label noise, in: *Proceedings of the IEEE/CVF International Conference on Computer Vision*, 2023, pp. 20698–20707.
- D. Chen, G. Wen, P. Yang, H. Li, C. Chen, B. Wang, Cfan-sda: Coarse-fine aware network with static-dynamic adaptation for facial expression recognition in videos, *IEEE Transactions on Circuits and Systems for Video Technology* (2024).
- S. Xie, H. Hu, Y. Chen, Facial expression recognition with two-branch disentangled generative adversarial network, *IEEE Transactions on Circuits and Systems for Video Technology* 31 (2020) 2359–2371.
- C. Wang, J. Xue, K. Lu, Y. Yan, Light attention embedding for facial expression recognition, *IEEE Transactions on Circuits and Systems for Video Technology* 32 (2021) 1834–1847.
- Y. Li, Y. Lu, B. Chen, Z. Zhang, J. Li, G. Lu, D. Zhang, Learning informative and discriminative features for facial expression recognition in the wild, *IEEE Transactions on Circuits and Systems for Video Technology* 32 (2021) 3178–3189.

- Y. Gu, H. Yan, X. Zhang, Y. Wang, Y. Ji, F. Ren, Toward facial expression recognition in the wild via noise-tolerant network, *IEEE Transactions on Circuits and Systems for Video Technology* 33 (2022) 2033–2047.
- C. Li, X. Li, X. Wang, D. Huang, Z. Liu, L. Liao, Fg-agr: Fine-grained associative graph representation for facial expression recognition in the wild, *IEEE Transactions on Circuits and Systems for Video Technology* 34 (2023) 882–896.
- W. Cai, J. Zhao, R. Yi, M. Yu, F. Duan, Z. Pan, Y.-J. Liu, Mfdan: Multi-level flow-driven attention network for micro-expression recognition, *IEEE Transactions on Circuits and Systems for Video Technology* (2024).
- H. Liu, X. Jiang, X. Li, A. Guo, D. Jiang, B. Ren, The devil is in the frequency: Geminated gestalt autoencoder for self-supervised visual pre-training, 2022. [arXiv:2204.08227](https://arxiv.org/abs/2204.08227).
- W.-L. Zhang, R.-S. Jia, H. Wang, C.-Y. Che, H.-M. Sun, A self-supervised learning network for student engagement recognition from facial expressions, *IEEE Transactions on Circuits and Systems for Video Technology* (2024).
- H. Zhou, S. Huang, F. Zhang, C. Xu, Ceprompt: Cross-modal emotion-aware prompting for facial expression recognition, *IEEE Transactions on Circuits and Systems for Video Technology* (2024).
- M. Sajjadi, M. Javanmardi, T. Tasdizen, Regularization with stochastic transformations and perturbations for deep semi-supervised learning, *Advances in neural information processing systems* 29 (2016).
- Q. Xie, Z. Dai, E. Hovy, T. Luong, Q. Le, Unsupervised data augmentation for consistency training, *Advances in neural information processing systems* 33 (2020) 6256–6268.
- D.-H. Lee, et al., Pseudo-label: The simple and efficient semi-supervised learning method for deep neural networks, in: *Workshop on challenges in representation learning, ICML*, volume 3, Atlanta, 2013, p. 896.
- D. Berthelot, N. Carlini, I. Goodfellow, N. Papernot, A. Oliver, C. A. Raffel, Mixmatch: A holistic approach to semi-supervised learning, *Advances in neural information processing systems* 32 (2019).
- Y. Xu, L. Shang, J. Ye, Q. Qian, Y.-F. Li, B. Sun, H. Li, R. Jin, Dash: Semi-supervised learning with dynamic thresholding, in: *International Conference on Machine Learning, PMLR*, 2021, pp. 11525–11536.
- S. Laine, T. Aila, Temporal ensembling for semi-supervised learning, *arXiv preprint arXiv:1610.02242* (2016).
- T. Miyato, S.-i. Maeda, M. Koyama, S. Ishii, Virtual adversarial training: a regularization method for supervised and semi-supervised learning, *IEEE transactions on pattern analysis and machine intelligence* 41 (2018) 1979–1993.
- A. Tarvainen, H. Valpola, Mean teachers are better role models: Weight-averaged consistency targets improve semi-supervised deep learning results, *Advances in neural information processing systems* 30 (2017).
- D. Berthelot, N. Carlini, E. D. Cubuk, A. Kurakin, K. Sohn, H. Zhang, C. Raffel, Remixmatch: Semi-supervised learning with distribution alignment and augmentation anchoring, *arXiv preprint arXiv:1911.09785* (2019).
- H. Schmutz, O. Humbert, P.-A. Mattei, Don't fear the unlabelled: safe semi-supervised learning via debiasing, in: *The Eleventh International Conference on Learning Representations*, 2022.
- J. Li, C. Xiong, S. C. Hoi, Comatch: Semi-supervised learning with contrastive graph regularization, in: *Proceedings of the IEEE/CVF International Conference on Computer Vision*, 2021, pp. 9475–9484.
- M. Zheng, S. You, L. Huang, F. Wang, C. Qian, C. Xu, Simmatch: Semi-supervised learning with similarity matching, in: *Proceedings of the IEEE/CVF Conference on Computer Vision and Pattern Recognition*, 2022, pp. 14471–14481.
- D. Berthelot, R. Roelofs, K. Sohn, N. Carlini, A. Kurakin, Adamatch: A unified approach to semi-supervised learning and domain adaptation, *arXiv preprint arXiv:2106.04732* (2021).
- Z. Du, X. Jiang, P. Wang, Q. Zhou, X. Wu, J. Zhou, Y. Wang, Lion: label disambiguation for semi-supervised facial expression recognition with progressive negative learning, in: *Proceedings of the Thirty-Second International Joint Conference on Artificial Intelligence*, 2023, pp. 699–707.
- K. He, X. Zhang, S. Ren, J. Sun, Deep residual learning for image recognition, in: *Proceedings of the IEEE conference on computer vision and pattern recognition*, 2016, pp. 770–778.
- Y. Guo, L. Zhang, Y. Hu, X. He, J. Gao, Ms-celeb-1m: A dataset and benchmark for large-scale face recognition, in: *Computer Vision–ECCV 2016: 14th European Conference, Amsterdam, The Netherlands, October 11–14, 2016, Proceedings, Part III 14*, Springer, 2016, pp. 87–102.
- L. Van der Maaten, G. Hinton, Visualizing data using t-sne., *JMLR* 9 (2008).