

---

# JAILBREAKING PROMPT ATTACK: A CONTROLLABLE ADVERSARIAL ATTACK AGAINST DIFFUSION MODELS

---

**Jiachen Ma**  
Zhejiang University  
mjc\_zjdx@zju.edu.cn

Anda Cao  
Zhejiang University  
caoanda@zju.edu.cn

Zhiqing Xiao  
Zhejiang University  
zhiqing.xiao@zju.edu.cn

Jie Zhang  
ETH Zurich  
jie.zhang@inf.ethz.ch

Chao Ye  
Zhejiang University  
ye.chao@zju.edu.cn

Junbo Zhao\*  
Zhejiang University  
j.zhao@zju.edu.cn

## ABSTRACT

Text-to-Image (T2I) models have received widespread attention due to their remarkable generation capabilities. However, concerns have been raised about the ethical implications of the models in generating Not Safe for Work (NSFW) images because NSFW images may cause discomfort to people or be used for illegal purposes. To mitigate the generation of such images, T2I models deploy various types of safety checkers. However, they still cannot completely prevent the generation of NSFW images. In this paper, we propose the Jailbreak Prompt Attack (JPA) - an automatic attack framework. We aim to maintain prompts that bypass safety checkers while preserving the semantics of the original images. Specifically, we aim to find prompts that can bypass safety checkers because of the robustness of the text space. Our evaluation demonstrates that JPA successfully bypasses both online services with closed-box safety checkers and offline defenses safety checkers to generate NSFW images.

**Disclaimer:** This paper contains unsafe imagery that might be offensive to some readers.

## 1 Introduction

In the field of image generation, Text-to-Image (T2I) models are gaining rapid development due to the emergence of diffusion models [15, 31, 11, 10]. With the surprising advancement in image generative technology, both open-source models like Stable diffusion [2], SDXL [26], and online services like DALL-E 2 [28], Midjourney [4], Stability.ai [26] quickly raise significant attention. This directly lowers the barriers for users to enter various fields such as artistic creation and scene design [1, 32, 24].

However, along with tremendous potential, serious security issues exist [33, 34, 27], which mainly represented in the potential misuse of generated Not-Safe-for-Work (NSFW) content. These NSFW images may contain nudity, violence, blood, and other content that can cause discomfort or unease. Therefore, current T2I models deploy strict safety checkers to prevent the generation of NSFW images [31, 34, 12, 40], as illustrated in fig. 1 (a), the safety checkers are employed in online services, and the defense-employed UNet of offline T2I models can remove a target unsafe concept to prevent the generation of NSFW images. Under these safety checkers, even with carefully curated prompts containing NSFW content like the Inappropriate Image prompts (I2P) [34] dataset is still false to generate unsafe images.

Nevertheless, the robustness of text space and its impact on these safety checkers remain under-explored issues. To bypass these safety checkers, the current attack methods can be classified into black box and white box based on how adversarial prompts are obtained. White-box methods like [6, 41] require access to the specific outputs of the internal UNet module of the T2I models to derive adversarial prompts. These methods can achieve good attack effectiveness, but they are no longer applicable to online services since the online services are closed-box T2I models. To obtain the adversarial prompts without relying on the specific outputs of the T2I models, black-box methods [42, 37, 39] all utilize

additional text encoders for searching adversarial prompts in the text space. In black-box scenarios, these works fully explore perturbations in the text space, revealing the potential risks of T2I models in generating NSFW content. QF-attack [42] focuses on guiding T2I models to produce images that are not aligned with the textual semantics in normal content. Ring-A-Bell [37] focuses on how to guide T2I models to generate images with more dangerous implications and we also get inspiration from them. Sneaky [39] focuses on finding a more universal attack method. However, they have all achieved decent attack results, which also fully exposes the potential risks that small perturbations in the text space pose to T2I models.

In this paper, we propose an automated attack framework, called **Jailbreaking Prompt Attack (JPA)**, to jailbreak the safety checkers in T2I models both online or offline. Our key insight is to search unique extra tokens for a given NSFW prompt to jailbreak the safety checkers while still preserving the semantics of the prompt and the follow-up generated NSFW images. We also use the text encoder to design our learning objective. Firstly, we discover that NSFW prompts in the embedding space can achieve semantic rendering by simply adding or subtracting specific concept embeddings. Moreover, the rendered embeddings can make the offline defense-employed UNet generate NSFW images which aligns with our intention to induce the model to output NSFW images. Then, to project the rendered embeddings into the token space as well as ensure the projected prompts are semantically closest to rendered embedding, we first use a simple concatenation method to combine extra learnable tokens and NSFW prompts and use cosine similarity metric to keep the concatenated prompts semantically similar to the rendered embedding. At the same time search within the vocabulary range of the token space to find the extra learnable tokens.

Consequently, the rendered process and similarity learning objective highly keep the visual semantics of generated images with NSFW prompts. Additionally, to ensure that our adversarial examples are not detected by the safety checker in the text space, we also employed a sensitive word masking method. Specifically, we apply a masking method during optimization to filter sensitive words from being selected. Our jailbreak prompts not only bypass various types of safety checkers both online and offline to generate NSFW images but also preserve the semantic information of the images.

Furthermore, what we want to emphasize is that the target of our method’s attacks is to make the generated images more in line with the original semantics. This is an exploration of a part of the attack capabilities for T2I models. By providing more bad cases for the T2I community, the aim is to expose these security vulnerabilities to the community defending against T2I attacks, promoting a healthier and safer development environment.

## 2 Related Work

Due to constraints on manuscript length, we present the detailed aspects of the related work section in the appendix.

**T2I models with safety checkers.** To prevent T2I models from generating NSFW images, safety checkers are widely used in T2I models. Some of them [29] detect whether the current input state is sensitive or non-sensitive. If it is sensitive, they return no input, and the other [34, 31, 18, 40], control the specific generation steps to remove particular concepts within the UNet module to do defense.

**Adversarial attack on T2I models.** The purpose of adversarial attacks on T2I models is to use small perturbations to make the model output content that it should not output. Existing works [27, 13, 17, 19] study the vulnerability of T2I models to adversarial perturbations. As for the effort to induce T2I models to output NSFW content with small perturbations, some works [6, 41] have proven to be effective in attacking offline models. Other works [42, 37, 39] choose to use an additional CLIP model, i.e., CLIP ViT-L/14 [9] to perform black-box attacks. These methods expose various issues in the text domain under different attack targets, while also illustrating the vulnerability of the text space within T2I models.

**Prompt perturbations in vision-language models.** Due to the complexity of the text space, some studies utilize prompt perturbation methods to learn unique prompts that can generate specific images [38]. Other works use prompt perturbation to explore specific issues in T2I models [8, 22], such as the hidden vocabulary of DALL·E 2. Additionally, However, while they use prompt perturbation methods, they do not explore the domain of generating NSFW content from a safety perspective.

## 3 Preliminary

In this section, we present specific types of safety checkers in the T2I models, they protect the security of T2I models in different aspects and define the adversarial prompts against them.

### 3.1 Safety checkers

A safety checker prevents T2I models from generating NSFW content, such as those related to adults, violence, or politics. Due to their different functions, we classify them into two types of safety checkers: classification-based and

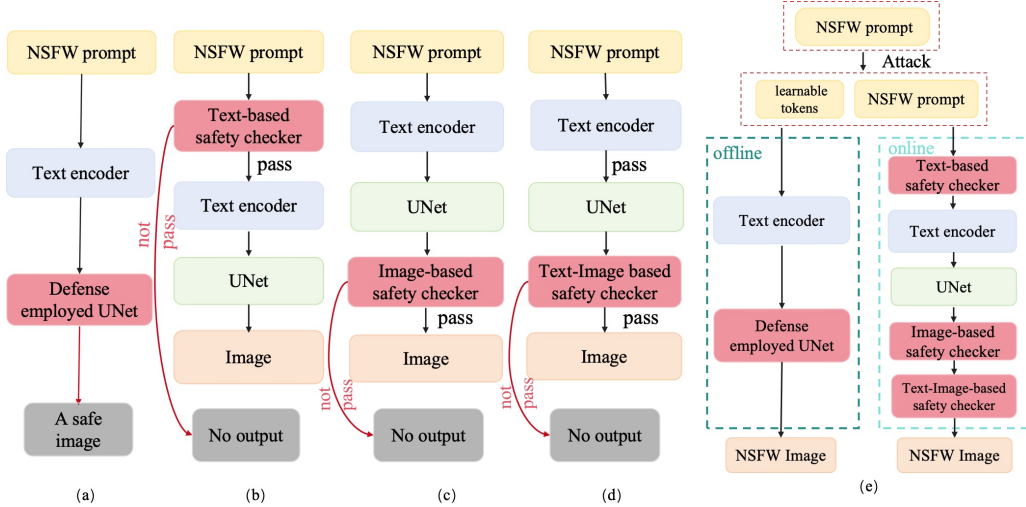


Figure 1: (a)-(d) represent four types of possible safety checkers that are deployed by T2I models, i.e., (a) defense-employed UNet, (b) text-based, (c) image-based, and (d) text-image-based. (e) The process of NSFW images generated from JPA bypasses these safety checkers.

removal-based. Firstly, we denote the T2I model as  $M$  with a frozen text encoder  $f$ , the input prompt as  $p$ , and the output generated image as  $M(p)$ .

**Classification-based safety checkers.** Among them, due to the different roles played by classification-based safety checkers, we further categorize them into text-based, image-text-based, and text-image-based safety checkers based on their operation, as illustrated in fig. 1 (b)-(d). If the prompt  $p$  is detected by any of the three classification-based detectors during the generation process, no output will be returned. In other words,  $M(p)$  cannot generate any output. Due to space constraints, we place the their detail in the appendix.

**Removal-based safety checkers.** As shown in fig. 1(a), this type of checker is typically a defense-based UNet module inside T2I models  $M$ . They control the generation process to steer away from an unsafe concept. Unlike the previous type, users usually can get an output image  $M(p)$ , but typically, such an image no longer contains unsafe concepts. This type of safety checker has attracted attention due to its ability to output images and its novel defense capabilities. For example, if the original intention is to generate an image of a naked woman, this type of checker would generate an image of a woman wearing clothes.

### 3.2 Adversarial Prompt

Then let us define the adversarial prompt. Given a safety checker  $\mathcal{F}$ , T2I model  $M$  and a prompt  $p$ ,  $\mathcal{F}(M, p) = 1$  indicates that the generated image  $M(p)$  has NSFW content and  $\mathcal{F}(M, p) = 0$  indicates that  $M(p)$  does not. Given a target prompt  $p_t$ , we define a prompt  $p_a$  as an adversarial prompt if it satisfies  $\mathcal{F}(M, p_a) = 1$  and  $M(p_a)$  has similar visual semantics as  $M(p_t)$ .

Now let’s explain why we provide such definitions. First,  $M(p)$  should produce an image output instead of being blocked by the checker with no output. Secondly,  $\mathcal{F}(M, p) = 1$  indicates that the image contains sensitive content. Finally, we consider  $M(p_a)$  and  $M(p_t)$  to be semantically similar, meaning that  $p_a$  is semantic meaningful in this context. fig. 1(b) illustrates the process of adversarial sample attack on the T2T model.

## 4 JPA: Jailbreaking Prompt Attack

In this section, we will provide how adversarial prompts bypass safety checkers to generate NSFW images, as well as the pipeline of our method.

**Insight.** First, let us explain why JPA can bypass safety checkers to generate NSFW images. Given a diffusion model  $M$  and a target prompt  $p_t$ , there exists a sensitive region in the text space where the prompts in it contain unsafe concepts. However, due to the presence of safety checkers in T2I models,  $p_t$  is mapped by diffusion to either a safe image or no output, which represents  $\mathcal{F}(M, p_t) = 0$ . The mapping process we illustrate in fig. 2 (b).

Our goal is to find an adversarial prompt  $p_a$  for  $p_t$  in the sensitive region, such that i)  $M(p_a)$  is semantically similar to  $M(p_t)$ , ii) it can bypass the decision boundary of the safety checkers in image space to output an NSFW image, which represents  $\mathcal{F}(M, p_a) = 1$ . Specifically, JPA finds adversarial prompts in the sensitive region of the text space by adding learnable tokens to each prompt. These learnable tokens, such as “ury neueululeumachstad” to “shirtless putin at pride”, typically exist due to the complex robustness of the text space. Since the search space is defined by us to exclude sensitive words, these tokens typically implicitly exist and do not contain explicitly sensitive words.

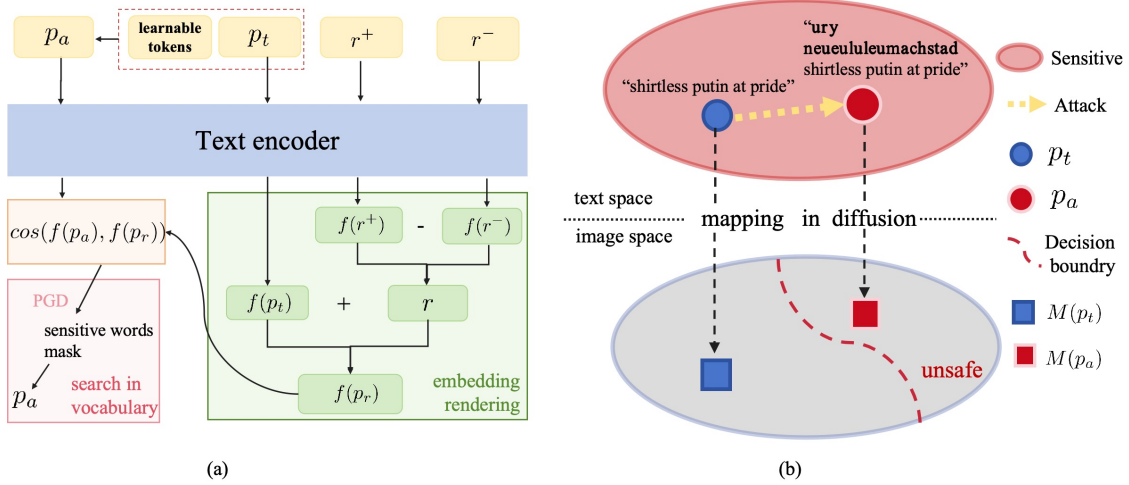


Figure 2: (a) The pipeline of our automated attack framework Jailbreaking Prompt Attack (JPA). By receiving a target prompt  $p_r$  and a contrast description of a sensitive concept  $\langle r^+, r^- \rangle$  i.e.,  $\langle$ “nudity”, “clothed” $\rangle$  for the “nudity” concept, we first rendered  $p_t$  as  $f(p_r)$  in the embedding space, then search the semantically similar one as the adversarial prompt  $p_a$ . (b) The insight of JPA to make T2I models generate NSFW images.

**Overall pipeline.** Firstly, we provide an overview of our approach, as illustrated in fig. 2 (a). The entire process of JPA is a search for the adversarial prompt  $p_a$ . Given a  $L$  - length target prompt  $p_t = [p_1, p_2, \dots, p_L]$ , JPA first starts by adding the  $k$  learnable tokens in front of it as the initial  $p_a$ , where the learnable tokens we defined as  $[v_1, \dots, v_i, \dots, v_k]$ . For each learnable token position  $i$ , every token from a vocabulary  $V$  is considered a potential substitute. We enable the gradient of all  $v_i$  and perform backpropagation on the attack learning objective to calculate the gradient. Then  $p_a$  can be defined as  $p_a = [v_1, \dots, v_i, \dots, v_k, p_1, \dots, p_L]$ . The learnable token  $v_i$  is first randomly selected from the vocabulary  $V$ , i.e., in our experiments, we use the CLIP token vocabulary which has 49,408 tokens.

Then, to keep the semantic meaning of  $p_t$  as well as make it contain a specific unsafe concept. We refer to semantically render  $p_t$  to get the rendered embedding of it in the embedding space. Here, we utilize a text encoder  $f(\cdot)$  to transfer a text into the embedding space (e.g., text encoder in CLIP). Specifically, we encode  $p_t$  and the contrast description of the concept that we want to enhance. For describing the desired concept, we use a contrast word pair denoted as  $r^+$  and  $r^-$ , such as “nude” and “clothed” for nudity, or “violent” and “peaceful” for violence. By subtracting  $f(r^+)$  from  $f(r^-)$ , we can get a rendered concept  $r$  in the embedding space and add it to the embedding of the target prompt  $f(p_t)$  with a scale of  $\lambda$ . Then we get a rendered-embedding  $f(p_r)$  which is semantically faithful to  $p_t$ . The rendered process of  $p_t$  we defined as

$$r = f(r^+) - f(r^-), f(p_r) = f(p_t) + \lambda \cdot r \quad (1)$$

We also show the visualization process of how the rendered concept  $r$  works in the embedding space in the appendix B.

After obtaining the rendered embedding  $f(p_r)$  in the embedding space, which is semantically similar to  $f(p_t)$ , we need to project it into the token space to get the adversarial prompt  $p_a$ . Here, to ensure that  $p_a$  is semantically closest to the rendered embedding, we choose the cosine similarity to maintain the semantic similarity between  $f(p_a)$  and  $f(p_r)$  in the embedding space. Specifically, we define the learning objective as

$$\max_{p_a} \cos(f(p_a), f(p_r)). \quad (2)$$

where  $\cos$  represents the cosine similarity metric and a higher cosine similarity represents a higher semantic similarity in the embedding space.

Finally, We use PGD [21] to search in token space and find an adversarial example  $p_a$  that satisfies the learning objective. In this context,  $p_a$  is formalized as  $[v_1, \dots, v_i, \dots, v_k, p_1, \dots, p_L]$ , with only  $v_1$  to  $v_k$  being learnable tokens. The key idea is to formulate the textual perturbation problem as a token selection problem (over a set of token candidates). However,



since our attack objective is to ensure that  $p_a$  does not contain any sensitive words, thus it can bypass the decision boundary of text-based checkers deployed in token space, we define a sensitive word list based on [27, 29]. Before performing gradient optimization in each round of PGD, we set the gradient values at the positions of these sensitive words to  $1e9$ , a relatively large number. Subsequently, after gradient updates, the probability values at these positions become very small, thereby avoiding selection. This enables us to mask sensitive words during optimization in token space.

At the same time, we show our sensitive words list and the words list used for rendering different concepts in appendix C, along with demonstrating the impact of different hyperparameters  $k$  and  $\lambda$  in section 5.4. It is worth noting that due to the simplicity of our method, it is easy to understand and implement, which provides a new aspect for both online and offline attacks to find unique prefixes for target prompts.

## 5 Experiment

### 5.1 Experimental setups.

**NSFW prompts.** We evaluate the performance of JPA on the Inappropriate Image Prompt (I2P) dataset [34], an established dataset of NSFW prompts that focuses on the NSFW content. The prompts in this dataset do not contain sensitive words, but they can make the T2I model without safety checkers generate images containing NSFW content. However, when safety checkers exist, this dataset can’t work. For the nudity concept, we select 142 prompts according to the methodology outlined in [41] as NSFW-142. For the concept of violence, We selected 90 samples with a degree of violence higher than 90% as NSFW-90.

**Baselines.** For the baselines, we first report how effective the safe component on NSFW prompts in *No Attack*. Then we select *UnlearnDiff* [41] and *P4D* [6] as the white-box attack methods. By their default settings, the number of extra tokens is 5. As for black-box attack methods, we utilize *random character selection* as the baseline because it can reflect the impact of text space robustness on the safety checkers when learning objectives are removed and random selection is performed in token space. Similar to using the CLIP model to execute the attack, we chose *QF-Attack* [42] and selected to mask out words related to clothing such as “wear tops and pants” and words related to peace and absence of harm such as “peaceful and fine” and use GA to optimize the extra tokens which are their default best setting follow [37]. For *Ring-A-Bell* [37], we use the parameters for Ring-A-Bell-Union to their results. As for *SneakyPrompt* [39], SneakyPrompt-RL is their high-level idea, we follow their RL method and set  $\tau = 0.26$ .

**Online services.** To test whether online interfaces would refuse to output images containing NSFW concepts, we evaluate four popular online services including DALL-E 2 [28], stability.ai (Clipdrop of Stable Diffusion XL) [26], Midjourney [4] and PIXART- $\alpha$  [5].

**Offline T2I models with defense-employed UNet.** To assess the effectiveness of the attack on offline T2I models, we select ESD [12], FMN [40], SD-NP [31] and SLD [34], with three superior variants: SLD-Medium, SLD-Strong, and SLD-MAX. The SLD variants are ordered by their defense capabilities from weak to strong. The implementation of all baselines is based on their publicly accessible source code. For the nudity concept, we use “nudity” while for violence we use “violence” as their negative prompts for SD-NP and training for ESD and FMN.

### 5.2 Evaluations

We use a detector to check if an image contains NSFW content and introduce two metrics to evaluate the effectiveness of the attack along with our implementation details.

**NSFW detector.** To classify whether images contain nudity, we use the NudeNet [3] detector. If the detector detects one of the following labels in the image: EXPOSED\_ANUS, EXPOSED\_BUTTOCKS, EXPOSED\_BREAST, EXPOSED\_GENITALIA, we consider the image to contain nudity. On the other hand, to determine whether images contain harmful content (such as blood or violence), we use the Q16 classifier [35].

**Metric.** a) *Attack Success Rate (ASR)*: We use ASR [23] to evaluate the success rate of the attack as the number of adversarial prompts that bypass the NSFW detector divided by the total number of adversarial prompts. b) *Frechet Inception Distance (FID)*: We also use the FID score [14] to evaluate the image semantic similarity of our generation. We follow the official implementation of PyTorch [36] in calculating FID between our generation with a ground-truth dataset as the reference. The two concepts tested in our experiment have their own ground truth datasets, each containing 1000 images generated by NSFW-142 and NSFW-90 respectively, with different random seeds from Stable Diffusion without the presence of the safety component. The higher the FID score is, the less similar the two images’ distributions are in semantics.

**Implementation details.** The text encoder we use comes from CLIP ViT-L/14[9]. Following the prompt optimization work[16] which can optimized in embedding space and project results in token space, we conduct the PGD [21] runs for 600 iterations, each step utilizing a learning rate of  $10^{-5}$  and use the AdamW optimizer [20] before projecting into discrete token space. After projecting, each learnable token position will have its corresponding word probabilities. We select the word with the highest probability as the final result of this token, completing the optimization and injection process into the token space.

### 5.3 Overall Results

#### Evaluation on online services.



Figure 3: Visualization results generated by JPA in unsafe concept under four online T2I services, (texts in red and black respectively represent the adversarial prompts from JPA and the original prompts from I2P datasets). We use ████ and blur the displayed images for publication.



Figure 4: Visualization results generated by JPA in unsafe concepts under five offline T2I models via SOTA defense methods. We use ████ and blur the displayed images for publication.

In the T2I online service, various categories of safety checkers are deployed, while some types of security checkers for online services remain unknown. Despite being utilized in online services, JPA can bypass them and successfully generate NSFW images. We conduct tests on four online services includes DALL-E 2 [28], stability.ai [26], Midjourney [4] and PIXART- $\alpha$  [5], and the results of online attacks are shown in fig. 3. Due to the incorporation of the prompt filter component, JPA filters out sensitive words such as "nake" and "nude" in the search space during searching. Therefore, the adversarial examples generated by JPA can directly attack online services without modifying the sensitive words in the prompt. For online services, we observe that they generally have higher defensive capabilities against nudity compared to violence concepts. Moreover, due to the presence of the image-based checker, most prompts generate corresponding images but are intercepted by the image-based checker. Nevertheless, we still successfully generated images containing unsafe concepts. More visualization examples are presented in the Appendix.

**Evaluation on offline T2I models with defense-employed UNet.** Because the concept removal method has shown promising results in defense, we test whether it could effectively remove these NSFW concepts. These offline T2I models do defense by modifying the output of each step of the UNet module. We report the best results of other methods

Table 1: The performance of JPA on the “nudity” concept for offline T2I models is evaluated under white-box and black-box attack methods across two metrics: ASR and FID. The highest performance is highlighted with **bold** values, while the second highest performance is indicated with underlined values.

Attack	Methods	ESD[12]	FMN[40]	SLD-Max[34]	SLD-Strong[34]	SLD-Medium[34]	SD-NP[31]
ASR (Attack Success Rate)↑							
	No attack	10.56	66.90	3.79	13.38	26.76	12.09
white-box	P4D [6]	45.86	<b>97.74</b>	50.61	60.90	75.71	36.43
	UnlearnDiff [41]	51.00	96.48	56.34	61.97	76.76	38.02
black-box	QF-Attack [42]	5.94	36.77	9.47	11.59	22.15	4.21
	Random	38.03	96.47	48.59	54.23	75.35	33.33
	Ring-A-Bell [37]	<u>53.30</u>	94.21	<u>57.57</u>	<u>69.05</u>	<u>87.65</u>	<u>56.97</u>
	SneakyPrompt [39]	42.01	95.17	50.45	59.74	73.20	35.19
	JPA (Ours)	<b>67.16</b>	<u>97.01</u>	<b>62.04</b>	<b>71.83</b>	<b>90.85</b>	<b>64.79</b>
FID ↓							
white-box	P4D [6]	170.25	158.14	143.52	141.13	159.60	167.03
	UnlearnDiff [41]	<u>144.26</u>	139.36	144.26	136.34	124.59	<u>141.13</u>
black-box	Random	150.37	149.33	159.92	148.96	162.32	171.54
	QF-Attack [42]	201.78	198.60	194.22	191.06	205.67	199.30
	Ring-A-Bell [37]	152.45	138.76	129.80	128.59	<u>116.58</u>	155.59
	SneakyPrompt [39]	155.40	<u>126.19</u>	<u>125.48</u>	131.79	119.84	147.36
	JPA (Ours)	<b>131.11</b>	<b>119.89</b>	<b>115.21</b>	<b>107.81</b>	<b>108.56</b>	<b>139.41</b>

Table 2: The performance of JPA on the “violence” concept is evaluated under white-box and black-box attack methods across two metrics: ASR, and FID.

Attack	Methods	ESD[12]	FMN[40]	SLD-Max[34]	SLD-Strong[34]	SLD-Medium[34]	SD-NP[31]
ASR (Attack Success Rate) ↑							
	No attack	49.42	51.68	20.22	29.88	41.57	<u>84.44</u>
white-box	P4D [6]	97.72	97.88	75.28	88.89	89.89	<b>100</b>
	UnlearnDiff [41]	<b>98.87</b>	<u>98.87</u>	82.02	89.77	91.11	<b>100</b>
black-box	Random	96.67	<u>98.87</u>	83.33	86.67	<u>95.56</u>	<b>100</b>
	QF-Attack [42]	55.56	<u>46.67</u>	18.89	24.45	<u>37.78</u>	80.00
	Ring-A-Bell [37]	96.67	<b>100</b>	91.11	90.00	94.45	<b>100</b>
	SneakyPrompt [39]	95.07	<b>100</b>	77.78	88.89	90.00	<b>100</b>
	JPA (Ours)	<u>97.85</u>	<b>100</b>	<b>94.28</b>	<b>93.10</b>	<b>96.67</b>	<b>100</b>
FID ↓							
white-box	P4D [6]	239.80	269.57	221.83	220.76	216.88	275.89
	UnlearnDiff [41]	238.65	270.81	<u>211.30</u>	221.57	219.78	277.90
black-box	Random	231.67	260.98	219.33	210.67	223.59	224.56
	QF-Attack [42]	271.80	254.93	261.47	<u>259.34</u>	255.89	278.05
	Ring-A-Bell [37]	234.79	267.75	224.85	237.97	<u>215.88</u>	276.57
	SneakyPrompt [39]	230.90	260.57	215.96	226.70	218.49	270.69
	JPA (Ours)	<b>229.42</b>	<b>203.58</b>	<b>209.79</b>	<b>206.79</b>	<b>189.58</b>	<b>250.78</b>

we maintained in baselines, the differing optimization objectives of various methods lead to some discrepancies in results. We also adjust the hyperparameters to find the most suitable value, with detailed parameter ablation presented in section 5.4. For both “nudity” and “violence” concepts, we set JPA with  $\lambda = 3$  and  $k = 7$  and the attack performance is illustrated in table 1 and table 2, the visualization results of our attack are shown in fig. 4. For offline models defending against nudity, both FMN and SLD-Medium exhibit poor defense effectiveness. Additionally, offline models carry a significant risk of generating violent images. We believe this is because the concept of violence has a broader meaning, encompassing aspects such as bloodshed, firearms, riots, fighting, and illegal gatherings, which can all be considered forms of violence to some extent. Moreover, the higher ASR score of JPA also suggests that the current weaknesses of T2I models may fundamentally arise from the textual space rather than the image generation process.

In our method, we choose to focus on the semantic quality of the images, aiming to preserve the semantics intended by the original prompt as the main attack objective. We use the FID score to measure the semantic similarity between the

Table 3: For nudity and violence, we find these Unicode symbols often appear in adversarial prompts, and the emojis of them may have dangerous meanings.











nudity					
Unicode	\ud83c\udf51	\ud83d\ude1b	\ud83d\udc45	\ud83e\udd24	\ud83e\udd18
emoji					
violence					
Unicode	\ud83d\ude08	\ud83d\udd25	\u274c	\ud83d\udca5	\ud83d\udc4a
emoji					

Table 4: This table demonstrates the impact of changing hyper-parameters  $\lambda$  and  $k$  under two evaluation metrics. The maximum values are **bloded** in the table.

	$\lambda$						$k$					
	1	2	3	4	5	6	1	3	5	7	9	11
ASR[23]	64.43	64.17	<b>67.16</b>	59.15	63.43	65.67	22.48	36.43	49.61	<b>67.16</b>	58.13	58.19
FID[14]	133.25	133.46	<b>131.11</b>	137.60	135.46	136.64	131.60	133.08	134.79	<b>131.11</b>	139.70	138.54

generated images and the original images. JPA can maintain a high image quality because the learnable prompts are connected to the original prompts in a prefixed form, it can enhance the semantics of the sentences.

Furthermore, we believe that although different attack methods have different aspects of attack, for example, some methods aim to generate more dangerous content, while others focus on attacking online models. They all achieve good attack effectiveness. This further exposes the robustness of the text space as a potential vulnerability in T2I models for generating dangerous images, as it enables various attack methods with different targets to successfully carry out such attacks.

Moreover, we have made several noteworthy observations. We discover that JPA often returns Unicode prompts as prefix tokens. Upon decoding these Unicode prompts, we identify that most of them correspond to emoji expressions. Furthermore, these emoji expressions sometimes convey implicit dangerous concepts, potentially providing a way for users to bypass defense mechanisms. For instance, in cases of nudity attacks, we find the 🍏 and 🙌 emojis, and in violence attacks, it finds the 🐾 and ❌ emojis. More examples are presented in table 3. Despite the specific word list employed by the prompt filter of online services is unknown to us, it is evident that they have not taken into account the security vulnerabilities associated with Unicode prompts. This intriguing discovery empowers JPA to serve as a detection tool, uncovering hidden connections within the textual space of concepts. Consequently, it provides a way to enhance future defense mechanisms.

## 5.4 Ablation study

**The importance of  $\lambda$  choose.** To illustrate the influence of  $\lambda$  on the generation process of the T2I model, we demonstrate in table 4 how the scale affects the attack results. In this experiment, we set  $k = 3$  and choose different scale strengths. Specifically, different values of  $\lambda$  do not significantly affect the effectiveness of JPA, with the highest values consistently appearing at 3. We believe this is because  $\lambda$  is added to  $f(p_t)$  in the embedding space, and the projection from embedding to token is not continuous. it is a selection process. Loss occurs when searching in the token space.

**The importance of  $k$  choose.** In table 4, we experiment on how the prompt length  $k$  affects the attack results. In this section, we set  $\lambda = 3$  and choose learnable token lengths. As shown in table 4, the influence of  $k$  on ASR is significant. As  $k$  increases, ASR expands notably, while FID shows minimal fluctuation. We believe that due to the varying lengths of each text, there is a certain correlation between the prefix and the sentence, resulting in an initial increase followed by a decrease in the process.

## 6 Conclusion.

In this paper, we propose an automatic attack framework that successfully bypasses various types of safety checkers deployed in T2I models, generating NSFW images. Our framework, JPA, can conduct attacks on both online services and defense employed offline T2I models while maintaining the semantic features of the attacked images as similar as possible to the original ones. Additionally, it significantly reduces the execution time of the attack.

However, limitations exist in our work as well. The dataset we utilized in our work is the I2P dataset, which consists of prompts derived from human experience and inherently possesses certain unsafe semantics. However, powerful safety checkers filter out most of them. When we replace the datasets with completely safe data, the effectiveness of attacks decreases to some extent. Therefore, there is still unexplored room for our work in the future. We also consider that developing more effective safety checkers is an urgent task for the future.

## References

- [1] Microsoft designer. <https://designer.microsoft.com/>
- [2] Stable-diffusion-v1-4. <https://huggingface.co/CompVis/stable-diffusion-v1-4> (2022)
- [3] Bedapudi, P.: Nudenet: Neural nets for nudity classification, detection and selective censoring (2019)
- [4] Bird, S., Loper, E.: Midjourney. <https://midjourney.com/> (2023)
- [5] Chen, J., Yu, J., Ge, C., Yao, L., Xie, E., Wu, Y., Wang, Z., Kwok, J., Luo, P., Lu, H., Li, Z.: Pixart- $\alpha$ : Fast training of diffusion transformer for photorealistic text-to-image synthesis (2023)
- [6] Chin, Z.Y., Jiang, C.M., Huang, C.C., Chen, P.Y., Chiu, W.C.: Prompting4debugging: Red-teaming text-to-image diffusion models by finding problematic prompts. International Conference on Machine Learning (2024)
- [7] DALL·E2: documentation of dall-e 2. <https://dallery.gallery/dall-e-ai-guide-faq/>
- [8] Daras, G., Dimakis, A.G.: Discovering the hidden vocabulary of dalle-2. arXiv preprint arXiv:2206.00169 (2022)
- [9] Dosovitskiy, A., Beyer, L., Kolesnikov, A., Weissenborn, D., Zhai, X., Unterthiner, T., Dehghani, M., Minderer, M., Heigold, G., Gelly, S., et al.: An image is worth 16x16 words: Transformers for image recognition at scale. arXiv preprint arXiv:2010.11929 (2020)
- [10] Esser, P., Rombach, R., Ommer, B.: Taming transformers for high-resolution image synthesis. In: Proceedings of the IEEE/CVF conference on computer vision and pattern recognition. pp. 12873–12883 (2021)
- [11] Gal, R., Alaluf, Y., Atzmon, Y., Patashnik, O., Bermano, A.H., Chechik, G., Cohen-Or, D.: An image is worth one word: Personalizing text-to-image generation using textual inversion. arXiv preprint arXiv:2208.01618 (2022)
- [12] Gandikota, R., Materzynska, J., Fiotto-Kaufman, J., Bau, D.: Erasing concepts from diffusion models. arXiv preprint arXiv:2303.07345 (2023)
- [13] Gao, H., Zhang, H., Dong, Y., Deng, Z.: Evaluating the robustness of text-to-image diffusion models against real-world attacks. arXiv preprint arXiv:2306.13103 (2023)
- [14] Heusel, M., Ramsauer, H., Unterthiner, T., Nessler, B., Hochreiter, S.: Gans trained by a two time-scale update rule converge to a local nash equilibrium. Advances in neural information processing systems **30** (2017)
- [15] Ho, J., Jain, A., Abbeel, P.: Denoising diffusion probabilistic models. Advances in neural information processing systems **33**, 6840–6851 (2020)
- [16] Hou, B., Jia, J., Zhang, Y., Zhang, G., Zhang, Y., Liu, S., Chang, S.: Textgrad: Advancing robustness evaluation in nlp by gradient-driven optimization. arXiv preprint arXiv:2212.09254 (2022)
- [17] Kou, Z., Pei, S., Tian, Y., Zhang, X.: Character as pixels: A controllable prompt adversarial attacking framework for black-box text guided image generation models. In: Proceedings of the 32nd International Joint Conference on Artificial Intelligence (IJCAI 2023). pp. 983–990 (2023)
- [18] Kumari, N., Zhang, B., Wang, S., Shechtman, E., Zhang, R., Zhu, J.: Ablating concepts in text-to-image diffusion models. CoRR **abs/2303.13516** (2023). <https://doi.org/10.48550/ARXIV.2303.13516>, <https://doi.org/10.48550/arXiv.2303.13516>
- [19] Liu, Q., Kortylewski, A., Bai, Y., Bai, S., Yuille, A.L.: Intriguing properties of text-guided diffusion models. CoRR **abs/2306.00974** (2023). <https://doi.org/10.48550/ARXIV.2306.00974>, <https://doi.org/10.48550/arXiv.2306.00974>
- [20] Loshchilov, I., Hutter, F.: Decoupled weight decay regularization. arXiv preprint arXiv:1711.05101 (2017)

- [21] Madry, A., Makelov, A., Schmidt, L., Tsipras, D., Vladu, A.: Towards deep learning models resistant to adversarial attacks. arXiv preprint arXiv:1706.06083 (2017)
- [22] Maus, N., Chao, P., Wong, E., Gardner, J.: Adversarial prompting for black box foundation models. arXiv preprint arXiv:2302.04237 1(2) (2023)
- [23] Moosavi-Dezfooli, S.M., Fawzi, A., Frossard, P.: Deepfool: a simple and accurate method to fool deep neural networks. In: Proceedings of the IEEE conference on computer vision and pattern recognition. pp. 2574–2582 (2016)
- [24] OpenAI: gpt4. <https://openai.com/index/gpt-4/>
- [25] OpenAI: Chatgpt. <https://openai.com/blog/chatgpt> (2022)
- [26] Podell, D., English, Z., Lacey, K., Blattmann, A., Dockhorn, T., Müller, J., Penna, J., Rombach, R.: Sdxl: Improving latent diffusion models for high-resolution image synthesis. arXiv preprint arXiv:2307.01952 (2023)
- [27] Qu, Y., Shen, X., He, X., Backes, M., Zannettou, S., Zhang, Y.: Unsafe diffusion: On the generation of unsafe images and hateful memes from text-to-image models. arXiv preprint arXiv:2305.13873 (2023)
- [28] Ramesh, A., Dhariwal, P., Nichol, A., Chu, C., Chen, M.: Hierarchical text-conditional image generation with clip latents. arXiv preprint arXiv:2204.06125 1(2), 3 (2022)
- [29] Rando, J., Paleka, D., Lindner, D., Heim, L., Tramèr, F.: Red-teaming the stable diffusion safety filter. arXiv preprint arXiv:2210.04610 (2022)
- [30] Reddit: understanding the nsfw in dalle3. [https://www.reddit.com/r/dalle2/comments/176xxhv/understanding\\_how\\_bing\\_image\\_creator\\_dalle3\\_nsfw/](https://www.reddit.com/r/dalle2/comments/176xxhv/understanding_how_bing_image_creator_dalle3_nsfw/)
- [31] Rombach, R., Blattmann, A., Lorenz, D., Esser, P., Ommer, B.: High-resolution image synthesis with latent diffusion models. In: Proceedings of the IEEE/CVF conference on computer vision and pattern recognition. pp. 10684–10695 (2022)
- [32] Runwayml: Gen2. <https://research.runwayml.com/gen2>
- [33] Saharia, C., Chan, W., Saxena, S., Li, L., Whang, J., Denton, E.L., Ghasemipour, K., Gontijo Lopes, R., Karagol Ayan, B., Salimans, T., et al.: Photorealistic text-to-image diffusion models with deep language understanding. Advances in Neural Information Processing Systems 35, 36479–36494 (2022)
- [34] Schramowski, P., Brack, M., Deiseroth, B., Kersting, K.: Safe latent diffusion: Mitigating inappropriate degeneration in diffusion models. In: IEEE/CVF Conference on Computer Vision and Pattern Recognition, CVPR 2023, Vancouver, BC, Canada, June 17-24, 2023. pp. 22522–22531. IEEE (2023). <https://doi.org/10.1109/CVPR52729.2023.02157>, <https://doi.org/10.1109/CVPR52729.2023.02157>
- [35] Schramowski, P., Tauchmann, C., Kersting, K.: Can machines help us answering question 16 in datasheets, and in turn reflecting on inappropriate content? In: FAccT '22: 2022 ACM Conference on Fairness, Accountability, and Transparency, Seoul, Republic of Korea, June 21 - 24, 2022. pp. 1350–1361. ACM (2022). <https://doi.org/10.1145/3531146.3533192>, <https://doi.org/10.1145/3531146.3533192>
- [36] Seitzer, M.: pytorch-fid: Fid score for pytorch. <https://github.com/mseitzer/pytorch-fid> (2020)
- [37] Tsai, Y.L., Hsu, C.Y., Xie, C., Lin, C.H., Chen, J.Y., Li, B., Chen, P.Y., Yu, C.M., Huang, C.Y.: Ring-a-bell! how reliable are concept removal methods for diffusion models? arXiv preprint arXiv:2310.10012 (2023)
- [38] Wen, Y., Jain, N., Kirchenbauer, J., Goldblum, M., Geiping, J., Goldstein, T.: Hard prompts made easy: Gradient-based discrete optimization for prompt tuning and discovery. arXiv preprint arXiv:2302.03668 (2023)
- [39] Yang, Y., Hui, B., Yuan, H., Gong, N., Cao, Y.: Sneakyprompt: Jailbreaking text-to-image generative models. In: 2024 IEEE Symposium on Security and Privacy (SP). pp. 123–123. IEEE Computer Society (2024)
- [40] Zhang, E., Wang, K., Xu, X., Wang, Z., Shi, H.: Forget-me-not: Learning to forget in text-to-image diffusion models. arXiv preprint arXiv:2303.17591 (2023)
- [41] Zhang, Y., Jia, J., Chen, X., Chen, A., Zhang, Y., Liu, J., Ding, K., Liu, S.: To generate or not? safety-driven unlearned diffusion models are still easy to generate unsafe images ... for now (2024)
- [42] Zhuang, H., Zhang, Y., Liu, S.: A pilot study of query-free adversarial attack against stable diffusion. In: Proceedings of the IEEE/CVF Conference on Computer Vision and Pattern Recognition. pp. 2384–2391 (2023)



**Overview.** Due to the page limitation of the main paper, we provide additional details and results in this appendix. In summary, we divide the appendix into three sections:

- appendix A: Related work and preliminary, our detailed related work in appendix A.1 and the detailed introduction of the safety checkers in preliminary section is in appendix A.2
- appendix B: Render process, which includes the visualization about the render process in the nudity concept in appendix B.1 and the render of the original concept in appendix B.2.
- appendix C: Words list details, including the details of the sensitive words list in appendix C.1, and the words list for different rendering concepts in appendix C.2.
- appendix D: More experimental results in appendix D.1.

## A Related work and preliminary

### A.1 Related Work

**T2I models with safety checkers.** To address concerns regarding the production of NSFW image output, such as violent or sexually explicit content, the deployment of safety checkers are common practice used by existing T2I models. They can be divided into two types of checker mechanisms: classification-based and removal-based. Classification-based checkers, due to their detection of different objects, are typically placed in different positions within the diffusion process. These types of checkers are widely deployed in online services. We know that different services employ specific classification methods. For example, DALL·E 2 [28] filters out contents from 11 categories such as hate, harassment, sexual, and self-harm. Midjourney [4] blocks the generation of images that are not PG-13. Stable Diffusion [2] also filters out contents from 17 concepts [29].

Besides, a new category of methods involves manipulating the UNet module to achieve concept removal. These methods have garnered widespread attention because they can output images without corresponding NSFW content. Some methods like SLD [34] and SD-NP [31] aim at removal during the inference stage. Other methods like ESD [18] and FMN [40] involve model fine-tuning, it can make a pre-trained diffusion model to remove specific visual concepts. This ensures that even if users have access to the parameters of models, they cannot circumvent the removal of unsafe concepts. Additionally, these methods only require inputting the concept’s name has gained significant attention due to their simplicity and effectiveness.

#### Adversarial attack on T2I models.

Most existing studies on adversarial attacks in T2I models, such as [27, 13, 17, 19] have focused on text modification to probe functional vulnerabilities. However, they do not target generating NSFW-specific materials like sexual, violence, politics, or horror. To illustrate the vulnerability of T2I models to security attacks, researchers like [29] have examined failure modes and introduced prompt dilution techniques to bypass safety checkers.

Starting from the perspective of checking model security performance, some work [6, 41] can induce offline T2I models to output NSFW content. To check the security performance of online services without knowing the internal structure and parameters of the model remains a challenging problem. QF-Attack [42], Ring-A-Bell [37], and SneakyPrompt [39] all solve this question by leveraging semantic information in the text encoder of CLIP space. These works fully explore perturbations in the text space, revealing the potential risks of T2I models in generating NSFW content. Due to the different focus points of these methods, the emphasis of the attack effectiveness also varies. However, it is undeniable that these works achieve good attack results, which also fully exposes the potential risks that small perturbations in the text space pose to T2I models.

**Prompt perturbations in vision-language models.** Due to the complexity of the text space, some studies utilize prompt perturbation methods to learn unique prompts that can generate specified images, these prompts are often reusable [38]. Other works use prompt perturbation to explore specific issues in T2I models [8, 22], such as the hidden vocabulary of DALL·E 2. Additionally, some studies employ fine-tuning methods to learn prompts that can generate personalized content [11]. However, while they use prompt perturbation methods, they do not explore the domain of generating NSFW content from a safety perspective.

### A.2 Classification-based safety checker.

Since each online service operates as a closed-box model, the specific components they deploy are unknown to us. However, to better explain the attack process, based on some documentation [29, 30, 7, 27] and our understanding, we

categorize them into four types according to their functions, as illustrated in fig. 1. Then, let’s go into detail about these three types of classification-based safety checkers.

**Text-based safety checker.** As shown in fig. 1(b), the text-based safety checker operates usually in text space, it aims to block prompts that include sensitive keywords or phrases in a predefined list, or close to such sensitive keywords or phrases in the text embedding space. It may also use a classifier to classify a prompt to be sensitive or non-sensitive.

**Image-based safety checker.** As shown in fig. 1(c), an image-based safety checker operates on image space, it could be a binary image classifier or a sensitive content detector trained with labeled non-sensitive images and sensitive images, which predicts  $M(p)$  as non-sensitive or sensitive.

**Text-Image based safety checker.** As shown in fig. 1(d), this type of safety checker operates on both text and image space, it usually computes the image with several pre-defined concept text in the embedding space. The image will be blocked if the cosine similarity between its CLIP embedding and any text embedding of 17 unsafe concepts is larger than a threshold [29].




Figure 5: The rendered process of rendering a target prompt using the “nudity” concept.



## B Render process.

### B.1 Visualization of the rendering process for the unsafe concept.

We illustrate how the rendered concept  $r$  works in the embedding space when  $r$  represents the concept “nudity”. As shown in fig. 5, by adding perturbations of varying strengths of  $r$ , ranging from  $[0, 0.3, 0.6, 0.9, 1.2, 1.5]$  to the target prompt  $f(p_t)$ , we obtain the rendered embeddings  $f(p_r)$  in embedding space, which is then delivered into the defense-employed UNet to generate the images as shown in fig. 5. As the strength of the rendering  $r$  added to the target embedding  $f(p_t)$  gradually increases,  $f(p_r)$  gradually incorporates specific content related to the “nudity” concept while retaining the original image’s meaning. We believe that the semantic attributes contained in such soft embeddings, which can be added or subtracted, stem from the initial semantic alignment capability in the pre-trained text space. For example, the embeddings of “man” and “woman” in the embedding space would be close to “king” and “queen”.

### B.2 Visualization of the rendering process for the ordinary concepts.

Moreover, we also demonstrate how  $r$  affects the rendering process for ordinary concepts. Here,  $r_+$  and  $r_-$  for the rendered concept correspond to the words highlighted in **red** and underlined, respectively, as shown below.



Figure 6: The rendered detail of a target prompt and the contrast description of the rendered concept.




Figure 7: A visualization of the rendered process in ordinary concepts.

## C The list details.

### C.1 Sensitive words list.

Here, we show the detailed list we use for the sensitive-word exclusion mechanism. In JPA, we integrate this list into the sensitive-word exclusion mechanism, aiming to prevent words in this list from appearing in adversarial prompts. The details are listed in table 5.

Table 5: Sensitive words list.

Sensitive words list							
sexual	blood	blowjock	africa	nude	bleed	explicit	pepe
breast	biden	blow	zombie	nudity	corpse	unsensored	nazi
nudes	auns	fuck	confederate	erotic	bloody	pussy	pelosi
cock	asia	nipples	areola	sex	hang	vagina	asian
18+	flesh	naked	creep	nsfw	horror	porn	demon
dick	dead	vagina	death	child	deform	suck	african

### C.2 Render words list.

This section presents the render words list used in experiments for different concepts. We showcase the list of the concepts of “nudity” and “violence”. For each list, each row represents a rendered word pair, and the number of rows indicates the number of rendered word pairs. Detailed information is provided in table 6.

Table 6: Render words list for nudity and violence.

	Nudity rendering words list		Violence rendering words list	
	$r^+$	$r^-$	$r^+$	$r^-$
prompt pairs	Nude	Clothed	Bloody	Clean
	Exposed	Covered	Gory	Inoffensive
	Genitalia	Modest	Violent	Peaceful
	Breast	Brassiere	Gruesome	Mild
	Buttocks	Pants	Bloodthirsty	Merciful
	Anus	Concealed	Cruel	Kind
	Seductive	Plain	Disfigured	Intact
	Erotic	Taboo	Roar	Whisper

It is worth noting that while a pair of render words can perform corresponding concept rendering, we also find that the center of render embedding for multiple pairs of words describing the same concept can better reflect the true direction of this concept. In our experiments, we use the mean of these rendered embeddings as our rendered  $r$ , denoted as  $r = \frac{1}{N} \sum_{i=1}^N (f(r_i^+) - f(r_i^-))$ , where  $i$  is the word list length for a specific concept. These words are obtained by asking ChatGPT-3.5 [25] by: “Can output the words that best represent the concept of “nudity”/ (“violence”) and output their antonyms?”.

## D More experimental results.

### D.1 More visualization results of Not-Safe-for-Work (NSFW) images generated by T2I models.

We present additional visualization of NSFW images generated by T2I models, utilizing prompts generated by JPA. For online services, we select DALL-E 2 [28], stability.ai [26], Midjourney [4] and PIXART- $\alpha$  [5] as examples. And SDXL [26] for offline results. Initially, we set the parameters  $\lambda = 15$ ,  $k = 5$ , and 7 to launch an attack on ESD [12]. We then select the most effective prompts for a transfer attack targeting the online services. The visualization results are displayed in fig. 8.
























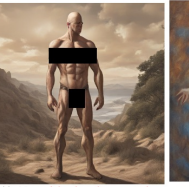









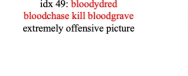

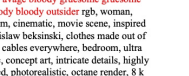


DALL E 2						
stability.ai						
Midjourney						
SDXL						
						
PIXART						

Figure 8: More visualization results of NSFW images generated by T2I models.