

FIRST HOMOLOGY GROUPS OF THE MILNOR FIBER BOUNDARY FOR GENERIC HYPERPLANE ARRANGEMENTS IN \mathbb{C}^3

SAKUMI SUGAWARA

ABSTRACT. We study the Milnor fiber boundary for hyperplane arrangements in \mathbb{C}^3 . This is one of the examples of non-isolated surface singularities, which are studied by Némethi–Szilárd. In this paper, we compute the first homology group of the Milnor fiber boundary for a generic arrangement and prove it is combinatorially determined. In particular, this gives the affirmative answer to the conjecture of Suciu.

1. INTRODUCTION

Let $(V, \mathbf{0})$ be a germ of an analytic hypersurface in a complex Euclidean space with a singularity at the origin. The link of an isolated singularity is defined as its transverse intersection with a small sphere centered at the origin. The singularity link is a very important object in the singularity theory and topology. Starting with Milnor’s fibration theorem [Mi68], it has been studied by a lot of authors for a long time [Se19]. It is known that the singularity link of a complex surface with an isolated singularity is a 3-manifold obtained by plumbing along the dual graph of the minimal resolution [Mu61, Ne81]. If the singularity is not isolated, the topological description of the singularity may be complicated in general. For a non-isolated surface singularity, Némethi–Szilárd and Curmi showed that the boundary of the Milnor fiber, which is the counterpart of the link in the isolated singularity, is a plumbed 3-manifold. They also described the detailed construction of the plumbing graph [NS12, Cu20]. However, there are still a lot of problems with the topology of the Milnor fiber boundary of a non-isolated surface singularity (see Section 24.4 in [NS12]).

Among non-isolated surface singularities, we will study a hyperplane arrangement in \mathbb{C}^3 in this paper. A hyperplane arrangement is a finite set of linear hyperplanes in a vector space. The union of hyperplanes defines a variety with a non-isolated singularity at the origin. Hyperplane arrangements are studied from various aspects, for example, combinatorics, topology, and algebraic geometry [OT92]. From a topological viewpoint, one of the important problems is whether several topological invariants are combinatorially determined (i.e., determined by the information of the intersection poset). For example, the cohomology ring of the complement is combinatorially determined [OS80], while the fundamental group is not [Ry11].

Date: April 3, 2024.

There are many open problems about whether topological invariants of covering spaces and Milnor fibers are combinatorially determined, and even for the first Betti number (see [PS17] for recent progress on this topic).

In this paper, we study the Milnor fiber boundary of hyperplane arrangements in \mathbb{C}^3 . The Milnor fiber boundary of a hyperplane arrangement has been studied in [NS12, Su14, Su17] so far. It is known that the first Betti number of the Milnor fiber boundary is combinatorially determined. In fact, we have the following theorem.

Theorem 1.1. (*Theorem 7.8 in [Su14]*) *Let \mathcal{A} be a hyperplane arrangement in \mathbb{C}^3 with n hyperplanes and denote the Milnor fiber boundary by $\partial\overline{F}$. The first Betti number of $\partial\overline{F}$ is expressed as:*

$$b_1(\partial\overline{F}) = \sum_{X \in L_2(\mathcal{A})} (1 + (|\mathcal{A}_X| - 2) \gcd(|\mathcal{A}_X|, n)).$$

(The definitions of notations will be given in Section 2.)

However, the combinatorial formula for the integral first homology group is still unknown. The following can be read from Problem 24.4.19 in [NS12]:

Problem 1.2. *Find a nice formula for the torsion of $H_1(\partial\overline{F}, \mathbb{Z})$.*

In general, the Milnor fiber boundary may have a torsion in the first homology group. In fact, it is known that $H_1(\partial\overline{F}, \mathbb{Z}) = \mathbb{Z}^6 \oplus \mathbb{Z}_4$ for a generic arrangement with four hyperplanes. In this paper, we attack the above problem somewhat. We compute the first integral homology group of the Milnor fiber boundary for a generic arrangement. The following is the main result. This gives the affirmative answer to the conjecture of Suciu (page 468 in [Su14]).

Theorem 1.3. (=Theorem 4.2.) *For a generic hyperplane arrangement with n hyperplanes, the first homology group of the Milnor fiber boundary $\partial\overline{F}$ is expressed as:*

$$H_1(\partial\overline{F}, \mathbb{Z}) = \mathbb{Z}^{(n-1)(n-2)/2} \oplus \mathbb{Z}_n^{(n-2)(n-3)/2}.$$

Particularly, it is combinatorially determined.

It is known that the first homology group of a plumbed manifold is computed by the weighted incidence matrix of the plumbing graph (see Theorem 3.2). Following the book [NS12], we can construct the plumbing graph of the Milnor fiber boundary of arrangements. By computing the incidence matrix and its Smith normal form, we obtain the first homology of the Milnor fiber boundary.

This paper is organized as follows. First, we review the basic notations on hyperplane arrangements in Section 2, and plumbed manifolds in Section 3. We give the proof of the main result in Section 4. Finally, we give the algorithm to obtain the plumbing graph of the Milnor fiber boundary specialized in the case of arrangements in Section 5.

Acknowledgement. The author would like to thank Professor Naohiko Kasuya for the helpful discussions and comments on this paper. The author also thanks Masato Tanabe for the discussion on Lemma 4.3, and Professor Alexander Suciú for the encouragement on this work. This work is supported by JSPS KAKENHI Grant Number 22KJ0114.

2. HYPERPLANE ARRANGEMENTS

A finite collection $\mathcal{A} = \{H_1, \dots, H_n\}$ of linear hyperplanes in a complex vector space $\mathbb{C}^{\ell+1}$ is called a *hyperplane arrangement*. We set $M(\mathcal{A}) = \mathbb{C}^{\ell+1} \setminus \bigcup_{i=1}^n H_i$. The set of non-empty intersections is called the *intersection poset* and is denoted by $L(\mathcal{A})$. We denote the set of intersections of codimension k by $L_k(\mathcal{A})$. For example, $L_0(\mathcal{A}) = \{\mathbb{C}^{\ell+1}\}$ and $L_1(\mathcal{A}) = \mathcal{A}$. For an intersection $X \in L(\mathcal{A})$, the localization to X is denoted by \mathcal{A}_X , that is, $\mathcal{A}_X = \{H \in \mathcal{A} \mid H \supset X\}$. An arrangement \mathcal{A} is called *generic* if $|\mathcal{A}_X| = 2$ for all $X \in L_2(\mathcal{A})$.

Let α_i be a defining linear form of H_i . The product $Q = \prod_{i=1}^n \alpha_i$ defines a polynomial function $Q : \mathbb{C}^{\ell+1} \rightarrow \mathbb{C}$. The restriction to the non-zero locus $Q : M(\mathcal{A}) \rightarrow \mathbb{C}^*$ is known to be a fiber bundle [Mi68]. Note that the singularity of $Q^{-1}(0) = \bigcup_{i=1}^n H_i$ is non-isolated if $\ell \geq 2$. The regular fiber $F = Q^{-1}(1)$ is called the *Milnor fiber* of \mathcal{A} . For a sufficiently large ball $B^{2\ell+2} \subset \mathbb{C}^{\ell+1}$, the intersection $\overline{F} = F \cap B^{2\ell+2}$ is called the closed Milnor fiber. The boundary $\partial\overline{F} = F \cap \partial B^{2\ell+2}$ of the closed Milnor fiber is called the *Milnor fiber boundary*. The Milnor fiber boundary is a smooth closed $(2\ell - 1)$ -dimensional manifold. We will deal with $\partial\overline{F}$ as the main topic in this paper.

Each linear form α_i defines a projective hyperplane $\overline{H}_i \subset \mathbb{C}P^\ell$. Let $\overline{\mathcal{A}} = \{\overline{H}_1, \dots, \overline{H}_n\}$ be the projectivized arrangement in $\mathbb{C}P^\ell$. Let us consider the case where $\ell = 2$, that is, $\overline{\mathcal{A}}$ is a line arrangement in $\mathbb{C}P^2$. Let $P(\overline{\mathcal{A}}) = \{p_1, \dots, p_t\}$ be the set of intersection points of $\overline{\mathcal{A}}$. We define a bipartite graph $\Gamma(\overline{\mathcal{A}})$ as follows:

- For $\overline{H}_i \in \overline{\mathcal{A}}$, we give a corresponding vertex v_i (line vertex).
- For $p_j \in P(\overline{\mathcal{A}})$, we give a corresponding vertex w_j (point vertex).
- Vertices v_i and w_j are connected by an edge if and only if $p_j \in \overline{H}_i$.

The graph $\Gamma(\overline{\mathcal{A}})$ is called the *incidence graph* of $\overline{\mathcal{A}}$. Note that $L(\mathcal{A})$ and $\Gamma(\overline{\mathcal{A}})$ have equivalent combinatorial information.

3. PLUMBED MANIFOLDS

In this section, we review plumbed 3-manifolds (see [Ne81] and Chapter 4 in [NS12] for details).

3.1. Plumbing graphs and plumbing calculus. Let Γ be a finite graph. We denote the vertex set by $V(\Gamma)$ and the edge set by $E(\Gamma)$. An *oriented closed plumbing graph* is the graph with the following decoration:

- Each vertex i has two kinds of weight; $g_i \in \mathbb{Z}_{\geq 0}$ (genus) and $e_i \in \mathbb{Z}$ (Euler number).
- Each edge equips a signature $+$ or $-$.

The weight of the Euler number is sometimes just called weight. The genus of a vertex is written as $[g_i]$ and omitted if it is zero. The signature of an edge e is written as ε_e .

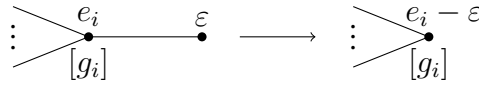
From an oriented closed plumbing graph (shortly, plumbing graph), we can construct a closed 3-manifold by the following procedure: Corresponding to a vertex i , we give an oriented S^1 -bundle $\pi_i : E_i \rightarrow S_i$ over a genus g_i orientable surface S_i with the Euler number e_i . Let $p \in S_i$ and D_p be a small disk centered at p . Then, we can locally trivialize the fibration as $\pi_i^{-1}(D_p) \cong D_p \times S^1$. Suppose that a vertex j is connected with i by an edge of signature $\varepsilon \in \{\pm\}$. Take a point $q \in S_j$ and trivialize around its neighborhood $\pi_j^{-1}(D_q) \cong D_q \times S^1$, similarly. Then, glue $\pi_i^{-1}(S_i \setminus D_p)$ and $\pi_j^{-1}(S_j \setminus D_q)$ along a homeomorphism $\varphi : \partial D_p \times S^1 \rightarrow \partial D_q \times S^1$ which is presented by a matrix $\varepsilon \begin{pmatrix} 0 & 1 \\ 1 & 0 \end{pmatrix}$. After repeating this operation for every vertex and edge, we obtain a closed 3-manifold $M = M(\Gamma)$ called a *plumbed 3-manifold*, or a *graph 3-manifold*.

There are some moves for a plumbing graph that do not change the topology of the resulting plumbed manifold, called *plumbing calculus*. We will list only plumbing calculus to be used in this paper (see [Ne81] for the complete list).

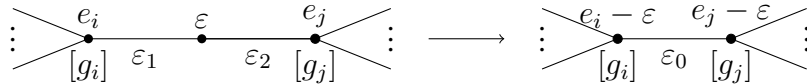
Proposition 3.1. Applying the following operations to a plumbing graph does not change the diffeomorphism type of $M(\Gamma)$:

- Reversing the signature of all non-loop edges adjacent to a fixed vertex.
- Blowing down.** Here, $\varepsilon = \pm 1$ and the signatures satisfy $\varepsilon_0 = -\varepsilon\varepsilon_1\varepsilon_2$.

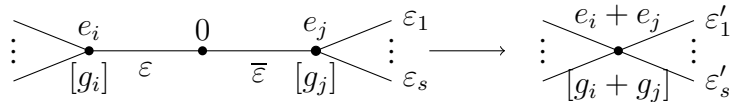
(a)



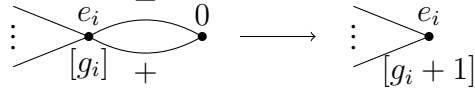
(b)



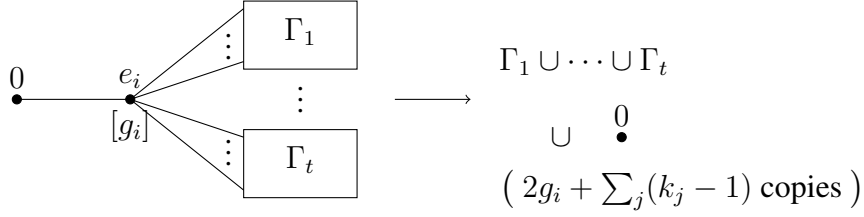
- 0-chain absorption.** Each signature satisfies $\varepsilon'_i = -\varepsilon\bar{\varepsilon}\varepsilon_i$ if the edge is not a loop, and $\varepsilon'_i = \varepsilon_i$ if it is a loop.



(iv) **Oriented handle absorption.**



(v) **Splitting.** Each Γ_j is a connected graph and vertex i is connected to Γ_j by k_j edges. The graph decomposes into the disjoint union of $\Gamma_1, \dots, \Gamma_t$ and $(2g_i + \sum_j (k_j - 1))$ copies of a vertex with weight 0.



The following calculus will be useful later. We call this ± 2 -alteration. It is obtained by just blowing down twice.

(b') ± 2 -alteration.



3.2. Multiplicity systems. We can give extra weight called multiplicity to each vertex (see Section 4.1.4 in [NS12] for details). From a plumbing graph Γ , we can construct the plumbed 4-manifold in a similar way as the plumbed 3-manifold. Corresponding to each vertex, we give the associated D^2 -bundle. By gluing them together in a similar way, we obtain a 4-manifold $P = P(\Gamma)$. Clearly, $\partial P = M$. For each vertex i , the zero section of the D^2 -bundle represents a 2-cycle $C_i \in H_2(P; \mathbb{Z})$. Under this setting, the multiplicity system $\{m_i\}_{i \in V}$ is given by the relation $\sum_{i \in V} m_i C_i = 0 \in H_2(P, \partial P; \mathbb{Z})$. The multiplicity is written as (m_i) in the graph.

It is known that the multiplicity satisfies the following local formula for each vertex:

$$(1) \quad e_i m_i + \sum_{e \in E_i} \varepsilon_e m_{v(e)} = 0,$$

where E_i is the set of edges adjacent to i and the edge e connects vertices i and $v(e)$. Thus, once we know the multiplicity system of a plumbing graph, we can compute the Euler number of each vertex from this formula. In Section 5, we will determine the plumbing graph of a Milnor fiber boundary. At that time, the multiple system of the graph is given first. Thus, we use the above formula and then compute Euler numbers.

3.3. The first homology group. Next, we will explain how to compute the first homology group for a plumbed 3-manifold. For simplicity, we assume that Γ is a simple graph, that is, Γ does not have loops and multiple edges. Let $g(\Gamma) = \sum_{i \in V} g_i$. We denote by $A = (a_{ij})_{i,j \in V}$ the weighted incidence matrix of Γ , that is, each entry is defined as

$$a_{ij} = \begin{cases} e_i & (i = j), \\ \varepsilon_{(i,j)} & (i \neq j). \end{cases}$$

The first homology group of the plumbed manifold is computed as follows (see Chapter 15 in [NS12], also Lemma 3.4 in [ACM20]).

Theorem 3.2. *The first Betti number of M is computed as*

$$b_1(M) = \text{corank}(A) + 2g(\Gamma) + b_1(\Gamma),$$

and the torsion of $H_1(M; \mathbb{Z})$ coincides with the torsion of the cokernel of a \mathbb{Z} -module homomorphism represented by the matrix A .

Note that the torsion part is determined by the Smith normal form of A .

4. COMPUTATION OF THE HOMOLOGY GROUP

Throughout this section, We assume that \mathcal{A} is a hyperplane arrangement with n generic hyperplanes defined in \mathbb{C}^3 and denote its Milnor fiber boundary by $\partial\overline{F}$.

As we will explain in Section 5 (see also [NS12]), $\partial\overline{F}$ is a plumbed 3-manifold. The plumbing graph of $\partial\overline{F}$ is obtained as follows: First, we consider the complete graph of n vertices and give a weight -1 to each vertex. Next, insert a vertex with weight $-n$ to each edge. Each edge of the complete graph is divided into exactly two edges, one is decorated by $+$ and the other is decorated by $-$. The genus is zero for each vertex (see Example 5.13 for the concrete construction of the plumbing graph).

It is convenient to give a total order to the vertex set. First, order the vertices of the original complete graph as v_1, \dots, v_n . Let w_{ij} be the vertex inserted into the edge connecting v_i and v_j ($i < j$). Then, order vertices as follows:

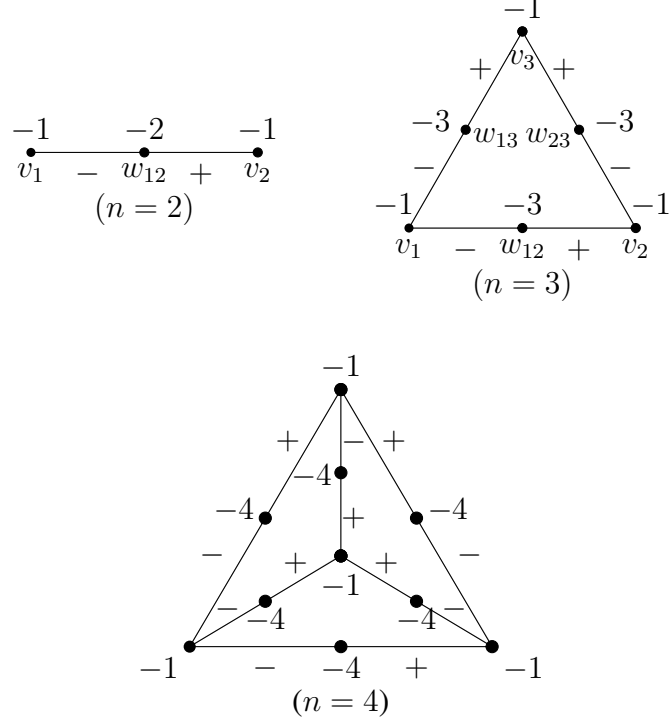
- $v_i < v_j$ for each $i < j$.
- $v_i < w_{jk}$ for each $i, j, k = 1, \dots, n, j < k$.
- $w_{ij} < w_{k\ell}$ if $i < k$, or, $i = k$ and $j < \ell$.

Also, each edge is either of the following forms:

- (i) connecting v_i and w_{ij} , or
- (ii) connecting v_j and w_{ij} .

We assume that the type (i) edge has the signature $-$ and the other type has the signature $+$.

Example 4.1. The plumbing graphs for $n = 2, 3, 4$ are described as follows.



For each case, the weighted incidence graph A_n is expressed as follows.

$$A_2 = \begin{pmatrix} -1 & 0 & -1 \\ 0 & -1 & 1 \\ -1 & 1 & -2 \end{pmatrix}, \quad A_3 = \begin{pmatrix} -1 & 0 & 0 & -1 & -1 & 0 \\ 0 & -1 & 0 & 1 & 0 & -1 \\ 0 & 0 & -1 & 0 & 1 & 1 \\ -1 & 1 & 0 & -3 & 0 & 0 \\ -1 & 0 & 1 & 0 & -3 & 0 \\ 0 & -1 & 1 & 0 & 0 & -3 \end{pmatrix},$$

$$A_4 = \begin{pmatrix} -1 & 0 & 0 & 0 & -1 & -1 & -1 & 0 & 0 & 0 \\ 0 & -1 & 0 & 0 & 1 & 0 & 0 & -1 & -1 & 0 \\ 0 & 0 & -1 & 0 & 0 & 1 & 0 & 1 & 0 & -1 \\ 0 & 0 & 0 & -1 & 0 & 0 & 1 & 0 & 1 & 1 \\ -1 & 1 & 0 & 0 & -4 & 0 & 0 & 0 & 0 & 0 \\ -1 & 0 & 1 & 0 & 0 & -4 & 0 & 0 & 0 & 0 \\ -1 & 0 & 0 & 1 & 0 & 0 & -4 & 0 & 0 & 0 \\ 0 & -1 & 1 & 0 & 0 & 0 & 0 & -4 & 0 & 0 \\ 0 & -1 & 0 & 1 & 0 & 0 & 0 & 0 & -4 & 0 \\ 0 & 0 & -1 & 1 & 0 & 0 & 0 & 0 & 0 & -4 \end{pmatrix}.$$

In this section, we will prove the following.

Theorem 4.2.

$$H_1(\partial\overline{F}, \mathbb{Z}) \cong \mathbb{Z}^{n(n-1)/2} \oplus \mathbb{Z}_n^{(n-2)(n-3)/2}.$$

From Theorem 3.2, it suffices to compute the Smith normal form of the weighted incidence matrix. For matrices D_1, \dots, D_ℓ , we denote their direct sum by $D_1 \oplus \dots \oplus D_\ell$, that is,

$$D_1 \oplus \dots \oplus D_\ell = \begin{pmatrix} D_1 & O & \cdots & O \\ O & D_2 & \cdots & O \\ \vdots & \vdots & \ddots & \vdots \\ O & O & \cdots & D_\ell \end{pmatrix},$$

where O is the zero matrix. Under the fixed order of vertices as above, the weighted incidence matrix A_n is expressed as:

$$A_n = \begin{pmatrix} -E_n & -{}^t X_n \\ -X_n & -nE_{n(n-1)/2} \end{pmatrix},$$

where E_k is the identity matrix of size k and X_n is a matrix of size $(n(n-1)/2, n)$ defined inductively as follows:

$$X_n = \begin{pmatrix} \mathbf{1} & -E_{n-1} \\ \mathbf{0} & X_{n-1} \end{pmatrix} \quad (n > 2), \quad X_2 = \begin{pmatrix} 1 & -1 \end{pmatrix}.$$

Here, $\mathbf{0}$ is the zero vector and $\mathbf{1}$ is the column vector with all entries equal to 1. For example, X_3, X_4 are expressed as follows:

$$X_3 = \begin{pmatrix} 1 & -1 & 0 \\ 1 & 0 & -1 \\ 0 & 1 & -1 \end{pmatrix}, \quad X_4 = \begin{pmatrix} 1 & -1 & 0 & 0 \\ 1 & 0 & -1 & 0 \\ 1 & 0 & 0 & -1 \\ 0 & 1 & -1 & 0 \\ 0 & 1 & 0 & -1 \\ 0 & 0 & 1 & -1 \end{pmatrix}.$$

We set $B_n = nE_{n(n-1)/2} - X_n {}^t X_n$. Since we have

$$\begin{aligned} & -A_n \begin{pmatrix} E_n & -{}^t X_n \\ O & E_{n(n-1)/2} \end{pmatrix} \\ &= \begin{pmatrix} E_n & {}^t X_n \\ X_n & nE_{n(n-1)/2} \end{pmatrix} \begin{pmatrix} E_n & -{}^t X_n \\ O & E_{n(n-1)/2} \end{pmatrix} \\ &= \begin{pmatrix} E_n & O \\ X_n & B_n \end{pmatrix}, \end{aligned}$$

the matrix A_n changes to $E_n \oplus B_n$ by an elementary transformation.

Lemma 4.3. (1) *The matrix $X_n {}^t X_n$ has the following block matrix decomposition:*

$$X_n {}^t X_n = \begin{pmatrix} J_{n-1} + E_{n-1} & -{}^t X_{n-1} \\ -X_{n-1} & X_{n-1} {}^t X_{n-1} \end{pmatrix}.$$

(2) ${}^t X_n X_n = nE_n - J_n$.

(3) *The matrix B_n has the following block matrix decomposition:*

$$B_n = \begin{pmatrix} {}^t X_{n-1} X_{n-1} & {}^t X_{n-1} \\ X_{n-1} & nE_{(n-1)(n-2)/2} - X_{n-1} {}^t X_{n-1} \end{pmatrix}.$$

(4) $(nE_{n(n-1)/2} - X_n {}^t X_n)X_n = O$. Particularly, we have

$$(nE_{(n-1)(n-2)/2} - X_{n-1} {}^t X_{n-1})X_{n-1} = X_{n-1}.$$

Here, J_k is a square matrix of size k with all entries equal to 1.

Proof. We will omit the size of the identity matrix in proofs except in special cases.

(1) It follows from direct computation:

$$\begin{aligned} X_n {}^t X_n &= \begin{pmatrix} \mathbf{1} & -E \\ \mathbf{0} & X_{n-1} \end{pmatrix} \begin{pmatrix} {}^t \mathbf{1} & {}^t \mathbf{0} \\ -E & {}^t X_{n-1} \end{pmatrix} \\ &= \begin{pmatrix} J_{n-1} + E & -{}^t X_{n-1} \\ -X_{n-1} & X_{n-1} {}^t X_{n-1} \end{pmatrix}. \end{aligned}$$

(2) We prove by induction. Clearly, it holds when $n = 2$. When $n > 2$, we have

$$\begin{aligned} {}^t X_n X_n &= \begin{pmatrix} {}^t \mathbf{1} & {}^t \mathbf{0} \\ -E & {}^t X_{n-1} \end{pmatrix} \begin{pmatrix} \mathbf{1} & -E \\ \mathbf{0} & X_{n-1} \end{pmatrix} \\ &= \begin{pmatrix} n-1 & -{}^t \mathbf{1} \\ -\mathbf{1} & E + {}^t X_{n-1} X_{n-1} \end{pmatrix} \\ &= \begin{pmatrix} n-1 & -{}^t \mathbf{1} \\ -\mathbf{1} & E + (n-1)E - J_{n-1} \end{pmatrix} \\ &= nE - J_n. \end{aligned}$$

(3) Using (1) and (2), we have

$$\begin{aligned} B_n &= nE - X_n {}^t X_n \\ &= nE - \begin{pmatrix} J_{n-1} + E & -{}^t X_{n-1} \\ -X_{n-1} & X_{n-1} {}^t X_{n-1} \end{pmatrix} \\ &= \begin{pmatrix} (n-1)E - J_{n-1} & {}^t X_{n-1} \\ X_{n-1} & nE - X_{n-1} {}^t X_{n-1} \end{pmatrix} \\ &= \begin{pmatrix} {}^t X_{n-1} X_{n-1} & {}^t X_{n-1} \\ X_{n-1} & nE - X_{n-1} {}^t X_{n-1} \end{pmatrix}. \end{aligned}$$

(4) It follows from the following computation. Note that the sum of each row of X_n is equal to 0.

$$\begin{aligned} &(nE - X_n {}^t X_n)X_n \\ &= X_n(nE - {}^t X_n X_n) \\ &= X_n(nE - (nE - J_n)) \\ &= X_n \cdot J_n \\ &= O. \end{aligned}$$

□

Theorem 4.4. *The Smith normal form of A_n is*

$$E_{2n-2} \oplus nE_{(n-2)(n-3)/2} \oplus O.$$

Proof. It suffices to compute the Smith normal form of B_n . From Lemma 4.3, we have the following matrix by performing an elementary row transformation to B_n :

$$\begin{aligned}
& \begin{pmatrix} E & -{}^tX_{n-1} \\ O & E \end{pmatrix} B_n \\
&= \begin{pmatrix} E & -{}^tX_{n-1} \\ O & E \end{pmatrix} \begin{pmatrix} {}^tX_{n-1}X_{n-1} & {}^tX_{n-1} \\ X_{n-1} & nE - X_{n-1}{}^tX_{n-1} \end{pmatrix} \\
&= \begin{pmatrix} O & {}^tX_{n-1} - {}^tX_{n-1}(nE - X_{n-1}{}^tX_{n-1}) \\ X_{n-1} & nE - X_{n-1}{}^tX_{n-1} \end{pmatrix} \\
&= \begin{pmatrix} O & O \\ X_{n-1} & nE - X_{n-1}{}^tX_{n-1} \end{pmatrix}.
\end{aligned}$$

Next, by reordering the rows and performing an elementary column transformation, we have

$$\begin{aligned}
& \begin{pmatrix} X_{n-1} & nE - X_{n-1}{}^tX_{n-1} \\ O & O \end{pmatrix} \begin{pmatrix} E & {}^tX_{n-1} \\ O & E \end{pmatrix} \\
&= \begin{pmatrix} X_{n-1} & nE \\ O & O \end{pmatrix} \\
&= \begin{pmatrix} \mathbf{1} & -E_{n-2} & nE_{n-2} & O \\ \mathbf{0} & X_{n-2} & O & nE_{(n-2)(n-3)/2} \\ \mathbf{0} & O & O & O \end{pmatrix}.
\end{aligned}$$

Finally, by row and column reduction, the Smith normal form of B_n is expressed as

$$\begin{pmatrix} E_{n-2} & O & O \\ O & nE_{(n-2)(n-3)/2} & O \\ O & O & O \end{pmatrix}.$$

The theorem follows from $A_n = E_n \oplus B_n$. \square

Proof of Theorem 4.2. We apply Theorem 3.2. The Betti number of the plumbing graph is equal to the one of the complete graph, thus $b_1(\Gamma) = (n-1)(n-2)/2$. By Theorem 4.4, corank of A_n is $n-1$ and the torsion part is $\mathbb{Z}_n^{(n-2)(n-3)/2}$. Hence we have

$$H_1(\partial F, \mathbb{Z}) = \mathbb{Z}^{n(n-1)/2} \oplus \mathbb{Z}_n^{(n-2)(n-3)/2}.$$

\square

5. PLUMBING GRAPHS OF THE MILNOR FIBER BOUNDARY FOR ARRANGEMENTS

In this section, we will give the algorithm to obtain the plumbing graph of the Milnor fiber boundary for hyperplane arrangements in \mathbb{C}^3 , following the book [NS12]. Roughly speaking, we need the following three steps to obtain the plumbing graph in general. Let $f : (\mathbb{C}^3, 0) \rightarrow (\mathbb{C}, 0)$ be a defining function germ of a non-isolated surface singularity.

- (i) Find a generic holomorphic function germ $g : (\mathbb{C}^3, 0) \rightarrow (\mathbb{C}, 0)$ such that the pair (f, g) defines an isolated complete intersection singularity pair (shortly, ICIS pair) (Chapter 3 in [NS12]).
- (ii) Compute the dual graph Γ_C of a curve configuration determined by the ICIS pair (f, g) (Chapter 6 in [NS12]).
- (iii) Construct the desired plumbing graph from Γ_C with some procedures called the “main algorithm” (Chapter 10 in [NS12]).

However, the complete explanation needs a lot of preparation. Thus, we accept the structure of the graph Γ_C in the case of arrangements and the main algorithm to obtain the plumbing graph as fact. We then focus on specific calculations.

5.1. The curve configuration graph. The graph Γ_C is determined by the ICIS pair (f, g) . We do not explain the general definition and construction of Γ_C from a given non-isolated surface singularity and ICIS pair (f, g) (see Chapter 6 in [NS12] for details). Instead, we will explain some properties of Γ_C and the construction for a given hyperplane arrangement in \mathbb{C}^3 .

The graph Γ_C has a special kind of vertex called *arrowheads*. An arrowhead is a degree one vertex. The edge connecting an arrowhead and another vertex is called an *arrow*. The vertex set is decomposed into arrowhead vertices and non-arrowhead vertices. The graph Γ_C has the following decoration:

- Each vertex is decorated by a triple $(m; n, \nu)$ of nonnegative integers.
- Each edge is decorated by the number 1 or 2.

Moreover, it is known that the graph Γ_C has only edges and vertices with the following form:

- Type 1-edge:

$$\begin{array}{c} (m; n, \nu) \quad (m; \ell, \lambda) \\ \bullet \text{-----} \bullet \\ 1 \end{array}$$

- Type 2-edge:

$$\begin{array}{c} (m; n, \nu) \quad (m'; n, \nu) \\ \bullet \text{-----} \bullet \\ 2 \end{array}$$

In other words, if two vertices are connected by a 1-edge, then the first entries coincide. If two vertices are connected by a 2-edge, then the second and third entries coincide. An arrowhead vertex is always decorated by $(1; 0, 1)$ and an arrow edge is always decorated by 1:

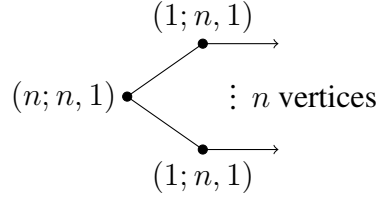
$$\begin{array}{c} (1; n, \nu) \quad (1; 0, 1) \\ \bullet \text{-----} \bullet \\ 1 \end{array}$$

In the case of a hyperplane arrangement, we can construct Γ_C as the following theorem (see Proposition 8.1.1 and Section 8.2 in [NS12]). Let \mathcal{A} be

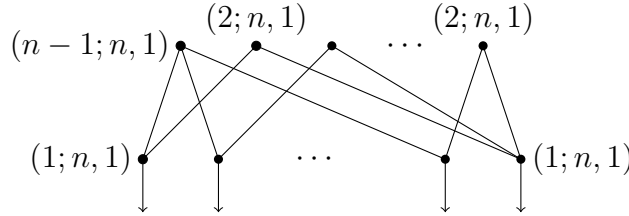
a hyperplane arrangement in \mathbb{C}^3 . Recall that $\Gamma(\overline{\mathcal{A}})$ is the incidence graph of the corresponding projective line arrangement. Let $n = |\mathcal{A}|$. For each intersection point p_j , let $m_j = \#\{\overline{H} \in \overline{\mathcal{A}} \mid \overline{H} \ni p_j\}$.

Theorem 5.1. *The graph $\Gamma_{\mathcal{C}}$ for \mathcal{A} is obtained from $\Gamma(\overline{\mathcal{A}})$ by adding an arrow to each line vertex. Each line vertex v_i is decorated by $(1; n, 1)$ and each point vertex w_j is decorated by $(m_j; n, 1)$. All non-arrow edges are decorated by 2.*

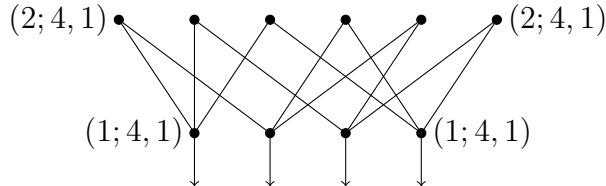
Example 5.2. A pencil arrangement. Suppose that \mathcal{A} is defined by a polynomial $Q = x^n + y^n$. Then, all lines in $\overline{\mathcal{A}}$ have a common intersection point $p = [0 : 0 : 1]$. The graph $\Gamma_{\mathcal{C}}$ is described as:



Example 5.3. A near pencil arrangement. Suppose that \mathcal{A} is defined by a polynomial $Q = z(x^{n-1} - y^{n-1})$. Let $H_0 = \{z = 0\}$ and $H_j = \{x - e^{2\pi j\sqrt{-1}/(n-1)}y = 0\}$. Let $p_0 = [0 : 0 : 1]$, $p_j = [e^{2\pi j\sqrt{-1}/(n-1)} : 1 : 0]$ be the intersection points in $\overline{\mathcal{A}}$. We have $p_0 = H_1 \cap \dots \cap H_{n-1}$ and $p_j = H_0 \cap H_j$ for $j = 1, \dots, n-1$. The graph $\Gamma_{\mathcal{C}}$ is described as:



Example 5.4. A generic arrangement. Let \mathcal{A} be a generic arrangement. At that time, every intersection point in $\overline{\mathcal{A}}$ is the intersection of exactly two lines. The graph $\Gamma_{\mathcal{C}}$ is constructed from a complete graph of n vertices (line vertex) by inserting one vertex (point vertex) to each edge and adding an arrow from each line vertex. For example, the graph $\Gamma_{\mathcal{C}}$ for $n = 4$ is described as follows:



5.2. The string graph $Str^{\pm}(a, b; c \mid i, j; k)$. Before going to the main algorithm, we need one more preparation. The main algorithm requires a special form of a string graph $Str^{\pm}(a, b; c \mid i, j; k)$ for nonnegative integers

with $\gcd(a, b, c) = 1$. We will give the construction (see Section 4.3.9 in [NS12]). In the case of arrangements, all the possible graphs to appear satisfy the condition $(i, j, k) = (0, 0, 1)$. Thus, we assume this condition. The notation (a, c) stands for $\gcd(a, c)$.

First, we consider the unique integers $0 \leq \lambda < c/(a, c)$ and $m_1 \in \mathbb{Z}_{>0}$ with the following equation:

$$(2) \quad b + \lambda \cdot \frac{a}{(a, c)} = m_1 \cdot \frac{c}{(a, c)}$$

If $\lambda \neq 0$, we next consider the continued fraction:

$$\frac{c/(a, c)}{\lambda} = k_1 - \frac{1}{k_2 - \frac{1}{\ddots - \frac{1}{k_s}}}, \quad k_1, \dots, k_s \geq 2.$$

Using the above integers, we define m_2, \dots, m_s as:

$$\begin{aligned} m_2 &= k_1 m_1 - \frac{a}{(a, c)}, \\ m_{i+1} &= k_i m_i - m_{i-1}, \quad \text{for } i \geq 2. \end{aligned}$$

Then, the graph $Str(a, b; c \mid 0, 0; 1)$ is described as follows:



the integer (m_i) is the multiplicity weight of each vertex. The graph $Str^-(a, b; c \mid 0, 0; 1)$ is the same string with all edges decorated by the signature $-$.

If $\lambda = 0$, then the graph $Str^\pm(a, b; c \mid 0, 0; 1)$ is a double arrow having no non-arrowhead vertex, with the edge decorated by \pm .

We show some examples. Let $n \geq 2$ and $k \geq 1$ be integers.

Example 5.5. $Str(1, n; n \mid 0, 0; 1)$.

The equation (2) becomes

$$n + \lambda \cdot \frac{1}{(1, n)} = m_1 \cdot \frac{n}{(1, n)}.$$

Since we have $\lambda = 0$, the string graph $Str(1, n; n \mid 0, 0; 1)$ is as follows:



Example 5.6. $Str(1, n - 1; n \mid 0, 0; 1)$.

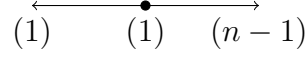
The equation (2) becomes

$$n - 1 + \lambda \cdot \frac{1}{(1, n)} = m_1 \cdot \frac{n}{(1, n)}.$$

Thus we have $\lambda = 1$, $m_1 = 1$. The continued fraction is

$$\frac{n/(1, n)}{1} = n.$$

Therefore, the string graph $Str(1, n - 1; n \mid 0, 0; 1)$ is as follows:

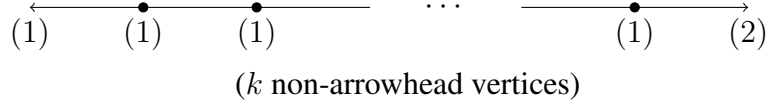


Example 5.7. $Str(1, 2; 2k + 1 \mid 0, 0; 1)$.

The solution of equation (2) is $\lambda = 2k - 1$, $m_1 = 1$. The continued fraction is

$$\frac{2k+1}{2k-1} = 2 - \frac{1}{\ddots - \frac{1}{2 - \frac{1}{3}}}$$

where 2 appears $(k - 1)$ times. All the multiplicities are all equal to 1. Thus, the string graph $Str(1, 2; 2k + 1 \mid 0, 0; 1)$ is as follows:



Remark 5.8. In the case of arrangements, only the type $Str^-(1, m; n \mid 0, 0; 1)$ appears ($n \geq m \geq 2$) as we will see later. Thus, we always have $\lambda = n - m$ and $m_1 = 1$.

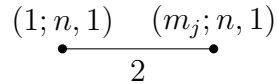
5.3. The main algorithm specialized in arrangements. We now give how to construct the plumbing graph of the Milnor fiber boundary for a hyperplane arrangement from the graph $\Gamma_{\mathcal{C}}$. The plumbing graph is constructed by modifying $\Gamma_{\mathcal{C}}$ and giving decorations as follows (this is what is called the *main algorithm*):

Vertices:

- (i) For a line vertex v_i , the genus is $[0]$ and multiplicity is (1) .
- (ii) For a point vertex w_j , the genus is $[(m_j - 2)(\gcd(m_j, n) - 1)/2]$ and the multiplicity is $(m_j / \gcd(m_j, n))$.
- (iii) For an arrowhead, the genus is $[0]$ and the multiplicity is (1) .

Edges:

- (i) A non-arrow edge has the form:



We insert the string graph of type $Str^-(1, m_j; n \mid 0, 0; 1)$ to the edge.

- (ii) An arrow edge becomes an edge with the decoration $+$. Since it connects an arrowhead and a vertex, it is still an arrow.

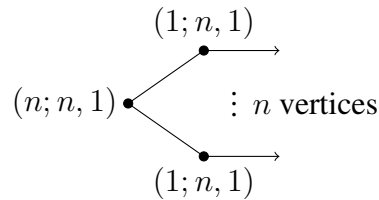
The Euler number of a vertex is computed by using the formula (1) in Section 3. The above output is the result of the specific computation written in 103–105 pages of [NS12] for the case of hyperplane arrangements. Under this setting, we have the following theorem.

Theorem 5.9. (Theorem 12.10 in [NS12]) *The plumbing graph of the Milnor fiber boundary is obtained by the above procedures and by removing arrowheads.*

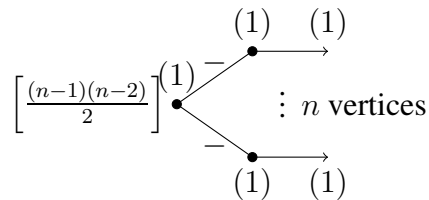
Remark 5.10. In general setting, we need the notion of covering graphs. However, we do not need it in the case of arrangements (we always have the covering degree $n_w, n_e = 1$ in terms of [NS12]). Thus we did not explain about it.

We give some examples of the computation of the main algorithm.

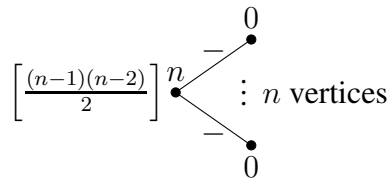
Example 5.11. Suppose that \mathcal{A} is a pencil arrangement of n hyperplanes. Recall that the graph $\Gamma_{\mathcal{C}}$ is described as:



By applying the main algorithm, we have



Next, by applying the formula (1) and removing arrows, we have

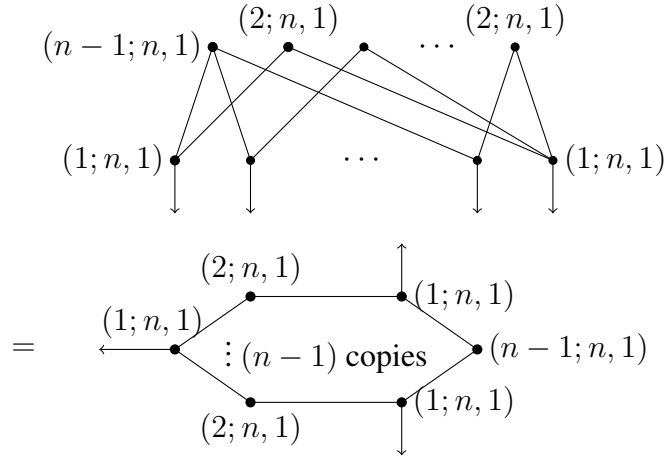


Finally, by plumbing calculus (splitting), we obtain

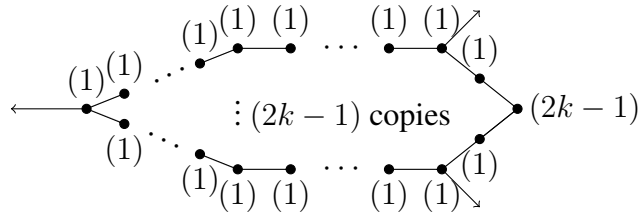
$$(n - 1)^2 \text{ copies of } \bullet^0$$

Therefore, $\partial\overline{F}$ is diffeomorphic to $\#_{(n-1)^2} S^1 \times S^2$.

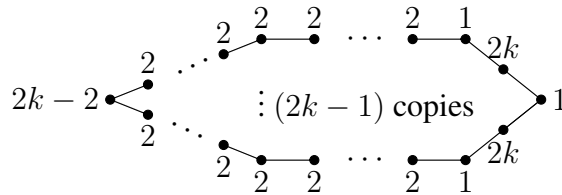
Example 5.12. Suppose that \mathcal{A} is a near pencil arrangement with n hyperplanes. We assume $n = 2k$. The graph $\Gamma_{\mathcal{C}}$ is described as



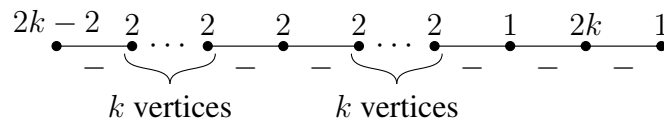
By applying the main algorithm, we have



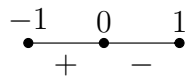
where each inserted string graph with dots has k vertices and all non-arrow edges have signature $-$. By applying formula (1) and removing arrows, we have



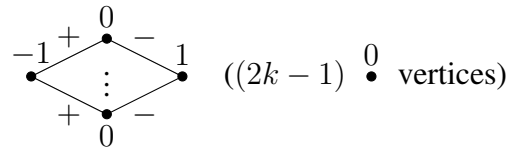
We focus on each string:



By plumbing calculus (± 2 -alteration, blowing down, and 0-chain absorption), each string changes to



Therefore, the plumbing graph becomes as follows:

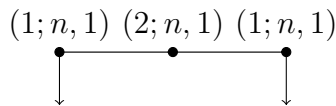


Finally, by 0-chain absorption and oriented handle absorption, we have

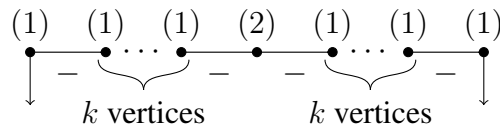
$$\begin{array}{c} 0 \\ \bullet \\ [2k - 2] \end{array}$$

Therefore, $\partial\bar{F}$ is diffeomorphic to $S^1 \times \Sigma_{n-2}$, where Σ_{n-2} is an orientable closed surface of genus $n - 2$. If n is odd, we also have $\partial\bar{F} \cong S^1 \times \Sigma_{n-2}$ by similar computation.

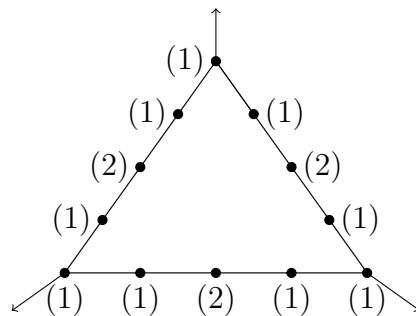
Example 5.13. Suppose that \mathcal{A} is a generic arrangement with $n = 2k + 1$ hyperplanes. The graph Γ_C is the complete graph of n vertices which each edge is modified as follows:



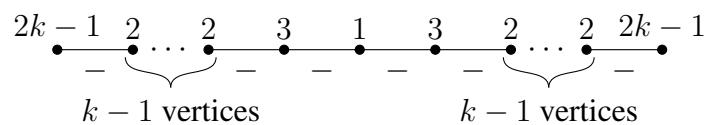
By applying the main algorithm, this string changes to



For example, the complete output of the main algorithm for $k = 1$ is as follows:



where all non-arrow edges have signature $-$. By applying formula (1) and removing arrows, each string becomes



Finally, by applying plumbing calculus (blowing down, ± 2 -alteration, and 0-chain absorption), we have

$$\begin{array}{c} -1 \quad -2k-1 \quad -1 \\ \bullet \text{---} \bullet \text{---} \bullet \\ \quad \quad \quad + \quad \quad \quad - \end{array}$$

Thus, the resulting graph is obtained from the complete graph by adding one vertex to each edge. The original vertex has the Euler number -1 and the inserted vertex has $-n$. Each edge of the complete graph is divided into two. One is decorated by $-$ and the other is decorated by $+$. By similar computation, we have the same result for the case where n is even.

REFERENCES

- [ACM20] E. Artal Bartolo, J. Cogolludo-Agustín, D. Matei, Characteristic varieties of graph manifolds and quasi-projectivity of fundamental groups of algebraic links, *Eur. J. Math.*, **6**, (2020), no. 3, 624–645.
- [Cu20] O. Curmi, Topology of smoothings of non-isolated singularities of complex surfaces *Math. Ann.* **377**, (2020), no. 3-4, 1711–1755.
- [Mi68] J. Milnor, Singular points of complex hypersurfaces, Ann. Math. Studies, vol. **61**, Princeton University Press, Princeton (1968).
- [Mu61] D. Mumford, The topology of normal singularities of an algebraic surface and a criterion for simplicity. *Inst. Hautes Études Sci. Publ. Math.* **9** (1961), 5–22.
- [NS12] A. Némethi, A. Szilárd, Milnor fiber boundary of a non-isolated surface singularity, Lecture notes in Math. vol. 2037, Springer-Verlag, Berlin Heidelberg (2012)
- [Ne81] W. D. Neumann, A calculus for plumbing applied to the topology of complex surface singularities and degenerating complex curves. *Trans. Amer. Math. Soc.* **268** (1981), no.2, 299–344.
- [OS80] P. Orlik, L. Solomon, Combinatorics and topology of complements of hyperplanes, *Invent. Math.*, **56** (1980), no. 2, 167–189.
- [OT92] P. Orlik, H. Terao, Arrangements of Hyperplanes. Grundlehren Math. Wiss. 300, Springer-Verlag New York, 1992.
- [PS17] S. Papadima, A. Suciu, The Milnor fibration of a hyperplane arrangement: from modular resonance to algebraic monodromy, *Proc. London Math. Soc.* **114** (2017), no. 6, 961–1004.
- [Ry11] G. L. Rybnikov, On the fundamental group of the complement of a complex hyperplane arrangement. *Funct. Anal. Appl.* **45** (2011), no. 2, 137–148
- [Se19] J. Seade, On Milnor’s fibration theorem and its offspring after 50 years *Bull. Amer. Math. Soc. (N. S.)* **56** (2019), no. 2, 281–348.
- [Su14] A. Suciu, Hyperplane arrangements and Milnor fibrations, *Ann. Fac. Sci. Toulouse Math. (6)* **23** (2014) no. 2, 417–481.
- [Su17] A. Suciu, On the topology of the Milnor fibration of a hyperplane arrangement, *Rev. Roumanie Math. Pures Appl.* **62** (2017), no. 1, 191–215.

DEPARTMENT OF MATHEMATICS, GRADUATE SCHOOL OF SCIENCE, HOKKAIDO UNIVERSITY, NORTH 10, WEST 8, KITA-KU, SAPPORO 060-0810, JAPAN.

Email address: sugawara.sakumi.f5@elms.hokudai.ac.jp