

Continuous crossover between insulating ferroelectrics and the polar metals: *Ab initio* calculation of structural phase transitions of LiBO_3 ($B = \text{Ta, W, Re, Os}$)

Ryota Masuki,^{1,*} Takuya Nomoto,^{2,†} Ryotaro Arita,^{2,3,‡} and Terumasa Tadano^{4,§}

¹*Department of Applied Physics, The University of Tokyo, 7-3-1 Hongo, Bunkyo-ku, Tokyo 113-8656, Japan*

²*Research Center for Advanced Science and Technology,*

The University of Tokyo, 4-6-1 Komaba Meguro-ku, Tokyo 153-8904, Japan

³*RIKEN Center for Emergent Matter Science, 2-1 Hirosawa, Wako, Saitama 351-0198, Japan*

⁴*CMSM, National Institute for Materials Science (NIMS), 1-2-1 Sengen, Tsukuba, Ibaraki 305-0047, Japan*

(Dated: April 2, 2024)

Inspired by the recent discovery of a new polar metal LiReO_3 by K. Murayama *et al*, we calculate the temperature(T)-dependent crystal structures of LiBO_3 with $B = \text{Ta, W, Re, Os}$, using the self-consistent phonon (SCPH) theory. We have reproduced the experimentally observed polar-nonpolar structural phase transitions and the transition temperatures (T_c) of LiTaO_3 , LiReO_3 , and LiOsO_3 . From the calculation, we predict that LiWO_3 is a polar metal, which is yet to be tested experimentally. Upon doping electrons to the insulating LiTaO_3 , the predicted T_c is quickly suppressed and approaches those of the polar metals. Thus, there is a continuous crossover between ferroelectric insulators and polar metals if we dope electrons to the polar metals. Investigating the detailed material dependence of the interatomic force constants (IFCs), we explicitly show that the suppression of T_c in polar metals can be ascribed to the screening of the long-range Li-O interaction, which is caused by the presence of the itinerant electrons.

I. INTRODUCTION

Polar metals, metals that show ferroelectric-like phase transition in terms of crystal symmetry, have attracted considerable interest since LiOsO_3 was experimentally identified as a polar metal for the first time [1]. With the coexistence of broken inversion symmetry and metallic conductivity, polar metals can host emergent phenomena [2] such as superconductivity [3, 4], enhanced thermoelectricity [5, 6], nontrivial topology [7, 8], and multiferroicity [9].

However, only a few materials have been discovered [2, 10, 11], although half a century has passed since its first proposal [12]. This is because the long-range Coulomb interaction between local dipoles, which causes the ferroelectric instabilities in insulators [13, 14], is screened out by the itinerant electrons. Thus, understanding the mechanism to overcome this incompatibility between polar instability and metallicity is essential to designing and discovering new polar metals with desired properties.

As the first discovered polar metal, LiOsO_3 has been extensively investigated experimentally and theoretically. LiOsO_3 shows second-order order-disorder structural phase transition between $R3c$ and $R\bar{3}c$ structures at 140 K [1, 15–18]. In the high-temperature $R\bar{3}c$ phase, the ferroelectric-like A_{2u} phonon is unstable, which is dominated by the displacements of the Li ions. The origin of this instability has been discussed from different viewpoints, such as instability of Li and O ions [19, 20], short-range geometric and bonding properties [21, 22], the decoupling electron mechanism [23, 24], incomplete screening of the dipole-dipole interaction [25], and hyperferroelectricity [26, 27]. Some other materials have been investigated as

well [24, 28, 29], but these works focus on individual materials and systematic investigations have been lacking because of the minimal number of known materials.

In addition, doping carriers to ferroelectric insulators has been investigated as an effective way to design a polar metal [30–33]. Some works predict that the polar atomic displacements are not suppressed and even enhanced by doping in many materials, which are attributed to the so-called meta-screening effect [31, 32]. However, they do not consider the finite-temperature effects. Furthermore, they focus on the relations of the ferroelectric insulators and doped ferroelectrics, but the relations between the intrinsic polar metals and these two remain unclear.

Recently, LiReO_3 has been experimentally revealed to be a polar metal [34]. LiReO_3 is isostructural to LiOsO_3 and shows a polar-nonpolar structural phase transition between the high-temperature $R\bar{3}c$ and the low-temperature $R3c$ phases at 170 K, which are shown in Fig. 1. In addition, LiTaO_3 , another material in the LiBO_3 group with a $5d$ transition metal at the B site, has been reported to be a ferroelectric insulator. Therefore, we consider that LiBO_3 ($B = 5d$ transition metals) is an ideal platform to perform systematic analysis on the polar metals and to investigate the relations between ferroelectrics, doped ferroelectrics, and polar metals.

In this work, we focus on LiBO_3 with $B = \text{Ta, W, Re, and Os}$. From the basic electronic-structure calculations, we have confirmed that LiTaO_3 is a band insulator while the other three are all metals in both the polar and nonpolar phases. The harmonic phonon calculations show that the A_{2u} mode at Γ point has the largest instability in the nonpolar $R\bar{3}c$ phase, which is consistent with the structural phase transitions of LiTaO_3 , LiReO_3 , LiOsO_3 .

Furthermore, we calculate the T -dependence of the crystal structures of these materials based on the self-consistent phonon theory [35]. The calculated transition temperatures accurately reproduce the chemical trend. Based on the electronic, phononic, and the structural calculations, we predict

* masuki-ryota774@g.ecc.u-tokyo.ac.jp

† nomoto@ap.t.u-tokyo.ac.jp

‡ arita@riken.jp

§ TADANO.Terumasa@nims.go.jp

that LiWO_3 is another polar metal whose T_c is slightly lower than LiReO_3 and LiOsO_3 . The synthesis of LiWO_3 has been reported [36] but its detailed properties has not been measured yet. Upon doping electrons to the insulating LiTaO_3 , the high T_c is swiftly but continuously suppressed and approaches those of polar metals. Thus, there is a continuous crossover between the ferroelectric insulator and the polar metals, which are connected by the doped ferroelectrics. Analyzing the interatomic force constants (IFCs) in detail, we explicitly show that the suppression of T_c in polar metals is caused by the screening of the long-range Li-O interactions.

II. THEORY

We use the structural optimization method based on self-consistent phonon (SCPH) theory [35] to calculate the temperature dependence of the crystal structures. SCPH theory is a mean-field theory of the phonon anharmonicity, which has been demonstrated to accurately reproduce finite-temperature properties of strongly anharmonic materials [37–42].

SCPH theory is based on the variational principle of the free energy

$$\mathcal{F} = -k_B T \log \text{Tr} e^{-\beta \hat{H}_0} + \langle \hat{H} - \hat{H}_0 \rangle_{\hat{H}_0} \geq F, \quad (1)$$

where F is the true free energy, and \mathcal{F} is the variational free energy. \hat{H} is the true Hamiltonian, and \hat{H}_0 is the trial Hamiltonian, which we restrict to be a harmonic Hamiltonian $\hat{H}_0 = \sum_{\mathbf{k}, \lambda} \hbar \Omega_{\mathbf{k}, \lambda} (\hat{a}_{\mathbf{k}, \lambda}^\dagger \hat{a}_{\mathbf{k}, \lambda} + \frac{1}{2})$ in SCPH theory. The SCPH frequencies $\Omega_{\mathbf{k}, \lambda}$ are considered as the variational parameters, which are adjusted to minimize \mathcal{F} [43]. The minimization is performed by solving a self-consistent equation of $\Omega_{\mathbf{k}, \lambda}$ [44], which we call the SCPH equation.

In structural optimization, we consider the minimized variational free energy ($\min_{\Omega_{\mathbf{k}, \lambda}} \mathcal{F}$) as the approximate free energy and minimize it with respect to the crystal structures. We start from the Taylor expansion of the potential energy surface

$$\hat{U} = \sum_{n=0}^{\infty} \hat{U}_n, \quad (2)$$

$$\begin{aligned} \hat{U}_n &= \frac{1}{n!} \sum_{\{\mathbf{R}\alpha\mu\}} \Phi_{\mu_1 \dots \mu_n}(\mathbf{R}_1 \alpha_1, \dots, \mathbf{R}_n \alpha_n) \hat{u}_{\mathbf{R}_1 \alpha_1 \mu_1} \dots \hat{u}_{\mathbf{R}_n \alpha_n \mu_n} \\ &= \frac{1}{n!} \frac{1}{N^{n/2-1}} \sum_{\{\mathbf{k}, \lambda\}} \delta_{\mathbf{k}_1 + \dots + \mathbf{k}_n} \tilde{\Phi}(\mathbf{k}_1 \lambda_1, \dots, \mathbf{k}_n \lambda_n) \hat{q}_{\mathbf{k}_1 \lambda_1} \dots \hat{q}_{\mathbf{k}_n \lambda_n}, \end{aligned} \quad (3)$$

where $\hat{u}_{\mathbf{R}\alpha\mu}$ is the $\mu (= x, y, z)$ component of atomic displacement of atom α in the primitive cell at \mathbf{R} , and

$$\hat{q}_{\mathbf{k}, \lambda} = \frac{1}{\sqrt{N}} \sum_{\mathbf{R}\alpha\mu} e^{-i\mathbf{k} \cdot \mathbf{R}} \epsilon_{\mathbf{k}, \lambda, \alpha\mu}^* \sqrt{M_\alpha} \hat{u}_{\mathbf{R}\alpha\mu}. \quad (4)$$

are those in the normal coordinate representation. $\epsilon_{\mathbf{k}, \lambda, \alpha\mu}$ is the polarization vector of the phonon with mode λ and crystal momentum \mathbf{k} . M_α is the mass of the atom α . We call the Taylor expansion coefficients $\Phi_{\mu_1 \dots \mu_n}(\mathbf{R}_1 \alpha_1, \dots, \mathbf{R}_n \alpha_n)$ and $\tilde{\Phi}(\mathbf{k}_1 \lambda_1, \dots, \mathbf{k}_n \lambda_n)$ as interatomic force constants (IFCs).

The IFCs are the functions of atomic positions in the unit cell, which we denote as $X_{\alpha\mu}$ for the $\mu (= x, y, z)$ component of the atomic position of atom α [45]. As the solution of the SCPH equation is determined by the set of IFCs $\tilde{\Phi}$, we can write down the SCPH free energy as

$$F_{\text{SCPH}}(X_{\alpha\mu}) = \mathcal{F}(\tilde{\Phi}(X_{\alpha\mu}), \Omega_{\mathbf{k}, \lambda}(\tilde{\Phi}(X_{\alpha\mu}))). \quad (5)$$

The crystal structure ($X_{\alpha\mu}$)-dependence of the IFCs $\tilde{\Phi}$ can be calculated using the IFC renormalization [35, 46, 47]. Thus, we can calculate the gradient of the SCPH free energy $\frac{\partial F_{\text{SCPH}}(X_{\alpha\mu})}{\partial X_{\alpha\mu}}$ and perform structural optimization with finite-temperature effects. Please see Refs. [35, 46] for more details on the IFC renormalization and the structural optimization at finite temperatures.

III. SIMULATION DETAILS

A. Phonon calculations and structural optimizations at finite temperatures

We use the ALAMODE implementation of the SCPH calculation and SCPH-based structural optimization [35, 44, 46, 48, 49]. We use the $2 \times 2 \times 2$ supercell that contains 80 atoms in the phonon calculations. The lattice constants obtained by structural optimization of VASP are summarized in Table I.

The harmonic IFCs are calculated using the small displacement method with atomic displacements of 0.01 Å. The anharmonic IFCs are obtained using the compressive sensing method [44, 50], which enables efficient extraction of IFCs from a small number of displacement-force data. The displacement-force data is obtained with high-accuracy DFT calculations on the randomly displaced configurations. We use the ab initio molecular dynamics (AIMD) simulation to generate the randomly displaced configurations. We perform the AIMD calculation at 300 K for 16000 steps with the step of 1 fs for LiWO_3 , LiReO_3 , and LiOsO_3 . The first 1000 steps are discarded as thermalization steps, and 300 snapshots are sampled uniformly from the rest 15000 steps. The configurations are generated by adding random atomic displacements of 0.04 Å to the 300 AIMD snapshots. The procedure is similar for LiNbO_3 and LiTaO_3 . For these ferroelectric insulators, however, we perform AIMD calculations at 500 K and 750 K for 8000 steps, respectively. In each AIMD calculation, the first 1000 steps are discarded as thermalization steps, and 140 configurations are similarly extracted. Thus, we get 280 displacement-force data for LiNbO_3 and LiTaO_3 , respectively. We choose the calculation settings so that the generated configurations effectively sample the low-energy region of the potential energy surface. Note that high accuracy is not necessary in the AIMD calculations because they are just for generating random structures.

TABLE I. The lattice constants that are used in the phonon calculation.

Materials	a [Å]	c [Å]
LiNbO ₃ [34]	5.1818	13.6313
LiTaO ₃	5.1885	13.6659
LiWO ₃	5.1744	13.5222
LiReO ₃ [34]	5.1267	13.3700
LiOsO ₃	5.1116	13.0105

We use $8 \times 8 \times 8$ q -mesh in SCPH calculations. We fix the shape of the unit cell in SCPH-based structural optimizations because the cell volumes of the considering polar metals do not drastically change on structural phase transitions [1, 34].

B. DFT calculations

We employ the *Vienna Ab initio Simulation Package* (VASP) [51] for DFT calculations. We use the PBEsol exchange-correlation functional [52] and the PAW pseudopotentials [53, 54]. In the high-accuracy calculations, we set the convergence criteria of the SCF loop as 10^{-8} eV and the basis cutoff as 600 eV. We use the $4 \times 4 \times 4$ Monkhorst-Pack k -mesh and accurate precision mode, which suppresses egg-box effects and errors. In the AIMD calculations, we set the convergence criteria of the SCF loop as 10^{-6} eV and the basis cutoff as 400 eV. We use the $2 \times 2 \times 2$ Monkhorst-Pack k -mesh to reduce the computational cost. In both calculations, we use Gaussian smearing with a width of 0.05 eV. The spin-orbit coupling (SOC) is not included in the anharmonic phonon calculations because it does not affect the low-energy landscape of the potential energy surface [55].

IV. RESULTS AND DISCUSSION

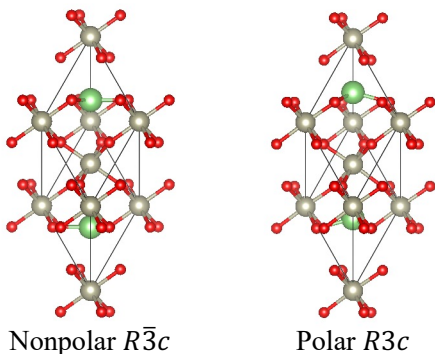


FIG. 1. The crystal structure of LiReO₃ in the nonpolar $R\bar{3}c$ phase and in the polar $R3c$ phase. The figure of the crystal structures is generated by VESTA [?].

A. Electronic Structures of LiBO₃

We calculate the electronic structures of LiBO₃ with $B=\text{Ta, W, Re, Os}$, which are shown in Fig. 2. All the materials show similar band structures with an almost isolated set of 12 bands (including spin degeneracy) near the Fermi level, which consist of hybridized B -site d -orbitals and O p -orbitals. LiTaO₃ is a band insulator as the Fermi level lies in the middle of a band gap. As the number of $5d$ electrons increases, the Fermi level shifts upward, and the bands become half-filled in LiOsO₃. LiWO₃, LiReO₃, and LiOsO₃ are all band metals. In the supplementary materials [55], we summarize all the calculation results both on the high- T $R\bar{3}c$ and low- T $R3c$ phase, with and without SOC. According to Fig. S1 to S4, LiTaO₃ is a band insulator, while LiWO₃, LiReO₃, and LiOsO₃ are metals in the low- T $R3c$ phase as well. Thus, the metal-insulator transitions do not occur with the structural phase transitions in the target materials. This is consistent with the experimental observation that LiReO₃ is a polar metal [34], and supports our prediction that LiWO₃ is another polar metal, which we discuss later.

In addition, we would like to add a short discussion on electronic correlations. The target materials LiBO₃ can be strongly correlated electron systems due to the $5d$ transition metals in the B site. In particular, electronic correlations of LiOsO₃ have been shown to be essential to precisely describe the electronic properties [56–58]. However, we do not explicitly consider the electronic correlations in this work. This is because the effect of electronic correlation will be the largest in LiOsO₃, which have half-filled t_{2g} bands, but it is not strong enough to cause metal-insulator transition. Thus, the conventional DFT calculations should be accurate enough to discuss distinctions between metals and insulators and basic electronic structures. Furthermore, previous works show that the electronic correlation little affects the structural properties [19], which is the main motivation of this work.

B. Harmonic phonons of LiBO₃

We calculate the harmonic phonon dispersions and atom-projected density of states of LiBO₃. Note that we neglect SOC from this section because SOC hardly affects the low-energy region of the potential energy surface, which we show in Sec. II in the supplementary materials [55]. Figure 3 shows the calculation results of LiReO₃. LiReO₃ has a pair of unstable modes in the high- T $R\bar{3}c$ phase, which is dominated by Li ions. The most unstable mode is the ferroelectric-like A_{2u} mode at Γ point that causes the transition to the low- T $R3c$ phase, which is common to all $B = \text{Ta, W, and Os}$ cases [55]. The non-dispersive nature of the soft modes suggests that the transition is caused by the on-site instability of the loosely bonded small Li ions, as suggested for LiOsO₃ [18, 20]. The imaginary phonon is lifted in the low-temperature phase, and the instability disappears.

In Section IV A, we saw that the electronic bands of LiBO₃ near the Fermi level are dominated by the B -site d orbitals and O p orbitals, while the contribution of Li ions, which domi-

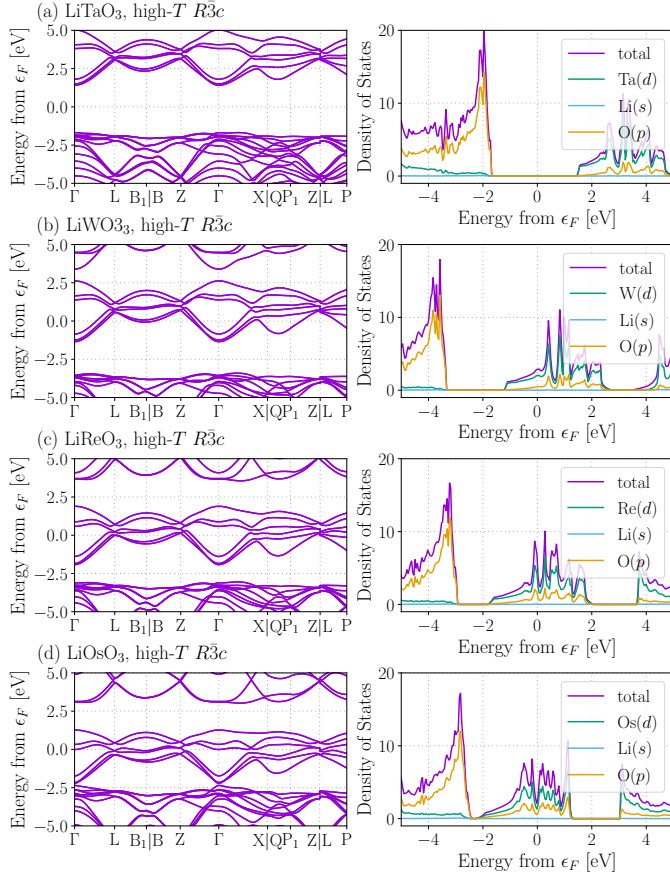


FIG. 2. The electronic band structures and density of states (DOS) of (a) LiTaO₃, (b) LiWO₃, (c) LiReO₃, (d) LiOsO₃. The calculations are performed on the high-temperature $R\bar{3}c$ phase, taking into account SOC.

notes the instability of the high-symmetry phase, is negligible. Thus, LiReO₃ seems consistent with the decoupling electron mechanism [24], that the electronic state near the Fermi level and the polar atomic displacements are decoupled, as discussed on LiOsO₃ [20, 23].

C. Structural phase transitions of LiBO₃

Based on the above discussions, we apply the SCPH-based structural optimization at finite temperatures to LiBO₃ with $B = \text{Ta, W, Re, Os}$. The temperature-dependence of the atomic displacements are shown in Fig. 4. The displacements of Li and B -site ions are zero at high temperatures, while they are finite at low temperatures. Hence, the polar-nonpolar structural phase transitions of these materials are reproduced by theoretical calculations. The transition temperatures, which are estimated from the crossing points of the SCPH free energies, are summarized in Table II. We can see that the calculated T_c of each material is compatible with the experimental values. In addition, the calculation results reproduce the chemical trend, i.e., T_c of the ferroelectric insulators ($B = \text{Nb, Ta}$)

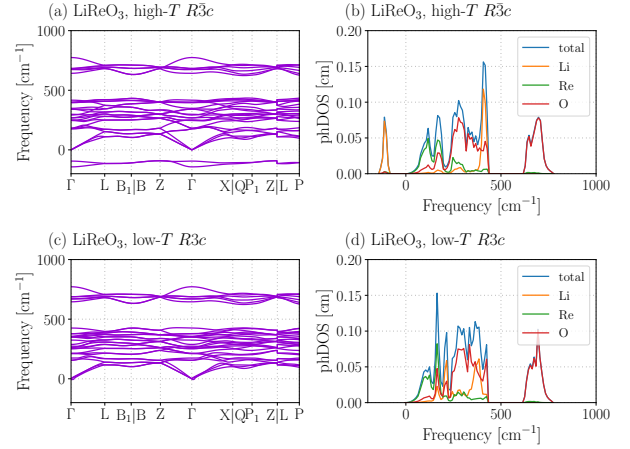


FIG. 3. The harmonic phonon dispersion and atom-projected density of states of LiReO₃ in the high- T $R\bar{3}c$ phase and in the low- T $R3c$ phase.

are much higher than those of polar metals ($B = \text{Re, Os}$). The chemical trends within each class (the ferroelectrics and the polar metals) are also accurately reproduced. This success further demonstrates the accuracy of our recently developed method [35].

As shown in Fig. S7 in the supplementary materials [55], the ferroelectric-like A_{2u} mode that drives the polar-nonpolar structural phase transition has the largest instability in the high-temperature $R\bar{3}c$ phase of LiWO₃. In addition, LiWO₃ is metallic in both $R\bar{3}c$ and $R3c$ phases, which we can see from Fig. S2. Thus, we predict that LiWO₃ is another isostructural polar metal whose transition temperature T_c is slightly lower than LiReO₃ and LiOsO₃.

As depicted in Fig. 5, the calculated T_c of the polar metals LiBO₃ ($B = \text{W, Re, Os}$) have a dome-like dependence on the number of d electrons per B site, while LiTaO₃ significantly deviates from this trend. Here, we focus on the region between the ferroelectric insulator and the polar metals. We dope electrons to the insulating LiTaO₃ by changing the number of electrons in DFT calculations and calculate the change of T_c . From Fig. 5, the T_c of LiTaO₃ is quickly suppressed and approaches those of polar metals when electrons are doped. Note that such calculations to change the number of electrons are not necessarily accurate because of the uniform positive background. In fact, we fix the shape of the unit cell when we change the number of electrons because the lattice constants optimized by DFT calculations largely deviate from the chemical trend. However, we consider the quick suppression of T_c in doped LiTaO₃ is qualitatively correct because T_c changes much more slowly and follows the dome-like trend when we reduce the number of electrons in LiWO₃, as shown in Fig. 5.

Because the change of T_c is continuous, we consider that there is a continuous crossover between the ferroelectric insulators and the polar metals, which are connected by doped ferroelectrics. Upon doping electrons to ferroelectric insula-

TABLE II. The calculated and experimental transition temperatures (T_c) of LiBO_3 with $B = \text{Nb, Ta, W, Re, Os}$.

Materials	calculation [K]	experiment [K]
LiNbO_3	1350 [34]	1480 [59]
LiTaO_3	723	950 [59]
LiWO_3	193	-
LiReO_3	267 [34]	170 [34]
LiOsO_3	207	140 [1]

tors, the polar instabilities is suppressed at finite temperatures, even when the polar displacements at zero temperature remain unchanged.

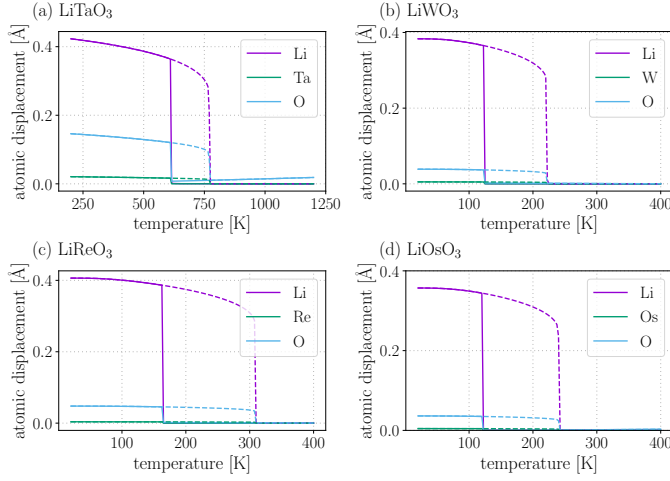


FIG. 4. Temperature dependence of the atomic displacements of LiBO_3 with $B =$ (a) Ta, (b) W, (c) Re, (d) Os. The solid lines show the cooling calculations, in which we start from the high-temperature and add a slight atomic displacement along the unstable A_{2u} mode until the transition to the low-temperature phase is induced. The dashed lines show the heating calculations, in which we start from the low-temperature $R3c$ phase.

D. Chemical trend of T_c in the polar metals LiBO_3

In this section, We discuss the origin of the dome-like structure of T_c of polar metals in Fig. 5. Up to the quartic order, the double well potential along the soft mode can be written as

$$U(q_\lambda) = \frac{1}{2} \tilde{\Phi}(0\lambda, 0\lambda) q_\lambda^2 + \frac{1}{4!} \tilde{\Phi}(0\lambda, 0\lambda, 0\lambda, 0\lambda) q_\lambda^4 \quad (6)$$

$$= \frac{1}{2} \tilde{\Phi}_2 q_\lambda^2 + \frac{1}{4!} \tilde{\Phi}_4 q_\lambda^4, \quad (7)$$

where we defined $\tilde{\Phi}_2 = \tilde{\Phi}(0\lambda, 0\lambda)$ and $\tilde{\Phi}_4 = \tilde{\Phi}(0\lambda, 0\lambda, 0\lambda, 0\lambda)$ for notational simplicity. q_λ is the atomic displacement along the ferroelectric-like soft mode in normal coordinate representation. The depth of this double well potential is $\frac{3\tilde{\Phi}_2^2}{2\tilde{\Phi}_4}$, which is roughly proportional to T_c as shown

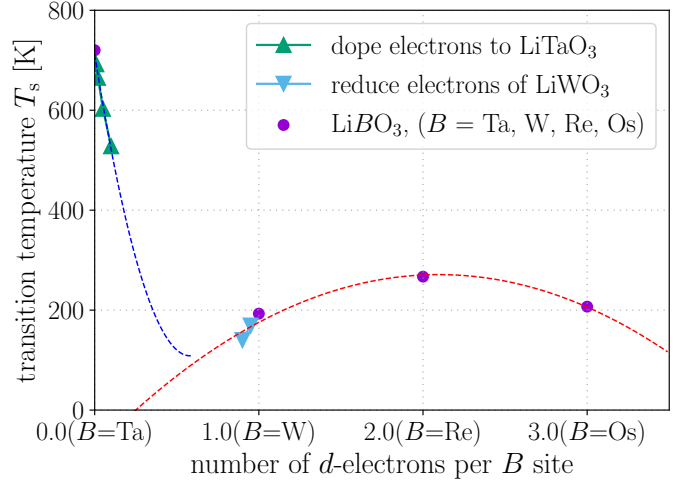


FIG. 5. The transition temperatures of LiBO_3 with different numbers of electrons per B site. The dotted lines are guide to the eye.

in Table III. In Table III, $T_{c,\text{est}}$ are the transition temperatures estimated from the assumption that $T_c \propto \frac{3\tilde{\Phi}_2^2}{2\tilde{\Phi}_4}$ and T_c of LiReO_3 is 267 K. Since $T_{c,\text{est}}$ reproduces the trend of the calculated transition temperatures $T_{c,\text{calc}}$, we can conclude that the assumption $T_c \propto \frac{3\tilde{\Phi}_2^2}{2\tilde{\Phi}_4}$ holds approximately. Thus, the chemical trend of T_c of LiBO_3 can be explained by the change of $\tilde{\Phi}_2$ and $\tilde{\Phi}_4$ among these materials.

According to Table III, $\tilde{\Phi}_4$ monotonically increases from $B=\text{Ta}$ to $B=\text{Os}$. This is presumably because the quartic interaction arises from the short-range repulsive forces between ions, which generally get larger as the lattice constants get smaller. $|\tilde{\Phi}_2|$ takes the largest value in LiTaO_3 , which leads to the highest T_c among the target materials. In the polar metals, $|\tilde{\Phi}_2|$ also monotonically increases from $B=\text{W}$ to $B=\text{Os}$. If the instability originates from the competition of the short-range repulsion and the long-range dipole-dipole interaction, which is usually the case in ferroelectric insulators, the chemical trend of $\tilde{\Phi}_2$ would be opposite because the short-range repulsion quickly gets prominent when the lattice constant shrinks. Thus, this B site-dependence of $|\tilde{\Phi}_2|$ supports that the instability of the polar metals has a short-range origin, which has been suggested for LiOsO_3 in previous research [21].

E. Difference between ferroelectric insulators and polar metals

Lastly, we discuss the origin of the difference in the transition temperatures between the ferroelectric insulator LiTaO_3 and the polar metals LiBO_3 ($B = \text{W, Re, Os}$). In Fig. 6, we plot the z - z components of the interatomic force constants (IFCs) of the n -th nearest neighbor (n.n.) shells from a Li ion. Note that similar discussions can be done on other components of the IFCs, which is shown in Section IV in the supplementary materials [55]. The IFCs of different element pairs are plotted

TABLE III. The interatomic force constants along the ferroelectric-like soft mode $\mathbf{0}\lambda$ and the estimated transition temperatures. $\tilde{\Phi}_2$ and $\tilde{\Phi}_4$ are the IFCs along the soft mode, which are defined as $\tilde{\Phi}_2 = \tilde{\Phi}(\mathbf{0}\lambda, \mathbf{0}\lambda)$ and $\tilde{\Phi}_4 = \tilde{\Phi}(\mathbf{0}\lambda, \mathbf{0}\lambda, \mathbf{0}\lambda, \mathbf{0}\lambda)$. $T_{c,\text{est}}$ are the transition temperatures estimated from the assumption that $T_c \propto \frac{3\tilde{\Phi}_2^2}{2\tilde{\Phi}_4}$ and T_c of LiReO₃ is 267 K. $T_{c,\text{calc}}$ is the T_c calculated by the SCPH-based structural optimization, which are also summarized in Table II.

	$\tilde{\Phi}_2$ [Ry/(a_B^2 amu)]	$\tilde{\Phi}_4$ [Ry/(a_B^2 amu) ²]	$T_{c,\text{est}}$ [K]	$T_{c,\text{calc}}$ [K]
LiTaO ₃	-1.963×10^{-3}	0.706×10^{-3}	586	723
LiWO ₃	-1.091×10^{-3}	0.741×10^{-3}	173	193
LiReO ₃	-1.541×10^{-3}	0.955×10^{-3}	267	267
LiOsO ₃	-1.591×10^{-3}	1.326×10^{-3}	205	207

separately. The n -th nearest neighbor shell of the element pair Li- A is defined as the n -th nearest group of A atoms when we fix a Li atom and classify the A atoms around it in terms of the distance from the fixed Li atom. The atomic distances of these n -th nearest neighbor shells of LiReO₃ are summarized in Table IV. The cases of $B = \text{Ta, W, Os}$ are shown in Tables S2 to S4 in the supplementary materials [55], which are almost the same as the LiReO₃ case. Since the soft modes of LiBO₃ are dominated by Li and O displacements, let us consider the results of the element pairs Li-Li and Li-O [Fig. 6 (a), (c)]. In fact, the contributions of the Li- B IFCs to the potential energy surface along the soft modes are small as we later discuss in this section. The short-range IFCs with atomic distances smaller than 3.0 Å [0-th n.n. shell of Li-Li (Li onsite) and first and second n.n. shell of Li-O] are finite in both the ferroelectric insulator and the polar metals. These IFCs seem to change almost linearly when the B -site ion is changed. On the other hand, the long-range IFCs, which we define as IFCs with atomic distances larger than 3.0 Å in this paper [e.g. 3rd n.n. shell of Li-Li, 3rd, 5th, and 6th n.n. shells of Li-O], are finite in LiTaO₃ but are close to zero in the polar metals.

This distinction between the short-range and long-range IFCs can be seen more clearly in Fig. 7, in which we plot the B -dependence of the IFCs. As we see from Fig. 7 (a), the short-range IFCs show systematic dependence on B site ions, and there is no apparent difference between the ferroelectric insulator and the polar metals. Figure 7 (b) shows representative examples of middle-to-long-range IFCs that have relatively large contributions. These long-range IFCs have a significant finite value in LiTaO₃, but they are small and almost constant in polar metals, which can be ascribed to the screening of the Coulombic interaction by the itinerant electrons. Although we discuss the importance of O-O interactions in the supplementary materials [55], we do not consider them here because it is difficult to choose important components such as z - z components. As the O-sites have lower symmetry, their displacements in the soft mode are not along the z direction, and atoms that belong to the same nearest neighbor shell can be displaced in different directions.

Furthermore, we apply cutoffs to the harmonic IFCs and investigate the change of instabilities along the ferroelectric-like soft modes. Figure 8 shows the cutoff dependence of the curvature of the potential energy surface. Here, we set the harmonic IFCs with atomic distance larger than the cutoff as

TABLE IV. n -th nearest neighbor shells from a Li ion of LiReO₃. The shell number n with the number of atoms in the n -th n.n. shell, and the corresponding atomic distances. The calculation is performed on the crystal structure in the high-temperature $R\bar{3}c$ phase without SOC. Note that the number of atoms in the shells are calculated within the $2 \times 2 \times 2$ supercell considering the periodic boundary condition.

Li-Li		
shell number n	num. of atoms	distance [Å]
0	1	0.0000
1	6	3.7049
2	3	5.1267
3	3	5.3500
4	2	6.3253
5	1	7.4098
Li-B		
shell number n	num. of atoms	distance [Å]
1	6	3.1626
2	2	3.3425
3	2	6.0237
4	6	6.1200
Li-O		
shell number n	num. of atoms	distance [Å]
1	3	1.9852
2	6	2.7368
3	3	3.1414
4	6	4.2033
5	6	4.4773
6	6	4.7314
7	6	4.8574
8	6	5.2769
9	3	5.7065
10	3	6.2041

zero and calculate

$$\frac{d^2U}{dq_\lambda^2} = \sum_{\text{dist}(\mathbf{0}\alpha, \mathbf{R}_1\alpha_1) < \text{cutoff}} \sum_{\mu\mu_1} \frac{\epsilon_{\mathbf{0}\lambda, \alpha\mu}}{\sqrt{M_\alpha}} \frac{\epsilon_{\mathbf{0}\lambda, \alpha_1\mu_1}}{\sqrt{M_{\alpha_1}}} \Phi_{\mu\mu_1}(\mathbf{0}\alpha, \mathbf{R}_1\alpha_1). \quad (8)$$

q_λ is the atomic displacement in normal coordinate representation along the soft mode, and the polarization vector of the soft mode $\epsilon_{k\lambda, \alpha\mu}$ is fixed when the dynamical matrix is altered by applying the cutoff. In Fig. 8, the polar metals with $B = \text{W, Re, Os}$ show similar behaviors. The instability ($\frac{d^2U}{dq_\lambda^2} < 0$) appears when the cutoff radius is around 3.0 Å and the curvature

is almost constant when the cutoff is large. Thus, the polar instabilities of the polar metals are dominated by the short-range IFCs, and the contributions from the long-range IFCs are relatively small, consistent with the discussion in the last paragraph. On the other hand, the long-range IFCs have considerable contributions in LiTaO_3 , where the largest instability appears only when the long-range IFCs are considered.

In Fig. 9, we separate the result of Fig. 8 to contributions from different element pairs. The contributions of the element pairs that contain B -site ions are small because the displacements of B -site ions are negligibly small in the soft modes of these materials as shown in Table S1 in the supplementary materials [55]. The contribution of Li-Li IFCs [Fig. 9 (a)] shows similar behaviors in all materials, and the instability gets monotonically more significant from $B=\text{Ta}$ to $B=\text{Os}$. This is consistent with the B -site dependence of the onsite Li IFC that the Li site gets more unstable from $B=\text{Ta}$ to $B=\text{Os}$, which is shown in Fig. 6 (a) and Fig. 7 (a). As shown in Fig. 9 (c), the Li-O interactions are crucial to the largest instability and the highest T_c of LiTaO_3 among the target materials, to which the middle-to-long range IFCs have a significant contribution.

The short-range part of Fig. 8 shows clear difference between LiTaO_3 and the polar metals although the B -site dependence of the short-range IFCs is rather systematic as shown in Fig. 7 (a). These seemingly contradicting results can be ascribed to the difference in the polarization vector. In Section V in the supplementary materials [55], we discuss that larger O contribution to the soft mode is essential to the large instability of LiTaO_3 , for which the long-range Li-O and O-O interactions play an important role.

F. Discussion on the origin of structural phase transitions in polar metals

Here, we briefly discuss our understanding on the structural phase transitions of the polar metals in comparison with the previous works on LiOsO_3 . We have clarified that the drastic suppression of T_c from the ferroelectric insulator LiTaO_3 to the polar metals are caused by the screening of the long-range IFCs, which is ascribed to the itinerant electrons. The polar instability of the polar metals originate from the short-range IFCs, which show linear-like dependence on B -site atomic numbers through LiTaO_3 to LiWO_3 . These results support that the polar metals LiReO_3 and LiOsO_3 have short-range origins as suggested in Ref. [20–22]. We cannot distinguish the chemical and geometrical effect because we have not investigated the nature of chemical bondings around the Li ions.

The soft modes in these polar metals are dominated by the Li ions, while the electronic structures near the Fermi level consist of the O and B -site orbitals, which seems consistent with the decoupling electron mechanism. However, the weak coupling between the soft mode and the low-energy electronic structure does not prevent the screening of the long-range interactions, as suggested by Anderson and Blount [12]. Indeed, our calculations show that the unscreened interactions are not the main driving force of the instability of the high-symmetry $R\bar{3}c$ phases of the polar metals. However, this does not neces-

sarily exclude the possibility that the remaining weak off-site interactions contribute to the emergence of the long-range order below T_c [25].

V. CONCLUSIONS

We perform a systematic analysis on LiBO_3 with $B = \text{Ta, W, Re, Os}$. LiTaO_3 is a ferroelectric insulator, while LiReO_3 and LiOsO_3 are polar metals. The DFT calculations show that LiTaO_3 is a band insulator while the other three are metals, consistent with the experiments. The phonon calculations show that the ferroelectric-like A_{2u} mode has the largest instability in the high-temperature $R\bar{3}c$ phase, consistent with the structural phase transitions. We then apply the SCPH-based structural optimization to LiBO_3 and accurately reproduce the chemical trend of the transition temperatures. From these calculations, we predict that LiWO_3 is another polar metal yet to be tested experimentally. In the end, we perform a detailed analysis on the interatomic force constants and explicitly show that the suppression of T_c in polar metals can be ascribed to the screening of the long-range IFCs caused by the itinerant electrons.

ACKNOWLEDGMENTS

This work was supported by JSPS KAKENHI Grant Number 21K03424 and 19H05825, Grant-in-Aid for JSPS Fellows (No. 22KJ1028), and JST-PRESTO (JPMJPR20L7 and JPMJPR23J6).

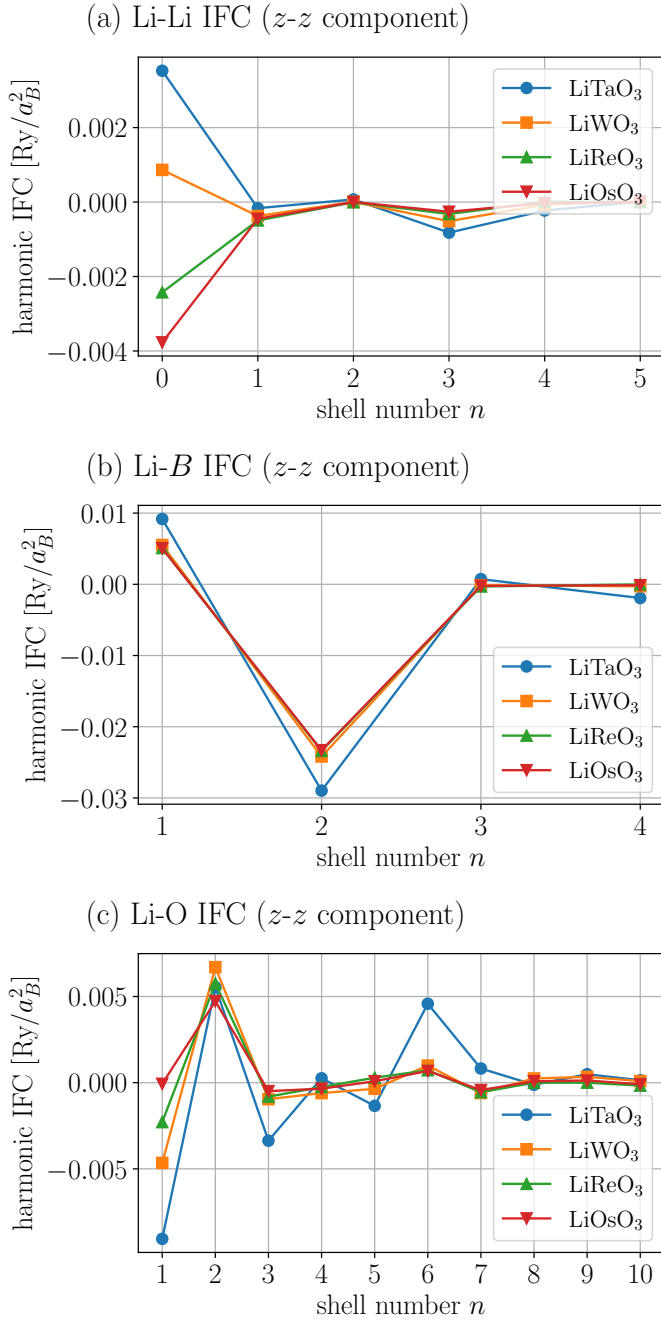


FIG. 6. The zz components of the interatomic force constants of the n -th nearest neighbor shells from a Li ion of LiBO_3 ($B = \text{Ta}, \text{W}, \text{Re}, \text{Os}$). The n -th nearest neighbor shells of the element pair Li-A is defined as the n -th nearest group of A atoms when we fix a Li atom as the center and classify the A atoms around it in terms of the distance from the fixed Li atom. The plotted IFCs of the n -th nearest neighbor shell of the element pair Li-A is $\Phi_{zz}(\text{center Li atom}, \mathbf{R}\alpha)$, where $\mathbf{R}\alpha$ is included in the nearest neighbor shell. Note that we consider the onsite IFC as the contribution of the zero-th nearest neighbor.

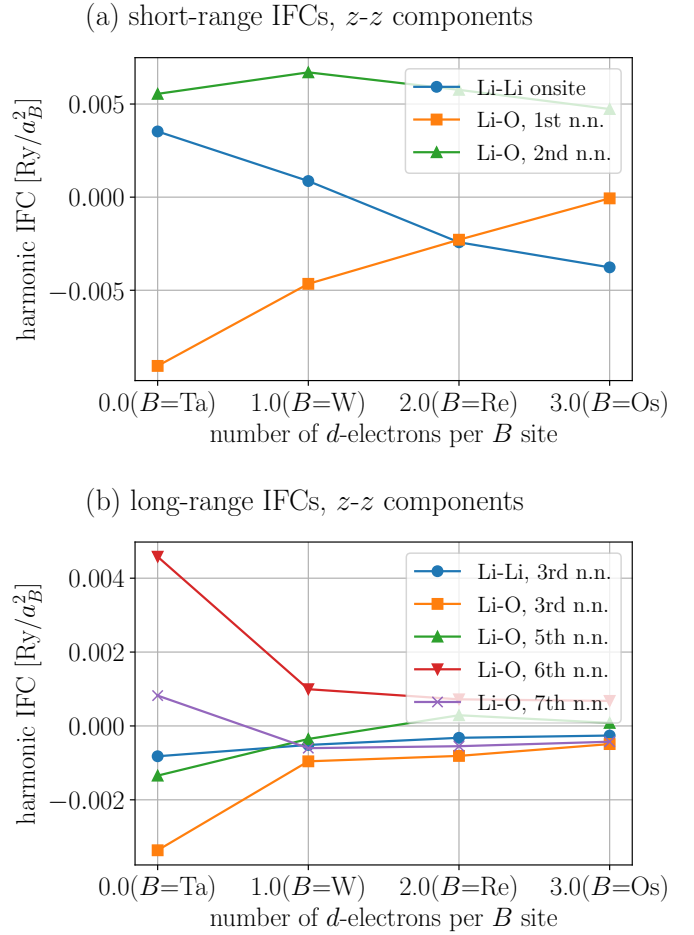


FIG. 7. B -site dependence of the z - z components of the interatomic force constants (IFCs) of n -th nearest neighbor (n.n.) shells of different element pairs. (a) The short-range IFCs with atomic distance smaller than 3 \AA . (b) The long-range IFCs with atomic distance larger than 3 \AA .

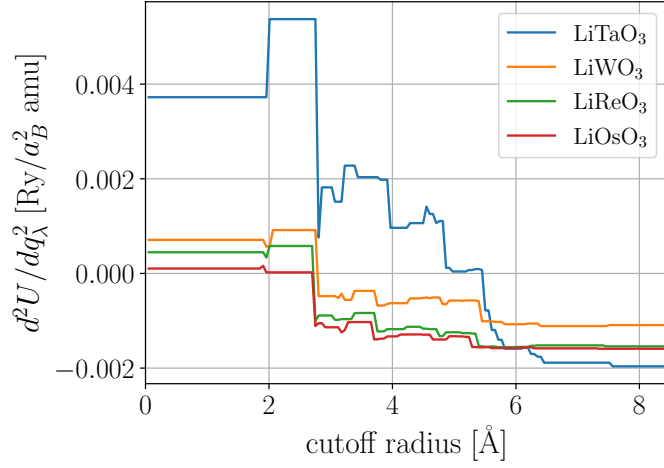


FIG. 8. Cutoff-dependence of the curvature of the potential energy surface $\frac{d^2U}{dq_\lambda^2}$. We set the harmonic IFCs with the atomic distance larger than the cutoff as zero and calculate the curvature $\frac{d^2U}{dq_\lambda^2} = \sum'_{\alpha, \mathbf{R}_1 \alpha_1, \mu \mu_1} \frac{\epsilon_{0\lambda, \alpha \mu}}{\sqrt{M_\alpha}} \frac{\epsilon_{0\lambda, \alpha_1 \mu_1}}{\sqrt{M_{\alpha_1}}} \Phi_{\mu \mu_1}(\mathbf{0}\alpha, \mathbf{R}_1 \alpha_1)$, where \sum' is the sum restricted to the IFCs with atomic distance smaller than the cutoff radius. q_λ is the atomic displacement along the ferroelectric-like soft mode in normal-coordinate representation. The calculation is performed on the nonpolar $R\bar{3}c$ phase without SOC.

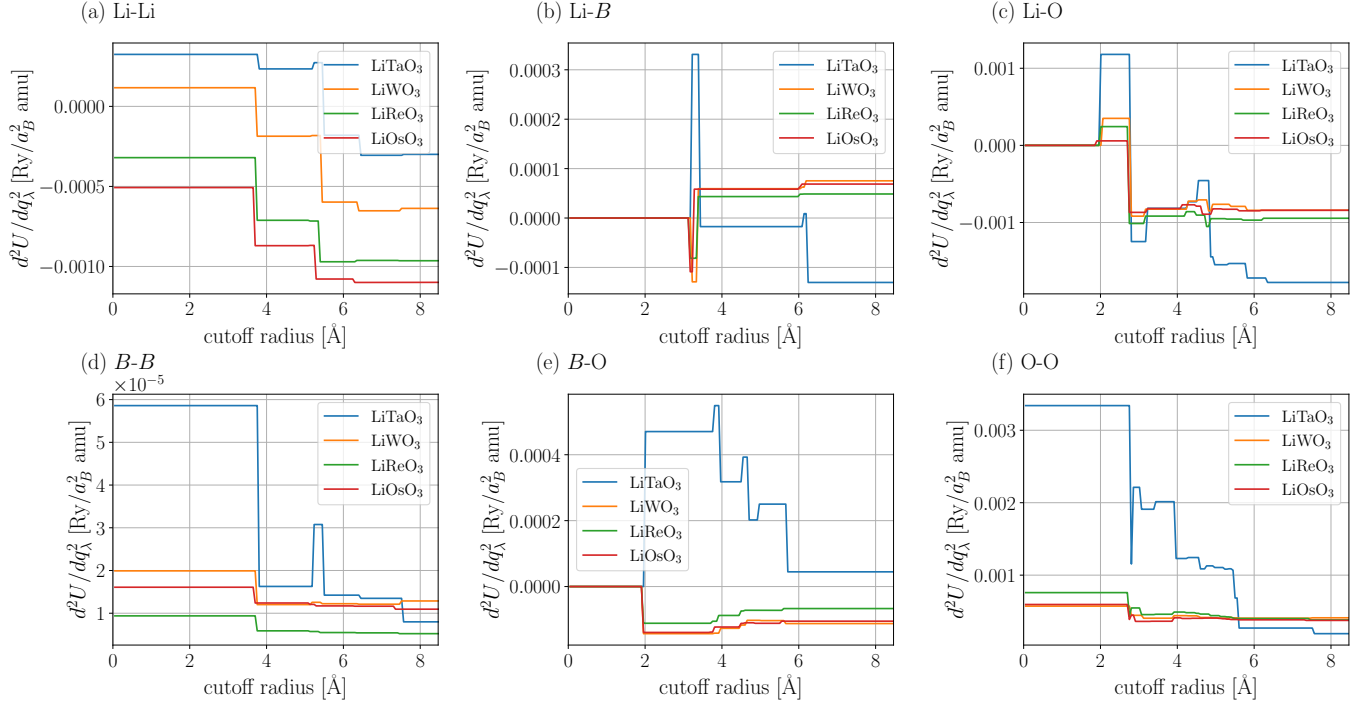


FIG. 9. Contributions from IFCs of different element pairs to the curvature of the potential energy surface $\frac{d^2U}{dq_\lambda^2}$. To calculate the cutoff radius-dependence, we set the harmonic IFCs with the atomic distance larger than the cutoff as zero and calculate the curvature $\frac{d^2U}{dq_\lambda^2} = \sum'_{\alpha, \mathbf{R}_1 \alpha_1, \mu \mu_1} \frac{\epsilon_{0\lambda, \alpha \mu}}{\sqrt{M_\alpha}} \frac{\epsilon_{0\lambda, \alpha_1 \mu_1}}{\sqrt{M_{\alpha_1}}} \Phi_{\mu \mu_1}(\mathbf{0}\alpha, \mathbf{R}_1 \alpha_1)$, where \sum' is the sum restricted to the IFCs with atomic distance smaller than the cutoff radius. q_λ is the atomic displacement along the ferroelectric-like soft mode in normal-coordinate representation. The calculation is performed on the nonpolar $R\bar{3}c$ phase without SOC.

- [1] Y. Shi, Y. Guo, X. Wang, A. J. Princep, D. Khalyavin, P. Manuel, Y. Michiue, A. Sato, K. Tsuda, S. Yu, M. Arai, Y. Shirako, M. Akaogi, N. Wang, K. Yamaura, and A. T. Boothroyd, A ferroelectric-like structural transition in a metal, *Nature Materials* **12**, 1024 (2013).
- [2] S. Bhowal and N. A. Spaldin, Polar metals: Principles and prospects, *Annual Review of Materials Research* **53**, 53 (2023), <https://doi.org/10.1146/annurev-matsci-080921-105501>.
- [3] C. W. Rischau, X. Lin, C. P. Grams, D. Finck, S. Harms, J. Engelmayer, T. Lorenz, Y. Gallais, B. Fauqué, J. Hemberger, and K. Behnia, A ferroelectric quantum phase transition inside the superconducting dome of $\text{Sr}_1\text{-x}\text{Ca}_x\text{TiO}_3\text{-}\delta$, *Nature Physics* **13**, 643 (2017).
- [4] H. Takahashi, T. Akiba, K. Imura, T. Shiino, K. Deguchi, N. K. Sato, H. Sakai, M. S. Bahramy, and S. Ishiwata, Anticorrelation between polar lattice instability and superconductivity in the weyl semimetal candidate MoTe_2 , *Phys. Rev. B* **95**, 100501 (2017).
- [5] H. Sakai, K. Ikeura, M. S. Bahramy, N. Ogawa, D. Hashizume, J. Fujioka, Y. Tokura, and S. Ishiwata, Critical enhancement of thermopower in a chemically tuned polar semimetal MoTe_2 , *Science Advances* **2**, e1601378 (2016), <https://www.science.org/doi/pdf/10.1126/sciadv.1601378>.
- [6] H. Takahashi, K. Hasegawa, T. Akiba, H. Sakai, M. S. Bahramy, and S. Ishiwata, Giant enhancement of cryogenic thermopower by polar structural instability in the pressurized semimetal MoTe_2 , *Phys. Rev. B* **100**, 195130 (2019).
- [7] W. C. Yu, X. Zhou, F.-C. Chuang, S. A. Yang, H. Lin, and A. Bansil, Nonsymmorphic cubic dirac point and crossed nodal rings across the ferroelectric phase transition in LiOsO_3 , *Phys. Rev. Mater.* **2**, 051201 (2018).
- [8] P. Li, Y. Wen, X. He, Q. Zhang, C. Xia, Z.-M. Yu, S. A. Yang, Z. Zhu, H. N. Alshareef, and X.-X. Zhang, Evidence for topological type-II weyl semimetal WTe_2 , *Nature Communications* **8**, 2150 (2017).
- [9] W. Luo, K. Xu, and H. Xiang, Two-dimensional hyperferroelectric metals: A different route to ferromagnetic-ferroelectric multiferroics, *Phys. Rev. B* **96**, 235415 (2017).
- [10] W. X. Zhou and A. Ariando, Review on ferroelectric/polar metals, *Japanese Journal of Applied Physics* **59**, S10802 (2020).
- [11] D. Hickox-Young, D. Puggioni, and J. M. Rondinelli, Polar metals taxonomy for materials classification and discovery, *Phys. Rev. Mater.* **7**, 010301 (2023).
- [12] P. W. Anderson and E. I. Blount, Symmetry considerations on martensitic transformations: "ferroelectric" metals?, *Phys. Rev. Lett.* **14**, 217 (1965).
- [13] W. Cochran, Crystal stability and the theory of ferroelectricity, *Advances in Physics* **9**, 387 (1960), <https://doi.org/10.1080/00018736000101229>.
- [14] R. E. Cohen, Origin of ferroelectricity in perovskite oxides, *Nature* **358**, 136 (1992).
- [15] F. Jin, L. Wang, A. Zhang, J. Ji, Y. Shi, X. Wang, R. Yu, J. Zhang, E. W. Plummer, and Q. Zhang, Raman interrogation of the ferroelectric phase transition in polar metal LiOsO_3 , *Proceedings of the National Academy of Sciences* **116**, 20322 (2019), <https://www.pnas.org/doi/pdf/10.1073/pnas.1908956116>.
- [16] F. Jin, A. Zhang, J. Ji, K. Liu, L. Wang, Y. Shi, Y. Tian, X. Ma, and Q. Zhang, Raman phonons in the ferroelectric-like metal LiOsO_3 , *Phys. Rev. B* **93**, 064303 (2016).
- [17] J.-Y. Shan, A. de la Torre, N. J. Laurita, L. Zhao, C. D. Dashwood, D. Puggioni, C. X. Wang, K. Yamaura, Y. Shi, J. M. Rondinelli, and D. Hsieh, Evidence for an extended critical fluctuation region above the polar ordering transition in LiOsO_3 , *Phys. Rev. Res.* **2**, 033174 (2020).
- [18] H. Sim and B. G. Kim, First-principles study of octahedral tilting and ferroelectric-like transition in metallic LiOsO_3 , *Phys. Rev. B* **89**, 201107 (2014).
- [19] G. Giovannetti and M. Capone, Dual nature of the ferroelectric and metallic state in LiOsO_3 , *Phys. Rev. B* **90**, 195113 (2014).
- [20] H. J. Xiang, Origin of polar distortion in LiNbO_3 -type "ferroelectric" metals: Role of *a*-site instability and short-range interactions, *Phys. Rev. B* **90**, 094108 (2014).
- [21] N. A. Benedek and T. Birol, "ferroelectric" metals reexamined: fundamental mechanisms and design considerations for new materials, *J. Mater. Chem. C* **4**, 4000 (2016).
- [22] Q. Yao, H. Wu, K. Deng, and E. Kan, Ferroelectric-like structural transition in metallic LiOsO_3 , *RSC Adv.* **4**, 26843 (2014).
- [23] N. J. Laurita, A. Ron, J.-Y. Shan, D. Puggioni, N. Z. Koocher, K. Yamaura, Y. Shi, J. M. Rondinelli, and D. Hsieh, Evidence for the weakly coupled electron mechanism in an anderson-blount polar metal, *Nature Communications* **10**, 3217 (2019).
- [24] D. Puggioni and J. M. Rondinelli, Designing a robustly metallic noncentrosymmetric ruthenate oxide with large thermopower anisotropy, *Nature Communications* **5**, 3432 (2014).
- [25] H. M. Liu, Y. P. Du, Y. L. Xie, J.-M. Liu, C.-G. Duan, and X. Wan, Metallic ferroelectricity induced by anisotropic unscreened coulomb interaction in LiOsO_3 , *Phys. Rev. B* **91**, 064104 (2015).
- [26] K. F. Garrity, K. M. Rabe, and D. Vanderbilt, Hyperferroelectrics: Proper ferroelectrics with persistent polarization, *Phys. Rev. Lett.* **112**, 127601 (2014).
- [27] P. Li, X. Ren, G.-C. Guo, and L. He, The origin of hyperferroelectricity in LiOsO_3 ($b = v, nb, ta, os$), *Scientific Reports* **6**, 34085 (2016).
- [28] S. Lei, M. Gu, D. Puggioni, G. Stone, J. Peng, J. Ge, Y. Wang, B. Wang, Y. Yuan, K. Wang, Z. Mao, J. M. Rondinelli, and V. Gopalan, Observation of quasi-two-dimensional polar domains and ferroelastic switching in a metal, $\text{Ca}_3\text{Ru}_2\text{O}_7$, *Nano Letters* **18**, 3088 (2018), PMID: 29631404, <https://doi.org/10.1021/acs.nanolett.8b00633>.
- [29] Z. Fei, W. Zhao, T. A. Palomaki, B. Sun, M. K. Miller, Z. Zhao, J. Yan, X. Xu, and D. H. Cobden, Ferroelectric switching of a two-dimensional metal, *Nature* **560**, 336 (2018).
- [30] Y. Wang, X. Liu, J. D. Burton, S. S. Jaswal, and E. Y. Tsymlal, Ferroelectric instability under screened coulomb interactions, *Phys. Rev. Lett.* **109**, 247601 (2012).
- [31] X. He and K.-j. Jin, Persistence of polar distortion with electron doping in lone-pair driven ferroelectrics, *Phys. Rev. B* **94**, 224107 (2016).
- [32] H. J. Zhao, A. Filippetti, C. Escorihuela-Sayalero, P. Delugas, E. Canadell, L. Bellaiche, V. Fiorentini, and J. Íñiguez, Meta-screening and permanence of polar distortion in metallized ferroelectrics, *Phys. Rev. B* **97**, 054107 (2018).
- [33] Y. Iwazaki, T. Suzuki, Y. Mizuno, and S. Tsuneyuki, Doping-induced phase transitions in ferroelectric BaTiO_3 from first-principles calculations, *Phys. Rev. B* **86**, 214103 (2012).
- [34] K. Murayama, R. Masuki, H. Takatsu, C. Tassel, H. Sakai, X. Gu, K. Ishida, K. Denisova, V. Dupray, S. Clevers, T. Nomoto, T. Tadano, P. Lemmens, R. Arita, and H. Kageyama, In preparation (2023).

- [35] R. Masuki, T. Nomoto, R. Arita, and T. Tadano, Ab initio structural optimization at finite temperatures based on anharmonic phonon theory: Application to the structural phase transitions of BaTiO_3 , *Phys. Rev. B* **106**, 224104 (2022).
- [36] K. Ishida, Y. Ikeuchi, C. Tassel, H. Takatsu, C. M. Brown, and H. Kageyama, High-pressure synthesis of non-stoichiometric Li_xWO_3 ($0.5 \leq x \leq 1.0$) with linbo_3 structure, *Inorganics* **7**, 10.3390/inorganics7050063 (2019).
- [37] D. J. Hooton, The use of a model in anharmonic lattice dynamics, *The Philosophical Magazine: A Journal of Theoretical Experimental and Applied Physics* **3**, 49 (1958), <https://doi.org/10.1080/14786435808243224>.
- [38] N. S. Gillis, N. R. Werthamer, and T. R. Koehler, Properties of crystalline argon and neon in the self-consistent phonon approximation, *Phys. Rev.* **165**, 951 (1968).
- [39] T. Tadano and W. A. Saidi, First-principles phonon quasiparticle theory applied to a strongly anharmonic halide perovskite, *Phys. Rev. Lett.* **129**, 185901 (2022).
- [40] P. Souvatzis, O. Eriksson, M. Katsnelson, and S. Rudin, The self-consistent ab initio lattice dynamical method, *Computational Materials Science* **44**, 888 (2009).
- [41] L. Monacelli, R. Bianco, M. Cherubini, M. Calandra, I. Errea, and F. Mauri, The stochastic self-consistent harmonic approximation: calculating vibrational properties of materials with full quantum and anharmonic effects, *Journal of Physics: Condensed Matter* **33**, 363001 (2021).
- [42] R. Masuki, T. Nomoto, R. Arita, and T. Tadano, Anharmonic Grüneisen theory based on self-consistent phonon theory: Impact of phonon-phonon interactions neglected in the quasiharmonic theory, *Phys. Rev. B* **105**, 064112 (2022).
- [43] We treat the polarization vectors $\epsilon_{\mathbf{k}\lambda, \alpha\mu}$ as variational parameters as well. However, we explain the case in the fixed-mode approximation for simplicity. Please see Ref. [35] for detailed discussion.
- [44] T. Tadano and S. Tsuneyuki, Self-consistent phonon calculations of lattice dynamical properties in cubic SrTiO_3 with first-principles anharmonic force constants, *Phys. Rev. B* **92**, 054301 (2015).
- [45] In Refs. [35, 46], we express the atomic positions by the displacements from the reference positions in the normal coordinate representation, which we write as $q_\lambda^{(0)}$. If we denote the atomic coordinates in the reference structure as $X_{\alpha\mu}^{(\text{ref})}$, these quantities are connected by the relation
- $$q_\lambda^{(0)} = \sum_{\alpha\mu} \epsilon_{0\lambda, \alpha\mu} \sqrt{M_\alpha} (X_{\alpha\mu} - X_{\alpha\mu}^{(\text{ref})}). \quad (9)$$
- [46] R. Masuki, T. Nomoto, R. Arita, and T. Tadano, Full optimization of quasiharmonic free energy with an anharmonic lattice model: Application to thermal expansion and pyroelectricity of wurtzite GaN and ZnO , *Phys. Rev. B* **107**, 134119 (2023).
- [47] D. C. Wallace, Thermodynamics of crystals, *American Journal of Physics* **40**, 1718 (1972).
- [48] T. Tadano, Y. Gohda, and S. Tsuneyuki, Anharmonic force constants extracted from first-principles molecular dynamics: applications to heat transfer simulations, *Journal of Physics: Condensed Matter* **26**, 225402 (2014).
- [49] Y. Oba, T. Tadano, R. Akashi, and S. Tsuneyuki, First-principles study of phonon anharmonicity and negative thermal expansion in ScF_3 , *Phys. Rev. Mater.* **3**, 033601 (2019).
- [50] F. Zhou, W. Nielson, Y. Xia, and V. Ozoliņš, Lattice anharmonicity and thermal conductivity from compressive sensing of first-principles calculations, *Phys. Rev. Lett.* **113**, 185501 (2014).
- [51] G. Kresse and J. Furthmüller, Efficient iterative schemes for ab initio total-energy calculations using a plane-wave basis set, *Phys. Rev. B* **54**, 11169 (1996).
- [52] J. P. Perdew, A. Ruzsinszky, G. I. Csonka, O. A. Vydrov, G. E. Scuseria, L. A. Constantin, X. Zhou, and K. Burke, Restoring the density-gradient expansion for exchange in solids and surfaces, *Phys. Rev. Lett.* **100**, 136406 (2008).
- [53] P. E. Blöchl, Projector augmented-wave method, *Phys. Rev. B* **50**, 17953 (1994).
- [54] G. Kresse and D. Joubert, From ultrasoft pseudopotentials to the projector augmented-wave method, *Phys. Rev. B* **59**, 1758 (1999).
- [55] See supplemental material at [url will be inserted by publisher] for the electronic structure calculations and harmonic phonon calculations of all $b = \text{ta, w, re, os}$ cases. The supplemental material also contains the detailed discussion on the difference between the ferroelectric insulators and polar metals, and some additional information.
- [56] J.-S. Zhou, X. Li, J. M. He, J. Chen, and K. Yamaura, Strongly correlated electrons in the ferroelectric metal LiOsO_3 , *Phys. Rev. B* **104**, 115130 (2021).
- [57] I. Lo Vecchio, G. Giovannetti, M. Autore, P. Di Pietro, A. Perucchi, J. He, K. Yamaura, M. Capone, and S. Lupi, Electronic correlations in the ferroelectric metallic state of LiOsO_3 , *Phys. Rev. B* **93**, 161113 (2016).
- [58] P. Liu, J. He, B. Kim, S. Khmelevskiy, A. Toschi, G. Kresse, and C. Franchini, Comparative ab initio study of the structural, electronic, magnetic, and dynamical properties of LiOsO_3 and NaOsO_3 , *Phys. Rev. Mater.* **4**, 045001 (2020).
- [59] I. Inbar and R. E. Cohen, Comparison of the electronic structures and energetics of ferroelectric linbo_3 and litaO_3 , *Phys. Rev. B* **53**, 1193 (1996).