

# CaseLink: Inductive Graph Learning for Legal Case Retrieval

Yanran Tang  
yanran.tang@uq.edu.au  
The University of Queensland  
Brisbane, Australia

Ruihong Qiu  
r.qiu@uq.edu.au  
The University of Queensland  
Brisbane, Australia

Hongzhi Yin  
h.yin1@uq.edu.au  
The University of Queensland  
Brisbane, Australia

Xue Li  
xueli@eecs.uq.edu.au  
The University of Queensland  
Brisbane, Australia

Zi Huang  
helen.huang@uq.edu.au  
The University of Queensland  
Brisbane, Australia

## ABSTRACT

In case law, the precedents are the relevant cases that are used to support the decisions made by the judges and the opinions of lawyers towards a given case. This relevance is referred to as the case-to-case reference relation. To efficiently find relevant cases from a large case pool, retrieval tools are widely used by legal practitioners. Existing legal case retrieval models mainly work by comparing the text representations of individual cases. Although they obtain a decent retrieval accuracy, the *intrinsic case connectivity* relationships among cases have not been well exploited for case encoding, therefore limiting the further improvement of retrieval performance. In a case pool, there are three types of case connectivity relationships: the case reference relationship, the case semantic relationship, and the case legal charge relationship. Due to the inductive manner in the task of legal case retrieval, using case reference as input is not applicable for testing. Thus, in this paper, a CaseLink model based on inductive graph learning is proposed to utilise the intrinsic case connectivity for legal case retrieval, a novel Global Case Graph is incorporated to represent both the case semantic relationship and the case legal charge relationship. A novel contrastive objective with a regularisation on the degree of case nodes is proposed to leverage the information carried by the case reference relationship to optimise the model. Extensive experiments have been conducted on two benchmark datasets, which demonstrate the state-of-the-art performance of CaseLink. The code has been released on <https://github.com/yanran-tang/CaseLink>.

## CCS CONCEPTS

• Information systems → Specialized information retrieval.

## KEYWORDS

Information Retrieval, Legal Case Retrieval, Graph Neural Networks

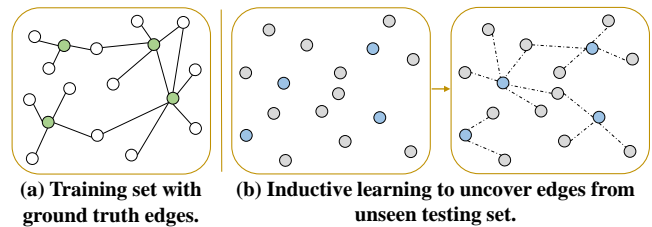


Figure 1: The inductive nature of case reference in legal case retrieval. (a) During training, a labelled dataset contains query cases (green nodes), candidate cases (white nodes), and the ground truth reference between queries and candidates (solid edges). For simplicity, edges are denoted as undirected. (b) During inductive testing, given an unlabelled and unseen dataset with new query cases (blue nodes) and candidate cases (grey nodes), legal case retrieval models are expected to uncover case references in dashed edges.

## ACM Reference Format:

Yanran Tang, Ruihong Qiu, Hongzhi Yin, Xue Li, and Zi Huang. 2024. CaseLink: Inductive Graph Learning for Legal Case Retrieval. In *Proceedings of the 47th International ACM SIGIR Conference on Research and Development in Information Retrieval (SIGIR '24)*, July 14–18, 2024, Washington, DC, USA. ACM, New York, NY, USA, 11 pages. <https://doi.org/10.1145/3626772.3657693>

## 1 INTRODUCTION

In case law, a legal system widely applied by countries like Australia, the United Kingdom, the United States etc., the judicial reasons of a judgement for a given case are critically based on precedents, which are the legal cases relevant to the given case [15]. Legal case retrieval (LCR) model is an efficient tool in helping legal practitioners to effectively search for relevant cases from large databases.

Generally, existing LCR models can be divided into two types: statistical models and neural network models. Statistical models, such as BM25 [40], TF-IDF [17] and LMIR [31], use term frequency in documents and corpus to measure the relevance between cases. For neural network models [1–8, 20, 22, 23, 26, 29, 32, 38, 41, 43, 45–47, 50, 53, 54, 56, 58, 59, 61, 63], the similarity between cases are obtained based on individually encoded representations of case texts. Typically, the encoding involves language models (BERT-PLI [41], SAILER [20] and PromptCase [45]), or graph neural networks [19] (CaseGNN [46]), to leverage the semantics in the case text.

Permission to make digital or hard copies of all or part of this work for personal or classroom use is granted without fee provided that copies are not made or distributed for profit or commercial advantage and that copies bear this notice and the full citation on the first page. Copyrights for components of this work owned by others than the author(s) must be honored. Abstracting with credit is permitted. To copy otherwise, or republish, to post on servers or to redistribute to lists, requires prior specific permission and/or a fee. Request permissions from [permissions@acm.org](mailto:permissions@acm.org).

SIGIR '24, July 14–18, 2024, Washington, DC, USA

© 2024 Copyright held by the owner/author(s). Publication rights licensed to ACM.

ACM ISBN 979-8-4007-0431-4/24/07

<https://doi.org/10.1145/3626772.3657693>

In the LCR scenario, the ultimate goal is to uncover the connection relationship among cases as in Figure 1, where the connection relationship has not been thoroughly investigated by existing methods. In this work, it is argued that there are three types of *intrinsic case connectivity* relationships among legal cases: (1) the case reference relationship, originating from precedent cases; (2) the case semantic relationship, calculated based on the semantic similarity between cases; and (3) the case legal charge relationship, standing for the relationship between a case and the charges of the legal case system, as well as the higher order relationship between cases of same or similar legal charges. These connectivity relationships are essential for LCR since the relevance can be uncovered from them. Existing LCR neural network models mainly focus on individual case text representation without sufficiently utilising these intrinsic case connectivity relationships within the case pool. This individual case encoding paradigm is not effective enough to support the legal case retrieval, where the case relationships can be complicated with various connectivity. Moreover, these relationships are not easy to discover and utilise in a straightforward style for legal case retrieval. It is challenging yet meaningful to effectively utilise the intrinsic case connectivity in LCR models.

In light of the above discussions, the main idea is to convert a pool of stand-alone cases into a structured graph, which will be further transformed into a graph with the expected case reference structure. Due to the inductive manner in the task of LCR, the case reference relationship is the ground truth label in LCR, which means that case reference is not applicable to be the input for models. Therefore, in this paper, a novel CaseLink framework is proposed to effectively perform LCR in an inductive graph learning manner. Firstly, a Global Case Graph (GCG) is constructed by leveraging the pairwise connectivity relationships of cases with case-to-case and case-to-charge relationship. Specifically, the term-frequency level and the semantic level similarities between cases are calculated to provide the potential case-to-case relationship while the legal charges of each case is extracted for case-to-charge relationship. The extracted case-to-case and case-to-charge relationship jointly offer the pairwise connectivity of cases. To leverage the connectivity relationships in GCG, a graph neural network module is developed to perform graph representation learning. Finally, a new objective function consisting of contrastive loss and degree regularisation is designed to train the CaseLink. Two benchmark datasets COLIEE2022 [12] and COLIEE2023 [13] are experimented in this paper. The empirical results demonstrate the state-of-the-art performance of CaseLink and the effectiveness on LCR task. The main contributions of this paper are summarised as follows:

- This paper investigates the case reference relationship in the LCR problem and transforms the traditional LCR paradigm into an inductive graph learning procedure.
- A CaseLink framework is proposed to exploit the case reference information. It consists of a graph neural network-based pipeline to learn the latent connectivity among cases with a Global Case Graph and a degree regularisation.
- Extensive experiments conducted on two benchmark datasets demonstrate the state-of-the-art performance of CaseLink and the effectiveness of the global graph-based design.

## 2 RELATED WORK

### 2.1 Legal Case Retrieval

Legal case retrieval aims to retrieve relevant cases from a large database given a query legal case, belonging to query-by-document category. Recent LCR methods can be mainly divided into two types: statistical models [17, 31, 40] and neural network models [1–8, 20, 22, 23, 26, 29, 32, 38, 41, 43, 45–47, 50, 53, 54, 56, 58, 59, 63, 64]. For statistical models, most methods rely on using term frequency to measure the similarity between cases, such as TF-IDF [17], BM25 [40] and LMIR [31]. These methods are convenient for conducting calculations since there is only term frequency counting without optimisation and inference of large neural network models. One of the drawbacks of these statistical models is that only using term frequency cannot effectively represent the relevance between cases given the complexity of the individual cases. For the neural network models, most of the existing work relies on encoding the case text into a high-dimensional vector with neural networks of various structures. For example, BERT [10] is a typical encoder that generates a representation for the case text. Given that there is an input length limit (e.g., 512 tokens) for BERT while a case can generally contain thousands of words, most BERT-based LCR methods aim to bypass this restriction while maintaining the quality of the case representation. BERT-PLI [41] proposes a paragraph-level interaction module by dividing the case into multiple paragraphs and measuring the similarity between cases by aggregating the paragraph-level similarity. SAILER [20] chooses to truncate the overlong case text. One recent model, Gear [32], makes use of generative retrieval with legal judge prediction, which is similar to the case reasoning generation pre-training in SAILER. IOT-Match [58] makes use of sentence embeddings and calculates the similarity with an optimal transport distance. PromptCase [45] relies on generating a summary of the legal fact and identifying the legal issue sections together with a prompt reformulation to obtain an effective input representation. CaseGNN [46] further transforms the unstructured case text into a structured case graph for each case and encodes the case with a dedicated graph neural network model. In general, most of these existing LCR models put their effort into using the case text to encode the individual cases. In contrast, the proposed CaseLink targets at the LCR problem from the perspective of exploiting the case reference information with latent connectivity of cases.

### 2.2 Graph Neural Networks

Graph neural networks (GNNs) are an effective tool for representation learning on graph data [14, 19, 49]. Graph convolutional network (GCN) develops a convolution operation on graph data in a transductive setting [19]. Graph attention network (GAT) extends the GCN layer with an attention module [49]. GraphSAGE further designs an inductive model with neighbour sampling [14]. Graph has been used for many applications [11, 16, 24, 25, 33–37, 44, 60].

*GNN has been introduced into topics related to legal case understanding in recent years [28, 46, 55]. CaseGNN [46] firstly uses graph structure to represent an individual case and develops a weighted*

graph attention layer to encode the case semantics for the LCR problem. SLR [28] and CFGL-LCR [61] apply graph representation learning on the external legal knowledge graph in addition to the general language model for LCR. For legal case recommendation, a recommendation scenario with users involved, LegalGNN [55] develops a bipartite user-case graph recommendation method. Different from these graph-based methods in the legal domain, CaseLink focuses on the learning of latent relationships among legal cases rather than putting effort into individual case learning or user modelling.

GNN has also been an effective tool in other information retrieval or language-related topics. In GNN-DocRetrieval [9], candidate documents are connected to a word graph to obtain document representations for COVID question-answering retrieval. AggRanker [21] used the ground truth query-document label from user history to construct a behaviour graph for an online search engine. While in text classification, TextGCN [57], HeteGCN [39] and InducTGCN [51] all develop the graph construction relying on document-word relationship to obtain text representations. Compared with these graph-based methods in other domains, CaseLink designs a novel document-document graph without relying on the ground truth query-document relationship nor the document-word relationship, which is more effective in an inductive setting, where test queries and test documents are not available during training. From a practical perspective, legal cases generally contain thousands of words, making connecting documents to words to form a graph ineffective and impractical due to the heavy and dense connections.

### 3 PRELIMINARY

In the following, a lowercase letter represents a scalar or a sequence of words, a bold lowercase letter represents a vector, a bold uppercase letter represents a matrix, and a scripted uppercase letter represents a set.

#### 3.1 Task Definition

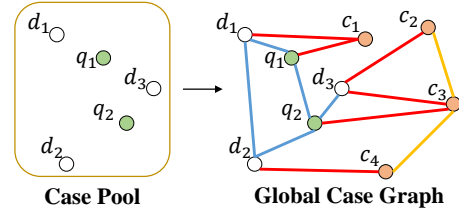
With a set of  $n$  cases,  $\mathcal{D} = \{d_1, d_2, \dots, d_n\}$ , for a query case  $q \in \mathcal{D}$ , the task of legal case retrieval is to retrieve a set of relevant cases  $\mathcal{D}^* = \{d_i^* | d_i^* \in \mathcal{D} \wedge \text{relevant}(d_i^*, q)\}$  from  $\mathcal{D}$ , where  $\text{relevant}(d_i^*, q)$  represents that  $d_i^*$  is a relevant case of query case  $q$ . Specifically, the relevant cases denote the precedents in legal domain, which are previous cases that was referred by the query case.

Note that in widely used benchmarks for LCR, such as COLIEE2022 [12] and COLIEE2023 [13], the training data and the testing data do not overlap for queries and candidates, which makes the LCR task as an inductive retrieval as shown in Figure 1.

In this paper, a legal case will be formulated as a node and a pool of legal cases will be transformed into a graph. Therefore, the term “case” and the term “node” will be used interchangeably below.

#### 3.2 Transductive and Inductive Learning

Note that the definitions of transductive and inductive learning in graph representation learning are different from the transductive and inductive learning in retrieval. (1) Given a graph, the transductive learning indicates that the testing nodes are available without label during training. While for the inductive learning, the testing nodes are unavailable during training, and will be connected to the training graph during testing [14]. One exception for the inductive



**Figure 2: An illustration of Global Case Graph. Green nodes are query cases  $q_1$  and  $q_2$ , white nodes are candidate cases  $d_1 \sim d_3$  and orange nodes are legal charges  $c_1 \sim c_4$ . Solid lines are edges, including case-case edges in blue, case-charge edges in red and charge-charge edges in yellow.**

learning in graph is the Graph-less Neural Network [62], where the testing nodes will not be connected to any existing graph and the authors develop linear models without using the structure for testing. (2) For information retrieval, the transductive learning allows the training and the testing to share the same candidate pool. The inductive learning will not have any data overlap between training and testing. In LCR, this implies that there is no available structural information, i.e., case reference information, among cases in testing.

## 4 METHOD

### 4.1 Global Case Graph

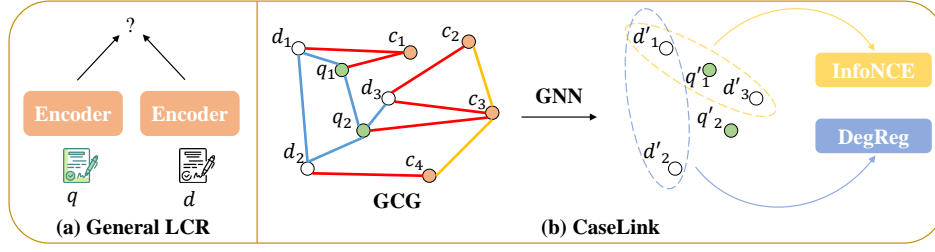
Global Case Graph (GCG) aims to thoroughly utilised the case reference information to construct an informative case graph. To construct a GCG, the edges between case nodes are selected by using traditional statistical retrieval method and the feature of case nodes are generated by using a legal case encoder. The illustration of an exemplar GCG is demonstrated in Figure 2.

In this paper, a GCG is denoted as  $G = (\mathcal{V}, \mathcal{E})$ , where  $\mathcal{V}$  and  $\mathcal{E}$  is the set of nodes and edges respectively in the GCG. Specifically, there are two node types in GCG, the case node  $d \in \mathcal{V}$  with the node feature  $\mathbf{x}_d \in \mathbb{R}^d$ , and the charge node  $c \in \mathcal{V}$  with the feature  $\mathbf{x}_c \in \mathbb{R}^d$ . The case node refers to the case in the case pool  $\mathcal{D}$  while the charge node comes from the legal charge extracted from these cases. Although there are two types of nodes, the graph learning scenario is still framed into a homogeneous situation since these node features both originate from text encodings. If there is an edge between any two nodes  $u$  and  $v$ , the edge is denoted as  $e_{uv} \in \mathcal{E}$ . The definition of edges is provided below.

**4.1.1 Case Node.** In GCG,  $n$  cases in the case pool  $\mathcal{D}$ , including both query and candidate cases, will be converted into  $n$  case nodes as shown in the green (query node) and the white (candidate node) circles of Figure 2. The feature of every node is from an encoder as:

$$\mathbf{x}_d = \text{Encoder}_{\text{case}}(t_d), \quad (1)$$

where  $t_d$  is the text of case  $d$  and  $\mathbf{x}_d \in \mathbb{R}^d$  is the node feature of case node  $d$  obtained from the encoder.  $\text{Encoder}_{\text{case}}$  can be any encoder that can encode the case text into a case representation, such as a language model like BERT [10], SAILER [20] or PromptCase [45], and a graph neural network encoder like CaseGNN [46].



**Figure 3: The comparison between typical LCR models and CaseLink.** (a) Existing LCR models generally apply a text encoder to query and candidate individually. The LCR prediction is obtained by perform nearest neighbour search on these non-interactive encodings. (b) The overall framework of CaseLink. During training, the training queries, the training candidates and the charges are transformed into a Global Case Graph (GCG). A graph neural network (GNN) module will conduct the node feature update for the GCG. The updated query and candidate node features will be fed into the contrastive learning (InfoNCE) objective and the degree regularisation (DegReg) objective to train the CaseLink model. During inference, the testing queries, the testing candidates and the charges are transformed into another GCG. After obtaining the updated node features with the GNN module, the retrieval result is achieved by the nearest neighbour search based on the similarity among these case node features.

**4.1.2 Charge Node.** Considering the latent connectivity within the case pool, legal charges are important sources to link cases together. Since the cases in the experimented benchmarks all come from the Federal Court of Canada case laws, namely COLIEE2022 [12] and COLIEE2023 [13], the charges used in the experiments can be found in a list of the Federal Courts Act and Rules of Canada<sup>1</sup>, denoted as  $C = \{c_1, c_2, \dots, c_m\}$ . The features of charge nodes are encoded by an encoder with the text of charges, which is defined as:

$$\mathbf{x}_c = \text{Encoder}_{\text{charge}}(t_c), \quad (2)$$

where  $t_c$  is the text of charge  $c$ ,  $\mathbf{x}_c \in \mathbb{R}^d$  is the node feature of charge node  $c$  obtained from the encoder. Similar to case nodes,  $\text{Encoder}_{\text{charge}}$  can be any encoder that encodes the short charge phrases into a charge representation, such as a language model like BERT [10], SAILER [20] or PromptCase [45].

**4.1.3 Case-Case Edge.** According to the case relationship within the case pool, it is desired to link the cases that have intrinsic connectivity to be neighbouring nodes for a more effective message passing of case nodes. Thus, the pairwise BM25 [40] score between every cases is calculated. Due to the large number of cases, only top  $k$  highest BM25 similarity scores cases are selected and linked as blue edges in Figure 2. Although BM25 is a non-symmetric measurement, which essentially makes the case-case edge directed, for the simplicity of CaseLink framework, the case-case edge is converted into symmetric. The final adjacency matrix of case-case edge  $A_d \in \mathbb{R}^{n \times n}$  ( $n$  cases in case pool in total) is denoted as:

$$A_{d_{ij}} = \begin{cases} 1 & \text{for TopK}(\text{BM25}(t_{d_i}, t_{d_j} | d_i, d_j \in \mathcal{D})), \\ 0 & \text{for Others,} \end{cases} \quad (3)$$

where  $d_i$  and  $d_j$  are two cases in the case pool  $\mathcal{D}$ . BM25 [40] is a statistical model that calculates the text similarity using term-frequency. Given a list of cases BM25 score, TopK is a function that returns a set  $\mathcal{K}$  of top  $k$  cases in the case pool  $\mathcal{D}$ , denoted as  $\mathcal{K} = \{d_1, d_2, \dots, d_k | d_k \in \mathcal{D}\}$ . Either  $\text{BM25}(t_{d_i}, t_{d_j})$  or  $\text{BM25}(t_{d_j}, t_{d_i})$  in the top  $K$  will result in edges  $A_{d_{ij}}$  and  $A_{d_{ji}}$ , which is equivalent to a logical OR operation and makes the adjacency matrix  $A_d$  symmetric.

<sup>1</sup><https://www.fct-cf.gc.ca/en/pages/law-and-practice/acts-and-rules/federal-court/>

**4.1.4 Charge-Charge Edge.** Within a legal system, there are natural relationships between different charges by considering that multiple charges may simultaneously appear in the same case. When two charges are linked by an edge, they may have a higher probabilities to both appear in two similar cases than other separated charges. The symmetric adjacency matrix of charge-charge edge  $A_c \in \mathbb{R}^{m \times m}$  ( $m$  is number of charges) defined as:

$$A_{c_{ij}} = \begin{cases} 1 & \text{for } \text{Sim}(\mathbf{x}_{c_i}, \mathbf{x}_{c_j} | c_i, c_j \in \mathcal{V}) > \delta, \\ 0 & \text{for Others,} \end{cases} \quad (4)$$

where  $c_i, c_j$  are two charge nodes in  $\mathcal{V}$  with the node features  $\mathbf{x}_{c_i} \in \mathbb{R}^d$ ,  $\mathbf{x}_{c_j} \in \mathbb{R}^d$  from Section 4.1.2. The Sim function is used to calculate the similarity between two charge nodes, which can be dot product and cosine similarity.  $\delta$  is the threshold value for controlling the number and equality of charge-charge edge.

**4.1.5 Case-Charge Edge.** Clarifying the legal charge of a case is essential for legal practitioners to understand the case itself and identify relevant cases. The case-charge edge exists when a charge appears in a given case, which means that there is a natural one-way inclusion relationship between case and charge. The adjacency matrix of case-charge edge  $A_b \in \mathbb{R}^{m \times n}$  is denoted as:

$$A_{b_{ij}} = \begin{cases} 1 & \text{for } t_{c_i} \text{ appears in } t_{d_j}, \\ 0 & \text{for Others,} \end{cases} \quad (5)$$

where  $t_{c_i}$  is the text of charge  $i$  and  $t_{d_j}$  is the text of case  $j$ .

**4.1.6 Overall Adjacency Matrix.** The edges of GCG including case-case, charge-charge and case-charge edges are undirected and un-weighted. The overall adjacency matrix  $A \in \mathbb{R}^{(n+m) \times (n+m)}$  is:

$$A = \begin{bmatrix} A_d & A_b^T \\ A_b & A_c \end{bmatrix}, \quad (6)$$

where  $A_b^T$  is the transpose matrix of adjacency matrix  $A_b$ . The overall adjacency matrix,  $A$ , is symmetric.

## 4.2 Graph Neural Network Module

With the constructed GCG, a GNN module is leveraged to aggregate the information in nodes and edges that contain the intrinsic case connectivity to generate a comprehensive case representation.

**4.2.1 Graph Neural Network.** After  $k-1$  layers of GNN calculations, the output feature of node  $v$  in the  $k$ -th layer is denoted as:

$$\mathbf{h}_v^k = \text{GNN}(\mathbf{h}_v^{k-1}, \mathbf{h}_u^{k-1} : u \in \mathcal{N}(v)), \quad (7)$$

where  $\mathbf{h}_v^{k-1} \in \mathbb{R}^d$  and  $\mathbf{h}_u^{k-1} \in \mathbb{R}^d$  are the node representations of  $v$  and  $u$  at  $(k-1)$ -th layer and  $\mathcal{N}(v)$  is the neighbour node set of node  $v$ .  $\mathbf{h}_v^k \in \mathbb{R}^d$  is the output of  $k$  GNN layers and also the feature of node  $v$  in  $k$ -th layer. The initialisation of  $\mathbf{h}^0$  is assigned with the encodings  $\mathbf{x}_d$  and  $\mathbf{x}_c$  from Section 4.1.1 and 4.1.2. GNN can be any graph neural network model that can exploit the graph structure information to generate a representative node embeddings, such as GCN [19], GAT [49] or GraphSAGE [14].

**4.2.2 Residual Connection.** Moreover, to effectively utilise the input information of cases and charges, a residual connection is used in the end after GNN layer to obtain final node features  $\mathbf{h}_v$ :

$$\mathbf{h}_v = \mathbf{h}_v^k + \mathbf{x}_v, \quad (8)$$

## 4.3 Objective Function

**4.3.1 Contrastive Learning of Query.** The task of LCR is to distinguish the relevant cases from a huge collection of cases for a given query. This is also the same goal as the contrastive learning to pull the positive samples closer while push the negative samples far away used in retrieval task [20, 46, 53, 59]. Therefore, in this paper, the main objective of query is designed in an InfoNCE [48] style as:

$$\begin{aligned} \ell_{\text{InfoNCE}} = & \\ & -\log \frac{e^{\frac{(s(\mathbf{h}_q, \mathbf{h}_{d^+}))}{\tau}}}{e^{\frac{(s(\mathbf{h}_q, \mathbf{h}_{d^+}))}{\tau}} + \sum_{i=1}^{n_e} e^{\frac{(s(\mathbf{h}_q, \mathbf{h}_{d_i^{\text{easy}}})}{\tau}} + \sum_{i=1}^{n_h} e^{\frac{(s(\mathbf{h}_q, \mathbf{h}_{d_i^{\text{hard}}})}{\tau}}}, \quad (9) \end{aligned}$$

where  $q$  is the query case and  $\mathcal{D}$  is the case pool that includes both relevant cases  $d^+$  and irrelevant cases  $d^-$ .  $s$  is a similarity metric that can compare the similarity between two vectors, such as dot product or cosine similarity.  $n_e$  and  $n_h$  are the number of easy negative sample  $d^{\text{easy}-}$  and hard negative sample  $d^{\text{hard}-}$ , respectively.  $\tau$  is the temperature coefficient. In the training processing, the positive samples are the ground truth label of training dataset, the easy negative samples are randomly sampled from the case pool  $\mathcal{D}$  as well as simultaneously using the in-batch samples of other queries. Specially, to effectively guide the training with making use of harder samples, the hard negative samples are selected based on the BM25 [40] relevance score. If a case have a high BM25 relevance score to the query while is still not a positive case, such a case is sampled as a hard negative case.

**4.3.2 Degree Regularisation of Candidate.** When only using contrastive objective, there is limited training signal for training candidates in the case pool. Thus, a degree regularisation is proposed to minimise the case node degree for candidate nodes, which can serve as the training signal for candidates as well as the regularisation to meet the real-world requirement that these cases should be just

related to a small amount of cases in the pool and the case reference is sparsely connected. To derive the degree regularisation of candidates, the pseudo adjacency matrix of the nodes with updated features after GNN calculation is defined as:

$$\hat{A}_{ij} = \cos(\mathbf{h}_i, \mathbf{h}_j), \quad (10)$$

where  $\mathbf{h}_i$  and  $\mathbf{h}_j$  are the updated features of case node  $i$  and  $j$  in the case pool  $\mathcal{D}$ . The matrix  $\hat{A} \in \mathbb{R}^{n \times n}$  indicates a fully connected situation. And the degree regularisation is conducted on this pseudo adjacency matrix  $\hat{A}$  only for candidate cases:

$$\ell_{\text{DegReg}} = \sum_{i=1}^o \sum_{j=1}^n (\hat{A}_{ij}), \quad (11)$$

where  $o$  is the number of candidate cases in  $\mathcal{D}$ .

**4.3.3 Overall Objective.** During training, the overall objective is:

$$\ell = \ell_{\text{InfoNCE}} + \lambda \cdot \ell_{\text{DegReg}}, \quad (12)$$

where  $\lambda$  is the coefficient for the scale of the degree regularisation.

## 4.4 Inference

Given a testing case pool  $\mathcal{D}_{\text{test}}$ , the relevance score  $s_{(q,d)}$  between testing query case  $q$  and the candidate case  $d$  is calculated as:

$$s_{(q,d)} = \cos(\mathbf{h}_q, \mathbf{h}_d), \quad (13)$$

where  $\mathbf{h}_q$  and  $\mathbf{h}_d$  are the representations of query  $q$  and candidate  $d$  from CaseLink. Candidates with top ranking scores are retrieved.

## 5 DISCUSSION

### 5.1 Inductive Learning

As described in Section 3.1 and 3.2, the LCR problem is under the inductive learning nature where testing queries and candidates are both unavailable during training. This puts various restrictions on the design of using the reference connection in the graph structure.

**5.1.1 Node Initialisation.** Considering related research areas such as recommender systems, which also use the graph structure to connect the data points, an effective initialisation for node features is using the ID embedding [52]. This is under the assumption that the coverage of users and items during training and testing will not change, which falls exactly into the transductive learning. However, in LCR problem, the testing queries and candidates are all unavailable during training, which prevents from using the case ID as node features. Otherwise, it will become a cold-start situation.

**5.1.2 Edge Design.** A straightforward solution to build an input graph to utilise the reference relationship of cases for training an LCR model is to link the cases that has the real reference relationship. However, in LCR problem, the inductive learning nature indicates that during testing, there is no available reference relationship to build such a testing graph. Therefore, it is impossible to have a same data distribution for both training and testing if the real reference relationships are used as edges.

### 5.2 Graph Extensions

In the current design of GCG, the edges are converted into undirected and unweighted for simplicity. There are different chances to extend these edge designs to include direction and weight.

**5.2.1 Directed Graph.** The current case-case edge comes from the BM25 score between cases. Note that BM25 score is asymmetric, a natural extension of the case-case edge is to include the direction coming from BM25. For the case-charge edges, the inclusion relation between cases and charges can also be considered as directed. However, it is non-trivial to provide directions for charge-charge edges since there is no clear directed relationship between charges. A possible solution is to leverage external legal expert knowledge to define the relationship among charges.

**5.2.2 Weighted Graph.** For all the edges in the current design, they all come from a quantitative measurement, such as BM25 score, semantic similarity and inclusion relation. All of these measurements are meaningful in real number space, which gives the possibility to include the measured values as edge weights. The difficult of using these values as weights is that the values are not directly comparable. For example, the value of BM25 score can be greater than 1,000 while the semantic similarity from a language model can be ranging between  $-1$  and  $1$ . Even after normalisation, the straightforward consideration of these values as weights is not convincing. A possible solution is to transform the graph into a heterogeneous graph, which would apply different functions to the edges coming from different measurements.

### 5.3 Relationship with Graph-based Text Classification Methods

As described in the end of Section 2.2, there are a few graph-based methods working on the text classification topic [39, 51, 57]. In this area, a short text in a dataset is being classified by the model. Recent methods consider each piece of text as a node in the graph and connect these text nodes mainly based on the case-to-word relationship. Although CaseLink also transforms the data point, legal case, into a node, there is no case-to-word relationship in the Global Case Graph because (1) a legal case generally has thousands of words compared with a few dozens of words in short texts from text classification; and (2) the simple text matching is not meaningful in LCR problem. Additionally, the case-to-case connection is important in CaseLink, while not appearing in these text classification methods.

## 6 EXPERIMENTS

In this section, the experiment settings and results are described, which aims to answer the following research questions (RQs):

- RQ1: How does CaseLink perform compared with the state-of-the-art LCR models?
- RQ2: How effective are different types of case connectivity information in CaseLink?
- RQ3: How does graph learning help with LCR in CaseLink?
- RQ4: How do hyper-parameter settings affect CaseLink?

### 6.1 Setup

**6.1.1 Datasets.** To evaluate the CaseLink, two benchmark datasets, COLIEE2022 [12] and COLIEE2023 [13], are used in the experiments. Both datasets come from the Competition on Legal Information Extraction/Entailment (COLIEE), where the cases are collected from the Federal Court of Canada. There are two main difference between them. On one hand, the cases in test sets and most of the training

**Table 1: Statistics of datasets.**

Datasets	COLIEE2022		COLIEE2023	
	train	test	train	test
# Query	898	300	959	319
# Candidates	4415	1563	4400	1335
# Avg. relevant cases	4.68	4.21	4.68	2.69
Avg. length (# token)	6724	6785	6532	5566
Largest length (# token)	127934	85136	127934	61965

sets in two datasets are different. On the other hand, the average relevant cases numbers per query as shown in Table 1 are different, resulting in different difficulties for finding ground truth label cases. For reasonable text encoding, the French appears in the cases of both datasets are removed. The evaluation is based on full candidate pool ranking instead of sample ranking, which makes the evaluation unbiased and more challenging. Although these two datasets focus on English LCR scenario, CaseLink can be easily extended to other languages with respective language encoders.

**6.1.2 Metrics.** To evaluate the performance of the experiments, the metric of precision (P), recall (R), Micro F1 (Mi-F1), Macro F1 (Ma-F1), Mean Reciprocal Rank (MRR), Mean Average Precision (MAP) and normalized discounted cumulative gain (NDCG) are selected as they are widely used in information retrieval task. Top 5 ranking results are evaluated based on based on the previous LCR works [20, 27, 45]. All metrics are the higher the better.

**6.1.3 Baselines.** Various state-of-the-art baselines are used in the experiments to evaluate the performance of CaseLink as follows:

- **BM25** [40]: a traditional but strong retrieval benchmark that utilises the term frequency to measure text similarity.
- **LEGAL-BERT (2020)** [7]: a language model that is pre-trained on large legal corpus.
- **MonoT5 (2019)** [30]: a sequence-to-sequence document ranking model that employed T5 architecture.
- **SAILER (2023)** [20]: a legal structure-aware model that achieves competitive results on the same two datasets.
- **PromptCase (2023)** [45]: a prompt-based input reformulation method that works on language models for LCR.
- **CaseGNN (2024)** [46]: a state-of-the-art LCR method using GNN to encode the case text.

**6.1.4 Implementation.** The batch size of training are chosen from {32, 64, 128}. GAT [49] is the default GNN with number of layers chosen from {1,2,3}. The dropout [42] rate is chosen from {0.1, 0.2, 0.3, 0.4, 0.5}. Adam [18] is the default optimiser with the learning rate {1e-4, 1e-5, 1e-6} and the weight decay {1e-4, 1e-5, 1e-6}. For the contrastive training, given a query, the number of positive sample, easy negative sample are both 1 while the number of hard negative samples is chosen from {1, 5, 10}. The in-batch samples of other queries are also considered as easy negative samples. For the degree regularisation,  $\lambda$  is chosen from {0,5e-4,1e-3,5e-3}. CaseGNN [46] is chosen as the case encoder and SAILER [20] is chosen as the charge encoder. The two-stage experiment is based on the top 10 BM25 ranking cases as the first stage ranking result. The two-stage experiment results are only conducted for the overall comparison to verify the LCR performance. For all other experiments, only

**Table 2: Overall performance on COLIEE2022 and COLIEE2023 (%). Underlined numbers indicate the best baselines. Bold numbers indicate the best performance of all methods. Both one-stage and two-stage results are reported.**

Methods	COLIEE2022							COLIEE2023						
	P@5	R@5	Mi-F1	Ma-F1	MRR@5	MAP	NDCG@5	P@5	R@5	Mi-F1	Ma-F1	MRR@5	MAP	NDCG@5
<b>One-stage</b>														
BM25	17.9	21.2	19.4	21.4	23.6	25.4	33.6	16.5	30.6	21.4	22.2	23.1	20.4	23.7
LEGAL-BERT	4.47	5.30	4.85	5.38	7.42	7.47	10.9	4.64	8.61	6.03	6.03	11.4	11.3	13.6
MonoT5	0.71	0.65	0.60	0.79	1.39	1.41	1.73	0.38	0.70	0.49	0.47	1.17	1.33	0.61
SAILER	16.6	15.2	14.0	16.8	17.2	18.5	25.1	12.8	23.7	16.6	17.0	25.9	25.3	29.3
PromptCase	17.1	20.3	18.5	20.5	35.1	33.9	38.7	16.0	29.7	20.8	21.5	32.7	32.0	36.2
CaseGNN	35.5±0.2	42.1±0.2	38.4±0.3	42.4±0.1	66.8±0.8	64.4±0.9	69.3±0.8	17.7±0.7	32.8±0.7	23.0±0.5	23.6±0.5	38.9±1.1	37.7±0.8	42.8±0.7
CaseLink (Ours)	<b>37.0±0.1</b>	<b>43.9±0.1</b>	<b>40.1±0.1</b>	<b>44.2±0.1</b>	<b>67.3±0.5</b>	<b>65.0±0.2</b>	<b>70.3±0.1</b>	<b>20.9±0.3</b>	<b>38.4±0.6</b>	<b>27.1±0.3</b>	<b>28.2±0.3</b>	<b>45.8±0.5</b>	<b>44.3±0.7</b>	<b>49.8±0.4</b>
<b>Two-stage</b>														
SAILER	<u>23.8</u>	25.7	24.7	25.2	43.9	42.7	48.4	19.6	32.6	24.5	23.5	37.3	36.1	40.8
PromptCase	23.5	25.3	24.4	<u>30.3</u>	41.2	39.6	45.1	<b>21.8</b>	36.3	27.2	26.5	39.9	38.7	44.0
CaseGNN	22.9±0.1	27.2±0.1	24.9±0.1	27.0±0.1	<u>54.9±0.4</u>	54.0±0.5	57.3±0.6	20.2±0.2	37.6±0.5	26.3±0.3	27.3±0.2	<u>45.8±0.9</u>	<u>44.4±0.8</u>	49.6±0.8
CaseLink (Ours)	<b>24.7±0.1</b>	<b>29.1±0.1</b>	<b>26.8±0.1</b>	29.2±0.1	<b>56.0±0.2</b>	<b>55.0±0.2</b>	<b>58.6±0.1</b>	21.0±0.3	<b>38.9±0.5</b>	27.1±0.3	<b>28.2±0.3</b>	<b>48.8±0.2</b>	<b>47.2±0.1</b>	<b>52.6±0.1</b>

one-stage results are reported. The number of TopK case neighbour node  $K$  in Equation 3 is chosen from  $\{3, 5, 10, 20\}$ . The threshold  $\delta$  in Equation 4 is chosen from  $\{0.85, 0.9, 0.95\}$ .

## 6.2 Overall Performance (RQ1)

The overall performance of all baselines and CaseLink is evaluated on COLIEE2022 and COLIEE2023, as shown in Table 2. According to the table, CaseLink achieves state-of-the-art performance by a significant margin compared to all baseline models in both one-stage and two-stage experiments for both COLIEE2022 and COLIEE2023. The improvement margin over the best baseline on COLIEE2022 is relatively smaller than in COLIEE2023. This is because in COLIEE2022, BM25 falls behind with a large margin compared with recent methods. But BM25 is a crucial criteria for the case-case edges, which provides a smaller improvement. While in COLIEE2023, BM25 can achieve a closer performance to other recent baselines, which indicates that BM25 can provide more meaningful edges to boost the performance of CaseLink.

Under the one-stage setting, CaseLink significantly improves LCR performance over baseline models. The strong traditional statistical model BM25 achieves a reasonably strong performance compared with most neural baselines. However, it is not comparable with CaseGNN and CaseLink. The legal corpus pre-trained LEGAL-BERT model is not effective in tackling the comprehensive LCR task compared with other retrieval oriented methods. MonoT5 model gets the worst performance in the overall experiment. One possible reason is that MonoT5 is pre-trained to deal with the text-to-text task while LCR task is different from it. As a BERT-based model, SAILER improves over previous language-based models with its structure aware design. The performance of PromptCase is the best among the language models yet it still falls behind compared with CaseGNN and CaseLink, which indicates that the LCR problem has specific structural and connectivity information in addition to the pure text information. CaseGNN is one of the best performing baseline in LCR, which uses the structural information within the legal case and utilise a GNN to encode the structural information. It outperforms the previous language model-based baselines. As the initialisation of the case node feature for CaseLink, CaseGNN cannot compete with the proposed CaseLink method.

For the two-stage setting, all methods use top10 first-stage results from BM25, followed by a re-ranking using the corresponding baseline models. The two-stage re-ranking experiments are conducted on SAILER, PromptCase, CaseGNN for the comparable one-stage retrieval performance to CaseLink. CaseLink outperforms all the baseline methods in most metrics in two-stage experiments. In COLIEE2022, although CaseLink can outperform other baselines in two-stage ranking, the overall performance is not comparable with one-stage ranking. This is because the one stage ranking of these methods is in a much higher quality than BM25, which limits the ranking candidates obtained from BM25's first stage ranking results. While in COLIEE2023, the two stage ranking can further improve the neural rankers in the ranking-based metrics such as MRR, MAP and NDCG. This is because with a fix selection of correct retrieved cases, CaseLink can rank these cases in a higher position.

## 6.3 Ablation Study (RQ2)

The ablation study is conducted to validate the effectiveness of different modules in CaseLink: (1) CaseLink node feat., which is the initialised node features of CaseLink without using any connection relationship; (2) CaseLink case-case, which is equivalent to only use the case-case edge in addition to the node features; (3) w/o charge-charge, just removing the charge-charge cases from CaseLink; (4) w/o residual, not using the residual connection in GNN; (5) w/o DegReg, optimising the CaseLink without the degree regularisation of candidates. All experiments are conducted on both datasets and evaluated on all metrics for one-stage retrieval, as in Table 3.

As shown in Table 3, the complete CaseLink can outperform all other variants. The CaseLink node feat. uses node features initialised from CaseGNN as the baseline. For the CaseLink case-case variant, there is a significant improved performance over in all the metrics for COLIEE2023 and non-ranking metrics for COLIEE2022, which indicates the effectiveness of case connectivity relationship. For the variant w/o charge-charge, the performance is lower than CaseLink in most metrics except the non-ranking ones in COLIEE2023, implying the charge-charge edges can provide further information during graph learning between charges. For w/o residual, the performance decreases for both COLIEE2022 and COLIEE2023, which maybe because without the high quality node initialisation,

**Table 3: Ablation study. (%)**

Methods	COLIEE2022							COLIEE2023						
	P@5	R@5	Mi-F1	Ma-F1	MRR@5	MAP	NDCG@5	P@5	R@5	Mi-F1	Ma-F1	MRR@5	MAP	NDCG@5
CaseLink node feat.	35.5±0.2	42.1±0.2	38.4±0.3	42.4±0.1	66.8±0.8	64.4±0.9	69.3±0.8	17.7±0.7	32.8±0.7	23.0±0.5	23.6±0.5	38.9±1.1	37.7±0.8	42.8±0.7
CaseLink case-case	36.2±0.3	43.0±0.3	39.4±0.3	43.4±0.3	65.1±0.4	62.6±0.3	68.3±0.3	20.4±0.1	37.8±0.1	26.5±0.1	27.3±0.1	42.9±0.5	41.5±0.4	47.0±0.5
w/o charge-charge	36.1±0.3	42.9±0.4	39.2±0.3	43.2±0.4	65.9±0.3	63.8±0.2	69.4±0.2	20.8±0.3	38.7±0.6	27.1±0.4	27.9±0.5	42.2±0.1	40.6±0.3	46.2±0.3
w/o residual	20.0±0.1	23.8±0.1	21.7±0.1	23.4±0.3	36.4±0.4	35.4±0.5	40.6±0.2	20.7±0.3	38.5±0.6	27.0±0.4	27.9±0.5	44.7±1.3	43.3±1.5	48.7±1.4
w/o DegReg	35.9±0.2	42.7±0.2	39.0±0.2	43.1±0.2	66.0±0.1	63.8±0.1	69.5±0.2	20.5±0.1	38.1±0.2	27.1±0.3	27.9±0.1	43.6±0.4	42.1±0.4	46.7±0.1
CaseLink	37.0±0.1	43.9±0.1	40.1±0.1	44.2±0.1	67.3±0.5	65.0±0.2	70.3±0.1	20.9±0.3	38.4±0.6	27.1±0.3	28.2±0.3	45.8±0.5	44.3±0.7	49.8±0.4

**Table 4: Effectiveness of Case Feature Initialisation. (%)**

Methods	COLIEE2022							COLIEE2023						
	P@5	R@5	Mi-F1	Ma-F1	MRR@5	MAP	NDCG@5	P@5	R@5	Mi-F1	Ma-F1	MRR@5	MAP	NDCG@5
PromptCase	17.1	20.3	18.5	20.5	35.1	33.9	38.7	16.0	29.7	20.8	21.5	32.7	32.0	36.2
+CaseLink	18.6±0.2	22.1±0.3	20.2±0.3	22.0±0.3	39.0±0.1	37.3±0.1	41.7±0.1	19.5±0.2	36.1±0.4	25.3±0.3	26.1±0.3	42.4±0.5	41.2±0.5	46.4±0.5
CaseGNN	35.5±0.2	42.1±0.2	38.4±0.3	42.4±0.1	66.8±0.8	64.4±0.9	69.3±0.8	17.7±0.7	32.8±0.7	23.0±0.5	23.6±0.5	38.9±1.1	37.7±0.8	42.8±0.7
+CaseLink	37.0±0.1	43.9±0.1	40.1±0.1	44.2±0.1	67.3±0.5	65.0±0.2	70.3±0.1	20.9±0.3	38.4±0.6	27.1±0.3	28.2±0.3	45.8±0.5	44.3±0.7	49.8±0.4

**Table 5: Effectiveness of Case-Case Edges. (%)**

Methods	COLIEE2022							COLIEE2023						
	P@5	R@5	Mi-F1	Ma-F1	MRR@5	MAP	NDCG@5	P@5	R@5	Mi-F1	Ma-F1	MRR@5	MAP	NDCG@5
CaseGNN-Edge	35.8±0.1	42.5±0.1	38.8±0.1	43.1±0.1	64.4±0.1	62.1±0.1	67.9±0.1	17.3±0.1	32.2±0.1	22.5±0.1	23.3±0.1	36.6±0.5	35.5±0.3	40.7±0.4
BM25-Edge	37.0±0.1	43.9±0.1	40.1±0.1	44.2±0.1	67.3±0.5	65.0±0.2	70.3±0.1	20.9±0.3	38.4±0.6	27.1±0.3	28.2±0.3	45.8±0.5	44.3±0.7	49.8±0.4

**Table 6: Effectiveness of GNNs. (%)**

Methods	COLIEE2022							COLIEE2023						
	P@5	R@5	Mi-F1	Ma-F1	MRR@5	MAP	NDCG@5	P@5	R@5	Mi-F1	Ma-F1	MRR@5	MAP	NDCG@5
GCN	34.5±0.1	41.0±0.1	37.5±0.1	41.4±0.1	66.0±0.1	63.5±0.2	69.1±0.2	18.1±0.1	33.6±0.1	23.5±0.1	24.4±0.1	39.5±0.1	38.2±0.1	43.7±0.1
GraphSAGE	34.6±0.1	41.1±0.2	37.6±0.1	41.7±0.1	64.4±0.3	62.3±0.2	67.8±0.4	18.7±0.4	34.8±0.8	24.3±0.5	25.3±0.6	39.6±0.7	38.2±0.6	43.6±0.9
GAT	37.0±0.1	43.9±0.1	40.1±0.1	44.2±0.1	67.3±0.5	65.0±0.2	70.3±0.1	20.9±0.3	38.4±0.6	27.1±0.3	28.2±0.3	45.8±0.5	44.3±0.7	49.8±0.4

the LCR would be largely affected by the BM25 case-case edges. For w/o DegReg, the performance is worse than CaseLink, which proves that using degree regularisation can effectively reduce useless connection of candidates in the case pool.

## 6.4 Effectiveness of Graph Learning (RQ3)

**6.4.1 Different Case Feature Initialisation Strategies.** To explore the impact of different initialisation strategies to CaseLink, the experiment uses two different types of node initialisation from PromptCase and CaseGNN. The one-stage result are shown in Table 4 and evaluated on all metrics for both datasets. According to the results, it is obvious that CaseLink can improve the performance on both PromptCase and CaseGNN, which indicates the effectiveness of graph learning based on case connectivity relationships and degree regularisation for LCR performance.

**6.4.2 Different Case-Case Edge Selections.** To evaluate the impact of different case-case edge selections, this experiment of choose to use CaseGNN embedding to generate the case-case edges and compare the performance with the original BM25-based edges. As shown in Table 5, the performance of BM25-Edge is better than

CaseGNN-Edge, which maybe because using BM25 similarity score to select the edges can provide a different type of information from statistical-based similarity to the CaseLink, while CaseGNN can only provide the similarity information from the case embedding, which is already included as the node input features by CaseLink.

**6.4.3 Different GNN Layers.** In this experiment, different choices of GNN layers are evaluated by replacing the default GAT with GCN [19] and GraphSAGE [14]. All experiments are conducted on both datasets and evaluated on all metrics in one-stage setting as shown in Table 6. According to the results, GAT achieves the highest performance among other two widely used GNN models, GCN and GraphSAGE. This phenomenon is aligned with the performance gap on other general graph learning tasks for the different graph learning ability among GAT, GCN and GraphSAGE.

## 6.5 Parameter Sensitivity (RQ4)

In this experiment, the DegReg coefficient  $\lambda$  in Equation (12), the number  $K$  of TopK in Equation (3) and the number  $k$  of GNN layers are studied for the parameter sensitivity of CaseLink.



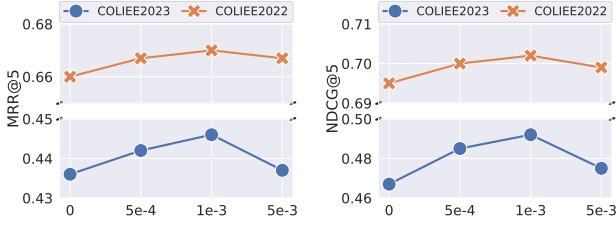


Figure 4: Parameter sensitivity of  $\lambda$  in Equation (12).

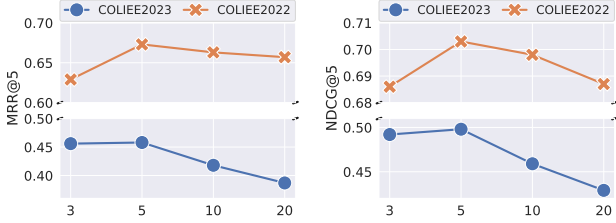


Figure 5: Parameter sensitivity of TopK BM25 neighbours in case-case edge construction from Equation (3).

**6.5.1 DegReg Coefficient  $\lambda$ .** As shown in Figure 4,  $\lambda$  is chosen from  $\{0, 5e-4, 1e-3, 5e-3\}$ .  $\lambda$  set to  $1e-3$  achieves the best performance on both datasets. When  $\lambda$  is too small, the training loss of DegRes is decreased and the training signal for candidates is not enough, which results in a worse performance. On the contrary, when  $\lambda$  is too large, the overall loss of CaseLink is paying too much attention to the DegReg loss while ignoring the contrastive loss for training query, which will lead to insufficient training of the LCR task.

**6.5.2 TopK BM25 Neighbours in Case-Case Edge.** According to Figure 5, the choice of number of TopK neighbour cases are from  $\{3, 5, 10, 20\}$ . The TopK neighbour cases are sampled from the ranking list of BM25 similarity score. Different TopK neighbour cases numbers in Equation (3) have different impacts to the generated CGC. As shown in Figure 5, when the number of neighbours is increased, the performance is getting worse, which maybe because the average number of ground truth label in both datasets are closer to 5 as shown in Table 1. During training, nodes in GCG with a similar neighbour number to ground truth label number can make the graph learning for LCR easier and quicker. What’s more, using similar number of neighbours for constructing GCG can get more case connectivity relationships for the similar node numbers and edges numbers to the ground truth label graph. While the number of neighbours is too small such as 3, the performance also becomes worse because of the lacking enough nodes information and case connectivity information within the graph.

**6.5.3 GNN layer numbers.** In Figure 6, the number of GNN layers are chosen from  $\{1, 2, 3\}$ . The 2-layer GNN model is the best on COLIEE2023 while on COLIEE2022, the 1-layer and 2-layer models are better than 3-layer. This phenomenon shows that different datasets have different sensitivities on GNN layer number.

## 6.6 Case Study

This case study provides two examples of how the graph learning helps with CaseLink to conduct effective LCR in Figure 7 and 8.

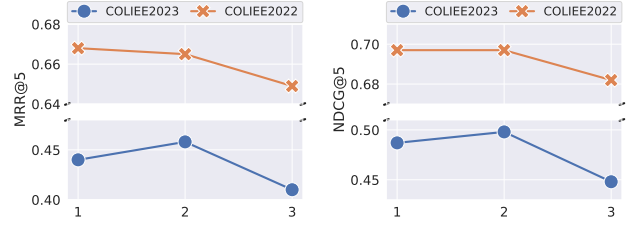


Figure 6: Parameter sensitivity of GNN layer number.

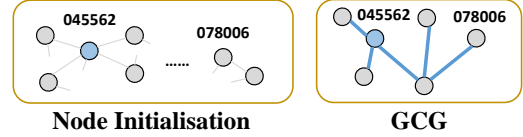


Figure 7: CaseLink using high-order case-case edge to correctly retrieve candidate ‘078006’ for query ‘045562’.

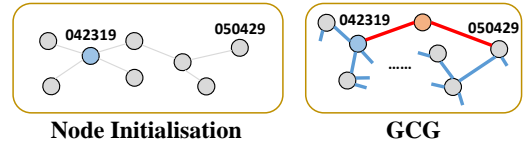


Figure 8: CaseLink using high-order case-charge edge to correctly retrieve candidate ‘050429’ for query ‘042319’.

The blue node is the query case and grey nodes are candidate cases. Light grey edges are only used to indicate similarity of input node features, which is not used in CaseLink. Blue edges and red edges are from GCG, which are used in CaseLink.

In Figure 7, the query case ‘045562’ and the ground truth candidate case ‘078006’ are faraway in the node feature space. The case-case edges based on BM25 scores in GCG bring these two nodes into a two-hop neighbourhood. CaseLink successfully utilise this intrinsic connectivity to make the correct prediction.

In Figure 8, the query case ‘042319’ and the ground truth candidate case ‘050429’ are in three-hop neighbourhood, not close enough to make the correct prediction directly using node features. This is also reflected by that there is no close connection with case-case edges. However, these two cases are both connected to a charge node by case-charge edges, which makes these two cases within two-hop neighbour in GCG. CaseLink successfully utilise this intrinsic connectivity to make the correct prediction.

## 7 CONCLUSION

This paper focuses on leveraging the case intrinsic connectivity in legal case retrieval. To achieve this goal, a CaseLink model is proposed, consisting of a Global Case Graph construction module to provide connections between cases and charges, and a degree regularisation to provide training signals for candidate cases. Extensive experiments conducted on two benchmark datasets verify the state-of-the-art performance and the effectiveness of CaseLink.

## 8 ACKNOWLEDGEMENTS

This work is supported by Australian Research Council CE200100025, FT210100624, DP230101196, DP230101753, DP240101108.

## REFERENCES

- [1] Amin Abolghasemi, Suzan Verberne, and Leif Azzopardi. 2022. Improving BERT-based Query-by-Document Retrieval with Multi-task Optimization. In *ECIR*.
- [2] Sophia Althammer, Arian Askari, Suzan Verberne, and Allan Hanbury. 2021. DoSSIER@COLIEE 2021: Leveraging dense retrieval and summarization-based re-ranking for case law retrieval. *CoRR abs/2108.03937* (2021).
- [3] Arian Askari, Amin Abolghasemi, Gabriella Pasi, Wessel Kraaij, and Suzan Verberne. 2023. Injecting the BM25 Score as Text Improves BERT-Based Re-rankers. In *ECIR*.
- [4] Arian Askari, Georgios Peikos, Gabriella Pasi, and Suzan Verberne. 2022. LeBi@COLIEE 2022: Aggregating Tuned Lexical Models with a Cluster-driven BERT-based Model for Case Law Retrieval. *CoRR abs/2205.13351* (2022).
- [5] Arian Askari and Suzan Verberne. 2021. Combining Lexical and Neural Retrieval with Longformer-based Summarization for Effective Case Law Retrieval. In *DESIRE (CEUR)*.
- [6] Arian Askari, Suzan Verberne, Amin Abolghasemi, Wessel Kraaij, and Gabriella Pasi. 2023. Retrieval for Extremely Long Queries and Documents with RPRS: a Highly Efficient and Effective Transformer-based Re-Ranker. *CoRR abs/2303.01200* (2023).
- [7] Ilias Chalkidis, Manos Fergadiotis, Prodromos Malakasiotis, Nikolaos Aletras, and Ion Androutsopoulos. 2020. LEGAL-BERT: The Muppets straight out of Law School. *CoRR abs/2010.02559* (2020).
- [8] Ilias Chalkidis and Dimitrios Kamps. 2019. Deep learning in law: early adaptation and legal word embeddings trained on large corpora. *Artif. Intell. Law* 27, 2 (2019), 171–198.
- [9] Hejie Cui, Jiaying Lu, Yao Ge, and Carl Yang. 2022. How Can Graph Neural Networks Help Document Retrieval: A Case Study on CORD19 with Concept Map Generation. In *ECIR*.
- [10] Jacob Devlin, Ming-Wei Chang, Kenton Lee, and Kristina Toutanova. 2019. BERT: Pre-training of Deep Bidirectional Transformers for Language Understanding. In *NAACL-HLT*.
- [11] Xinyi Gao, Tong Chen, Yilong Zang, Wentao Zhang, Quoc Viet Hung Nguyen, Kai Zheng, and Hongzhi Yin. 2024. Graph Condensation for Inductive Node Representation Learning. In *ICDE*.
- [12] Randy Goebel, Yoshinobu Kano, Mi-Young Kim, Maria Navas Loro, Nguyen Le Minh, Juliano Rabelo, Julien Rossi, Ken Satoh, Jaromir Savelka, Yunqiu Shao, Akira Shimazu, Satoshi Tojo, Vu Tran, Josef Valvoda, Hannes Westermann, Hiroaki Yamada, Masaharu Yoshioka, and Sabine Wehnert. 2022. Competition on Legal Information Extraction/Entailment (COLIEE).
- [13] Randy Goebel, Yoshinobu Kano, Mi-Young Kim, Maria Navas Loro, Nguyen Le Minh, Juliano Rabelo, Julien Rossi, Ken Satoh, Jaromir Savelka, Yunqiu Shao, Akira Shimazu, Satoshi Tojo, Vu Tran, Josef Valvoda, Hannes Westermann, Hiroaki Yamada, Masaharu Yoshioka, and Sabine Wehnert. 2023. Competition on Legal Information Extraction/Entailment (COLIEE).
- [14] William L. Hamilton, Zitao Ying, and Jure Leskovec. 2017. Inductive Representation Learning on Large Graphs. In *NeurIPS*.
- [15] B. HARRIS. 2002. Final appellate courts overruling their own “wrong” precedents: the ongoing search for principle. *LAW QUARTERLY REVIEW* 118, 7 (2002), 408–427.
- [16] Nguyen Quoc Viet Hung, Chi Thang Duong, Thanh Tam Nguyen, Matthias Weidlich, Karl Aberer, Hongzhi Yin, and Xiaofang Zhou. 2017. Argument discovery via crowdsourcing. *VLDB J.* (2017).
- [17] Karen Spärck Jones. 2004. A statistical interpretation of term specificity and its application in retrieval. *J. Documentation* 60, 5 (2004), 493–502.
- [18] Diederik P. Kingma and Jimmy Ba. 2015. Adam: A Method for Stochastic Optimization. In *ICLR*.
- [19] Thomas N. Kipf and Max Welling. 2017. Semi-Supervised Classification with Graph Convolutional Networks. In *ICLR*.
- [20] Haitao Li, Qingyao Ai, Jia Chen, Qian Dong, Yueyue Wu, Yiqun Liu, Chong Chen, and Qi Tian. 2023. SAILER: Structure-aware Pre-trained Language Model for Legal Case Retrieval. *CoRR abs/2304.11370* (2023).
- [21] Xiangsheng Li, Maarten de Rijke, Yiqun Liu, Jiaxin Mao, Weizhi Ma, Min Zhang, and Shaoping Ma. 2020. Learning Better Representations for Neural Information Retrieval with Graph Information. In *CIKM*.
- [22] Bulou Liu, Yiran Hu, Yueyue Wu, Yiqun Liu, Fan Zhang, Chenliang Li, Min Zhang, Shaoping Ma, and Weixing Shen. 2023. Investigating Conversational Agent Action in Legal Case Retrieval. In *ECIR*.
- [23] Bulou Liu, Yueyue Wu, Fan Zhang, Yiqun Liu, Zhihong Wang, Chenliang Li, Min Zhang, and Shaoping Ma. 2022. Query Generation and Buffer Mechanism: Towards a better conversational agent for legal case retrieval. *Inf. Process. Manag.* (2022).
- [24] Yilun Liu, Ruihong Qiu, and Zi Huang. 2023. CaT: Balanced Continual Graph Learning with Graph Condensation. In *ICDM*.
- [25] Yilun Liu, Ruihong Qiu, Yanran Tang, Hongzhi Yin, and Zi Huang. 2023. PUMA: Efficient Continual Graph Learning with Graph Condensation. *CoRR abs/2312.14439* (2023).
- [26] Yixiao Ma, Qingyao Ai, Yueyue Wu, Yunqiu Shao, Yiqun Liu, Min Zhang, and Shaoping Ma. 2022. Incorporating Retrieval Information into the Truncation of Ranking Lists for Better Legal Search. In *SIGIR*.
- [27] Yixiao Ma, Yunqiu Shao, Yueyue Wu, Yiqun Liu, Ruizhe Zhang, Min Zhang, and Shaoping Ma. 2021. LeCaRD: A Legal Case Retrieval Dataset for Chinese Law System. In *SIGIR*.
- [28] Yixiao Ma, Yueyue Wu, Qingyao Ai, Yiqun Liu, Yunqiu Shao, Min Zhang, and Shaoping Ma. 2023. Incorporating Structural Information into Legal Case Retrieval. *ACM Trans. Inf. Syst.* (2023).
- [29] Yixiao Ma, Yueyue Wu, Weihang Su, Qingyao Ai, and Yiqun Liu. 2023. CaseEncoder: A Knowledge-enhanced Pre-trained Model for Legal Case Encoding. In *EMNLP*.
- [30] Rodrigo Nogueira, Zhiying Jiang, Ronak Pradeep, and Jimmy Lin. 2020. Document Ranking with a Pretrained Sequence-to-Sequence Model. In *EMNLP*.
- [31] Jay M. Ponte and W. Bruce Croft. 2017. A Language Modeling Approach to Information Retrieval. *SIGIR* (2017).
- [32] Weicong Qin, Zelin Cao, Weijie Yu, Zihua Si, Sirui Chen, and Jun Xu. 2023. Incorporating Judgment Prediction into Legal Case Retrieval via Law-aware Generative Retrieval. *CoRR abs/2312.09591* (2023).
- [33] Ruihong Qiu, Zi Huang, Tong Chen, and Hongzhi Yin. 2022. Exploiting Positional Information for Session-Based Recommendation. *ACM Trans. Inf. Syst.* 40, 2 (2022), 35:1–35:24.
- [34] Ruihong Qiu, Zi Huang, Jingjing Li, and Hongzhi Yin. 2020. Exploiting Cross-session Information for Session-based Recommendation with Graph Neural Networks. *ACM Trans. Inf. Syst.* (2020).
- [35] Ruihong Qiu, Jingjing Li, Zi Huang, and Hongzhi Yin. 2019. Rethinking the Item Order in Session-based Recommendation with Graph Neural Networks. In *CIKM*.
- [36] Ruihong Qiu, Hongzhi Yin, Zi Huang, and Tong Chen. 2020. GAG: Global Attributed Graph Neural Network for Streaming Session-based Recommendation. In *SIGIR*.
- [37] Liang Qu, Huaisheng Zhu, Ruiqi Zheng, Yuhui Shi, and Hongzhi Yin. 2021. ImGAGN: Imbalanced Network Embedding via Generative Adversarial Graph Networks. In *SIGKDD*.
- [38] Juliano Rabelo, Mi-Young Kim, and Randy Goebel. 2022. Semantic-Based Classification of Relevant Case Law. In *JURISIN*.
- [39] Rahul Ragesh, Sundararajan Sellamanickam, Arun Iyer, Ramakrishna Bairi, and Vijay Lingam. 2021. HeteGCN: Heterogeneous Graph Convolutional Networks for Text Classification. In *WSDM*.
- [40] Stephen E. Robertson and Steve Walker. 1994. Some Simple Effective Approximations to the 2-Poisson Model for Probabilistic Weighted Retrieval. In *SIGIR*.
- [41] Yunqiu Shao, Jiaxin Mao, Yiqun Liu, Weizhi Ma, Ken Satoh, Min Zhang, and Shaoping Ma. 2020. BERT-PLI: Modeling Paragraph-Level Interactions for Legal Case Retrieval. In *IJCAI*.
- [42] Nitish Srivastava, Geoffrey E. Hinton, Alex Krizhevsky, Ilya Sutskever, and Ruslan Salakhutdinov. 2014. Dropout: a simple way to prevent neural networks from overfitting. *J. Mach. Learn. Res.* (2014).
- [43] Zhongxiang Sun, Jun Xu, Xiao Zhang, Zhenhua Dong, and Ji-Rong Wen. 2022. Law Article-Enhanced Legal Case Matching: a Model-Agnostic Causal Learning Approach. *CoRR abs/2210.11012* (2022).
- [44] Zhenchao Sun, Hongzhi Yin, Hongxu Chen, Tong Chen, Lizhen Cui, and Fan Yang. 2021. Disease Prediction via Graph Neural Networks. *IEEE J. Biomed. Health Informatics* (2021).
- [45] Yanran Tang, Ruihong Qiu, and Xue Li. 2023. Prompt-based Effective Input Reformulation for Legal Case Retrieval. *CoRR abs/2309.02962* (2023).
- [46] Yanran Tang, Ruihong Qiu, Yilun Liu, Xue Li, and Zi Huang. 2024. CaseGNN: Graph Neural Networks for Legal Case Retrieval with Text-Attributed Graphs. In *ECIR*.
- [47] Vu D. Tran, Minh Le Nguyen, and Ken Satoh. 2019. Building Legal Case Retrieval Systems with Lexical Matching and Summarization using A Pre-Trained Phrase Scoring Model. In *ICAL*.
- [48] Aäron van den Oord, Yazhe Li, and Oriol Vinyals. 2018. Representation Learning with Contrastive Predictive Coding. *CoRR abs/1807.03748* (2018).
- [49] Petar Velickovic, Guillem Cucurull, Arantxa Casanova, Adriana Romero, Pietro Liò, and Yoshua Bengio. 2018. Graph Attention Networks. In *ICLR*.
- [50] Thi-Hai-Yen Vuong, Hai-Long Nguyen, Tan-Minh Nguyen, Hoang-Trung Nguyen, Thai-Binh Nguyen, and Ha-Thanh Nguyen. 2023. NOWJ at COLIEE 2023 - Multi-Task and Ensemble Approaches in Legal Information Processing. *CoRR abs/2306.04903* (2023).
- [51] Kunze Wang, Soyeon Caren Han, and Josiah Poon. 2022. InducT-GCN: Inductive Graph Convolutional Networks for Text Classification. In *ICPR*.
- [52] Xiang Wang, Xiangnan He, Meng Wang, Fuli Feng, and Tat-Seng Chua. 2019. Neural Graph Collaborative Filtering. In *SIGIR*.
- [53] Zhaowei Wang. 2022. Legal Element-oriented Modeling with Multi-view Contrastive Learning for Legal Case Retrieval. In *IJCNN*.
- [54] Chaojun Xiao, Xueyu Hu, Zhiyuan Liu, Cunchao Tu, and Maosong Sun. 2021. Lawformer: A pre-trained language model for Chinese legal long documents. *AI Open* 2 (2021), 79–84.

- [55] Jun Yang, Weizhi Ma, Min Zhang, Xin Zhou, Yiqun Liu, and Shaoping Ma. 2022. LegalGNN: Legal Information Enhanced Graph Neural Network for Recommendation. *ACM Trans. Inf. Syst.* (2022).
- [56] Feng Yao, Chaojun Xiao, Xiaozhi Wang, Zhiyuan Liu, Lei Hou, Cunchao Tu, Juanzi Li, Yun Liu, Weixing Shen, and Maosong Sun. 2022. LEVEN: A Large-Scale Chinese Legal Event Detection Dataset. In *ACL*.
- [57] Liang Yao, Chengsheng Mao, and Yuan Luo. 2019. Graph Convolutional Networks for Text Classification. In *AAAI*.
- [58] Weijie Yu, Zhongxiang Sun, Jun Xu, Zhenhua Dong, Xu Chen, Hongteng Xu, and Ji-Rong Wen. 2022. Explainable Legal Case Matching via Inverse Optimal Transport-based Rationale Extraction. In *SIGIR*.
- [59] Han Zhang, Zhicheng Dou, Yutao Zhu, and Ji-Rong Wen. 2023. Contrastive Learning for Legal Judgment Prediction. *ACM Trans. Inf. Syst.* 41, 4 (2023), 25.
- [60] Junwei Zhang, Min Gao, Junliang Yu, Lei Guo, Jundong Li, and Hongzhi Yin. 2021. Double-Scale Self-Supervised Hypergraph Learning for Group Recommendation. In *CIKM*.
- [61] Kun Zhang, Chong Chen, Yuanzhuo Wang, Qi Tian, and Long Bai. 2023. CFGL-LCR: A Counterfactual Graph Learning Framework for Legal Case Retrieval. In *SIGKDD*.
- [62] Shichang Zhang, Yozen Liu, Yizhou Sun, and Neil Shah. 2022. Graph-less Neural Networks: Teaching Old MLPs New Tricks Via Distillation. In *ICLR*.
- [63] Haoxi Zhong, Yuzhong Wang, Cunchao Tu, Tianyang Zhang, Zhiyuan Liu, and Maosong Sun. 2020. Iteratively Questioning and Answering for Interpretable Legal Judgment Prediction. In *AAAI*.
- [64] Youchao Zhou, Heyan Huang, and Zhijing Wu. 2023. Boosting legal case retrieval by query content selection with large language models. In *SIGIR-AP*.