

Exploiting Semantic Reconstruction to Mitigate Hallucinations in Vision-Language Models

Minchan Kim^{1†}, Minyeong Kim^{1†}, Junik Bae^{1†}, Suhwan Choi¹,
Sungkyung Kim¹, and Buru Chang^{2*}

¹ Seoul National University

² Sogang University

{kjjk0502, kmy17518, heatz123, milkclouds, sk0428}@snu.ac.kr
buru@sogang.ac.kr

Abstract. Hallucinations in vision-language models pose a significant challenge to their reliability, particularly in the generation of long captions. Current methods fall short of accurately identifying and mitigating these hallucinations. To address this issue, we introduce ESREAL, a novel unsupervised learning framework designed to suppress the generation of hallucinations through accurate localization and penalization of hallucinated tokens. Initially, ESREAL creates a reconstructed image based on the generated caption and aligns its corresponding regions with those of the original image. This semantic reconstruction aids in identifying both the presence and type of token-level hallucinations within the generated caption. Subsequently, ESREAL computes token-level hallucination scores by assessing the semantic similarity of aligned regions based on the type of hallucination. Finally, ESREAL employs a proximal policy optimization algorithm, where it selectively penalizes hallucinated tokens according to their token-level hallucination scores. Our framework notably reduces hallucinations in LLaVA, InstructBLIP, and mPLUG-Owl2 by 32.81%, 27.08%, and 7.46% on the CHAIR metric. This improvement is achieved solely through signals derived from the image itself, without the need for any image-text pairs.

1 Introduction

The evolution of Vision-Language Models (VLMs) [14, 43] represents a substantial leap forward. By integrating Large Language Models (LLMs) [3] as core components, modern VLMs [4, 19] are capable of handling diverse multimodal tasks such as Visual Question Answering (VQA) and image captioning. Despite these advancements, VLMs still suffer from the notorious *hallucination* problem. Hallucination refers to the phenomenon where the VLM generates captions that are either incorrect or inconsistent with the given image and prompt. Hallucinations greatly undermine the reliability of VLMs, particularly in real-world implementations where accuracy is paramount [8, 9].

[†] Equal contribution.

* Corresponding author.

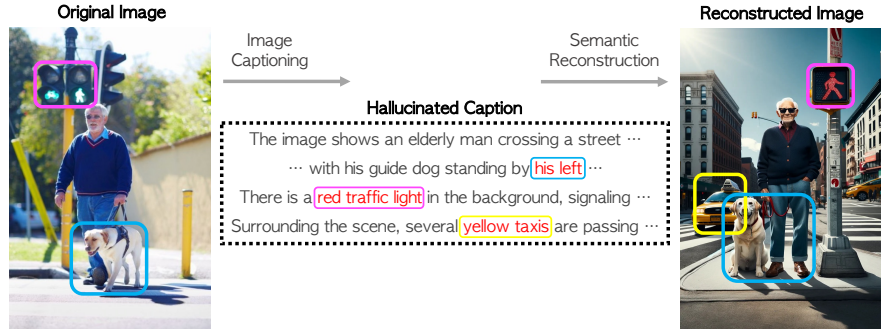


Fig. 1: Motivation of our study. Hallucinated tokens within the caption lead to semantic misalignment between the original and reconstructed images. By comparing the disparities among corresponding regions in the images, we can effectively identify and localize the hallucinated tokens within the caption.

Recent works have proposed training methods for VLMs to mitigate the hallucination problem. A prominent strategy involves the use of additional datasets designed to combat hallucinations, which are created by GPT models [18] or annotated by humans [6, 32]. Current data-driven approaches detect hallucinations at the sentence or paragraph levels, overlooking detailed aspects such as specific locations and types of hallucinations. Despite the potential benefits of these fine-grained details for understanding and mitigating hallucinations, annotating data at this level is expensive.

Therefore, we introduce ESREAL³, a fully unsupervised learning framework designed to mitigate hallucinations in VLMs, especially in generating long captions. ESREAL exploits the token-level location and type of hallucinations without the need for annotated data. To make this feasible, ESREAL incorporates a reference-free hallucination detection pipeline utilizing *semantic reconstruction*. Our hallucination detection pipeline begins by semantically reconstructing the original image from the generated caption with a text-to-image model. As shown in Figure 1, semantic misalignment between the two images emerges due to the precise reflection of hallucinated tokens in the reconstructed image. Hence, our detection pipeline identifies regions of semantic misalignment and calculates scores for the corresponding hallucinated tokens by comparing these regions according to the hallucination type.

Subsequently, ESREAL leverages the scores produced by the hallucination detection pipeline as token-level penalties with a fine-grained Proximal Policy Optimization (PPO) [31] approach. By selectively penalizing the hallucinated tokens, ESREAL can successfully suppress the generation of hallucinatory content. We conduct experiments to evaluate ESREAL on three open-source VLMs. Our proposed framework achieves a 32.81%, 27.08%, 7.46% improvement in the CHAIR metric over LLaVA [20], InstructBLIP [4], and mPLUG-Owl2 [40],

³ The abbreviation of Exploiting Semantic REconstruction to mitigate hALLucinations

respectively. Additionally, ESREAL consistently enhances the performance of VLMs on more comprehensive model-based evaluation methods such as FaithScore [11] and GPT-4V-aided evaluation [42].

Contributions. Our contributions are threefold. First, we propose ESREAL, a fully unsupervised hallucination mitigation framework. Our approach is scalable, eliminating the need for annotated data during training. Second, we craft a hallucination detection pipeline, which facilitates token-level identification of hallucinations in generated captions in a reference-free manner via semantic reconstruction. Finally, we show that ESREAL can be applied across a variety of VLMs to effectively mitigate hallucinations.

2 Related Work

2.1 Vision-Language Models

The advent of LLMs [2, 33] propelled the development of VLMs, integrating LLMs within a multimodal framework. These models commonly incorporate a visual encoder, a modality connection module, and a LLM. The visual encoder produces an abstraction of the visual input data, which is then bridged with the linguistic domain by the modality connection module. Subsequently, the LLM performs causal sequence generation conditioned on the visual input and prompt. Modern VLMs are characterized by the architecture of the modality connection module. LLaVA [19] adopts a simple linear layer while InstructBLIP [4] inherits the Querying Transformer of BLIP-2 [13] to align the visual inputs with the LLM. mPLUG-Owl2 [40] introduces a modality-adaptive module that preserves modality-specific features while integrating visual and language features.

2.2 Hallucination Mitigation in VLMs

Recent studies have attempted to mitigate hallucinations with a data-driven approach. One major trend is generating hallucination data with GPT-4 [1] and fine-tuning VLMs to distinguish between accurate and hallucinated responses. GAVIE [18] introduces the LRV dataset, incorporating negative prompts designed to elicit “no” responses from VLMs when hallucinations are detected. HACL [10] applies contrastive learning techniques with augmented data to combat hallucinations. Utilizing human-annotated data for training reward models and applying reinforcement learning techniques to VLMs represents another emerging trend. MMHal-Bench [32] ranks VLM responses based on the level of hallucination, adapting the reinforcement learning from human feedback [24] to the vision-language domain. MHalDetect employs direct preference optimization [27] with a sentence-level hallucination detection model as its reward mechanism.

In this paper, our aim is to conduct a thorough investigation into the token-level location and types of hallucinations. The substantial costs associated with annotating such detailed information present a notable challenge for previous

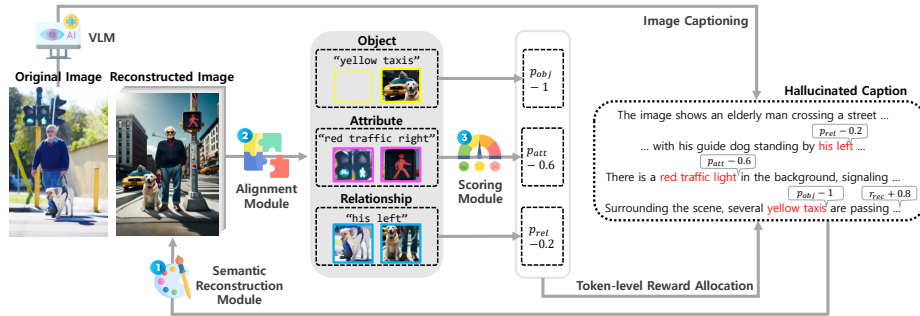


Fig. 2: Overview of ESREAL. The semantic reconstruction module, alignment module, and scoring module form a reference-free hallucination detection pipeline. Penalties produced by the detection pipeline for object, attribute, and relationship hallucinations are denoted as p_{obj} , p_{attr} , p_{rel} , respectively. Penalties are allocated to the corresponding hallucinated tokens, with a holistic reconstruction reward r_{rec} allocated at the end of the caption.

data-driven methodologies. Therefore, we introduce a novel unsupervised framework, ESREAL. Our framework directs models to mitigate hallucinations by imposing specific penalties on identified hallucinated tokens, without requiring additional data.

2.3 Hallucination Evaluation in VLMs

Several studies aim to evaluate the performance of VLMs in terms of hallucination. Some approaches assess a VLM’s capability to recognize hallucinations through a separate VQA benchmark. Techniques such as POPE [15] and NOPE [23] are designed to evaluate a model’s proficiency in discriminating non-existent objects. Other approaches aim to quantify hallucinations within a model’s response. CHAIR [28] measures the frequency of non-existent objects in generated responses by comparing objects extracted from them with ground-truth objects. FaithScore [11] breaks down the generated response into atomic facts via powerful LLMs [1] and applies a visual entailment model to judge whether these atomic facts are supported by the visual content.

3 Method

3.1 Overview of ESREAL

In this section, we introduce ESREAL, an unsupervised learning framework designed to mitigate hallucinations in long captions. ESREAL stems from the idea that providing fine-grained negative feedback on hallucinated tokens can deter their generation without impairing the generative abilities of VLMs. To this end, we develop a reference-free hallucination detection pipeline to pinpoint hallucinated tokens in the generated captions. This mechanism is then employed as

the reward model in a fine-grained PPO algorithm [39]. Figure 2 provides an overview of our framework.

3.2 Reference-free Hallucination Detection Pipeline

The hallucination detection pipeline is responsible for locating hallucinated tokens and producing appropriate scores for distinct types of hallucinations. Following prior works [35, 36], we classify hallucinations into three types: *non-existent objects*, *unfaithful object attributes*, and *inaccurate relationships*. Our hallucination detection pipeline addresses all three types of hallucinations.

As depicted in Figure 2, ESREAL’s hallucination detection pipeline consists of three modules: the semantic reconstruction module, the alignment module, and the scoring module. The semantic reconstruction module reconstructs the input image based on the generated caption. The alignment module aligns object tokens in the generated caption with corresponding regions in both the input image and the reconstructed one. Lastly, the scoring module produces scores for each hallucinated token, mainly by calculating the semantic similarity between the aligned regions. We elaborate on each of the components below.

Semantic Reconstruction Module The semantic reconstruction module utilizes a text-to-image model to reconstruct images from captions generated by the VLM. Specifically, we employ SDXL Turbo [30], an enhanced version of Stable Diffusion [29] known for better prompt compliance and increased processing speed. The goal is to generate an image that faithfully reflects the provided caption. Given the inherent stochastic nature of diffusion models, the image is reconstructed four times to reduce the variance of the performance within our detection pipeline.

Alignment Module The alignment module, following image reconstruction, aligns specific regions between the original and reconstructed images, leveraging object tokens from the generated caption as anchors. This is achieved using Grounding DINO [21], a proficient open object detection model capable of matching text phrases to relevant image regions. The procedure involves two steps. First, Grounding DINO aligns phrases from the generated caption with corresponding areas in the reconstructed image. Second, it uses these aligned phrases as textual input to locate matching regions in the original image. This approach enables a phrase-based comparison between the original and reconstructed images.

Scoring Module The scoring module evaluates the aligned regions to detect and calculate penalties for hallucinated tokens based on their specific hallucination type. We implement distinct scoring mechanisms for each type of hallucination:

Non-existent Objects. This aspect examines whether objects in the generated caption are absent in the original image. The alignment module’s outcome uncovers these non-existent objects. Object phrases that are aligned in the reconstructed image, yet fail to find a corresponding image in the input image, signify hallucinated objects. Formally, we define a non-existent object hallucination penalty for a token τ as

$$p_{\text{obj}}(\tau) = \begin{cases} -1 & \text{if condition } C \text{ is met,} \\ 0 & \text{otherwise.} \end{cases}$$

where C indicates that the token τ is aligned in the reconstructed image I_{rec} but fails to be aligned in the original image I_{org} .

Unfaithful Object Attributes. In an image, an object region, typically represented as a bounding box, can encapsulate all the information about an object’s attributes. Thus, if an object region in the original image greatly differs from that in the reconstructed image, it suggests that the caption accurately depicts certain attributes of the object. For each alignment, consisting of a phrase - input image region - reconstructed image region triplet, we compute the semantic similarity between the matched regions. We employ CLIP (ViT-L-14 trained on DataComp-1B) [26] to compute semantic similarity scores.

Formally, an unfaithful object attribute penalty for a token τ is defined as

$$p_{\text{att}}(\tau) = \frac{\text{sim}(I_{\text{org}}(\tau), I_{\text{rec}}(\tau)) - 1}{2},$$

where $I_{\text{org}}(\tau)$ and $I_{\text{rec}}(\tau)$ denotes the regions aligned to the token τ in the original and reconstructed image, respectively.

Inaccurate Relationships. Inaccurate relationships refer to erroneous spatial positions and interactions among objects. We focus specifically on the inaccurate spatial relationships between objects. To evaluate inaccurate spatial relationships in generated captions, we quantify the similarity in orientation between vectors associated with pairs of objects from the original and reconstructed image. First, we pair object tokens (τ_1, τ_2) that belong to the same sentence and are linked by a positional token (e.g., left or right). Then, we construct two vectors $\mathbf{v}_{\text{org}}, \mathbf{v}_{\text{rec}}$ by connecting the center points of the regions corresponding to these paired tokens (τ_1, τ_2) in the original image $I_{\text{org}}(\tau_1), I_{\text{org}}(\tau_2)$ and the reconstructed image $I_{\text{rec}}(\tau_1), I_{\text{rec}}(\tau_2)$, respectively. Lastly, we calculate the cosine similarity between these vectors as a reflection of how closely two vectors are oriented to each other. The degree of similarity in the description of spatial relationships between τ_1 , and τ_2 is inferred from the vector orientation. Formally, we define an inaccurate relationship penalty for the positional token τ_{pos} as

$$p_{\text{rel}}(\tau_{\text{pos}}) = \frac{\cos(\mathbf{v}_{\text{org}}(\tau_1, \tau_2), \mathbf{v}_{\text{rec}}(\tau_1, \tau_2)) - 1}{2},$$

where $\mathbf{v}_{\text{org}(\tau_1, \tau_2)}$, $\mathbf{v}_{\text{rec}(\tau_1, \tau_2)}$ are the vectors constructed from regions aligned to tokens τ_1, τ_2 in the original and reconstructed image. Instead of associating this score with the object token pairs τ_1, τ_2 , it is attributed to the positional token τ_{pos} present in the same sentence.

3.3 Fine-grained PPO

Proximal Policy Optimization PPO [31] is a reinforcement learning method that optimizes a policy model with a reward model while preventing destructive large policy updates. PPO has proven to be effective for sequence generation tasks by previous works [24, 32]. ESREAL also adopts PPO as the backbone of its training strategy. Within our framework, the policy P_θ , initialized with a pre-trained VLM, produces an action a_t corresponding to a token generated at timestep t . The state s_t , which serves as the input to the policy, consists of both the sequence of prompt tokens x_1, \dots, x_l and the series of previously selected actions or tokens a_0, \dots, a_{t-1} . An episode terminates at timestep T either when T surpasses T_{max} or upon the generation of an end-of-sequence token.

Fine-grained Reward Traditionally, PPO implementations have favored a holistic reward approach, assigning a single scalar reward at the end of the sequence. Contrary to this approach, we take advantage of employing a fine-grained reward system [39], which distributes rewards more densely throughout the sequence generation process. We extend the sentence-level reward system of [39] to allocate penalties to individual tokens associated with hallucinations.

By leveraging the hallucination detection pipeline as the token-level reward model, we seamlessly integrate our detection mechanism into the fine-grained PPO of ESREAL. Our hallucination detection pipeline is designed to pinpoint tokens associated with non-existent objects, unfaithful object attributes, and inaccurate relationships, and calculate type-specific penalties for each hallucinated token. The penalties act as fine-grained rewards in ESREAL. This strategy enhances the granularity of reward distribution, directly targeting the tokens responsible for hallucinations. The superiority of our fine-grained reward strategy over the holistic reward approach is further validated in Table 5.

In addition to the fine-grained penalties $p_{\text{obj}}(\tau)$, $p_{\text{att}}(\tau)$, and $p_{\text{rel}}(\tau)$, we incorporate a holistic reconstruction reward r_{rec} at the final timestep T . This reward represents the semantic similarity between the entire original and reconstructed images. The semantic similarity is computed via CLIP aforementioned in 3.2. Formally, the holistic reconstruction reward r_{rec} is defined as:

$$r_{\text{rec}} = \frac{\text{sim}(I_{\text{org}}, I_{\text{rec}}) + 1}{2}.$$

This holistic reward serves a dual purpose. Primarily, it functions as a regularization mechanism to prevent potential exploitation of the reward system through the omission of object and positional tokens in the generated captions. Also, it

captures the interactions among objects, a dimension of relationship hallucinations not explicitly addressed by the fine-grained penalties.

Furthermore, we adopt an approximate KL divergence penalty to explicitly penalize divergence from the original policy, as suggested by previous studies [44].

Given the fine-grained hallucination penalties, the holistic reconstruction reward, and the KL divergence penalty, we define the reward r_t for each generated token a_t as follows:

$$r_t = \alpha \cdot (p_{\text{obj}}(a_t) + p_{\text{att}}(a_t) + p_{\text{rel}}(a_t)) + (1 - \alpha) \cdot r_{(\text{rec}, t=\text{T})} - \beta \log \frac{P_{\theta}(a_t|s_t)}{P_{\text{ref}}(a_t|s_t)}, \quad (1)$$

where α denotes the hyperparameter balancing detailed reconstruction and hallucination mitigation, while β represents the weighting factor for the KL divergence penalty.

4 Experiments

4.1 Experimental Setup

Dataset. Since VLMs exhibit more severe hallucinations with longer sequences [37], we conduct experiments on the image paragraph captioning task. Image paragraph captioning is a vision-language task that requires the generation of long and detailed descriptions of the image. Specifically, we conduct our experiments on the Stanford Image Paragraph dataset [12], consisting of 19,561 image-caption pairs. During the training phase, we only utilize the images, as ESREAL is an unsupervised learning framework. The annotated ground-truth captions in the dataset are solely used to evaluate ESREAL’s performance on task-specific metrics.

Model. We demonstrate ESREAL’s potential as a model-agnostic approach to mitigating hallucinations by conducting experiments on three open-source VLMs: LLaVA 1.5 (7B) [20], InstructBLIP FlanT5-XL (3B) [4], and mPLUG-Owl2 (7B) [40].

Implementation Details. We fine-tune our VLMs using the AdamW [22] optimizer with a learning rate of $1e-5$ and a cosine annealing scheduler. Batch sizes are set at 64 for InstructBLIP and 16 for both LLaVA and mPLUG-Owl2. We also set the number of inference steps to 4 for SDXL Turbo [30] and employed the Long Prompt Weighting (LPW) pipeline to accommodate long captions as input. Additional details are provided in the supplementary material.

4.2 Evaluation Protocols and Results

CHAIR Evaluation. CHAIR [28] is the most widely used metric to quantify the occurrence of non-existent objects in captions. We report the two variants of CHAIR, the sentence level $CHAIR_s$ and object instance level $CHAIR_i$.

Table 1: CHAIR evaluation results.

Model	Method	CHAIR		
		$CHAIR_s$ (\downarrow)	$CHAIR_i$ (\downarrow)	Coverage (\uparrow)
<i>LLaVA</i>	Baseline	0.64	0.18	0.45
	ESREAL	0.43	0.12	0.42
<i>InstructBLIP</i>	Baseline	0.48	0.16	0.36
	ESREAL	0.35	0.12	0.34
<i>mPLUG-Owl2</i>	Baseline	0.67	0.20	0.44
	ESREAL	0.62	0.18	0.44

Table 2: FaithScore evaluation results

Model	Method	FaithScore (\uparrow)			
		\hat{f}_s	$\hat{f}_{s,obj}$	$\hat{f}_{s,att}$	$\hat{f}_{s,rel}$
<i>LLaVA</i>	Baseline	0.7401	0.8346	0.9105	0.8335
	ESREAL	0.7846	0.8649	0.9301	0.8810
<i>InstructBLIP</i>	Baseline	0.7113	0.8066	0.9003	0.8304
	ESREAL	0.7834	0.8459	0.9197	0.8763
<i>mPLUG-Owl2</i>	Baseline	0.7171	0.8246	0.8924	0.8043
	ESREAL	0.7202	0.8238	0.8938	0.8068

$CHAIR_s$ represents the proportion of captions that embody non-existent objects. $CHAIR_i$ calculates the ratio of non-existent objects to the total number of mentioned objects. We also compute Coverage [5], the number of accurately mentioned objects to the total number of existent objects.

Table 1 shows that ESREAL notably reduces hallucinated objects in captions while improving Coverage. These findings indicate that ESREAL not only contributes to increasing the accuracy but also enhances the level of detail by incorporating previously overlooked objects in captions.

FaithScore Evaluation In addition to CHAIR, we report results on FaithScore [11], an evaluation method capable of evaluating a broader range of hallucination types. FaithScore recognizes descriptive sub-sentences, decomposes them to atomic facts, and verifies their factual accuracy. These facts fall into five categories: entity, count, color, relationship, and others. The process relies on powerful LLM for recognition and decomposition tasks, with Visual Entailment Models (VEMs) [20] used for verification. In our case, we use GPT-3.5 Turbo as the LLM and OFA [38] as the VEM.

In addition to the original sentence level FaithScore \hat{f}_s , we define a sentence level FaithScore for each type of hallucination (object, attribute, and relationship) $\hat{f}_{s,type}$. Considering the definition of each type of fact [11], we classify entity atomic fact as object, relationship as relationship, and count, color, and

Table 3: GPT-4V-aided evaluation results.

Model	Method	# Hallucinations per Caption (↓)			
		Object	Attribute	Relationship	Total
<i>LLaVA</i>	Baseline	1.07	0.12	0.87	2.06
	ESREAL	0.66	0.08	0.78	1.52
<i>InstructBLIP</i>	Baseline	1.23	0.14	1.05	2.42
	ESREAL	0.80	0.06	0.64	1.49
<i>mPLUG-Owl2</i>	Baseline	1.25	0.14	1.33	2.51
	ESREAL	1.21	0.11	1.19	2.32

others as attribute. \hat{f}_s and $\hat{f}_{s, \text{type}}$ are formulated as follows:

$$\hat{f}_s = 1 - \frac{C_h}{C}, \quad \hat{f}_{s, \text{type}} = 1 - \frac{C_{h, \text{type}}}{C}, \quad \text{type} \in \{\text{obj}, \text{att}, \text{rel}\}$$

C_h denotes the number of descriptive sub-sentences manifesting any hallucination, and C signifies the total number of descriptive sub-sentences. $C_{h, \text{type}}$ specifies the number of descriptive sub-sentences manifesting hallucination of a particular type.

Table 2 shows that ESREAL is able to reduce overall hallucinations in captioning (\hat{f}_s) across LLaVA, InstructBLIP, and mPLUG-Owl2. The improvements in type-wise FaithScore $\hat{f}_{s, \text{type}}$ demonstrate that ESREAL comprehensively mitigates non-existent objects, inaccurate object attributes, and unfaithful relationships.

GPT-4V-aided Evaluation Recent literature [41,42] propose employing GPT-4V to automatically evaluate performance in vision-language tasks. In light of this trend, we assess type-wise hallucinations with GPT-4V. Due to strict API limits, we conduct GPT-4V-aided evaluation on 200 randomly selected images from the test split of the Stanford Image Paragraph dataset.

Specifically, we submit the image and generated caption to GPT-4V and prompt it to list non-existent objects, unfaithful object attributes, and inaccurate relationships in the caption. Then, we calculate the average occurrence of each type of hallucination per caption by

$$\text{GPT-4V}_{\text{type}} = \frac{C_{\text{type}}}{C}, \quad \text{type} \in \{\text{obj}, \text{att}, \text{rel}\}$$

where C_{type} denotes the total number of a particular type of hallucinations listed by GPT-4V and C represents the total number of generated captions. Table 3 demonstrates that ESREAL leads to a substantial reduction in each type of hallucination across all three VLMs. More details on the prompt and output of GPT-4V-aided evaluation are provided in the supplementary material.

Table 4: Image paragraph captioning task evaluation results.

Model	Method	CIDEr (\uparrow)	ROUGE-L (\uparrow)	BLEU (\uparrow)			
				BLEU-1	BLEU-2	BLEU-3	BLEU-4
<i>LLaVA</i>	Baseline	4.52	21.55	26.81	13.42	6.31	3.08
	ESREAL	9.10	23.02	31.56	16.09	7.67	3.72
<i>InstructBLIP</i>	Baseline	5.99	22.68	26.79	13.68	6.76	3.51
	ESREAL	7.85	21.90	29.79	14.82	6.99	3.56
<i>mPLUG-Owl2</i>	Baseline	3.71	21.46	26.64	13.29	6.13	2.94
	ESREAL	3.99	21.46	26.60	13.26	6.14	2.96

Table 5: Ablation study.

Model	Method	# Hallucinations per Caption (\downarrow)			
		Object	Attribute	Relationship	Total
	Baseline	1.23	0.14	1.05	2.42
	ESREAL	0.80	0.06	0.64	1.49
<i>InstructBLIP</i>	ESREAL w/o p_{obj}	1.18	0.14	0.92	2.24
	ESREAL w/o p_{att}	0.93	0.09	0.59	1.61
	ESREAL w/o p_{rel}	0.85	0.07	1.28	2.21
	ESREAL w/o r_{rec}	0.68	0.04	1.40	2.12
	ESREAL w/o $p_{obj}, p_{att}, p_{rel}$	1.15	0.10	1.01	2.26

Task-Specific Evaluation We report three conventional image paragraph captioning metrics, CIDEr [34], ROUGE-L [16], and BLEU [25] as well as hallucination metrics. This is to demonstrate that ESREAL preserves the generative capabilities of VLMs while mitigating hallucinations. Table 4 reveals that ESREAL’s performance is either comparable to or exceeds that of the baseline models, especially noting a marked improvement in CIDEr scores. These findings suggest that ESREAL can be integrated with ongoing efforts to improve generative performance.

5 Analysis

5.1 Ablation Study

To demonstrate the impact of individual components of our reward design, we conduct ablation experiments on each term in the reward formulation. We conduct four experiments, each omitting one of the hallucination penalties $p_{obj}(t)$, $p_{att}(t)$, $p_{rel}(t)$, or the holistic reconstruction reward r_{rec} . We utilize the GPT-4V-aided evaluation aforementioned in Section 4 for hallucination assessment. Table 5 shows that the removal of each type of hallucination penalty results in a notable increase in the corresponding type of hallucination. This indicates that

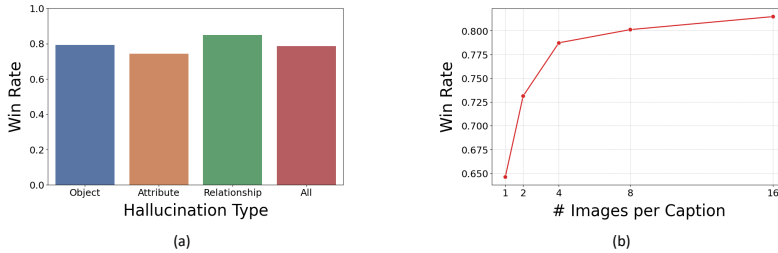


Fig. 3: Stability analysis. (a) a bar chart illustrating the win rates associated with different hallucination types. (b) a positive correlation between win rates and the number of images generated by the reconstruction module per caption.

these penalties effectively target and reduce the occurrences of their respective hallucination types.

Removing the holistic reconstruction reward r_{rec} leads to a significant decrease in the CIDEr score by 51% (from 7.85 to 3.83). We observe that, in the absence of the reward term, VLMs resort to reward hacking by generating minimal tokens to evade penalties. This finding underscores the role of r_{rec} as a crucial regularization mechanism that deters such behavior. In addition, the occurrence of inaccurate relationships significantly increases without r_{rec} . Such observation can be attributed to the role of r_{rec} in denoting object interactions overlooked by $p_{\text{rel}}(t)$, highlighting its importance in mitigating relationship hallucinations.

In addition, we perform an ablation study to examine the effects of token-level penalty allocation, employing only the holistic reconstruction reward r_{rec} . The resulting hallucination metrics reveal that the fine-grained penalties play a critical role in ESREAL’s ability to mitigate hallucinations.

5.2 Stability Analysis

ESREAL integrates various models: SDXL Turbo [30] in the semantic reconstruction module, Grounding DINO [21] in the alignment module, and the CLIP encoder [26] in the scoring module. Errors in these models are inevitable but may raise concerns about ESREAL’s stability. This section aims to examine ESREAL’s stability beyond its experimental success.

Win Rate of Rewards The stability of ESREAL depends on the consistency of rewards generated by its hallucination detection pipeline. A stable reward system would impose lower penalties on accurate captions and higher penalties on hallucinated ones. Upon this observation, we introduce the Win Rate of Rewards, quantifying the proportion of instances in which the reward model correctly assigns greater penalties to hallucinated captions over accurate ones. Utilizing GPT-4, we generate hallucinated caption pairs for each annotated caption in the Stanford Image Paragraph dataset, extending prior research [10, 18]. Figure 3 (a) demonstrates that our reward model achieves an overall Win Rate of

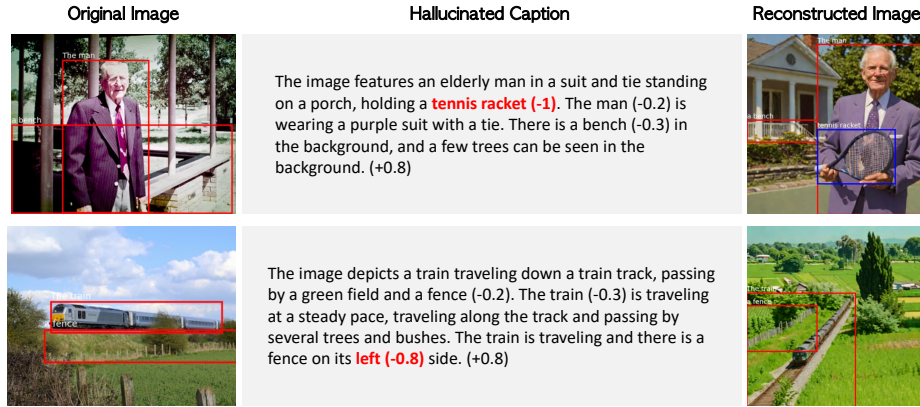


Fig. 4: A case study of reward allocation on hallucinated captions generated by LLaVA.

78%, with similar results across different hallucination penalty types, indicating a stable distribution of rewards.

Aggregating Rewards The stochastic properties of the diffusion model may be advantageous for generating diverse images, but there is a risk of compromising the stability of reward production in our approach. To address this concern, our framework aggregates the scores of multiple reconstructed images. Figure 3 (b) illustrates the correlation between the win rate and the number of reconstructed images. The analysis results show that employing multiple reconstructed images improves the stability of the reward.

5.3 Case Analysis

Reward Allocation In Figure 4, we illustrate two instances of token-level penalty allocation on hallucinations. The ESREAL reward model assigns a -1 object hallucination score to the non-existent “tennis racket” in the upper image. In the lower image, it appropriately penalizes the inaccurate spatial relationship “left” with a -0.8 score.

Hallucination Mitigation We demonstrate two instances where captions created by LLaVA, before and after the integration of ESREAL, show significant improvements in Figure 5. Specifically, after implementing ESREAL, LLaVA no longer fabricates objects such as “clock” or “another tree”. Moreover, spatial inaccuracies like “book placed on the bed” and “fire hydrant near the center” are accurately depicted in the captions after ESREAL integration. Additionally, erroneous attributes, such as “three cats,” are corrected to “two cats” post-ESREAL application.

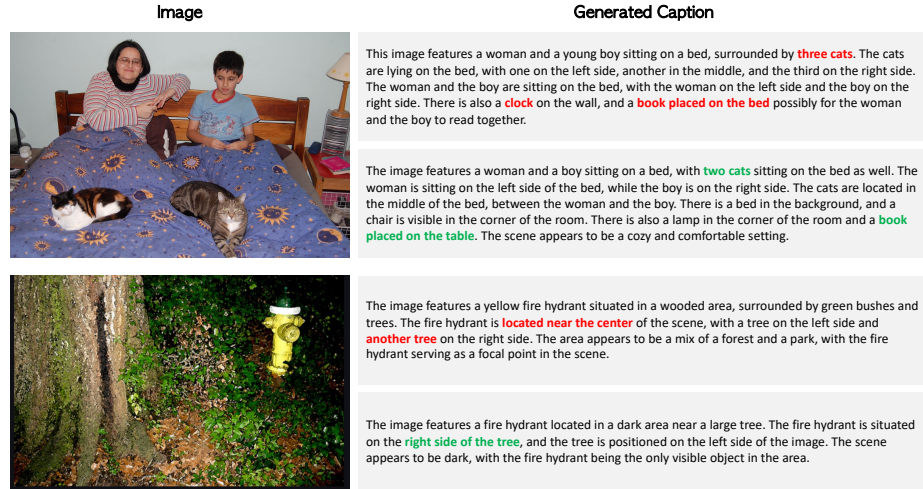


Fig. 5: A case study comparing the captions generated before and after training LLaVA with ESREAL.

5.4 Limitations

Despite the clear advantages of being an unsupervised yet effective method to mitigate hallucinations in VLMs, we acknowledge certain limitations of ESREAL. Firstly, ESREAL necessitates semantic reconstruction from the VLM’s response, requiring attention to the entire image. This inherent characteristic restricts its applicability solely to image captioning tasks. Secondly, the efficacy of ESREAL’s detection pipeline depends on the integrated performance of a text-to-image model, a grounding model, and a similarity model. An error in any of these components could propagate, impacting the accuracy of the entire system. We anticipate that the reliability of ESREAL will enhance with technological advancements in the related fields of study. Thirdly, our approach to penalizing inaccurate relationship hallucinations primarily focuses on the spatial positions between objects. This limitation reflects the challenges identified in previous works, where quantifying relationship hallucinations remains a complex issue. We acknowledge the necessity to penalize a broader range of relationship hallucinations.

6 Conclusion

In this paper, we introduce ESREAL, an unsupervised learning framework designed to address hallucinations in VLMs during image captioning tasks by leveraging semantic reconstruction. We demonstrate that by providing fine-grained negative feedback to hallucinated tokens, VLMs can effectively learn to suppress hallucinatory content without compromising their generative capabilities. ESREAL exhibits two notable characteristics: (1) a novel reference-free hallucina-

tion detection pipeline that accurately identifies hallucinated tokens along with their specific types, and (2) a mechanism for assigning fine-grained rewards to these tokens. Our experiments, conducted with three pre-trained VLMs, reveal that ESREAL consistently reduces hallucinations as evaluated by FaithScore and GPT-4V, while maintaining or improving performance on key task metrics such as CIDEr, ROUGE-L, and BLEU. Our research underscores the potential of unsupervised approaches in enhancing the reliability of multimodal models, particularly in scenarios where paired data across different modalities is scarce. We make our implementation of ESREAL publicly available, aiming to contribute to the development of more dependable and robust AI systems across diverse domains and applications.

Acknowledgements

We are grateful to VESSL AI for providing the compute resources used for the experiments in this work.

References

1. Achiam, J., Adler, S., Agarwal, S., Ahmad, L., Akkaya, I., Aleman, F.L., Almeida, D., Altenschmidt, J., Altman, S., Anadkat, S., et al.: Gpt-4 technical report. arXiv preprint arXiv:2303.08774 (2023) [3](#), [4](#)
2. Brown, T., Mann, B., Ryder, N., Subbiah, M., Kaplan, J.D., Dhariwal, P., Neelakantan, A., Shyam, P., Sastry, G., Askell, A., et al.: Language models are few-shot learners. *Advances in neural information processing systems* **33**, 1877–1901 (2020) [3](#)
3. Chiang, W.L., Li, Z., Lin, Z., Sheng, Y., Wu, Z., Zhang, H., Zheng, L., Zhuang, S., Zhuang, Y., Gonzalez, J.E., Stoica, I., Xing, E.P.: Vicuna: An open-source chatbot impressing gpt-4 with 90%* chatgpt quality (March 2023), <https://lmsys.org/blog/2023-03-30-vicuna/> [1](#)
4. Dai, W., Li, J., Li, D., Tiong, A., Zhao, J., Wang, W., Li, B., Fung, P., Hoi, S.: InstructBLIP: Towards general-purpose vision-language models with instruction tuning. In: *Thirty-seventh Conference on Neural Information Processing Systems (2023)*, <https://openreview.net/forum?id=vvoWPYqZJA> [1](#), [2](#), [3](#), [8](#)
5. Ding, Y., Wang, Z., Ahmad, W.U., Ding, H., Tan, M., Jain, N., Ramanathan, M.K., Nallapati, R., Bhatia, P., Roth, D., Xiang, B.: Crosscodeeval: A diverse and multilingual benchmark for cross-file code completion (2023) [9](#)
6. Gunjal, A., Yin, J., Bas, E.: Detecting and preventing hallucinations in large vision language models (2023) [2](#)
7. Hu, E.J., Shen, Y., Wallis, P., Allen-Zhu, Z., Li, Y., Wang, S., Wang, L., Chen, W.: Lora: Low-rank adaptation of large language models (2021) [21](#)
8. Hu, Z., Iscen, A., Sun, C., Chang, K.W., Sun, Y., Ross, D.A., Schmid, C., Fathi, A.: Avis: Autonomous visual information seeking with large language model agent (2023) [1](#)
9. Huang, W., Wang, C., Zhang, R., Li, Y., Wu, J., Fei-Fei, L.: Voxposer: Composable 3d value maps for robotic manipulation with language models (2023) [1](#)

10. Jiang, C., Xu, H., Dong, M., Chen, J., Ye, W., Yan, M., Ye, Q., Zhang, J., Huang, F., Zhang, S.: Hallucination augmented contrastive learning for multimodal large language model (2024) [3](#), [12](#)
11. Jing, L., Li, R., Chen, Y., Jia, M., Du, X.: Faithscore: Evaluating hallucinations in large vision-language models. arXiv preprint arXiv:2311.01477 (2023) [3](#), [4](#), [9](#)
12. Krause, J., Johnson, J., Krishna, R., Fei-Fei, L.: A hierarchical approach for generating descriptive image paragraphs. In: Proceedings of the IEEE conference on computer vision and pattern recognition. pp. 317–325 (2017) [8](#), [19](#), [22](#)
13. Li, J., Li, D., Savarese, S., Hoi, S.: Blip-2: Bootstrapping language-image pre-training with frozen image encoders and large language models (2023) [3](#), [20](#)
14. Li, J., Li, D., Xiong, C., Hoi, S.: Blip: Bootstrapping language-image pre-training for unified vision-language understanding and generation. In: International Conference on Machine Learning. pp. 12888–12900. PMLR (2022) [1](#)
15. Li, Y., Du, Y., Zhou, K., Wang, J., Zhao, W.X., Wen, J.R.: Evaluating object hallucination in large vision-language models. arXiv preprint arXiv:2305.10355 (2023) [4](#)
16. Lin, C.Y.: ROUGE: A package for automatic evaluation of summaries. In: Text Summarization Branches Out. pp. 74–81. Association for Computational Linguistics, Barcelona, Spain (Jul 2004), <https://aclanthology.org/W04-1013> [11](#)
17. Lin, T.Y., Maire, M., Belongie, S., Bourdev, L., Girshick, R., Hays, J., Perona, P., Ramanan, D., Zitnick, C.L., Dollár, P.: Microsoft coco: Common objects in context (2015) [22](#)
18. Liu, F., Lin, K., Li, L., Wang, J., Yacoob, Y., Wang, L.: Mitigating hallucination in large multi-modal models via robust instruction tuning. arXiv preprint arXiv:2306.14565 [1](#) (2023) [2](#), [3](#), [12](#)
19. Liu, H., Li, C., Wu, Q., Lee, Y.J.: Visual instruction tuning. In: Thirty-seventh Conference on Neural Information Processing Systems (2023), <https://openreview.net/forum?id=w0H2xGH1kw> [1](#), [3](#), [20](#)
20. Liu, H., Li, C., Wu, Q., Lee, Y.J.: Visual instruction tuning (2023) [2](#), [8](#), [9](#)
21. Liu, S., Zeng, Z., Ren, T., Li, F., Zhang, H., Yang, J., Li, C., Yang, J., Su, H., Zhu, J., et al.: Grounding dino: Marrying dino with grounded pre-training for open-set object detection. arXiv preprint arXiv:2303.05499 (2023) [5](#), [12](#)
22. Loshchilov, I., Hutter, F.: Decoupled weight decay regularization (2019) [8](#)
23. Lovenia, H., Dai, W., Cahyawijaya, S., Ji, Z., Fung, P.: Negative object presence evaluation (nope) to measure object hallucination in vision-language models. arXiv preprint arXiv:2310.05338 (2023) [4](#)
24. Ouyang, L., Wu, J., Jiang, X., Almeida, D., Wainwright, C., Mishkin, P., Zhang, C., Agarwal, S., Slama, K., Ray, A., et al.: Training language models to follow instructions with human feedback. *Advances in Neural Information Processing Systems* **35**, 27730–27744 (2022) [3](#), [7](#)
25. Papineni, K., Roukos, S., Ward, T., Zhu, W.J.: Bleu: a method for automatic evaluation of machine translation. In: Isabelle, P., Charniak, E., Lin, D. (eds.) Proceedings of the 40th Annual Meeting of the Association for Computational Linguistics. pp. 311–318. Association for Computational Linguistics, Philadelphia, Pennsylvania, USA (Jul 2002). <https://doi.org/10.3115/1073083.1073135>, <https://aclanthology.org/P02-1040> [11](#)
26. Radford, A., Kim, J.W., Hallacy, C., Ramesh, A., Goh, G., Agarwal, S., Sastry, G., Askell, A., Mishkin, P., Clark, J., et al.: Learning transferable visual models from natural language supervision. In: International conference on machine learning. pp. 8748–8763. PMLR (2021) [6](#), [12](#)

27. Rafailov, R., Sharma, A., Mitchell, E., Ermon, S., Manning, C.D., Finn, C.: Direct preference optimization: Your language model is secretly a reward model. In: ICML 2023 Workshop The Many Facets of Preference-Based Learning (2023), <https://openreview.net/forum?id=53HUHMvQLQ> 3
28. Rohrbach, A., Hendricks, L.A., Burns, K., Darrell, T., Saenko, K.: Object hallucination in image captioning. In: Proceedings of the 2018 Conference on Empirical Methods in Natural Language Processing. pp. 4035–4045 (2018) 4, 8
29. Rombach, R., Blattmann, A., Lorenz, D., Esser, P., Ommer, B.: High-resolution image synthesis with latent diffusion models (2022) 5
30. Sauer, A., Lorenz, D., Blattmann, A., Rombach, R.: Adversarial diffusion distillation. arXiv preprint arXiv:2311.17042 (2023) 5, 8, 12
31. Schulman, J., Wolski, F., Dhariwal, P., Radford, A., Klimov, O.: Proximal policy optimization algorithms (2017) 2, 7
32. Sun, Z., Shen, S., Cao, S., Liu, H., Li, C., Shen, Y., Gan, C., Gui, L.Y., Wang, Y.X., Yang, Y., et al.: Aligning large multimodal models with factually augmented rlhf. arXiv preprint arXiv:2309.14525 (2023) 2, 3, 7
33. Touvron, H., Martin, L., Stone, K., Albert, P., Almahairi, A., Babaei, Y., Baid, N., Batra, S., Bhargava, P., Bhosale, S., et al.: Llama 2: Open foundation and fine-tuned chat models. arXiv preprint arXiv:2307.09288 (2023) 3
34. Vedantam, R., Lawrence Zitnick, C., Parikh, D.: Cider: Consensus-based image description evaluation. In: Proceedings of the IEEE conference on computer vision and pattern recognition. pp. 4566–4575 (2015) 11
35. Wang, J., Wang, Y., Xu, G., Zhang, J., Gu, Y., Jia, H., Wang, J., Xu, H., Yan, M., Zhang, J., Sang, J.: Amber: An llm-free multi-dimensional benchmark for mllms hallucination evaluation (2024) 5
36. Wang, J., Wang, Y., Xu, G., Zhang, J., Gu, Y., Jia, H., Yan, M., Zhang, J., Sang, J.: An llm-free multi-dimensional benchmark for mllms hallucination evaluation. arXiv preprint arXiv:2311.07397 (2023) 5
37. Wang, J., Zhou, Y., Xu, G., Shi, P., Zhao, C., Xu, H., Ye, Q., Yan, M., Zhang, J., Zhu, J., et al.: Evaluation and analysis of hallucination in large vision-language models. arXiv preprint arXiv:2308.15126 (2023) 8
38. Wang, P., Yang, A., Men, R., Lin, J., Bai, S., Li, Z., Ma, J., Zhou, C., Zhou, J., Yang, H.: Ofa: Unifying architectures, tasks, and modalities through a simple sequence-to-sequence learning framework. In: International Conference on Machine Learning (2022), <https://api.semanticscholar.org/CorpusID:246634906> 9
39. Wu, Z., Hu, Y., Shi, W., Dziri, N., Suhr, A., Ammanabrolu, P., Smith, N.A., Ostendorf, M., Hajishirzi, H.: Fine-grained human feedback gives better rewards for language model training. In: Thirty-seventh Conference on Neural Information Processing Systems (2023), <https://openreview.net/forum?id=CSbGXyCswu> 5, 7
40. Ye, Q., Xu, H., Xu, G., Ye, J., Yan, M., Zhou, Y., Wang, J., Hu, A., Shi, P., Shi, Y., et al.: mplug-owl: Modularization empowers large language models with multimodality. arXiv preprint arXiv:2304.14178 (2023) 2, 3, 8
41. Yin, S., Fu, C., Zhao, S., Xu, T., Wang, H., Sui, D., Shen, Y., Li, K., Sun, X., Chen, E.: Woodpecker: Hallucination correction for multimodal large language models. arXiv preprint arXiv:2310.16045 (2023) 10
42. Zhang, X., Lu, Y., Wang, W., Yan, A., Yan, J., Qin, L., Wang, H., Yan, X., Wang, W.Y., Petzold, L.R.: Gpt-4v(ision) as a generalist evaluator for vision-language tasks (2023) 3, 10
43. Zhu, D., Chen, J., Shen, X., Li, X., Elhoseiny, M.: Minigpt-4: Enhancing vision-language understanding with advanced large language models. arXiv preprint arXiv:2304.10592 (2023) 1

44. Ziegler, D.M., Stiennon, N., Wu, J., Brown, T.B., Radford, A., Amodei, D., Christiano, P., Irving, G.: Fine-tuning language models from human preferences (2020)
8

A Rationale for Semantic Reconstruction

When humans identify hallucinations within a generated caption, a pivotal step would involve comparing segments of the input image with the corresponding parts of the generated caption. For instance, to determine whether the statement ‘A small white dog is sleeping.’ contains hallucinations, one would first seek to locate the dog in the image, and then compare its features with the descriptions in the statement.

An ideal hallucination detection scheme would replicate this process. However, despite the technological advancements, the accurately binding portions of text to corresponding object regions in an image remains a challenging endeavor due to a difference in how objects are encapsulated in visual and textual data. Identifying which portion of the image corresponds to a specific object is relatively straight forward, because locality is clear in visual data. Typically, the pixels forming an object are confined to a specific region, allowing straightforward encapsulation, such as within a rectangular bounding box.

In contrast, in a paragraph, defining segments relevant to a specific object is considerably more complex. Unlike in images, the concept of object locality is not as pronounced in textual data. Descriptions of objects may be dispersed throughout the paragraph, making the search for segments of text pertinent to a specific object a difficult task. Even if the search is successful, another demanding aspect is reorganizing the segments to maintain the original semantic context. The segments of text within a paragraph are intricately connected to the surrounding phrases. Consequently, simple concatenation of the located object descriptions does not guarantee accurate interpretation, as their meaning can alter significantly without surrounding context. This necessitates a careful reorganization of the text to maintain the intended meaning, presenting another complex language task.

To surmount these difficulties, we propose an innovative solution: translating the text generated by the model to the visual domain. By converting model generated paragraphs into images, binding regions pertinent to a specific object becomes a easier task. Then, a comparative analysis on these aligned regions reveals hallucinations. Our approach in identifying hallucinations through semantic reconstruction and training models to mitigate hallucinations proves to be an effective approach in tackling hallucinations. A significant benefit of our method is that it is entirely unsupervised, eliminating the need for extra data beyond the images themselves.

B Training Details

B.1 Dataset Statistics

The Stanford Image Paragraph Dataset [12] contains a total of 19561 images with 14579 train images, 2490 validation images, and 2492 test images. The length of the corresponding detailed captions are on average 69.69 BERT tokens, 60.88 words, and 309.71 characters.

B.2 Training Hyperparameters

Table 6: Training hyperparameters.

HPs	InstructBLIP	LLaVA	mPLUG-Owl2
Training steps	800	800	800
Batch size	64	16	16
Learning rate	1e-5	1e-5	1e-5

Note: All models use AdamW optimizer with $\epsilon = 1e - 6$, $\beta = (0.9, 0.95)$, and weight decay of $1e - 6$.

We describe the hyperparameters for ESREAL as follows: The sequence length is configured to be 256, with a total of 800 training steps. The batch size is set at 64 for InstructBLIP, while for LLaVA and mPLUG-Owl2, it is 16. The optimization is performed using the AdamW Optimizer, which has betas set to (0.9, 0.95), epsilon at 1.0e-8, and a weight decay of 1.0e-6. Additionally, a cosine annealing scheduler is employed. For Proximal Policy Optimization (PPO), we use 4 epochs, with gamma set to 1 and lambda at 0.95. The clipping range for PPO is 0.2, similar to the value function clipping range, which is also 0.2. The coefficient for the value function is set at 1, and the clipping range for rewards is established at 10. The reward function is weighted with alpha at 0.8 and beta at 0.001.

B.3 Trainable Components in VLMs

Table 7: Trainable VLM components.

Components	LLaVA	InstructBLIP	mPLUG-Owl2
Visual encoder	x	x	o
Modality connection module	o	o	o
LLM	o	o	o

Note: ‘o’ denotes trainable components, and ‘x’ denotes frozen components.

Due to the substantial number of parameters in contemporary VLMs, it is standard practice to keep some components of VLMs frozen while allowing others to be trainable [13, 19]. We also adopt this approach when applying ESREAL on LLaVA 1.5, InstructBLIP, and mPLUG-Owl2. In determining the trainable components, we generally comply with the the training strategies specific to each VLM, with an exception to InstructBLIP, where we additionally train the

LLM. For all fine-tuning processes, we employ Low-Rank Adaptation for large language models (LoRA) [7]. The trainable modules for each VLM are detailed in Table 7.

B.4 Optimization of Reward Model

ESREAL employs several large-scale models in its reward mechanism, necessitating efficient operation within acceptable memory and time constraints. Proximal Policy Optimization (PPO) offers the advantage of not requiring a differentiable reward model, allowing us to improve throughput and latency by utilizing a NVIDIA Triton Inference Server.

We deploy key components of the reward model —SDXL Turbo (reconstruction module), Grounding DINO (alignment module), and the CLIP encoder (scoring module)— on this server. The critical bottleneck of our training procedure, the reconstruction and alignment modules, are distributed across multiple GPUs. The optimized architecture and Triton Inference Server code can be found on our GitHub.

This optimization enables a single reward computation cycle, which calculates the aggregated penalty for four reconstructed images generated from one caption, to complete in 3.27 seconds on a single GPU.

B.5 Module-specific Details

Positional Tokens Positional tokens are tokens that denote spatial relationships. Specifically, we view [‘left’, ‘right’, ‘top’, ‘bottom’, ‘center’, ‘middle’, ‘above’, ‘below’, ‘inside’, ‘outside’, ‘front’, ‘behind’, ‘upward’, ‘downward’, ‘up’, ‘down’, ‘inward’, ‘outward’, ‘over’, ‘under’] as positional tokens.

Case Study In Figure 6, we demonstrate a case study of our alignment module and scoring module.

The alignment module first aligns the caption with the reconstructed image. As a result, the phrases - elderly man, guide dog, red traffic light, and yellow taxis - are matched to their corresponding regions in the reconstructed image. Then, the concatenated phrase ‘elderly man, guide dog, red traffic light, yellow taxis’ is aligned to the original image. As a result, only ‘yellow taxis’ remains unaligned while the other phrases find matching regions in the original image. Using the object phrases as an anchor, regions from the reconstructed image and the original image are aligned.

The scoring module produces hallucination penalties for non-existent objects, unfaithful attributes and inaccurate relationships. The unaligned ‘yellow taxis’ reveals a hallucinated object. Accordingly, a non-existent object penalty of -1 is allocated to ‘taxis’. The aligned regions for ‘red traffic light’ are passed to the CLIP encoder and receive a low similarity score of -0.6, due to the misrepresentation of a green light as red. This unfaithful object attribute penalty is allocated to ‘light’. The object phrases ‘elderly man’ and ‘guide dog’ are paired because

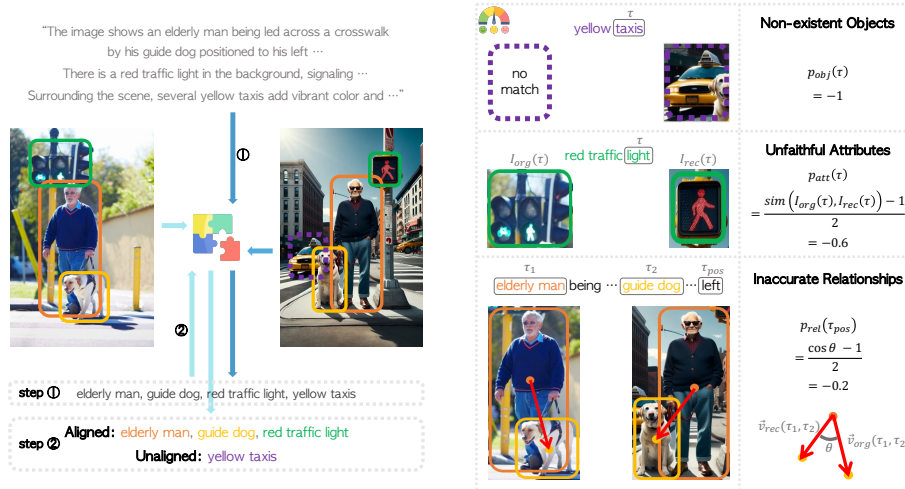


Fig. 6: Detailed illustration of the alignment module and the scoring module.

they are linked within the same sentence through a positional token ‘left’. Two vectors are constructed by connecting the center points of the aligned regions for ‘elderly man’ and ‘guide dog’ in the original and reconstructed image. The orientation of these two vectors, assessed by the cosine of their angle, receives a -0.2 penalty, indicating an inaccurate spatial relationship. The penalty is allocated to the positional token ‘left’.

C ESREAL on COCO

We conduct our main experiments on the Stanford Image Paragraph Dataset [12]. The dataset offers the benefit of being able to evaluate ESREAL on standard captioning metrics due to its human-annotated captions. Therefore, we fine-tune VLMs with the training images of the dataset and evaluate their performance on its test split.

However, since ESREAL is an unsupervised method, one can utilize any image dataset, including those without annotated detailed captions. To showcase ESREAL’s versatility across different datasets, we conduct experiments using the MS COCO 2014 dataset [17]. Specifically, we fine-tune InstructBLIP FlanT5-XL on 32,000 images sampled from the COCO 2014 Karpathy train split and evaluated its performance on the test split of the Stanford Image Paragraph Dataset. The evaluation of ESREAL on COCO aligns with the findings from the main experiment, demonstrating its ability to mitigate hallucinations without impairing the generative performance of VLMs.

Table 8: CHAIR evaluation results on COCO.

Model	Method	CHAIR		
		$CHAIR_s$ (\downarrow)	$CHAIR_i$ (\downarrow)	Coverage (\uparrow)
<i>InstructBLIP</i>	Baseline	0.48	0.16	0.36
	ESREAL	0.45	0.15	0.36

Table 9: Image paragraph captioning task evaluation results on COCO.

Model	Method	CIDEr (\uparrow)	ROUGE-L (\uparrow)	BLEU (\uparrow)			
				BLEU-1	BLEU-2	BLEU-3	BLEU-4
<i>InstructBLIP</i>	Baseline	5.99	22.68	26.79	13.68	6.76	3.51
	ESREAL	8.31	22.68	30.43	15.48	7.69	4.06

C.1 Hallucination Evaluation

We report the CHAIR metric to evaluate the generated captions in terms of hallucinations. Table 8 shows that ESREAL effectively decreased both the sentence level and object instance level CHAIR scores while maintaining Coverage, indicating successful mitigation of hallucinations.

C.2 Captioning Evaluation

We also report the standard captioning metric to evaluate the quality of the generated captions. Table 9 shows that ESREAL improves captioning performance beyond the baseline InstructBLIP, notably increasing the CIDEr score.

D Qualitative Examples

We provide additional qualitative examples to demonstrate the effectiveness of ESREAL. Figures 7, 8, 9 show that ESREAL effectively mitigates hallucinations in captions across different types of hallucinations.

In figure 7, the caption generated by baseline LLaVA contains non-existent objects ‘dining table visible in the background’ and ‘another chair placed further away’. There is also an incorrect attribute ‘two chairs’. After fine-tuning with ESREAL, LLaVA is able to correctly identify the ‘blue background’ and ‘a chair’.

Figure 8 shows an example of an inaccurate spatial relationship in the original caption, ‘some sheep standing on top of it’. Post ESREAL, the caption accurately depicts the spatial relationship between the sheep and hay pile as ‘some closer to the hay and others further away’. Additionally, it is able to capture the ‘few sheep located in the background’.

The baseline caption in figure 9 contains a hallucinated object ‘several cars’. LLaVA with ESREAL, however, does not fabricate non-existent cars anymore.



The image features a man wearing a suit and tie, sitting in a chair and speaking into a microphone. He appears to be giving a speech or participating in a discussion. The man is wearing glasses and is focused on his speech. The scene takes place in a room with a dining table visible in the background. There are two chairs in the room, one occupied by the man speaking into the microphone and another chair placed further away.

The image features a man sitting in a chair and talking into a microphone. He is wearing a suit and glasses, and his mouth is open as he speaks. The man appears to be engaged in a conversation or giving a speech. The scene is set against a blue background.

Fig. 7: Captions generated by LLaVA before and after ESREAL.



The image features a large group of sheep gathered around a pile of hay in a field. There are at least 13 sheep in the scene, with some standing closer to the hay and others spread out around the field. The sheep are of various sizes, indicating a mix of adult and younger sheep. The hay pile is located in the center of the field, with some sheep standing on top of it, while others are surrounding it. The sheep appear to be enjoying their time together, grazing and socializing in the open field.

The image features a large herd of sheep gathered around a pile of hay in a field. The sheep are scattered around the hay, with some close to the hay and others further away. The field is filled with sheep, creating a lively scene. In addition to the sheep, there are a few sheep located in the background, adding to the overall scene. The field is filled with sheep, creating a vibrant and bustling atmosphere.

Fig. 8: Captions generated by LLaVA before and after ESREAL.



The image features a man riding in a horse-drawn carriage, with two horses pulling the wagon. The man is sitting in the back of the wagon, enjoying the ride. The horses are positioned on either side of the carriage, with one horse on the left and the other on the right. In the background, there are several cars parked, indicating that the scene takes place in a parking lot or a similar area. The presence of the cars suggests that the horse-drawn carriage is a unique and nostalgic mode of transportation in this location.

The image features a man sitting in a wagon being pulled by two horses. The wagon is an old-fashioned, covered wagon with a canvas top, and it appears to be a stagecoach. The man is seated in the back of the wagon, enjoying the ride. The horses are positioned on either side of the wagon, with one horse on the left side and the other on the right side. They are pulling the wagon down a dirt road, creating a nostalgic and picturesque scene.

Fig. 9: Captions generated by LLaVA before and after ESREAL.

Moreover, it is able to identify additional attributes of the wagon such as ‘old-fashioned’, ‘covered with a canvas top’ and the ‘dirt road’.

E GPT Prompting Details

E.1 GPT-4V-aided evaluation

Figure 10 provides the prompt we used for GPT-4V-aided evaluation. Figure 11 illustrates an example output of GPT-4V-aided evaluation.

E.2 Generating Hallucinated Captions for Win Rate Analysis

Figures 12, 13, 14 show the prompts we used to generate hallucinated captions containing non-existent objects, unfaithful object attributes, and inaccurate relationships, respectively. The hallucinated captions were used to calculate the Win Rate of rewards in the Stability Analysis section. Figure 15 provides an example of the hallucinated captions generated by GPT-4.

Given a single image and its accompanying captions, identify any discrepancies known as 'hallucinations' in the captions relative to the actual content of the image. Your response should exclusively list these hallucinations in JSON format, ensuring the sequence of the analyzed caption matches that of the reported hallucination. Focus on hallucinations that are categorically incorrect according to the following classifications:

1. Object Hallucinations: These occur when a caption mentions an object that is not present in the image. For instance, if there is no carrot in the image but the caption says "a red apple and an orange carrot," this is an object hallucination.
2. Attribute Hallucinations: These happen when a caption describes an attribute of an object that does not align with its appearance in the image. For example, describing an apple in the image as green when it is actually red.
3. Relationship Hallucinations: These arise when a caption inaccurately describes the spatial or relational dynamic between objects in the image. For example, if an apple is on a table but the caption says it is underneath the table, it's a relationship hallucination.

Guidelines:

- Only report explicit hallucinations in JSON format. The output should directly correspond to the input captions.
- Focus solely on hallucinations that are directly contradicted by the image content. Subtle inaccuracies or generalizations (e.g., specifying "black horse" when the image shows a horse of an unspecified color, or "three people" instead of "some people") do not constitute hallucinations under this task.

Example of expected output format:

```
## Input
Image: (An image which contains a man standing to the left of the black horse)
Caption: "A man in a cowboy hat is standing to the right of the white horse."
## Output
{"hall_object": ["cowboy hat"], "hall_attribute": ["white horse"], "hall_relationships": ["right"]}

## Input
Image: (An image which contains a man standing to the left of the black horse)
Caption: "A man is standing to the left of the yellow horse."
## Output {"hall_object": [], "hall_attribute": ["yellow horse"], "hall_relationships": []}

## Input
Image: (An image which contains a man standing to the left of the black horse)
Caption: "A man is standing to the left of the horse."
## Output {"hall_object": [], "hall_attribute": [], "hall_relationships": []}
```

Task
Analyze the caption(s) provided below against the associated image and identify any hallucinations as instructed.

```
## Input
Image:
```




Fig. 10: Prompt for GPT-4V-aided evaluation.

```
## Input
Image:

Caption:
The image features a man with a beard, wearing a black shirt, standing in front of a counter. He appears to be staring intently at something on the counter, possibly a microwave. The microwave is located towards the right side of the counter, and the man is standing close to it.
The countertop is also adorned with a bottle, which is located near the right side of the scene. The overall atmosphere suggests that the man is focused on something on the counter, possibly preparing a meal or checking the microwave.
## Output
'hall_object': ['bottle'], 'hall_attribute': [], 'hall_relationships': ['right']
```



Fig. 11: Example output of GPT-4V-aided evaluation.

You are an AI assistant who has strong reasoning abilities.

You will be provided with:

1. A paragraph description of an image.
2. A list of objects.

Your goal is:

To create a hallucinated paragraph by adding some of the objects in the list to the paragraph as hallucinated objects.

Please follow the following rules:

1. Add the hallucinated objects to the paragraph in a way that makes sense.
2. Refrain from changing the paragraph as much as possible.
3. Do not add any object other than those given in the list.
4. Do not remove objects that exist.

Example 1)

Create a hallucinated paragraph by adding some of the objects in the list to the paragraph as hallucinated objects. Do not remove objects that exist.

Paragraph: The bird is on a rock. The bird is brown and red. The bird is very small. The bird has very jagged feet. The bird has black eyes.

Objects: a man

Result: There is a man. A bird is on a rock. The bird is brown and red. The bird is very small. The bird has very jagged feet. The bird has black eyes.

Example 2)

Create a hallucinated paragraph by adding some of the objects in the list to the paragraph as hallucinated objects. Do not remove objects that exist.

Paragraph: Three people are riding on horses on the beach on a gray day. The horse in the front is brown, and there are two horses behind it. Behind the black horse there is a white horse. The person on the front horse is wearing a gray jacket and a black helmet and the next person is in a dark blue jacket and helmet. The final person is wearing a royal blue jacket and a black helmet.

Objects: sport car

Result: There is a sport car. Three people are riding on horses on the beach on a gray day. The horse in the front is brown, and there are two horses behind it. Behind the black horse there is a white horse. The person on the front horse is wearing a gray jacket and a black helmet and the next person is in a dark blue jacket and helmet. The final person is wearing a royal blue jacket and a black helmet.

Now here is the actual task.

Create a hallucinated paragraph by adding some of the objects in the list to the paragraph as hallucinated objects. Do not remove objects that exist.

Paragraph: {paragraph}

Objects: {objects}

Result:




Fig. 12: Prompt for generating hallucinated captions with non-existent objects.

You are an AI assistant who has strong reasoning abilities.

You will be provided with a paragraph description of an image.

Your goal is:

To create a hallucinated paragraph by modifying some properties of objects such as color, size, and shape.

Please follow the following rules:

1. You can only modify the properties of objects that are mentioned in the paragraph.
2. Only add hallucinations to the properties of objects that already exist in the paragraph.
3. Do not add objects that do not exist.
4. Do not remove objects that exist.
5. You should modify the properties of only one object in the paragraph.

Example 1)

Create a hallucinated paragraph by modifying some properties of objects. Do not add objects that do not exist. Do not remove objects that exist.

Paragraph:

Two people stand on the sand holding a big C-kite. The C-kite is color red, orange and green. The men wear black clothes. Shadows are cast on the ground. There are foot prints of a dog on the sand. In front of the men, there is a body of water. Next to the body of water there are three people. Behind the body of water there are small hills.

Result:

Two people stand on the sand holding a big C-kite. The C-kite is color red, orange and green. The men wear white clothes. Shadows are cast on the ground. There are foot prints of a dog on the sand. In front of the men, there is a body of water. Next to the body of water there are three people. Behind the body of water there are small hills.

Example 2)

Create a hallucinated paragraph by modifying some properties of objects. Do not add objects that do not exist. Do not remove objects that exist.

Paragraph:

Three people are riding on horses on the beach on a gray day. The horse in the front is brown, and there are two horses behind it. Behind the black horse there is a white horse. The person on the front horse is wearing a gray jacket and a black helmet and the next person is in a dark blue jacket and helmet. The final person is wearing a royal blue jacket and a black helmet.

Result:

Three people are riding on horses on the beach on a gray day. The horse in the front is brown, and there are two horses behind it. Behind the black horse there is a white horse. The person on the front horse is wearing a gray jacket and a red helmet and the next person is in a dark blue jacket and helmet. The final person is wearing a royal blue jacket and a black helmet.

Now here is the actual task.

Create a hallucinated paragraph by modifying some properties of objects. Do not add objects that do not exist. Do not remove objects that exist.

Paragraph:

{paragraph}

Result:




Fig. 13: Prompt for generating hallucinated captions with unfaithful object attributes.

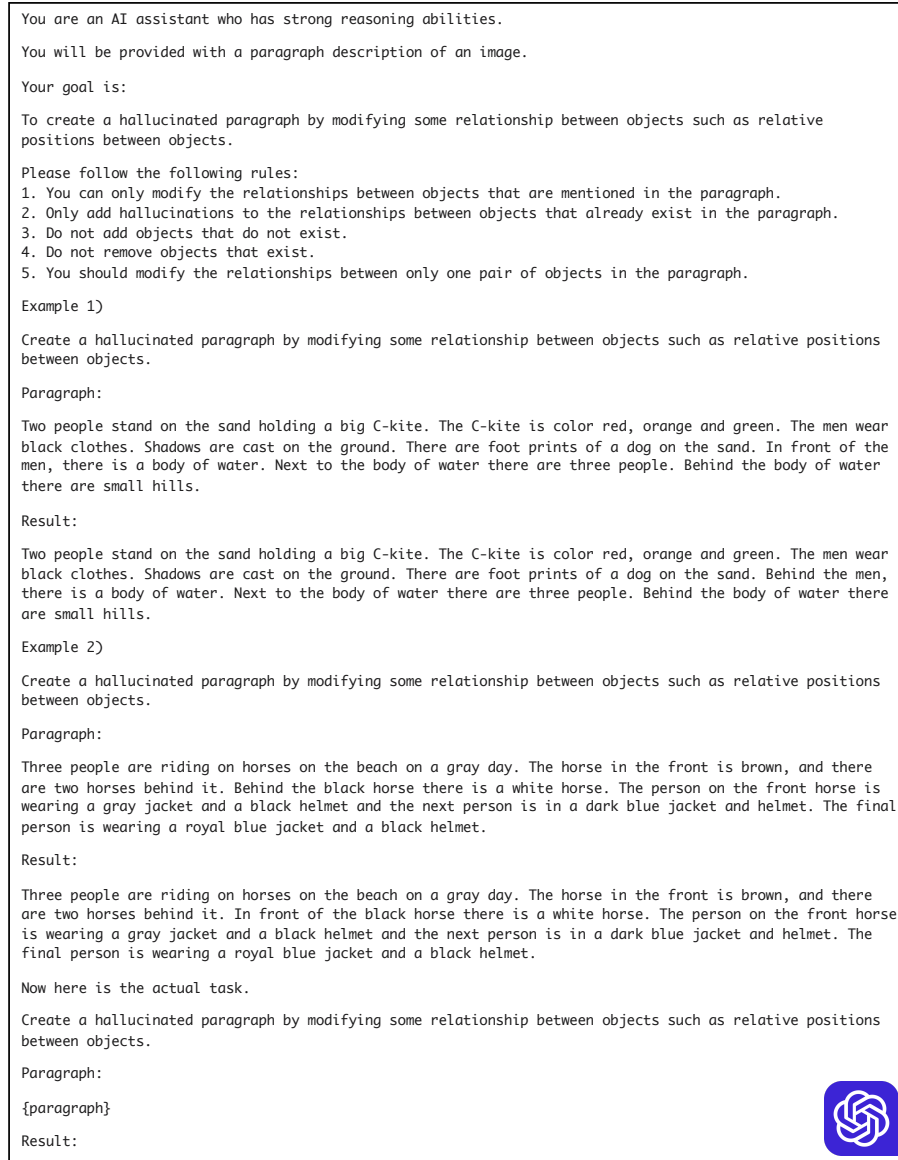


Fig. 14: Prompt for generating hallucinated captions with inaccurate relationships.

1. Non-existent Object

Create a hallucinated paragraph by modifying some properties of objects. Do not add objects that do not exist. Do not remove objects that exist.

Paragraph:

A person is skiing through the snow. There is loose snow all around them from him jumping. The person is wearing a yellow snow suit. The person is holding two ski poles in their hands.

Result:

There are **signs**. A person is skiing through the snow. There is loose snow all around them from him jumping. The person is wearing a yellow snow suit. The person is holding two ski poles in their hands.

2. Unfaithful Object Attribute

Create a hallucinated paragraph by modifying some properties of objects. Do not add objects that do not exist. Do not remove objects that exist.

Paragraph:

The man is taking a photo in the round mirror. He is bald. He is wearing an orange jacket. His camera is black. There is a train in the mirror too.

Result:

The man is taking a photo in the round mirror. He is bald. He is wearing an orange jacket. His camera is **silver**. There is a train in the mirror too.

3. Incorrect Relationship

Create a hallucinated paragraph by modifying some relationship between objects such as relative positions between objects.

Paragraph:

A woman in a blue tennis outfit stands on a green tennis court. She is swinging a blue tennis racket. There is a green tennis ball above her head.

Result:

A woman in a blue tennis outfit stands on a green tennis court. She is swinging a blue tennis racket. There is a green tennis ball **below** her head.




Fig. 15: Example output of generating hallucinated captions for Win Rate analysis.