


SAT Encoding of Partial Ordering Models for Graph Coloring Problems

Daniel Faber ✉

Department of Computer Science, University of Bonn, Germany

Adalat Jabrayilov ✉ 

Adesso SE, Dortmund, Germany

Petra Mutzel ✉ 

Department of Computer Science, University of Bonn, Germany

Abstract

In this paper, we revisit SAT encodings of the partial-ordering based ILP model for the graph coloring problem (GCP) and suggest a generalization for the bandwidth coloring problem (BCP). The GCP asks for the minimum number of colors that can be assigned to the vertices of a given graph such that each two adjacent vertices get different colors. The BCP is a generalization, where each edge has a weight that enforces a minimal ‘distance’ between the assigned colors, and the goal is to minimize the ‘largest’ color used.

For the widely studied GCP, we experimentally compare the partial-ordering based SAT encoding to the state-of-the-art approaches on the DIMACS benchmark set. Our evaluation confirms that this SAT encoding is effective for sparse graphs and even outperforms the state-of-the-art on some DIMACS instances.

For the BCP, our theoretical analysis shows that the partial-ordering based SAT and ILP formulations have an asymptotically smaller size than that of the classical assignment-based model. Our practical evaluation confirms not only a dominance compared to the assignment-based encodings but also to the state-of-the-art approaches on a set of benchmark instances. Up to our knowledge, we have solved several open instances of the BCP from the literature for the first time.

2012 ACM Subject Classification Theory of computation → Logic; Mathematics of computing → Graph coloring

Keywords and phrases Graph coloring, bandwidth coloring, SAT encodings, ILP formulations

Digital Object Identifier 10.4230/LIPIcs.CVIT.2016.23

Related Version *Full Version*: <https://arxiv.org/abs/2403.15961>

Supplementary Material *Software (Source Code)*: <https://github.com/s6dafabe/popsatgcpbcp>

Funding *Daniel Faber*: funded by the Deutsche Forschungsgemeinschaft (DFG, German Research Foundation) – 459420781

Petra Mutzel: This work has been funded by the Deutsche Forschungsgemeinschaft (DFG, German Research Foundation) project no. 459420781 and under Germany’s Excellence Strategy–EXC–2047/1–390685813, and by the Federal Ministry of Education and Research of Germany and the state of North-Rhine Westphalia as part of the Lamarr-Institute for Machine Learning and Artificial Intelligence, LAMARR22B.

1 Introduction

The graph coloring problem (GCP) asks for assigning a set of positive integers, called *colors*, to the vertices of a graph such that no two adjacent vertices have the same color while minimizing the number of colors used. The problem has numerous applications, e.g. in register allocation [3], scheduling [15], and computing sparse Jacobian matrices [6]. For this reason, this problem has been the subject of a vast amount of literature (see e.g., [16][12] for



© CC-BY;
licensed under Creative Commons License CC-BY 4.0
42nd Conference on Very Important Topics (CVIT 2016).

Editors: John Q. Open and Joan R. Access; Article No. 23; pp. 23:1–23:21



Leibniz International Proceedings in Informatics

Schloss Dagstuhl – Leibniz-Zentrum für Informatik, Dagstuhl Publishing, Germany

surveys). However, finding an optimal coloring is known to be NP-hard, and compared to other NP-hard problems, like the travelling salesman problem or the knapsack problem, only relatively small instances can be solved to optimality. A generalization of the graph coloring problem is the *bandwidth coloring problem* (BCP). In this problem, every edge $\{u, v\}$ in the graph has an additional weight $d(\{u, v\})$, and for a coloring to be valid, the difference of the colors $c(u)$ and $c(v)$ must be at least $d(\{u, v\})$ (i.e. $|c(u) - c(v)| \geq d(\{u, v\})$). The goal is to minimize the largest used color. Note that for uniform edge distances $d(e) = 1$ for all edges $e \in E$, the BCP reduces to the GCP. The problem has applications in frequency assignment [5], where transmitters close to each other need to be assigned to sufficiently differing frequencies to prevent interference.

In this paper, we concentrate on exact approaches for solving the above mentioned problems GCP and BCP, in particular SAT approaches as well as integer linear programming (ILP) approaches, which are both state-of-the-art for solving coloring problems on graphs (see, e.g., [11, 14, 9, 8]).

SAT approaches are based on encoding the problem as a Boolean Satisfiability problem. A possible encoding consists of introducing color variables $x_{v,i}$, where a true assignment of $x_{v,i}$ represents assigning vertex v with color i (e.g., [11, 4]). Other methods are based on *Zykov's tree* induced by Zykov's deletion-contraction recurrence (e.g., [9, 8]), in which the models contain variables $s_{u,v}$ that encode if vertices u and v have the same or different colors. Heule, Karahalios and van Hove [11] have introduced the algorithm *CliColCom* in which they alternately solve a maximum clique problem and a graph coloring problem using SAT approaches, where the solution from one problem helps finding a solution for the other problem and vice versa. Most relevant to this work are the SAT encodings suggested by Tamura et al. [21] and Ansótegui et al. [1], which contains binary variables $y_{v,i}$ for every vertex v and possible color i , indicating if color i is smaller than vertex v . Although the experimental evaluation in [21] has shown that this encoding has dominated the assignment SAT encoding, these results have caught little attention in the recent literature.

The most natural ILP model is the *assignment-based* ILP model, which directly assigns colors to vertices by introducing binary variables $x_{v,i}$ that (similar to the color variables in SAT) decide if vertex v is assigned to color i . A drawback of this formulation is the presence of symmetries in the solution space: For a valid coloring, any permutation of the color labels provides another equivalent solution leading to a significant larger search space. Mendez-Diaz and Zabala [19] have suggested additional symmetry-breaking constraints, that completely eliminate this type of symmetry. Mutzel and Jabrayilov [13] have proposed ILP formulations, which are based on formulating the coloring problem as a partial-ordering problem (POP). This model suggests ordering the colors and placing the vertices relatively in this order, analogous to the ordering encoding in [21] and [1] for SAT. It has been shown that for sparse graphs, the simple assignment and partial-ordering based models show good performance [13] and that the partial-ordering based models dominate the assignment-based models. Furthermore, [14] have shown theoretical advantages of POP over the assignment ILP. A rather complex but also competitive ILP model is based on the *set covering* formulation [18] (see, e.g. [10]), which uses the fact that a coloring describes a partitioning of the vertices into independent sets, and contains a variable x_s for every independent set s in the graph, that decides if s is a set of vertices corresponding to a color class in the coloring. Because there can be an exponential amount of independent sets, the formulation cannot be solved using standard techniques and instead has to be solved using column generation methods.

For the bandwidth coloring problem, there mainly exist numerous heuristic algorithms [17]. Two exact approaches are presented in [5]. The first approach uses a constraint

programming formulation, which contains $|V|$ variables $x(v) \in [1, H]$ for $v \in V$ and $|E|$ constraints $|x(u) - x(v)| \geq d(\{u, v\})$ for every $\{u, v\} \in E$. The second one is based on the assignment-based ILP model, which contains constraints for every edge $\{u, v\}$ and every pair of colors i, j having a smaller difference than $d(\{u, v\})$. A drawback of this model is the high number of constraints, which depends on the size of the edge weights. We are not aware of any other exact approaches for the bandwidth coloring problem in the literature.

Our contribution. Motivated by the recent interest of the ILP community in partial-ordering based ILP models, we revisited SAT encodings of the partial-ordering based model for the GCP and generalize them to the BCP. For the GCP, we also strengthen the model using the symmetry-breaking constraints by Mendez-Diaz and Zabala [19] in order to eliminate the inherent symmetries in the solution space. Our experimental evaluation for the GCP shows that the partial-ordering based SAT encoding of the POP model outperforms the assignment-based SAT encoding as well as all evaluated ILP formulations from the literature on the DIMACS benchmark set.

Moreover, for the bandwidth coloring problem, we suggest a new modification of the partial-ordering based SAT and ILP models, which needs only one constraint per edge and color. Compared to the assignment based model for bandwidth coloring presented in [5], it has an asymptotically smaller number of constraints. This advantage of a more compact formulation size holds true for the SAT as well as the ILP formulations. Our computational experiments for the bandwidth coloring problem confirm that the new SAT encodings clearly outperform not only the classical assignment-based formulations but also the published state-of-the-art approaches. Our new SAT encodings solve much more instances to provable optimality within one hour of running time than the published approaches and have a significantly lower runtime on a large part of the instances.

2 State-of-the-art encodings

First, we present state-of-the-art encodings (models) that are relevant for our work. Subsequently, we discuss the state-of-the-art on exact solvers for the GCP and the BCP.

We use the following notation: For a graph $G = (V, E)$, we denote its vertex set by $V(G)$ and its edge set by $E(G)$. Each edge of an undirected graph is a 2-element subset $e = \{u, v\}$ of $V(G)$. The end vertices u, v of an edge $\{u, v\}$ are called adjacent vertices or neighbors. For given positive edge distances $d(u, v)$ for all $u, v \in V(G)$, we denote the average edge distance in G with \bar{d} . Each valid coloring partitions the vertices into independent sets, where each independent set corresponds to the set of vertices assigned to a specific color.

The formal definitions of the graph coloring variants studied in the paper are as follows. Given an undirected graph $G = (V, E)$, the *graph coloring problem* (GCP) asks for an assignment $c: V \rightarrow \mathbb{N}$ minimizing $\max_{v \in V} c(v)$, such that $c(u) \neq c(v)$ for all $\{u, v\} \in E$. Given an undirected graph $G = (V, E)$ and edge distances $d: E \rightarrow \mathbb{N}$, the *bandwidth coloring problem* (BCP) asks for an assignment $c: V \rightarrow \mathbb{N}$ satisfying $|c(u) - c(v)| \geq d(\{u, v\})$ for all $\{u, v\} \in E$, that minimizes $\max_{v \in V} c(v)$.

2.1 Integer programming formulations

In the next section, we discuss the ILP models that are relevant for this work. We use H to denote an arbitrary upper bound on the solutions of GCP and BCP, respectively. For example, a trivial upper bound for the GCP is $H = |V|$ and for the BCP is $H = |V| \cdot \max\{d_e : e \in E\}$.

2.1.1 The assignment models (ASS-I) and (ASS-I-B)

The classical ILP model for graph coloring is based on directly assigning a color $i = 1, \dots, H$ to each of the vertices $v \in V$. For this it introduces binary variables $x_{v,i} \in \{0, 1\}$ for each $i = 1, \dots, H$ and $v \in V$, which indicate if color i is assigned to vertex v (in this case $x_{v,i} = 1$, otherwise $x_{v,i} = 0$). To model the objective function, additional binary variables w_i for all colors $i = 1, \dots, H$ are introduced, which indicate if a color i is used. This model is given by:

$$\begin{aligned}
 \min \quad & \sum_{i=1}^H w_i \\
 \text{s.t.} \quad & \sum_{i=1}^H x_{v,i} = 1 && \forall v \in V && (1a) \\
 & x_{u,i} + x_{v,i} \leq w_i && \forall \{u, v\} \in E, i = 1, \dots, H && (1b) \\
 & w_i \leq \sum_{v \in V} x_{vi} && \forall i = 1, \dots, H && (1c) \\
 & w_i \leq w_{i-1} && \forall i = 2, \dots, H && (1d) \\
 & x_{v,i}, w_i \in \{0, 1\} && \forall v \in V, i = 1 \dots H && (1e)
 \end{aligned}$$

Equation (1a) ensures that each vertex is colored with exactly one color. Equation (1b) guarantees that adjacent vertices have different colors and that variable w_i is set to 1 if a vertex is colored with i . Finally, the objective minimizes the number of used colors. A main drawback of the original model using (1a), (1b), and (1e) only is that there are $\binom{H}{\chi}$ possibilities to select χ from H colors. This results in many optimal solutions that are symmetric to each other. In order to overcome this symmetry, Mendez-Diaz and Zabala [19] have suggested to add the constraints (1c) and (1d).

The model contains additional symmetries that arise due to the arbitrary labeling of the colors: For every valid solution, one can obtain an equivalent solution by swapping the labels of two colors. Mendez-Diaz and Zabala [19] propose additional constraints to break these symmetries:

$$x_{v,i} = 0 \quad \forall i > v, v \in 1, \dots, H \quad (2a)$$

$$x_{v,i} \leq \sum_{u=i-1}^{v-1} x_{u,i-1} \quad \forall v \in V \setminus \{1, |V|\}, i = 2, \dots, H \quad (2b)$$

The assignment model, strengthened with the symmetry-breaking constraints, has the form

$$\text{ASS-I : } \min \left\{ \sum_{i=1}^H w_i : x, w \text{ satisfy (1a)-(1e), (2a)-(2b)} \right\}.$$

Adaptation of the assignment model to the bandwidth coloring model

Dias et al. [5] suggested an extension to the assignment model to solve the bandwidth coloring problem. The idea is to modify the edge constraints (1b), such that for every edge e and every pair of colors i, j with $|i - j| < d(e)$, at most one of the two colors can be assigned to

the two incident vertices. The full model presented in the paper is given below:

$$\begin{aligned}
\text{ASS-I-B : } \min \quad & z_{max} \\
\text{s.t.} \quad & \sum_{i=1}^H x_{v,i} = 1 & \forall v \in V & (3a) \\
& x_{u,i} + x_{v,j} \leq 1 & \forall e = \{u, v\} \in E, & \\
& & \forall i, j = 1, \dots, H \text{ with } |i - j| < d(e) & (3b) \\
& z_{max} \geq i \cdot x_{v,i} & \forall v \in V, i = 1, \dots, H & (3c) \\
& x_{v,i} \in \{0, 1\}, z_{max} \in \mathbb{R} & \forall v \in V, i = 1, \dots, H & (3d)
\end{aligned}$$

To describe the largest used color, the formulation uses a continuous variable z_{max} instead of using H binary variables w_1, \dots, w_H , since in an optimal solution of the BCP the largest assigned color can be greater than the number $\sum_i^H w_i$ of assigned colors. Constraints (3c) ensure that if there is a vertex with color i , then the largest used color z_{max} is at least i , i.e. there is no used color larger than z_{max} . The correctness of the model has been shown in [5], we analyze the size of the model in the following.

► **Lemma 1.** *ASS-I-B contains $H \cdot |V| + 1$ variables and $(H + 1) \cdot |V| + H \cdot |E|(2\bar{d} - 1) - \sum_{e \in E} (d(e)^2 - d(e))$ constraints.*

Proof. Obviously, the model contains $H \cdot |V| + 1$ variables and $(H + 1) \cdot |V|$ constraints of type (3a) and (3c). The number of edge constraints in (3b) can be rewritten as

$$\begin{aligned}
\sum_{e \in E} |\{(i, j) \in 1, \dots, H : |i - j| < d(e)\}| &= \sum_{e \in E} \left(H \cdot (2d(e) - 1) - (d(e)^2 - d(e)) \right) \\
&= 2H \sum_{e \in E} d(e) - H|E| - \sum_{e \in E} (d(e)^2 - d(e)) \\
&= H \cdot |E|(2\bar{d} - 1) - \sum_{e \in E} (d(e)^2 - d(e)).
\end{aligned}$$

where \bar{d} is the average edge distance in G . The first equality can be derived as follows: For every color i , the interval of colors j satisfying $|i - j| < d(e)$ is $j \in [i - d(e) + 1, i + d(e) - 1]$. This interval contains exactly $2d(e) - 1$ elements, which for the H colors $i = 1, \dots, H$ leads to $H \cdot (2d(e) - 1)$ pairs (i, j) in total. However, we have to subtract the pairs we counted for which $j < 1$ or $j > H$. For every i with $i - d(e) < 1$, there exist exactly $d(e) - i$ pairs (i, j) for which $j < 1$: $(i, 0), (i, -1), \dots, (i, i - d(e) + 1)$. In total, we have $\sum_{i=1}^{d(e)} (d(e) - i) = (d(e)^2 - d(e))/2$ of such pairs. For $j > H$ the situation is symmetrical, leading to a total number of $d(e)^2 - d(e)$ of pairs we need to subtract for each edge. ◀

2.1.2 The partial-ordering based model (POP-I) for the GCP

Jabrayilov and Mutzel [13] have suggested to interpret the coloring problem as a partial-ordering problem (POP). An advantage of this model is that it has less inherent symmetries between the colors than the assignment model. This model considers the colors $1, \dots, H$ to be linearly ordered. Each vertex is then ordered relative to the colors, i.e., for each vertex its relative position with respect to the colors is determined. A color is then indirectly assigned to a vertex v if it is neither larger nor smaller than v . The variables $y_{v,i}$ for all $v \in V$ and $i = 1, \dots, H$ indicate if color i is smaller than vertex v . In case i is smaller than v in the partial order (denoted by $v \succ i$), we have $y_{v,i} = 1$, otherwise $y_{v,i} = 0$. The color of a vertex is then the smallest color that is not smaller than v , i.e., the color i for which $y_{v,i-1} - y_{v,i} = 1$

23:6 SAT Encoding of Partial Ordering Models for Graph Coloring Problems

or in the case $y_{v,1} = 0$ the color $i = 1$. The partial-ordering based model has the following form, where q is an isolated dummy vertex added to G :

$$\begin{aligned}
 \min \quad & 1 + \sum_{i=1}^H y_{q,i} \\
 \text{s.t.} \quad & y_{v,H} = 0 && \forall v \in V && (4a) \\
 & y_{v,i} - y_{v,i+1} \geq 0 && \forall v \in V, i = 1, \dots, H-1 && (4b) \\
 & y_{u,1} + y_{v,1} \geq 1 && \forall \{u, v\} \in E && (4c) \\
 & y_{u,i-1} - y_{u,i} + y_{v,i-1} - y_{v,i} \leq 1 && \forall \{u, v\} \in E, i = 2, \dots, H && (4d) \\
 & y_{q,i} - y_{v,i} \geq 0 && \forall v \in V, i = 1, \dots, H-1 && (4e) \\
 & y_{v,i} \in \{0, 1\} && \forall v \in V, i = 1, \dots, H && (4f)
 \end{aligned}$$

Constraints (4a)–(4c) ensure that each vertex receives exactly one color from $1, \dots, H$. Every adjacent pair of vertices must receive different colors. This is guaranteed by constraints (4d). Constraints (4e) enforce that there is no vertex $v \in V$ with $v \succ q$, i.e., the dummy vertex q has the largest used color. The objective function minimizes the number of colors $\sum_{i=1}^H y_{q,i}$ smaller than q incremented by one for the color assigned to q .

The variables of the partial-ordering based model and those of the assignment model are related in the following way:

$$\begin{aligned}
 x_{v,1} &= 1 - y_{v,1} && \forall v \in V && (5a) \\
 x_{v,i} &= y_{v,i-1} - y_{v,i} && \forall v \in V, i = 2, \dots, H && (5b)
 \end{aligned}$$

Using these equations, the symmetry-breaking constraints (2a)–(2b) can be modified for the partial-ordering based model:

$$(2a) \Rightarrow y_{v,v} = 0 \quad \forall v \in 1, \dots, H \quad (6a)$$

$$(2b) \Rightarrow y_{v,i} \leq \sum_{u=i-1}^{v-1} (y_{u,i-1} - y_{u,i}) \quad \forall v \in V \setminus \{1, |V|\}, i = 2, \dots, H \quad (6b)$$

The partial-ordering based model, strengthened with the symmetry-breaking constraints, has the form

$$\text{POP-I} : \min \left\{ 1 + \sum_{i=1}^H y_{q,i} : y \text{ satisfy (4a)–(4f), (6a)–(6b)} \right\}.$$

Notice that in [13] the vertex q is chosen from V . However, this would cause a conflict with the symmetry-breaking constraints. To avoid the conflict we add q as a new isolated vertex.

2.1.3 The hybrid partial-ordering based model (POPH-I)

Jabayilov and Mutzel [13] observed that for growing graph density, the constraint matrix of the model (POP-I) contains more nonzero elements than the (ASS-I) constraint matrix. This is due to constraints (4d), which are responsible for adjacent vertices having different colors and contain four nonzero coefficients instead of the three in the corresponding constraints (1b) in (ASS-I). To circumvent this problem, they suggest a hybrid model (POPH-I): In this

model, they include the variables $x_{v,i} \in \{0,1\}$ with the constraints (5a)-(5b) and substitute the constraints (4d) by:

$$x_{u,i} + x_{v,i} \leq 1 \quad \forall e = \{u, v\} \in E, i = 1, \dots, H \quad (7)$$

The hybrid model, strengthened with the symmetry-breaking constraints, has the form

$$\text{POPH-I} : \min \left\{ 1 + \sum_{i=1}^H y_{q,i} : x, y \text{ satisfy (1e), (4a)-(4b), (4e)-(4f), (5a), (5b), (7), (6a), (2b)} \right\}.$$

2.2 SAT encodings (ASS-S) and (ASS-S-B)

Similar to the ILP encoding, the assignment model for graph coloring can also be encoded as a Boolean Satisfiability Problem (SAT). Since SAT is a decision problem, we cannot directly optimize the number of used colors. To find the chromatic number of a graph, one therefore encodes the k -colorability problem (i.e., the problem of deciding if a given graph can be colored using k colors). The assignment constraints (1a) and (1b) are sufficient to model the k -colorability. These constraints can be encoded using the following clauses:

$$\bigvee_{i=1}^k x_{v,i} \quad \forall v \in V \quad (8a)$$

$$\neg x_{u,i} \vee \neg x_{v,i} \quad \forall \{u, v\} \in E, i = 1, \dots, k \quad (8b)$$

$$x_{v,i} \in \{True, False\} \quad \forall v \in V, i = 1, \dots, k$$

To encode that each vertex is also assigned to at most one color, one possible encoding is the sequential encoding [20], where the idea is to build a count-and-compare hardware circuit and translate it into conjunctive normal form (CNF). This encoding adds $3k - 4$ clauses and $k - 1$ auxiliary variables $s_{v,i}, i = 1, \dots, k - 1$ per vertex v :

$$\neg x_{v,i} \vee s_{v,i} \quad \forall v \in V, i = 1, \dots, k - 1 \quad (9a)$$

$$\neg s_{v,i-1} \vee s_{v,i} \quad \forall v \in V, i = 2, \dots, k - 1 \quad (9b)$$

$$\neg x_{v,i} \vee \neg s_{v,i-1} \quad \forall v \in V, i = 2, \dots, k - 1 \quad (9c)$$

$$\neg x_{v,k} \vee s_{v,k-1} \quad \forall v \in V \quad (9d)$$

We remark that enforcing each vertex to have at most one color is not strictly necessary, however, it may improve performance as it eliminates redundant solutions from the search space. In our initial experiments, only enforcing each vertex to have at least one color or using the standard binomial encoding for the at-least-1 constraints showed subpar performance.

Translating the symmetry-breaking constraints (2a)-(2b) adds the following clauses:

$$\neg x_{v,i} \quad \forall i > v, v \in 1, \dots, k \quad (10a)$$

$$\neg x_{v,i} \vee \bigvee_{u=i-1}^{v-1} x_{u,i-1} \quad \forall v \in V \setminus \{1, |V|\}, i = 2, \dots, k \quad (10b)$$

similar symmetry breaking was also used in [11, 23].

The SAT encoding of the assignment model, strengthened with these symmetry-breaking constraints, has the following form:

$$\text{ASS-S: consists of clauses (8a), (8b), (9a)-(9d), (10a), and (10b).}$$

Adaptation to the bandwidth coloring model

To extend the previous SAT formulation into a formulation for the bandwidth coloring problem, one can modify the edge clauses (8b) analogous to the ILP model (ASS-I-B). The new edge clauses are:

$$\neg x_{u,i} \vee \neg x_{v,j} \quad \forall e = \{u, v\} \in E, \forall i, j = 1, \dots, k \text{ with } |i - j| < d(e) \quad (11)$$

The SAT encoding of the assignment model for the BCP has the following form:

$$\text{ASS-S-B: consists of clauses (8a), (9a)–(9d), and (11).}$$

3 Formulations based on the partial-ordering approach

Here, we revisit the SAT encoding suggested by [21] and [1] for the GCP which also can be seen as the SAT-counterpart to the partial-ordering based ILP model. We suggest a modification of the symmetry-breaking constraints used in [19] for the partial-ordering based model that can be encoded into SAT in polynomial size and without adding new variables. Furthermore, we suggest a new hybrid version inspired by the (POPH-I) model.

3.1 SAT encodings based on partial-ordering: (POP-S) and (POPH-S)

$$\neg y_{v,k} \quad \forall v \in V \quad (12a)$$

$$y_{v,i} \vee \neg y_{v,i+1} \quad \forall v \in V, i = 1, \dots, k - 1 \quad (12b)$$

$$y_{u,1} \vee y_{v,1} \quad \forall \{u, v\} \in E \quad (12c)$$

$$\neg y_{u,i-1} \vee y_{u,i} \vee \neg y_{v,i-1} \vee y_{v,i} \quad \forall \{u, v\} \in E, i = 2, \dots, k \quad (12d)$$

$$y_{v,i} \in \{True, False\} \quad \forall v \in V, i = 1, \dots, k$$

The clauses (12a) guarantee that every vertex is at most as large as color k in the partial order. Clauses (12b) ensure the transitivity of the partial order, i.e., vertex v being larger than color i implies that it is also larger than color $i - 1$. Finally, clauses (12c)–(12d) enforce that adjacent vertices must get a different color. In total, the model contains $k \cdot |V|$ variables and $k \cdot (|V| + |E|)$ constraints. However, one can preassign the variables according to clauses (12a), reducing the number of variables to $(k - 1) \cdot |V|$ and the number of clauses to $k \cdot (|V| + |E|) - |V|$.

Note that the partial-ordering based model directly encodes that each vertex is assigned to *exactly* one color (in contrast, the assignment based model needs additional cardinality constraints to enforce this).

Adapting symmetry-breaking constraints for the POP-Model

The translation of the symmetry-breaking constraints (6a) into SAT is trivial:

$$\neg y_{v,v} \quad \forall v \in 1, \dots, k \quad (13)$$

A drawback of inequality (6b) is that translating it into a SAT encoding is no longer straightforward. However, we propose the following simplified inequality, that also eliminates all symmetries arising due to relabeling of the colors:

$$y_{v,i} \leq \sum_{u=i-1}^{v-1} y_{u,i-1} \quad \forall v \in V \setminus \{1, |V|\}, i = 2, \dots, H \quad (14)$$

► **Lemma 2.** *Inequalities (6a) and (14) guarantee that for all $i = 2, \dots, k$, the smallest vertex in color class i is larger than the smallest vertex in color class $i - 1$.*

Proof. In case $i = 2$, the claim follows directly from (6a). Assume, for contradiction, $i > 2$ is the greatest color such that for the smallest vertex v of i and the smallest vertex u of $i - 1$, it holds that $v < u$. Since we have $y_{v,i-1} = 1$, according to (14) there must exist a vertex $w \in i - 1, \dots, v - 1$, such that $y_{w,i-2} = 1$. Let w be the smallest of such vertices. From $u > v$ and from the fact that u and v are smallest vertices of colors $i - 1$ and i follows that vertex w cannot be colored with $i - 1$ or i . So w must be colored with a color $i^* \geq i + 1$. The construction of w implies that w is the smallest one of the vertices with colors $i, i + 1, \dots, i^*$. It follows that w of color i^* is smaller than the smallest vertex of color $i^* - 1$. This contradicts our assumption that i is the greatest color such that the smallest vertex of i is smaller than the smallest vertex of color $i - 1$. ◀

The advantage of (14) over the naive adaptation is that it can easily be encoded as a set of logical clauses:

$$\neg y_{v,i} \vee \bigvee_{u=i-1}^{v-1} y_{u,i-1} \quad \forall v \in V \setminus \{1, |V|\}, i = 2, \dots, k \quad (15)$$

The SAT encoding based on partial-ordering for the GCP has the following form:

POP-S: consists of clauses (12a)–(12d), (13) and (15).

3.1.1 Hybrid partial-ordering based SAT encoding for the GCP

One can also encode the hybrid partial-ordering based model as SAT. The clauses corresponding to (5a)–(5b) are:

$$x_{v,1} \vee y_{v,1} \quad \forall v \in V \quad (16a)$$

$$\neg x_{v,1} \vee \neg y_{v,1} \quad \forall v \in V \quad (16b)$$

$$\neg x_{v,i} \vee y_{v,i-1} \quad \forall v \in V, i = 2, \dots, k \quad (16c)$$

$$\neg x_{v,i} \vee \neg y_{v,i} \quad \forall v \in V, i = 2, \dots, k \quad (16d)$$

$$x_{v,i} \vee \neg y_{v,i-1} \vee y_{v,i} \quad \forall v \in V, i = 2, \dots, k \quad (16e)$$

The SAT encoding of the hybrid partial-ordering based model for the GCP has the following form:

POPH-S: consists of clauses (12a),(12b),(8b),(16a)–(16e), (13) and (10b).

3.2 Partial-ordering based ILP models (POP-I-B) and (POPH-I-B) for the BCP

To adapt the partial-ordering based model to the bandwidth coloring problem, one could follow the same approach that was used for the assignment model and use a constraint for every edge e and every pair of colors i, j with $|i - j| < d(e)$. However, we suggest an alternative approach, which takes advantage of the fact that the partial-ordering based model orders the vertices with respect to the colors to design a more efficient encoding. The idea of our approach is that the constraint $|c(u) - c(v)| \geq d(e)$ can equivalently be encoded as

23:10 SAT Encoding of Partial Ordering Models for Graph Coloring Problems

$c(u) \leq c(v) - d(e) \vee c(u) \geq c(v) + d(e)$, intuitively speaking, the color of v must be at least $d(e)$ greater or less than the color of u . This directly leads to the following implication:

$$c(u) = i \Rightarrow c(v) \leq i - d(e) \vee c(v) \geq i + d(e)$$

By definition, it holds that:

$$c(u) = i \Leftrightarrow y_{u,i-1} - y_{u,i} = 1$$

$$c(v) \leq i \Leftrightarrow y_{v,i} = 0$$

$$c(v) \geq i \Leftrightarrow y_{v,i-1} = 1$$

For the sake of convenience, we define $y_{v,i} := 1$ for $i < 1$ and $y_{v,i} := 0$ for $i > H$. Substituting the terms from the previous implication gives the following constraints:

$$y_{u,i-1} - y_{u,i} + y_{v,i-d(e)} - y_{v,i+d(e)-1} \leq 1 \quad \forall e = \{u, v\} \in E, i = 1, \dots, H. \quad (17)$$

Our new partial-ordering ILP model for the bandwidth coloring problem has the following form:

$$\text{POP-I-B: } \min \left\{ 1 + \sum_{i=1}^H y_{q,i} : y \text{ satisfy (4a), (4b), (17), (4e), (4f)} \right\}.$$

► **Observation 3.** *By Lemma 1, the number of constraints in the assignment model (ASS-I-B) is $(H + 1) \cdot |V| + H \cdot |E|(2\bar{d} - 1) - \sum_{e \in E} (d(e)^2 - d(e)) \stackrel{H \gg \bar{d}}{\cong} \mathcal{O}(H \cdot |E|(2\bar{d} - 1))$ and thus depends on both \bar{d} and H . In contrast, the number of constraints in the partial-ordering based model (POP-I-B) is in the order of $\mathcal{O}(H \cdot |E|)$ (by straightforward counting), and thus depends only indirectly on the edge weights (via H). This gives a size reduction in the order of $\mathcal{O}(\bar{d})$. This fact applies analogously to the corresponding SAT encodings.*

3.2.1 Hybrid partial-ordering ILP model for the BCP

Analogous to the ILP models for the GCP, one can also formulate a hybrid partial-ordering based model for the BCP having less nonzero terms in the edge constraints than the regular partial-ordering based model. The edge constraints for this model are:

$$x_{ui} + y_{v,i-d(e)} - y_{v,i+d(e)-1} \leq 1 \quad \forall e = \{u, v\} \in E, i = 1, \dots, H. \quad (18)$$

The model then has the following form:

$$\text{POPH-I-B: } \min \left\{ 1 + \sum_{i=1}^H y_{q,i} : x, y \text{ satisfy (1e), (4a), (4b), (4e)-(4f), (5a), (5b), (18)} \right\}.$$

3.3 SAT encodings (POP-S-B) and (POPH-S-B) based on partial-ordering for the BCP

The ILP formulations introduced in the previous section can easily be translated into SAT encodings. For the sake of convenience, we define $y_{v,i} := \text{True}$ for $i < 1$ and $y_{v,i} := \text{False}$ for $i > k$. The clauses corresponding to constraints (17) are:

$$\neg y_{u,i-1} \vee y_{u,i} \vee \neg y_{v,i-d(e)} \vee y_{v,i+d(e)-1} \quad \forall e = \{u, v\} \in E, i = 1, \dots, k. \quad (19)$$

which gives us the encoding POP-S-B as follows:

$$\text{POP-S-B: } \text{consists of clauses (12a),(12b), and (19).}$$

3.3.1 Hybrid partial-ordering SAT encoding for the BCP

The clauses corresponding to constraints (17) are:

$$\neg x_{u,i} \vee \neg y_{v,i-d(e)} \vee y_{v,i+d(e)-1} \quad \forall e = \{u, v\} \in E, i = 1, \dots, k. \quad (20)$$

which gives us the encoding POPH-S-B as follows:

POPH-S-B: consists of clauses (12a),(12b), (16a)–(16e) and (20).

4 Experimental evaluation

In our computational experiments, we evaluated the effectiveness of the partial-ordering based SAT encodings and compared them with state-of-the-art approaches. In particular, we were interested in a comparison of the partial-ordering based encoding with the assignment based SAT encoding (i.e., the basic SAT encoding) as well as the ILP formulations of the assignment and the partial-ordering based models. Moreover, we compared the models to state-of-the-art approaches. The implementation and the data is publically available on <https://github.com/s6dafabe/popsatgcpbc>.

4.1 Implementation details

We used the standard preprocessing techniques for graph coloring instances also used in [23, 13]:

- i A vertex u is dominated by a vertex v , $v \neq u$, if the neighborhood of u is a subset of the neighborhood of v . In this case, the vertex u can be deleted from G , the remaining graph can be colored, and at the end, u can get the same color as v .
- ii If a vertex v has a degree of less than L , where L is a lower bound on the chromatic number, then v can be deleted from G for the calculations. At the end, after the remaining graph has been colored, there is at least one used color left to color v that is not assigned to any of the neighbors of v .
- iii Any clique Q represents a lower bound, so one can precolor the vertices in a clique with colors $1, \dots, |Q|$, eliminating some of the variables. To fix as many variables as possible, one tries to find a clique Q of maximum size.

To reduce the graph as much as possible, we use reductions (i) and (ii) alternately until the graph cannot be reduced further. To compute the clique for (iii), we apply the randomised function `networkx.maximal_independent_set()` on the complement graph of G and choose the best clique out of $300 \cdot \frac{|E|}{|V|}$ iterations. Another refinement we use is that of all the largest cliques found, we use the one that has the largest cut. The motivation behind this is that precoloring a vertex v with a color i also fixes some variables of their neighbors, as it excludes coloring the neighbors of v with i . As the clique finding method is time consuming for large graphs, we limit the time for finding a clique to $100s$, after which we use the best clique found so far.

Because SAT is a decision problem, we need to solve a series of k -colorability problems to find the chromatic number of a graph. We found that using ascending linear search, i.e. starting from a lower bound $L(G)$ and testing satisfiability for $k = L(G), L(G) + 1, \dots, \chi(G)$ until the first satisfiable value for k is found, leads to the best results for the graph coloring problem. For the lower bound $L(G)$, we use the size of the clique found in preprocessing step (3). For the bandwidth coloring problem, we found that descending linear search, i.e. testing $k = H(G), H(G) - 1, \dots, \chi(G)$ leads to the best result. To compute an upper bound $H(G)$ for

the optimal value for the BCP, we use a simple greedy algorithm: In every iteration we select the vertex that has not yet been assigned a color and has the highest degree. We then assign the vertex to the smallest color that does not conflict with the colors of any neighbouring vertices that have already been colored.

Note that we omitted the preprocessing steps (i)-(iii) for the BCP, as they are not applicable for this problem: Because of the distance constraints, swapping the indices between colors may invalidate a coloring, therefore these colorings are not equivalent anymore. Similarly, fixing the colors of vertices in a clique may lead to the optimal solution being excluded.

4.2 Test setup and benchmark set

To solve the SAT encodings, we used the solver `kissat 3.1.1`¹, which has been successful in the 2022 SAT competition. The preprocessing and the generation of the SAT and ILP formulations were implemented in `Python 3.10` using the library `networkx 2.8.5`². For solving the ILP models, we used `Gurobi 10.0.2` single-threadedly. The machine used to evaluate the SAT and ILP formulations features an Intel Xeon Gold 6130@2.1GHz running CentOS Linux and 187 GB of memory (Benchmarks [2] user time: r500.5=4.87s). For comparison, we compiled the implementation of Heule, Karahalios and Hoeve [11] and tested it on the same machine. We also compiled the implementation of Held, Cook and Sewell [10] with the same Gurobi version. Because their implementation³ uses features of Gurobi that are incompatible with the first machine, this method had to be evaluated on a different machine having an AMD EPYC 7543P@2.8GHz and 257GB memory (Benchmarks [2] user time: r500.5=3.24s). For the graph coloring problem, we performed our experiments on a set of 134 DIMACS graphs [22] and additionally a set of 9 randomly generated instances by Michael Trick (the `R`-instances: Note that there exist 18 instances in total, however the instances are duplicated and the duplicates only differ in the node weights, which are irrelevant for standard graph coloring). Furthermore, we compare with the results reported in [11] of the method presented in [8]. For similar reasons as reported in Heule, Karahalios and van Hoeve [11], we did not compare to the work in [7], which claims strong results for graph coloring with a method using a relaxed Zykov encoding that is incrementally strengthened. The linked source code is currently incorrect, and the authors were unable to reproduce the results. For the bandwidth coloring problem, we used the `GEOM` set consisting of 33 graphs generated by Michael Trick [22]. We have set a time limit of 1 hour.

4.3 Experimental results for the graph coloring problem

Table 1 shows the number of solved instances for the 134 evaluated DIMACS instances for the SAT encodings of the assignment (`ASS-S`), the partial-ordering (`POP-S`), and the hybrid partial-ordering (`POPH-S`) based models, the corresponding ILP formulations (`ASS-I`), (`POP-I`), (`POPH-I`), the method by Held, Cook, and Sewell [10] (`EC`), the method of Heule, Karahalios and van Hoeve [11] (`CLICOL`) and the results of the method of Hebrard and

¹ <https://github.com/arminbiere/kissat/releases/tag/rel-3.1.1>, accessed 11.03.2024

² https://networkx.org/documentation/stable/release/release_2.8.5.html

³ <https://github.com/heldstephan/exactcolors>, accessed 11.03.2024

⁴ The code provided in the repository produced compile errors on our system, so we used the results of the experiments from [11] which did not contain the `R`-instances

set	ASS-S	POP-S	POPH-S	ASS-I	POP-I	POPH-I	EC[10]	CLICOL [11]	CDCL[8, 11] ⁴
DSJ	2	2	2	3	2	3	5	4	2
FullIns	14	14	14	12	11	12	5	14	14
Insertions	4	4	4	4	4	4	1	4	3
abb313GPI	1	1	1	0	0	0	0	0	0
anna	1	1	1	1	1	1	1	1	1
ash	3	3	3	3	3	3	0	3	3
david	1	1	1	1	1	1	1	1	1
flat	0	0	0	0	0	0	2	0	0
fpsol2	3	3	3	3	1	3	3	3	3
games120	1	1	1	1	1	1	1	1	1
homer	1	1	1	1	1	1	1	1	1
huck	1	1	1	1	1	1	1	1	1
inithx	3	3	3	3	1	3	3	3	3
jean	1	1	1	1	1	1	1	1	1
latin_square	0	0	0	0	0	0	0	0	0
le450	8	8	8	8	7	8	3	10	8
miles	5	5	5	5	5	5	5	5	5
mug	4	4	4	4	4	4	4	4	4
multsol	5	5	5	5	4	5	5	5	5
myciel	4	4	4	3	3	3	2	4	4
r	8	7	7	7	5	7	7	7	7
qg	3	3	3	1	0	2	0	3	3
queen	6	8	8	6	5	6	7	5	6
school1	2	2	2	2	2	2	1	2	1
wap0	3	5	5	0	0	1	1	4	1
will199GPI	1	1	1	1	1	1	1	1	1
zeroin	3	3	3	3	3	3	3	3	3
total	88	91	91	79	67	81	64	90	83

■ **Table 1** Number of solved DIMACS instances on the benchmark set for the GCP

Katsirelos [8] (CDCL) as reported in [11]. The first column of the table describes the class type and the subsequent columns show the number of solved instances for each model, out of the total number of tested instances. Table 2 shows the number of solved instances for the 9 R-instances. Unfortunately, the code provided [8] did not compile on our machine, therefore we used the results of the experiments performed in [11] for the algorithm CDCL. Note that the authors in [11] did not evaluate on the R instances, which is why they are missing in table 2. Note that for the ILP models, the large instances `DSJC1000.9`, `latin_square_10` and `qg.order100` resulted in out-of-memory exceptions. Also, the algorithm CLICOL does not seem to be robust for large instances, as it produced runtime errors for the instances `r1000.5`, `latin_square_10` and `wap04a`. The bold items in the table highlight the instance types for which the POP encodings solved more instances than the other methods.

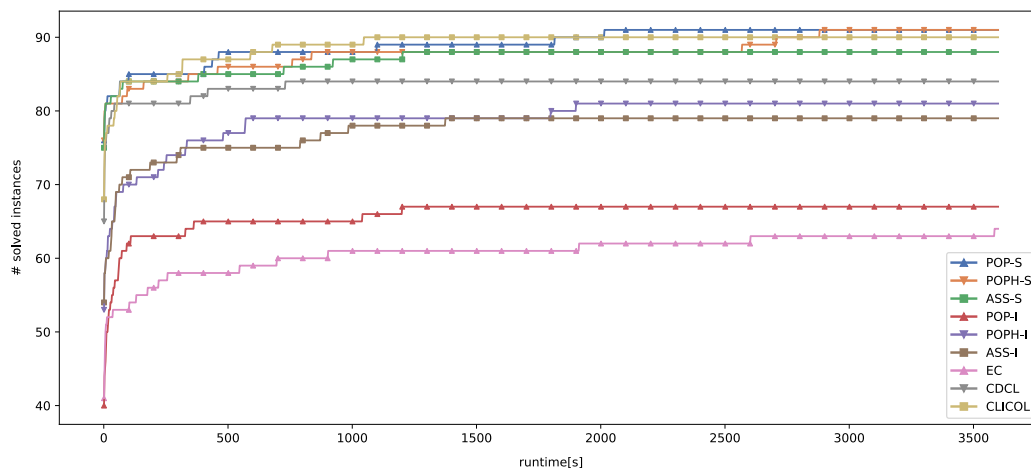
We can see that (POP-S), (POPH-S) solved the most DIMACS instances (91/134), followed closely by CLICOL (90/134). Furthermore, the POP based SAT encodings were able to solve three more instances than (ASS-S), and there was only one instance that was solved by (ASS-S) but not by the POP based SAT encodings. The POP encodings performed especially well on the `wap0`-class, as they solved the instances `wap01a`, `wap02a` and `wap08a`, which were only closed recently [11].

set	ASS-S	POP-S	POPH-S	ASS-I	POP-I	POPH-I	EC[10]	CLICOL [11]
R50	3	3	3	3	3	3	3	3
R75	2	2	2	2	1	2	3	3
R100	2	2	2	2	1	2	3	2
total	7	7	7	7	5	7	9	8

■ **Table 2** Number of solved instances on the R-instances

For the R-instances, we can see that all four SAT methods perform similarly, with CLICOL slightly outperforming the three simple encodings. (ASS-I) and (POPH-I) also solve the same amount of instances as the three evaluated SAT encodings. EC performs the best, solving all instances, while (POP-I) performs the worst, which is to be expected, as the instance set contains many instances with medium and high density, for which EC typically performs well and (POP-I) typically performs poorly.

It can be observed that the SAT encodings generally outperform the ILP formulations: All of the three evaluated SAT encodings solve more instances than all three ILP formulations, even though the underlying models are very similar. A reason for this observed behaviour is that the LP-relaxations of the assignment and the partial-ordering based models are very weak, which in turn causes the lower bounds derived from the LP-relaxations to be weak. ILP solvers spend a lot of time calculating LP-relaxations during branching to bound the search tree, however, as argued before this technique is not effective for these particular formulations. On the other hand, the clause-learning methods employed by modern SAT-Solvers may work better in this context because they do not rely on the strength of the LP-Relaxation.



■ **Figure 1** Number of DIMACS instances solved within a given runtime for the GCP

Figure 1 visualizes for each model the number of instances, which can be solved within a time limit of 1, 2, ..., 3600 seconds. We omitted the R instances in this figure for better comparability. We can see that (POP-S) and (POPH-S) solve more instances than (ASS-S) independent of the considered time limit. Generally, (POP-S), (POPH-S) and CLICOL are the best approaches and perform similarly. An interesting observation is that for the ILP formulations, the POP formulation performs far worse than the other two formulations (ASS-I) and (POPH-I), while for the SAT encodings, (POP-S) and (POPH-S) show almost

identical performance (with (POP-S) even being slightly better). Jabrayilov and Mutzel [13] argued that one weakness of the POP ILP formulation lies in the denser constraint matrix, which is caused by the POP model containing 4 variables in the constraints enforcing differing colors for connected vertices. However, this does not seem to impact the performance of the SAT encoding.

In total (for DIMACS and R-instances combined), (POP-S), (POPH-S) and CLICOL solved the most instances (98/143). One interesting thing to note is that although (POP-S)/(POPH-S) and CLICOL solved the same number of instances, they solved a different set of instances. For example (POP-S)/(POPH-S) is particularly advantageous on the **queen** instances, while CLICOL shows superior performance on the **1e450** instances. We want to remark that the CLICOL approach uses the assignment-based SAT encoding as a sub-algorithm and combines it with a more sophisticated method of finding an initial clique used for precoloring. An interesting idea could be to use the partial-ordering based SAT encoding in the CLICOL framework to try and combine the advantages of both methods.

4.4 Experimental results for the bandwidth coloring problem

set	#inst.	ASS-S-B	POP-S-B	POPH-S-B	ASS-I-B	POP-I-B	POPH-I-B	DFMM[5] ⁵
GEOM[20-50]	4	4	4	4	4	4	4	4
GEOM[20a-50a]	4	4	4	4	4	4	3	4
GEOM[20b-50b]	4	4	4	4	4	4	4	4
GEOM[60-90]	4	4	4	4	4	4	4	4
GEOM[60a-90a]	4	4	4	4	1	1	0	4
GEOM[60b-90b]	4	3	4	4	0	0	1	3
GEOM[100-120]	3	3	3	3	3	0	0	1
GEOM[100a-120a]	3	0	3	3	0	0	0	1
GEOM[100b-120b]	3	0	2	2	0	0	0	1
#solved	33	26	32	32	20	17	16	26

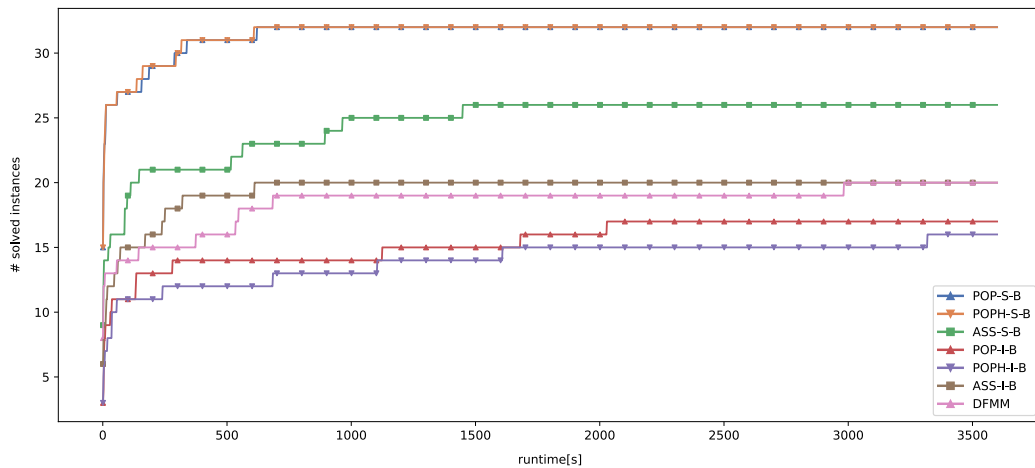
■ **Table 3** Number of solved GEOM instances for the BCP

Table 3 shows the number of solved instances for the 33 evaluated bandwidth coloring instances for the SAT encodings of the assignment (ASS-S-B), the partial-ordering (POP-S-B), the hybrid partial-ordering (POPH-S-B) based models, the corresponding ILP formulations (ASS-I-B), (POP-I-B), (POPH-I-B), and the constraint programming results of the method by Dias et al. [5] from the literature. Note that the ILP formulation of the assignment model is equivalent to the model MinGEQ-CDGP-IP used in [5].

We can see that (POP-S-B) and (POPH-S-B) solve the most instances, followed by (ASS-S-B) and the constraint programming approach used in [5]. Note that the time limit used in [5] is 24 hours compared to just 1 hour in our experiments. Interestingly, one can observe an opposite trend for the ILP formulations, where the POP formulations are weaker than the assignment formulations. This may be caused by the denser constraint matrices of the POP formulations as argued before, which do not have an impact on the performance of the SAT encodings.

Figure 2 shows the number of solved instances within a time limit of 1, 2, ..., 3600 seconds. One can see that the performance of (POP-S-B) and (POPH-S-B) is nearly identical and that

⁵ The authors did not provide the code, so we used the results as reported in [5]. We remark that the used time limit in the paper was 24 hour compared to 1 hour in our experiments



■ **Figure 2** Number of GEOM instances solved within a given runtime for the BCP

the two models dominate the other approaches. In particular, the second best approaches (ASS-S-B and constraint programming) solved 26 instances in total, which (POP-S-B) and (POPH-S-B) both solved in less than 10 seconds; after less than 700 seconds, the POP encodings solved all but one of the 33 GEOM instances to optimality. To our knowledge, this is the first time the instances GEOM90b, GEOM100a, GEOM100b, GEOM110a, GEOM110b and GEOM120a were solved to optimality.

5 Conclusion

In this paper, we have revisited the partial-ordering based ILP and SAT formulations for the graph coloring problem and have suggested new models for the bandwidth coloring problem based on partial-ordering models.

Our computational study on the graph coloring problem suggests that all three SAT encodings perform similar, with (POP-S) and (POPH-S) solving slightly more instances (98/143) than (ASS-S) (95/143). This holds true for every timelimit up to 1 hour. Moreover, the SAT encodings solve more instances than the ILP formulations. Compared to state-of-the-art approaches, the tested SAT based approaches solved more instances than the approach based on the set cover ILP formulations and have shown to be particularly advantageous for sparse graphs. Moreover, the tested SAT based encodings also solved more instances than reported in [8] and the same amount of instances as [11]. Specifically, (POP-S) and (POPH-S) have proven to be effective on the *wap0*- and *queen*-instances. We also remark that the partial-ordering based encodings are as easy to use as the classical assignment-based encodings. As (POP-S) and (POPH-S) have shown superior performance compared to (ASS-S), an interesting line of research could therefore be to incorporate the encodings into other SAT-based frameworks, such as the method presented in [11].

Concerning the bandwidth coloring problem, we have seen that the new POP-based SAT formulations dominate the exact state-of-the-art methods. Compared to the ILP formulations and the constraint programming approach, the SAT-encodings of the POP-based model solve the most instances by far and have a significantly lower runtime on a large part of the instances. This is consistent with the theoretical advantage of the partial-ordering based model, which has an asymptotically smaller formulation size compared to the assignment

based model.

6 Acknowledgment

We are grateful for the valuable remarks of the referees, which helped to improve the paper.

References

- 1 Carlos Ansótegui and Felip Manyà. Mapping problems with finite-domain variables into problems with boolean variables. In *SAT 2004 - The Seventh International Conference on Theory and Applications of Satisfiability Testing, 10-13 May 2004, Vancouver, BC, Canada, Online Proceedings*, 2004. URL: <http://www.satisfiability.org/SAT04/programme/53.pdf>.
- 2 Benchmarking machines and testing solutions. <http://mat.gsia.cmu.edu/COLOR02/BENCHMARK/benchmark.tar>, 2002.
- 3 Gregory J. Chaitin, Marc A. Auslander, Ashok K. Chandra, John Cocke, Martin E. Hopkins, and Peter W. Markstein. Register allocation via coloring. *Computer Languages*, 6(1):47–57, 1981. URL: <https://www.sciencedirect.com/science/article/pii/0096055181900485>, doi:10.1016/0096-0551(81)90048-5.
- 4 Munmun Dey and Amitava Bagchi. Satisfiability methods for colouring graphs. In *ACER 2013*, volume 3, pages 135–147, 03 2013. doi:10.5121/csit.2013.3213.
- 5 Bruno Dias, Rosiane De Freitas Rodrigues, Nelson Maculan, and Philippe Michelon. Integer and constraint programming approaches for providing optimality to the bandwidth multicoloring problem. *RAIRO - Operations Research*, 55:S1949–S1967, 06 2021. doi:10.1051/ro/2020065.
- 6 Assefaw Hadish Gebremedhin, Fredrik Manne, and Alex Pothén. What color is your jacobian? Graph coloring for computing derivatives. *SIAM Review*, 47(4):629–705, 2005. arXiv:<https://doi.org/10.1137/S0036144504444711>, doi:10.1137/S0036144504444711.
- 7 Gael Glorian, Jean-Marie Lagniez, Valentin Montmirail, and Nicolas Szczechanski. An incremental SAT-based approach to the graph colouring problem. In Thomas Schiex and Simon de Givry, editors, *Principles and Practice of Constraint Programming - 25th International Conference, CP 2019*, volume 11802 of *Lecture Notes in Computer Science*, pages 213–231. Springer, 2019. doi:10.1007/978-3-030-30048-7_13.
- 8 Emmanuel Hebrard and George Katsirelos. Clause learning and new bounds for graph coloring. In *Proceedings of the Twenty-Eighth International Joint Conference on Artificial Intelligence, IJCAI-19*, pages 6166–6170, 7 2019. doi:10.24963/ijcai.2019/856.
- 9 Emmanuel Hebrard and George Katsirelos. Constraint and satisfiability reasoning for graph coloring. *J. Artif. Intell. Res.*, 69:33–65, 2020. URL: <https://doi.org/10.1613/jair.1.11313>, doi:10.1613/JAIR.1.11313.
- 10 Stephan Held, William Cook, and Edward Sewell. Maximum-weight stable sets and safe lower bounds for graph coloring. *Mathematical Programming Computation*, 4, 12 2012. doi:10.1007/s12532-012-0042-3.
- 11 Marijn J. H. Heule, Anthony Karahalios, and Willem-Jan van Hoeve. From Cliques to Colorings and Back Again. In Christine Solnon, editor, *28th International Conference on Principles and Practice of Constraint Programming (CP 2022)*, volume 235 of *Leibniz International Proceedings in Informatics (LIPIcs)*, pages 26:1–26:10, Dagstuhl, Germany, 2022. Schloss Dagstuhl – Leibniz-Zentrum für Informatik. URL: <https://drops-dev.dagstuhl.de/entities/document/10.4230/LIPIcs.CP.2022.26>, doi:10.4230/LIPIcs.CP.2022.26.
- 12 Thore Husfeldt. Graph colouring algorithms, 2015. arXiv:1505.05825.
- 13 Adalat Jabrayilov and Petra Mutzel. New integer linear programming models for the vertex coloring problem. In Michael A. Bender, Martin Farach-Colton, and Miguel A. Mosteiro, editors, *LATIN 2018: Theoretical Informatics - 13th Latin American Symposium, Buenos Aires, Argentina, April 16-19, 2018, Proceedings*, volume 10807 of *Lecture Notes in Computer Science*, pages 640–652. Springer, 2018. doi:10.1007/978-3-319-77404-6_47.

- 14 Adalat Jabrayilov and Petra Mutzel. Strengthened partial-ordering based ILP models for the vertex coloring problem. *CoRR*, abs/2206.13678, 2022. URL: <https://doi.org/10.48550/arXiv.2206.13678>, [arXiv:2206.13678](https://arxiv.org/abs/2206.13678), doi:10.48550/ARXIV.2206.13678.
- 15 Frank Thomson Leighton. A graph coloring algorithm for large scheduling problems. *Journal of research of the National Bureau of Standards*, 84 6:489–506, 1979. URL: <https://api.semanticscholar.org/CorpusID:16043293>.
- 16 Enrico Malaguti and Paolo Toth. A survey on vertex coloring problems. *Int. Trans. Oper. Res.*, 17:1–34, 2010. URL: <https://api.semanticscholar.org/CorpusID:9199689>.
- 17 Rafael Marti, Francisco Gortázar, and Abraham Duarte. Heuristics for the bandwidth colouring problem. *Int. J. Metaheuristics*, 1:11–29, 01 2010. doi:10.1504/IJMHEUR.2010.033121.
- 18 Anuj Mehrotra and Michael A. Trick. A column generation approach for graph coloring. *INFORMS J. Comput.*, 8:344–354, 1996. URL: <https://api.semanticscholar.org/CorpusID:13978746>.
- 19 Isabel Méndez-Díaz and Paula Zabala. A cutting plane algorithm for graph coloring. *Discrete Applied Mathematics*, 156(2):159–179, 2008. Computational Methods for Graph Coloring and it's Generalizations. URL: <https://www.sciencedirect.com/science/article/pii/S0166218X0700100X>, doi:10.1016/j.dam.2006.07.010.
- 20 Carsten Sinz. Towards an optimal CNF encoding of boolean cardinality constraints. In Peter van Beek, editor, *Principles and Practice of Constraint Programming - CP 2005, 11th*, volume 3709 of *Lecture Notes in Computer Science*, pages 827–831. Springer, 2005. doi:10.1007/11564751_73.
- 21 Naoyuki Tamura, Akiko Taga, Satoshi Kitagawa, and Mutsunori Banbara. Compiling finite linear csp into sat. *Constraints*, 14(2):254–272, 2009.
- 22 Michael Trick. DIMACS graph coloring instances. <https://mat.tepper.cmu.edu/COLOR04/>, 2002.
- 23 Allen Van Gelder. Another look at graph coloring via propositional satisfiability. *Discrete Applied Mathematics*, 156(2):230–243, 2008. Computational Methods for Graph Coloring and it's Generalizations. URL: <https://www.sciencedirect.com/science/article/pii/S0166218X07001084>, doi:10.1016/j.dam.2006.07.016.

A Detailed results of the nine models for the 143 DIMACS instances for the GCP

Instance	V	E	POP-S			POPH-S			ASS-S			POP-I			POPH-I			ASS-I			EC	CLICOL	CDCL ⁶
			lb	ub	time[s]	lb	ub	time[s]	lb	ub	time[s]	lb	ub	time[s]	lb	ub	time[s]	lb	ub	time[s]			
1-FullIns_3	30	100	4	4	0.0	4	4	0.0	4	4	0.0	4	4	0.0	4	4	0.0	4	4	0.0	0.0	0.2	0
1-FullIns_4	93	593	5	5	0.1	5	5	0.1	5	5	0.1	5	5	0.1	5	5	0.2	5	5	0.1	3600.1	0.1	0
1-FullIns_5	282	3247	6	6	0.5	6	6	0.6	6	6	0.5	6	6	361.2	6	6	242.9	6	6	29.4	3600.5	0.3	0
1-Insertions_4	67	232	5	5	1.4	5	5	1.2	5	5	1.0	5	5	71.7	5	5	480.4	5	5	106.9	3600.1	1.9	3600.0
1-Insertions_5	202	1227	4	6	3600.0	4	6	3600.0	4	6	3600.0	4	6	3600.0	4	6	3600.0	4	6	3600.0	3602.6	3600.0	3600.0
1-Insertions_6	607	6337	4	7	3600.0	4	7	3600.0	4	7	3600.0	4	7	3600.1	4	7	3600.0	4	7	3600.0	3600.0	3600.0	3600.0
2-FullIns_3	52	201	5	5	0.0	5	5	0.0	5	5	0.0	5	5	0.0	5	5	0.0	5	5	0.0	0.0	0.5	0
2-FullIns_4	212	1621	6	6	0.0	6	6	0.0	6	6	0.1	6	6	1.8	6	6	0.4	6	6	0.2	3600.1	0.1	0
2-FullIns_5	852	12201	7	7	0.7	7	7	0.6	7	7	0.8	6	7	3600.0	7	7	1899.5	7	7	983.6	3602.5	3.2	20
2-Insertions_3	37	72	4	4	0.0	4	4	0.0	4	4	0.0	4	4	0.1	4	4	0.1	4	4	0.1	220.2	0.1	0
2-Insertions_4	149	541	3	5	3600.0	3	5	3600.0	3	5	3600.0	4	5	3600.0	4	5	3600.0	4	5	3600.0	3601.5	3600.0	3600.0
2-Insertions_5	597	3936	3	6	3600.0	3	6	3600.0	3	6	3600.0	3	6	3600.1	3	6	3600.0	3	6	3600.0	3600.0	3600.0	3600.0
3-FullIns_3	80	346	6	6	0.1	6	6	0.1	6	6	0.1	6	6	0.0	6	6	0.0	6	6	0.0	0.0	0.5	0
3-FullIns_4	405	3524	7	7	0.1	7	7	0.1	7	7	0.1	7	7	7.6	7	7	1.4	7	7	0.4	3600.2	0.4	0
3-FullIns_5	2030	33751	8	8	4.1	8	8	5.9	8	8	5.8	7	8	3600.0	7	8	3600.0	7	8	3600.0	3602.9	43.0	0
3-Insertions_3	56	110	4	4	0.0	4	4	0.0	4	4	0.0	4	4	0.8	4	4	1.1	4	4	1.4	3600.1	0.2	1
3-Insertions_4	281	1046	3	5	3600.0	3	5	3600.0	3	5	3600.0	3	5	3600.0	4	5	3600.0	4	5	3600.0	3613.8	3600.0	3600.0
3-Insertions_5	1406	9695	3	6	3600.0	3	6	3600.0	3	6	3600.0	3	6	3600.1	3	6	3600.0	3	6	3600.0	3600.0	3600.0	3600.0
4-FullIns_3	114	541	7	7	0.1	7	7	0.1	7	7	0.0	7	7	0.0	7	7	0.0	7	7	0.0	0.0	0.2	0
4-FullIns_4	690	6650	8	8	0.4	8	8	0.5	8	8	0.6	8	8	60.1	8	8	0.6	8	8	0.5	3600.7	1.2	0
4-FullIns_5	4146	77305	9	9	63.8	9	9	93.3	9	9	75.6	8	9	3600.0	8	9	3600.0	8	9	3600.0	3629.8	678.1	730
4-Insertions_3	79	156	4	4	0.1	4	4	0.1	4	4	0.2	4	4	17.5	4	4	15.7	4	4	48.3	3600.2	0.2	417
4-Insertions_4	475	1795	3	5	3600.0	3	5	3600.0	3	5	3600.0	3	5	3600.0	3	5	3600.0	3	5	3600.0	3600.0	3600.0	3600.0
5-FullIns_3	154	792	8	8	0.2	8	8	0.1	8	8	0.2	8	8	0.0	8	8	0.0	8	8	0.0	0.0	0.4	0
5-FullIns_4	1085	11395	9	9	1.1	9	9	1.4	9	9	3.1	9	9	31.8	9	9	0.9	9	9	0.9	3600.3	7.0	0
abb313GPIA	1555	53356	9	9	0.5	9	9	0.2	9	9	0.2	8	9	3600.1	8	10	3600.0	8	9	3600.0	3600.0	3600.0	3600.0
anna	138	493	11	11	0.0	11	11	0.0	11	11	0.0	11	11	0.0	11	11	0.0	11	11	0.0	0.0	0.4	0
ash313GPIA	662	4181	4	4	0.1	4	4	0.1	4	4	0.1	4	4	6.3	4	4	16.0	4	4	28.6	3611.7	0.2	0
ash608GPIA	1216	7844	4	4	0.1	4	4	0.1	4	4	0.0	4	4	10.7	4	4	34.1	4	4	74.3	3600.0	0.5	4
ash958GPIA	1916	12506	4	4	0.1	4	4	0.1	4	4	0.1	4	4	57.5	4	4	217.9	4	4	872.6	3600.0	1.4	29
david	87	406	11	11	0.1	11	11	0.0	11	11	0.0	11	11	0.0	11	11	0.0	11	11	0.0	0.0	0.0	0
DSJC1000.1	1000	49629	6	27	3600.0	6	27	3600.0	6	27	3600.0	6	0	3600.0	6	0	3600.0	6	0	3600.0	3600.0	3600.0	3600.0
DSJC1000.5	1000	249826	16	115	3600.0	16	115	3600.0	16	115	3600.0	14	0	3603.0	14	0	3600.1	14	0	3600.8	3600.0	3600.0	3600.0
DSJC1000.9	1000	449449	60	299	3600.0	59	299	3600.0	59	299	3600.0	-	-	-	-	-	-	-	-	-	3600.0	3600.0	3600.0
DSJC125.1	125	736	5	5	0.0	5	5	0.1	5	5	0.1	5	5	1.4	5	5	2.5	5	5	2.1	102.7	0.1	0
DSJC125.5	125	3891	13	22	3600.0	13	22	3600.0	13	22	3600.0	11	20	3600.0	13	0	3600.0	13	19	3600.0	3600.5	3600.0	3600.0
DSJC125.9	125	6961	38	51	3600.0	38	51	3600.0	38	51	3600.0	35	47	3600.0	41	44	3600.0	42	44	3600.0	6.2	3600.0	3600.0
DSJC250.1	250	3218	5	10	3600.0	6	10	3600.0	6	10	3600.0	5	10	3600.0	5	10	3600.0	5	10	3600.0	3600.0	3600.0	3600.0
DSJC250.5	250	15668	14	37	3600.0	14	37	3600.0	14	37	3600.0	12	0	3600.0	15	0	3600.0	14	0	3600.0	3606.8	3600.0	3600.0
DSJC250.9	250	27897	44	92	3600.0	44	92	3600.0	44	92	3600.0	41	0	3600.1	47	0	3600.0	43	0	3600.0	3604.0	3600.0	3600.0
DSJC500.1	500	12458	6	16	3600.0	6	16	3600.0	6	16	3600.0	6	0	3600.0	6	0	3600.0	6	0	3600.0	3600.0	3600.0	3600.0
DSJC500.5	500	62624	15	65	3600.0	15	65	3600.0	15	65	3600.0	13	0	3600.2	14	0	3600.0	13	0	3600.0	3600.0	3600.0	3600.0
DSJC500.9	500	112437	53	170	3600.0	53	170	3600.0	53	170	3600.0	48	0	3600.1	47	0	3600.0	47	0	3600.0	3637.7	3600.0	3600.0
DSJR500.1	500	3555	12	12	0.0	12	12	0.0	12	12	0.0	12	12	1.2	12	12	0.3	12	12	0.2	255.1	0.9	0
DSJR500.1c	500	121275	81	89	3600.0	80	89	3600.0	80	89	3600.0	74	0	3600.1	81	0	3600.0	75	89	3600.3	695.1	52.8	3600.0
DSJR500.5	500	58862	122	131	3600.0	122	131	3600.0	122	131	3600.0	115	0	3600.1	122	122	334.5	122	122	1373.1	2602.2	65.8	3600.0
flat1000_50_0	1000	245000	16	114	3600.0	16	114	3600.0	16	114	3600.0	14	0	3601.3	14	0	3600.0	14	0	3600.0	3600.0	3600.0	3600.0
flat1000_60_0	1000	245830	16	114	3600.0	16	114	3600.0	16	114	3600.0	13	0	3601.2	13	0	3600.0	13	0	3600.0	3600.0	3600.0	3600.0
flat1000_76_0	1000	246708	16	115	3600.0	16	115	3600.0	16	115	3600.0	13	0	3601.1	13	0	3600.3	13	0	3600.8	3600.0	3600.0	3600.0
flat300_20_0	300	21375	14	42	3600.0	14	42	3600.0	14	42	3600.0	11	0	3600.2	13	0	3600.0	13	0	3600.0	545.8	3600.0	3600.0
flat300_26_0	300	21633	14	41	3600.0	14	41	3600.0	14	41	3600.0	12	0	3600.1	13	0	3600.0	13	0	3600.0	901.4	3600.0	3600.0
flat300_28_0	300	21695	14	42	3600.0	14	42	3600.0	14	42	3600.0	12	0	3600.1	14	0	3600.0	14	0	3600.0	3613.3	3600.0	3600.0
fpsol2.i.1	269	11654	65	65	0.1	65	65	0.1	65	65	0.1	65	65	1.2	65	65	0.3	65	65	0.3	0.4	0.6	0
fpsol2.i.2	363	8691	30	30	0.1	30	30	0.2	30	30	0.0	28	30	3600.0	30	30	0.2	30	30	0.4	0.4	0.3	0
fpsol2.i.3	363	8688	30	30	0.0	30	30	0.0	30	30	0.0	29	30	3600.0	30	30	0.2	30	30	0.4	0.4	0.1	0
games120	120	638	9	9	0.0	9	9	0.0	9	9	0.0	9	9	0.0	9	9	0.0	9	9	0.0	0.0	0.1	0
homer	556	1629	13	13	0.0	13	13	0.0	13	13	0.0	13	13	61.2	13	13	0.1	13	13	0.1	0.1	0.30	0
huck	74	301	11	11	0.0	11	11	0.0	11	11	0.0	11	11	0.2	11	11	0.0	11	11	0.0	0.0	0.1	0
inithx.i.1	519	18707	54	54	0.1	54	54	0.0	54	54	0.1	54	54	0.8	54	54	0.3	54	54	0.3	1.3	0.3	0
inithx.i.2	558	13979	31	31	0.1	31	31	0.0	31	31	0.1	29	31	3600.0	31	31	0.2	31	31	0.4	0.2	0.4	0
inithx.i.3	559	13969	31	31	0.1	31	31	0.2	31	31	0.1	29	31	3600.0	31	31	0.2	31					

23:20 SAT Encoding of Partial Ordering Models for Graph Coloring Problems

Instance	V	E	POP-S			POPH-S			ASS-S			POP-I			POPH-I			ASS-I			EC	CLICOL	CDCL
			lb	ub	time[s]	lb	ub	time[s]	lb	ub	time[s]	lb	ub	time[s]	lb	ub	time[s]	lb	ub	time[s]			
le450_25c	450	17343	25	29	3600.0	25	29	3600.0	25	29	3600.0	25	29	3600.0	25	28	3600.0	25	29	3600.1	3690.4	3600.0	3600.0
le450_25d	450	17425	25	29	3600.0	25	29	3600.0	25	29	3600.0	25	29	3600.1	25	28	3600.0	25	29	3600.0	3637.8	3600.0	3600.0
le450_5a	450	5714	5	5	0.1	5	5	0.0	5	5	0.0	5	5	108.5	5	5	23.2	5	5	62.9	3600.0	0.1	41
le450_5b	450	5734	5	5	0.0	5	5	0.0	5	5	0.0	5	5	328.8	5	5	41.2	5	5	47.6	3600.0	0.1	9
le450_5c	450	9803	5	5	0.0	5	5	0.1	5	5	0.0	5	5	92.4	5	5	47.5	5	5	19.3	3600.0	0.1	2
le450_5d	450	9757	5	5	0.1	5	5	0.1	5	5	0.0	5	5	19.8	5	5	49.8	5	5	46.8	3584.7	0.1	2
miles1000	128	3216	42	42	0.1	42	42	0.1	42	42	0.1	42	42	0.5	42	42	0.1	42	42	0.1	0.1	0.6	0
miles1500	128	5198	73	73	0.1	73	73	0.2	73	73	0.2	73	73	0.5	73	73	0.3	73	73	0.3	0.1	0.1	0
miles250	125	387	8	8	0.1	8	8	0.0	8	8	0.0	8	8	0.0	8	8	0.0	8	8	0.0	0.0	0.1	0
miles500	128	1170	20	20	0.1	20	20	0.0	20	20	0.1	20	20	0.0	20	20	0.0	20	20	0.0	0.0	0.1	0
miles750	128	2113	31	31	0.0	31	31	0.0	31	31	0.0	31	31	0.1	31	31	0.1	31	31	0.1	0.0	0.1	0
mug100_1	100	166	4	4	0.1	4	4	0.0	4	4	0.0	4	4	0.2	4	4	0.1	4	4	0.2	0.6	0.1	0
mug100_25	100	166	4	4	0.0	4	4	0.0	4	4	0.0	4	4	0.2	4	4	0.4	4	4	0.2	0.5	0.1	0
mug88_1	88	146	4	4	0.0	4	4	0.0	4	4	0.0	4	4	0.1	4	4	0.1	4	4	0.2	0.3	0.1	0
mug88_25	88	146	4	4	0.0	4	4	0.0	4	4	0.0	4	4	0.2	4	4	0.1	4	4	0.2	0.3	0.1	0
mulsol.i.1	138	3925	49	49	0.0	49	49	0.1	49	49	0.1	49	49	0.4	49	49	0.1	49	49	0.1	0.1	0.1	0
mulsol.i.2	173	3885	31	31	0.0	31	31	0.0	31	31	0.0	31	31	0.3	31	31	0.1	31	31	0.1	0.0	0.1	0
mulsol.i.3	174	3916	31	31	0.0	31	31	0.0	31	31	0.0	31	31	0.2	31	31	0.1	31	31	0.1	0.0	0.2	0
mulsol.i.4	175	3946	31	31	0.0	31	31	0.0	31	31	0.0	31	31	0.4	31	31	0.1	31	31	0.1	0.0	0.1	0
mulsol.i.5	176	3973	31	31	0.0	31	31	0.0	31	31	0.0	30	31	3600.0	31	31	0.1	31	31	0.1	0.0	0.1	0
myciel3	11	20	4	4	0.0	4	4	0.1	4	4	0.0	4	4	0.0	4	4	0.0	4	4	0.0	0.0	0.1	0
myciel4	23	71	5	5	0.0	5	5	0.0	5	5	0.0	5	5	0.1	5	5	0.1	5	5	0.1	4.8	0.1	0
myciel5	47	236	6	6	0.2	6	6	0.2	6	6	0.2	6	6	37.5	6	6	42.0	6	6	44.3	3600.0	0.5	0
myciel6	95	755	7	7	99.4	7	7	74.3	7	7	63.6	6	7	3600.0	6	7	3600.0	5	7	3600.0	3600.1	1045.3	0
myciel7	191	2360	6	8	3600.0	6	8	3600.0	6	8	3600.0	5	8	3600.0	5	8	3600.0	5	8	3600.0	3600.7	3600.0	0
qg.order100	10000	990000	100	116	3600.0	100	116	3600.0	100	116	3600.0	-	-	-	-	-	-	-	-	-	3600.0	3600.0	3600.0
qg.order30	900	26100	30	30	0.8	30	30	0.4	30	30	0.5	30	35	3600.2	30	30	77.6	30	30	186.5	3600.0	4.5	0
qg.order40	1600	62400	40	40	7.5	40	40	1.9	40	40	2.4	40	0	3600.0	40	40	1798.7	40	43	3600.2	3600.0	256.4	8
qg.order60	3600	212400	60	60	1813.9	60	60	835.9	60	60	28.8	60	0	3600.1	60	62	3601.5	60	0	3600.0	3600.0	315.9	347
queen10_10	100	1470	11	11	436.4	11	11	758.5	10	14	3600.0	10	12	3600.0	10	11	3600.0	10	12	3600.0	130.3	3600.0	3600.0
queen11_11	121	1980	11	11	404.3	11	11	2705.2	11	15	3600.0	11	13	3600.0	11	13	3600.0	11	13	3600.0	3602.3	3600.0	3600.0
queen12_12	144	2596	12	16	3600.0	12	16	3600.0	12	16	3600.0	12	15	3600.0	12	14	3600.0	12	14	3600.0	3604.7	3600.0	3600.0
queen13_13	169	3328	13	17	3600.0	13	17	3600.0	13	17	3600.0	13	16	3600.0	13	16	3600.0	13	15	3600.0	3602.3	3600.0	3600.0
queen14_14	196	4186	14	19	3600.0	14	19	3600.0	14	19	3600.0	14	17	3600.0	14	17	3600.0	14	17	3600.0	3602.4	3600.0	3600.0
queen15_15	225	5180	15	21	3600.0	15	21	3600.0	15	21	3600.0	15	19	3600.0	15	18	3600.0	15	18	3600.0	3605.0	3600.0	3600.0
queen16_16	256	6320	16	23	3600.0	16	23	3600.0	16	23	3600.0	16	21	3600.0	16	20	3600.0	16	19	3600.0	3621.9	3600.0	3600.0
queen5_5	25	160	5	5	0.0	5	5	0.0	5	5	0.1	5	5	0.0	5	5	0.0	5	5	0.0	0.0	0.4	0
queen6_6	36	290	7	7	0.1	7	7	0.1	7	7	0.0	7	7	0.4	7	7	0.2	7	7	0.1	0.2	0.1	0
queen7_7	49	476	7	7	0.0	7	7	0.0	7	7	0.0	7	7	0.3	7	7	0.2	7	7	0.3	0.5	0.1	0
queen8_12	96	1368	12	12	0.0	12	12	0.1	12	12	0.1	12	12	4.5	12	12	0.4	12	12	0.4	6.1	0.3	0
queen8_8	64	728	9	9	3.4	9	9	2.8	9	9	2.6	9	9	1199.1	9	9	132.8	9	9	31.6	4.4	13.9	1
queen9_9	81	1056	10	10	13.8	10	10	159.2	10	10	921.9	9	11	3600.0	10	10	251.2	10	10	789.0	7.1	3600.0	21
r1000.1	1000	14378	20	20	0.4	20	20	0.4	20	20	0.4	20	20	44.2	20	20	7.9	20	20	5.6	0.8	0.6	0
r1000.1c	1000	485090	84	105	3600.0	83	105	3600.0	83	105	3600.0	76	0	3601.0	77	0	3600.0	75	0	3601.0	3600.0	3600.0	3600.0
r1000.5	1000	238267	234	244	3600.0	234	244	3600.0	234	234	723.1	212	0	3600.1	212	0	3600.0	212	0	3600.0	3600.0	-	3600.0
R100_1g	98	503	5	5	0.2	5	5	0.2	5	5	0.3	5	5	0.3	5	5	1.8	5	5	0.7	384.3	0.1	-
R100_5g	100	2456	12	18	3600.0	12	18	3600.0	12	18	3600.0	10	17	3600.0	12	16	3600.0	12	16	3600.0	2093.7	3600.0	-
R100_9g	100	4438	35	35	511.0	35	35	64.2	35	35	63.6	32	36	3600.1	35	35	33.8	35	35	28.5	3.5	254.2	-
r125.1	122	209	5	5	0.0	5	5	0.0	5	5	0.0	5	5	0.0	5	5	0.0	5	5	0.0	0.0	0.0	0
r125.1c	125	7501	46	46	0.1	46	46	0.0	46	46	0.0	46	46	0.1	46	46	0.0	46	46	0.0	0.0	0.1	0
r125.5	125	3838	36	36	0.2	36	36	0.0	36	36	0.2	33	36	3600.0	36	36	0.6	36	36	1.8	11.6	0.1	0
r250.1	250	867	8	8	0.0	8	8	0.0	8	8	0.0	8	8	0.0	8	8	0.0	8	8	0.0	0.0	0.1	0
r250.1c	250	30227	64	64	0.5	64	64	0.5	64	64	0.5	64	64	0.4	64	64	0.2	64	64	0.2	36.3	0.5	3
r250.5	250	14849	65	65	0.5	65	65	0.4	65	65	0.6	65	67	3600.3	65	65	2.9	65	65	2.8	175.7	2.2	2
R50_1g	41	92	3	3	0.0	3	3	0.0	3	3	0.0	3	3	0.0	3	3	0.0	3	3	0.0	0.5	0.2	-
R50_5g	50	612	10	10	0.2	10	10	0.2	10	10	0.1	10	10	7.1	10	10	8.5	10	10	2.5	0.6	0.1	-
R50_9g	50	1092	21	21	0.1	21	21	0.0	21	21	0.1	21	21	0.1	21	21	0.0	21	21	0.0	0.2	0.1	-
R75_1g	69	249	4	4	0.1	4	4	0.0	4	4	0.2	4	4	0.0	4	4	0.0	4	4	0.0	1.8	0.1	-
R75_5g	75	1407	12	12	41.2	12	12	215.8	12	12	1122.1	10	13	3600.0	11	13	3600.0	11	13	3600.0	215.1	2029.3	-
R75_9g	75	2513	31	36	3600.0	31	36	3600.0	31	36	3600.0	30	33	3600.0	33	33	194.2	33	33	135.1	0.6	3070.7	-
school1	385	19095	14	14	0.2	14	14	0.1	14	14	0.2	14	14	8.4	14	14	6.5	14	14	7.3	3623.8	0.7	0
school1_nsh	352	14612	14	14	0.2	14	14	0.1	14	14	0.1	14	14	15.5	14	14	12.6	14	14	31.9	1911.7	0.3	0
wap01a	2368	110871	41	41	2013.0	41	41	2568.7	41	47	3600.0	40	0	3600.0	40	0	3600.0	40	0	3600.0	36		

B Detailed results of the seven models for the 33 DIMACS instances for the BCP

Instance	V	E	POP-S-B			POPH-S-B			ASS-S-B			POP-I-B			POPH-I-B			ASS-I-B			DFMM		
			lb	ub	time[s]	lb	ub	time[s]	lb	ub	time[s]	lb	ub	time[s]	lb	ub	time[s]	lb	ub	time[s]	lb	ub	time[s]
GEOM20	20	20	21	21	0.0	21	21	0.0	21	21	0.0	21	21	0.1	21	21	0.1	21	21	0.1	21	21	0.0
GEOM20a	20	37	20	20	0.0	20	20	0.0	20	20	0.0	20	20	0.5	20	20	0.5	20	20	0.6	20	20	0.0
GEOM20b	20	32	13	13	0.0	13	13	0.0	13	13	0.0	13	13	0.1	13	13	0.0	13	13	0.1	13	13	0.0
GEOM30	30	50	28	28	0.0	28	28	0.0	28	28	0.1	28	28	4.8	28	28	2.6	28	28	0.5	28	28	0.1
GEOM30a	30	81	27	27	0.0	27	27	0.0	27	27	0.1	27	27	3.1	27	27	3.2	27	27	2.8	27	27	0.1
GEOM30b	30	81	26	26	0.0	26	26	0.0	26	26	0.0	26	26	1.0	26	26	2.7	26	26	0.4	26	26	0.0
GEOM40	40	78	28	28	0.0	28	28	0.1	28	28	0.1	28	28	3.6	28	28	8.4	28	28	0.8	28	28	0.1
GEOM40a	40	146	37	37	0.2	37	37	0.3	37	37	2.1	37	37	133.1	37	37	17.1	37	37	12.8	37	37	1.4
GEOM40b	40	157	33	33	0.1	33	33	0.1	33	33	1.5	33	33	9.3	33	33	240.4	33	33	13.4	33	33	2.1
GEOM50	50	127	28	28	0.1	28	28	0.1	28	28	0.2	28	28	6.6	28	28	36.7	28	28	2.3	28	28	0.3
GEOM50a	50	238	50	50	0.8	50	50	1.0	50	50	87.1	50	50	280.4	38	50	3600.0	50	50	60.8	50	50	374.4
GEOM50b	50	249	35	35	0.5	35	35	0.5	35	35	4.9	35	35	2028.1	35	35	683.9	35	35	250.6	35	35	144.7
GEOM60	60	185	33	33	0.2	33	33	0.1	33	33	0.3	33	33	30.2	33	33	56.7	33	33	3.5	33	33	1.1
GEOM60a	60	339	50	50	1.0	50	50	0.8	50	50	112.4	50	50	1124.3	38	50	3600.0	50	50	170.4	50	50	684.6
GEOM60b	60	366	41	41	2.4	41	41	1.7	41	41	29.3	34	41	3600.0	33	41	3600.0	40	42	3600.0	41	41	22915.9
GEOM70	70	267	38	38	0.1	38	38	0.1	38	38	2.3	38	38	36.0	38	38	36.6	38	38	17.6	38	38	2.4
GEOM70a	70	459	61	61	6.3	61	61	6.8	61	61	561.0	44	61	3600.0	35	62	3600.0	60	61	3600.0	61	61	24798.0
GEOM70b	70	488	47	47	4.9	47	47	5.4	47	47	146.0	34	49	3600.0	47	47	3318.3	35	50	3600.1	47	47	534.6
GEOM80	80	349	41	41	0.3	41	41	0.3	41	41	4.0	41	41	132.9	41	41	1103.3	41	41	46.4	41	41	8.2
GEOM80a	80	612	63	63	11.4	63	63	10.3	63	63	964.2	40	63	3600.0	31	64	3600.0	49	65	3600.0	63	63	87770.8
GEOM80b	80	663	60	60	9.8	60	60	8.1	60	60	894.4	29	62	3600.0	26	62	3600.0	44	66	3600.0	60	60	54320.9
GEOM90	90	441	46	46	2.0	46	46	2.0	46	46	21.5	46	46	1679.2	46	46	1607.1	46	46	70.6	46	46	55.2
GEOM90a	90	789	63	63	11.0	63	63	12.6	63	63	1447.3	29	67	3600.0	32	65	3600.0	47	69	3600.1	63	63	130050.1
GEOM90b	90	860	69	69	58.0	69	69	56.2	15	69	3600.0	27	75	3600.1	31	73	3600.0	48	85	3600.1	-∞	69	172800.0
GEOM100	100	547	50	50	1.1	50	50	1.5	50	50	87.8	33	50	3600.0	41	50	3600.0	50	50	238.1	50	50	545.8
GEOM100a	100	992	66	66	185.0	66	66	316.3	13	67	3600.0	27	75	3600.0	36	72	3600.0	35	81	3600.0	-∞	70	172800.0
GEOM100b	100	1050	71	71	156.6	71	71	136.3	15	71	3600.0	24	78	3600.0	22	78	3600.0	42	86	3600.1	-∞	71	172800.0
GEOM110	110	638	50	50	1.7	50	50	1.7	50	50	98.9	37	50	3600.0	40	51	3600.0	50	50	319.1	50	50	2982.2
GEOM110a	110	1207	69	69	287.1	69	69	160.5	14	70	3600.0	26	77	3600.0	25	79	3600.0	43	88	3600.1	-∞	73	172800.0
GEOM110b	110	1256	77	77	620.8	77	77	608.1	15	78	3600.0	21	86	3600.0	22	84	3600.0	40	95	3600.1	-∞	79	172800.0
GEOM120	120	773	59	59	4.2	59	59	4.5	59	59	516.6	24	61	3600.0	43	59	3600.0	59	59	609.2	59	59	10778.2
GEOM120a	120	1434	82	82	338.2	82	82	293.0	16	84	3600.0	19	90	3600.0	28	93	3600.0	46	92	3600.1	-∞	84	172800.0
GEOM120b	120	1491	16	83	3600.0	16	83	3600.0	16	85	3600.0	19	102	3600.0	28	97	3600.0	39	100	3600.1	-∞	85	172800.0
#solved					32			32			26			17			16			20			26

Table 5 Results of the seven models for the 33 DIMACS instances for the BCP