

## **Strategic Responses to Technological Change: Evidence from ChatGPT and Upwork**

Shun Yiu (Wharton), Rob Seamans (NYU Stern), Manav Raj (Wharton), and Ted Liu (Upwork Research Institute)<sup>1</sup>

April 2024

### **Abstract**

AI technologies have the potential to affect labor market outcomes by both increasing worker productivity and reducing the demand for certain skills or tasks. Such changes may have important implications for the ways in which workers seek jobs and position themselves. In this project, we examine how freelancers change their strategic behavior on an online work platform following the launch of ChatGPT in December 2022. We present evidence suggesting that, in response to technological change, freelancers increase the concentration of job applications across specializations and differentiate themselves from both their past behavior and their peers. We show that such changes are shaped by the extent to which a freelancer experiences growth in demand or supply in the domains they specialize in. We document heterogeneity in this effect across freelancer characteristics and document how strategic repositioning can help mitigate the negative effects of technological change on freelancer performance on the platform.

Keywords: AI, generative AI, skills, labor, positioning, freelance, online work platform.

---

<sup>1</sup> Authors are listed in reverse alphabetical orders and contributed equally. Corresponding author email: [manavraj@wharton.upenn.edu](mailto:manavraj@wharton.upenn.edu). All errors are our own.

## Introduction

Recent advances in artificial intelligence (AI), and particularly generative AI technologies, has generated both excitement and concern. Many firms see practical and commercial promise from AI technologies and have made significant investments. For example, Microsoft announced a \$10 billion partnership with Open AI and has linked ChatGPT with its Bing search engine<sup>2</sup>, and professional services firms like the Boston Consulting Group (BCG) and Ernst & Young have invested heavily in their own in-house AI solutions.<sup>3</sup> At the same time, the generative nature of new AI tools has raised concerns that advances in AI technologies may change the scope of what AI is capable of and lead to substitution in job loss, as highlighted in the *New York Post* article headlined “ChatGPT could make these jobs obsolete: ‘The wolf is at the door.’”<sup>4</sup> Due to their general purpose nature (Eloundou *et al.*, 2023), the effect of these technologies on workers and on labor productivity is likely to be wide-ranging and multi-faceted.

Given this excitement and concern, it is no surprise that scholars have been eager to document whether and how advances in such technologies affect labor market outcomes. Evidence has emerged to suggest that generative AI has the potential to increase high-skill worker productivity, especially for lower performing workers (e.g., Choi and Schwarcz, 2023; Dell’Acqua *et al.*, 2023; Noy and Zhang, 2023; Peng *et al.*, 2023). At the same time, research studying the consequences of generative AI for the demand for labor have found evidence that generative AI can lead to reductions in employment for workers whose tasks may be more exposed to the new technology (Demirci, Hannane, and Zhu, 2023; Hui, Reshef, and Zhou, 2023; Liu *et al.*, 2023).

This recent research indicates that generative AI technologies are likely to have a meaningful effect on employment and productivity, and thus, will affect the career trajectories of many workers. However, to this point, we have little understanding of how firms and workers may be likely to reposition themselves in response to technological advances. Put differently, while we understand that the advances

---

<sup>2</sup> <https://www.bloomberg.com/news/articles/2023-01-23/microsoft-makes-multibillion-dollar-investment-in-openai>

<sup>3</sup> <https://www.zdnet.com/article/bcg-partners-with-anthropic-to-launch-yet-another-consulting-ai-initiative/>

<sup>4</sup> <https://nypost.com/2023/01/25/chat-gpt-could-make-these-jobs-obsolete/>

in AI technologies may shift the demand for labor, we currently do not know how it may affect the supply-side strategic behaviors taken by firms and workers in response to technological advancement. Such an understanding is critical to build our knowledge of how generative AI technologies may affect competitive dynamics within an industry and how individuals can best re-position themselves in the face of technological change.

In this project, we extend recent work that considers how exposure to generative AI may affect productivity and employment by considering how freelancer workers respond to advances in generative AI technologies. We take a question-based, abductive approach, documenting empirical patterns from large-scale data and positing plausible explanations for such patterns (Graebner *et al.*, 2023; Sætre and Van de Ven, 2021). We examine how advances in generative AI technologies may cause workers to alter their strategic positioning and pursuing different kinds of jobs. To do so, we leverage rich internal data from a freelance marketplace platform, Upwork, in conjunction with a well-validated measure of AI exposure (Felten, Raj, and Seamans, 2021, 2023). We first outline changes in activity at the platform- and freelancer-level on the Upwork platform following the launch of OpenAI's ChatGPT large language modeling (LLM) technology in December 2022. Then, utilizing a text embeddings technique to link freelancer's profiles to an occupation-level measure of exposure to language modeling technology, we explore how such changes may have differed for freelancers more vs. less exposed to generative AI.

Our results document large and significant changes in activity on the platform and freelancer behavior following the launch of ChatGPT. Following the launch of ChatGPT, while there is not a clear change in the total number of contracts completed or number of bids (i.e., job applications submitted), there is an immediate and sudden increase in the count of freelancers submitting bids. This new influx of freelancers appears to disproportionately target lower-skill and lower-value jobs and jobs that may be particularly well-suited to the use of generative AI (e.g. writing, translation, and administrative support). We find that across all freelancers, perhaps due to the increased supply of labor, there is a decrease in the average number of bids submitted by incumbent freelancers as well as a decrease in the average number of contracts completed. Our results suggest that exposure to generative AI technologies plays an

important role in shaping these results. Freelancers with greater exposure to generative AI increase their bidding activity relative to less exposed freelancers. Further, they appear to increase the concentration of these bids across specializations and differentiate themselves more relative to their own pre-period bidding behavior as well as relative to their peers on the platform.

The changes in freelancer strategies may be driven by a number of factors including change in demand for certain kinds of tasks, changes in competition driven by new entrants or freelancer exits, and/or repositioning to attempt to take advantage of the new technology, independent of changes in supply or demand. We attempt to disentangle these potential mechanisms by exploring how exposure to changes in supply or demand based on freelancers' pre-period bidding behavior moderates the results. We present evidence that technology-induced growth in the demand for labor and the supply of labor shapes freelancer responses. However, even accounting for exposure to changes in supply and demand, there is still a main effect of exposure post-ChatGPT, suggesting that some changes in strategic positioning are in response to the underlying technological change rather than its effect on supply and demand. Further, we document heterogeneity in strategic responses based on freelancer characteristics. Among exposed freelancers, we find: a) there is a larger increase in bidding activity and a smaller increase in differentiation among more experienced freelancers; and b) there is a larger increase in concentration of bids and differentiation for those who on average completed contracts that require lower skill levels in the pre-period. Finally, we consider the downstream implications of the changes in strategic positioning and show that, while the decline in contracts completed post-ChatGPT is larger for freelancers who are more exposed to language modeling technologies, these effects are mitigated for narrower and more differentiated freelancers in the post-period, suggesting that in the face of technology change, specializing on a smaller set of domains and differentiating yourself from your peers may insulate workers.

Through this research, we contribute to a recent body of work that seeks to understand how AI affects labor and firm strategy. Building upon work that studies how AI technologies may augment (e.g., Choi and Schwarcz, 2023; Dell'Acqua *et al.*, 2023; Noy and Zhang, 2023) or automate labor (e.g., Demirci *et al.*, 2023; Hui *et al.*, 2023; Liu *et al.*, 2023), we examine the supply-side responses from

freelance workers in response to advances in AI technology. To our knowledge, we are the first study to consider how exposure to generative AI technologies causes workers to strategically reposition themselves. In considering this question, we generate insight into when freelancers may be more or less likely to change their behaviors in response to technological shocks. Further, we shed light on what factors may insulate workers from disruption from generative AI technologies and contribute to a broader literature that studies how technology affects workers' career trajectories (Acemoglu *et al.*, 2022; Acemoglu and Restrepo, 2019). As the freelance workers in our sample may be considered entrepreneurial firms, our results are also relevant to understanding how firms respond to technological change (e.g., Benner and Waldfogel, 2023; Eggers and Park, 2018; Tripsas and Gavetti, 2000). We extend literature that studies how incumbent firms may respond to technology change and how such effects may be shaped by *ex ante* strategic positioning (e.g., Benner and Waldfogel, 2016; Miller and Wang, 2024) by showing that technology-induced changes in supply and demand for certain tasks may shape such effects and considering the downstream implications of firm responses on their performance.

### **Related Literature and Study Outline**

Technological change has the potential to affect the allocation of tasks or skills between capital and labor (Acemoglu and Restrepo, 2019). Through such a mechanism, technological change reshapes the demand for certain skills in the labor markets and changes the returns to skills for workers. When novel technologies allow capital to replace labor for certain tasks, this can cause a “displacement effect” and reduce demand for certain skills (Acemoglu and Restrepo, 2019). For example, the adoption of mechanical call switching technologies in the twentieth century decreased the returns to telephone operating skills and thus resulted in a decrease in employment and wages among incumbent telephone operators (Feigenbaum and Gross, 2022). As technology substitutes for labor in certain tasks, labor may be reallocated towards other tasks where it may have a comparative advantage (Autor, Levy, and Murnane, 2003). The changes in the relative demand for labor across skills, as well as the changes in worker productivity that can be fostered by novel technologies, will have implications for how workers

position themselves, in terms of which job posts they apply for and what skills they develop, as the supply of labor adjusts to meet changing demand.

In recent years, scholars and practitioners have begun to consider how advances in AI technologies, and particularly generative AI technologies which can produce novel content (Berg, Raj, and Seamans, 2023), may affect labor. Early evidence highlights both the transformative promise of these tools, as well as their potential to displace workers. Generative AI tools appear to increase productivity across a broad range of settings, and may be particularly helpful for lower skill workers (e.g., Dell’Acqua *et al.*, 2023; Noy and Zhang, 2023; Peng *et al.*, 2023). At the same time, studies suggest that advances in generative AI technologies may reduce demand for more exposed or affected occupations and thus have a negative effect on earnings and employment (Demirci *et al.*, 2023; Hui *et al.*, 2023; Liu *et al.*, 2023). Given these shifts in the relative demand for certain skills, we expect that workers that are exposed to such technologies are likely to change their strategic behavior in response to the advances in generative AI technologies. However, due to the novelty of this technology and the difficulty in accessing data that enables the observation of supply-side behavior in the labor market, there is little research that has systematically considered how advances in generative AI technologies may affect the strategic positioning of workers. This remains an important question as we seek to understand how AI technologies may reshape the labor market and how freelancers can best position themselves to withstand disruption from novel technologies.

As freelancers may be considered entrepreneurs, each operating their own firm, this question is closely related to extant strategy research that seeks to understand how incumbent firms may respond to technological change (e.g., Eggers and Park, 2018; Klepper, 1996; Tushman and Anderson, 1986). In recent years, scholars have sought to understand how firms change the way they create and capture value in the face of technological change. Such research has documented that firms may attempt to differentiate themselves in new ways (Miller and Wang, 2024), can spur entry of new kinds of products and producers (Benner and Waldfogel, 2023), and that firms’ responses in the face of technological change may depend on their prior strategic positioning (Benner and Waldfogel, 2016). Further, literature has sought to

understand when and how worker positioning, especially in terms of specialization vs. variety seeking behaviors, can shape career outcomes (e.g., Ferguson and Hasan, 2013; Narayanan, Balasubramanian, and Swaminathan, 2009; Zuckerman *et al.*, 2003) and how knowledge workers within organizations strategically adjust their behaviors in order to best take advantage of novel technologies like AI (Beane and Anthony, 2024; Lebovitz, Lifshitz-Assaf, and Levina, 2022). We believe there is an opportunity to build upon this work by documenting variation in how firms and workers that are more vs. less exposed to technological change will reposition themselves in different ways and in exploring how repositioning in the face of technological change may have downstream implications for performance outcomes.

In this project, we leverage access to fine-grained data on freelancers' strategic behavior on an online working platform to study how freelancers respond to a sudden, discontinuous advance in AI technologies, the launch of ChatGPT by OpenAI in December 2022 and to explore heterogeneity in these responses by freelancers who are more vs. less exposed to generative AI technologies. There are reasons to believe that advances in generative AI may affect freelancer strategic positioning in a number of different ways. It is possible that more exposed freelancers may reduce their activity on the platform following the launch of ChatGPT, as they may respond to a decrease in demand for certain tasks by withdrawing from the platform and pursuing outside employment options. On the other hand, we may expect that more exposed freelancers increase their activity on the platform following the shock, either because they can leverage the new technology to increase their productivity and/or because they need to apply for more job posts to make up for the decrease in demand in more affected areas. We may also expect that freelancers may increase the breadth of job posts they apply for on the platform, either because novel technologies enable them to expand their scope or because there is less demand for the skills they previously specialized in or decrease the breadth of job posts they apply for, as reduced demand for certain skills reduces the scope of the work that freelancers find attractive. Further, we could imagine that by lowering the cost of some tasks, advances in generative AI technology could push freelancers towards certain kinds of jobs and thus induce greater heterogeneity across the population, or

could lead to greater differentiation as freelancers seek ways to maintain a competitive advantage in the midst of an increasingly competitive environment.

Given that plausible explanations exist for effects in multiple directions, we adopt an exploratory and abductive approach to our study. We utilize the data available to us to measure changes in freelancer strategic positioning, as measured by the volume and characteristics of bids (i.e., job applications) submitted by freelancers following the launch of ChatGPT. We first present evidence of changes in activity on the platform and freelancer behavior around this discontinuity. We then explore how this effect may be shaped by freelancers' exposure to generative AI technologies. We conduct additional analyses to better understand how such changes may be shaped to changes in supply and demand for labor on the platform, explore heterogeneity in freelancer responses based on prior experience and skill, and to investigate the downstream consequences of freelancers' choices with respect to strategic repositioning. We integrate these analyses to provide plausible explanations for why and how freelancers change their strategic positioning in response to technological change.

## **Empirical Setting**

### *Upwork Labor Market Platform*

In this project, we study how freelance workers differentially respond to the launch of ChatGPT, a significant recent advancement in generative AI technologies. To study this question, we leverage granular internal data from Upwork, which is a leading online labor market platform internationally. This data allows us to observe a large number of workers with different occupations and their labor market behavior (e.g. job applications) over time. Our empirical approach is question-based and data-driven – while we cannot rely on a natural experiment or quasi-exogenous variation, we document patterns in the data and conduct a series of empirical analyses to try and understand the mechanisms underlying such patterns.

Upwork is an online labor market platform that facilitates matching between freelancers and hiring clients. The hiring process starts with clients writing a job posting on the platform. Freelancers can then submit applications to those job postings as a bid. After vetting these applications, clients make



hiring decision on who to hire. An important characteristic of this hiring process is that job bids are costly. Every month, the platform allocates a fixed quota of bids to freelancers. After freelancers have used up those quotas, freelancers pay a small fee for subsequent job bids. The extent of bidding and kinds of job posts freelancers bid on are thus important labor market behavior that reveals freelancers' strategic positioning on the platform-based online labor market. Put another way, freelancers' strategic positioning should capture how freelancers are making decisions regarding what is best for them on the platform taking into the costs of applications and the expected benefits.

Our project draws on two components of data from the Upwork platform. First, we rely on Upwork's internal database that records details on all job bids that freelancers have made on the platform as well as hiring outcomes. We use such data to construct measures of activity at the platform-level, as well as measures of activity, strategic positioning, and performance at the freelancer-level. Second, for our freelancer-level analyses, to measure a freelancer's level of exposure to generative AI, we rely on the historical profiles of freelancers. With access to Upwork's internal data, we track all changes that freelancers made to their client-facing profiles on the platform. We then use text embeddings techniques to link freelancers' profiles prior to the launch of ChatGPT to O\*NET's SOC occupational codes. We provide more details on the methodology of establishing this linkage later in the manuscript.

#### *ChatGPT as a Discontinuous Shock*

We leverage the public launch of ChatGPT (i.e. 30<sup>th</sup> November 2022) as a sudden and discontinuous advance in the broad availability of generative AI technologies. Our data covers the period from January 2022 to October 2023, inclusive, providing coverage for the months before and after the launch of ChatGPT. As explained in more detail below, our dependent measures at the freelancer-level are constructed over rolling three-month windows (for month  $t$ ,  $t-1$ , and  $t-2$ ), and so we utilize March 2022 through October 2023 as the study period for both the platform- and freelancer-level analysis.

ChatGPT is an AI-based conversational agent developed by the company OpenAI. The original release of ChatGPT was built upon the GPT (Generative Pre-Trained Transformer) architecture, specifically GPT-3.5, that OpenAI had been developing internally for years. The GPT-3.5 architecture

was made available by OpenAI via API access in March 2022 and was originally described as an update to the previous GPT-3 architecture (OpenAI, 2022). While the API access allowed those with more technical knowledge an early ability to access this tool, ultimately, OpenAI hoped to create an interface that would allow the general public to use the underlying GPT technology in a user-friendly way (Roose, 2023). OpenAI originally planned to release a new model, GPT-4, with a chatbot interface that would allow users to more easily access the tool in early 2023, However, fearing that rival companies may beat them to the market, OpenAI executives decided in November 2022 that they would update and release an unreleased chatbot using GPT-3.5 (Roose, 2023). Accordingly, the public release of ChatGPT was unexpected even to those working within OpenAI until mere weeks before the launch.

Partially due to the unexpected nature of the launch, neither the public nor developers of ChatGPT expected that it would garner such widespread attention and adoption, let alone have an immediate and widespread impact on labor markets. This release of ChatGPT in November 2022 was intended to be a “research preview” in an attempt to solicit feedback and generate interest from the public (Heaven, 2023a). John Schulman, one of the leading developers of ChatGPT said “it was definitely a surprise for all of us how much people began using it. We work on these models so much, we forget how surprising they can be for the outside world sometimes” (Heaven, 2023a). Within two months of its debut, ChatGPT had more than 30 million users and more than five million visits a day, making it one of the fastest-growing software products in recorded history (Roose, 2023).

The sudden launch of ChatGPT and its unexpected speed of adoption represented an unanticipated technological change that introduced discontinuous advancement to generative AI capabilities. The release of ChatGPT also spurred a boom in interest and coverage in generative AI by media outlets, which also contributed to increased adoption and diffusion of the technology (Baldassarre *et al.*, 2023). For these reasons, previous studies have used the launch of ChatGPT as a discontinuous shock to AI capabilities (e.g., Demirci *et al.*, 2023; Hui *et al.*, 2023; Saggi and Ante, 2023; Yuan and Chen, 2023). Based on the unexpected nature of launch and its rapid adoption, we believe that the release of ChatGPT may be viewed as quasi-exogenous with respect to activity on the Upwork platform. In later

analyses, we probe the plausibility of this assumption by examining pre-trends on platform activity and freelancer behavior leading up to the release of ChatGPT.

### **Data, Methodology, and Non-parametric Results**

We structure our empirical analyses in two parts. First, we use platform-level data to non-parametrically explore changes in platform activity following the shock. We then utilize freelancer-level data to show how the sudden advancement in generative AI capabilities affected the behavior of incumbent freelancers. Our freelancer-level analyses probe how strategic responses vary based on freelancer exposure to generative AI and consider the mechanisms underlying such changes and the downstream implications of strategic repositioning.

#### *Platform-level Responses to ChatGPT*

We begin by non-parametrically exploring how total activity on the platform changed following the release of ChatGPT. To do so, we construct a panel dataset at the month-level measuring total demand- and supply-side activity on the Upwork platform across a number of dimensions. We then plot binned scatterplots showing how each of these measures changed over the course of the sample period. This analysis is presented in Figure 1. At a high level, following the release of ChatGPT, we see an increase in freelancers bidding for jobs on the platform (i.e., increase in supply), but relatively unchanged demand for freelancers.

We capture aggregate demand on the platform by measuring the total count of job contracts fulfilled in a month (Figure 1, Panel A) and measure aggregate freelancer activity by measuring the total number of bids for all posted jobs on the Upwork platform (Figure 1, Panel B). Considering both the total number of jobs and total bids on the platform, there is an immediate drop in December 2022, immediately following the launch of ChatGPT, followed by a rebound increase. There is no clear evidence that demand on the platform or freelancer activity changed in aggregate, though both the count of jobs and the count of bids appears to fall towards the end of the sample period (September and October 2023). We further probe changes in the supply of labor on the platform by examining changes in the count of unique freelancers that bid for a job (Figure 1, Panel C). While again, we see an immediate drop in December

2022, this is followed by a large increase in the number of unique freelancers on the platform, which sustains throughout the sample period. However, while we see an increase in the total number of freelancers, there is not a corresponding increase in the total number of bids, and post-ChatGPT, it appears that there is a decrease in the average number of bids that each freelancer submits each month (Figure 1, Panel D). While the number of bids-per-job appears to increase immediately following the launch of ChatGPT, it drops back down in the months following and does not appear to be meaningfully different post-ChatGPT (Figure 1, Panel E).

In the aggregate, it is not entirely clear if ChatGPT decreased the demand for labor on the Upwork platform. Instead, while the number of jobs appears relatively constant throughout the sample period, we see an influx in the supply of labor perhaps caused by ChatGPT reducing barriers to entry for potential freelance workers. Descriptively, this influx is primarily driven by entry into jobs that may be particularly well suited to be performed by ChatGPT, e.g. writing, translation, and administrative support. Further, new entrant freelancers who start bidding on jobs after the launch of ChatGPT primarily bid on jobs that have low skill requirements and are low value in terms of monetary return. Together, this may indicate that the launch of ChatGPT lowers barriers to entry and enables entry by freelancers that leverage the tool to complete tasks. As a result of this increased competition of new entrants relatively unchanged demand, we see a decrease in bidding activity per freelancer. While these aggregate patterns are informative in providing insight into platform-level changes following the launch of ChatGPT, they may obscure important nuances in how individual freelancers change their strategic behavior on the platform. We further explore such nuances using freelancer-level analyses.

#### *Freelancer Sample and Outcome Measures*

We next move to a freelancer-level analysis and examine changes in strategic behavior for incumbent freelancers on the platform following the launch of ChatGPT. We impose several sample inclusion criteria to restrict our analysis on freelancers who are active on the platform, as we would otherwise lack the data required to analyze labor market behavior before and after the event of interest. In order to be included in our freelancer-level sample, a freelancer must have: 1) completed at least 1

contract on the platform prior to the launch of ChatGPT, 2) submitted at least 1 job bid in the three months prior to the launch of ChatGPT, and 3) has on average at least 1 job bid per month in the pre-launch period (i.e., any months that the freelancer is in the data from January through November 2022). This sample inclusion criteria yields a sample of around 281K unique freelancers of the roughly 816K unique freelancers that have completed at least one job on the platform and that we have data for. Aggregating to the monthly level, our data is a freelancer-month panel of approximately 5.3 million freelancer-month observations.

We construct a number of variables to measure freelancer behavior and strategic positioning on the platform.

**Bids.** A primary outcome of interest relates to changes of freelancers' bidding behavior following the launch of ChatGPT. We measure the total number of bids freelancers made each month. Freelancer bidding behavior can often be lumpy and uneven, resulting in a large number of freelancer-months with zero bids that we cannot construct strategic positioning variables with. To account for such lumpiness and to better allow us to view freelancers' strategies over medium-term windows, we apply a 3-month rolling window when summing the number of bids. Since the nature of the data generation process is count-based and the data is heavily skewed, we log-transform the resulting count variable.

**Unique Specialization Counts.** Contracts on the Upwork marketplace platform are organized under three nested layers – work categories, work subcategories, and specializations. To capture freelancers' strategic positioning on the platform, we focus on analyzing freelancers' bidding activity at the narrowest classification. Specifically, we constructed the logged count of unique specializations in a 3-month rolling window. This variable is missing if a freelancer did not apply to any job posts in the 3-month rolling window.

**Bid Concentration.** To assess the level of concentration in bids, we constructed the Herfindahl-Hirschman Index (HHI) of bids at the specialization level using bids in the 3-month rolling window. Specifically, the HHI is calculated by  $\sum_{i=1}^{i=N} p_{it}^2$ , where  $p_{it}$  is the proportion of job bids in specialization  $i$  to the total number of bids the freelancer made in the 3-month rolling window at month  $t$ . This variable is

missing if a freelancer did not apply to any job posts in the 3-month rolling window. These two measures should inform whether freelancers are positioning themselves broadly (i.e. high specialization counts or low bid concentration) or narrowly (i.e. low specialization counts or high bid concentration).

***Bid Similarity.*** We measure similarity/differentiation of freelancer positioning by measuring the similarity of the distribution of bids across specializations relative to the focal freelancer's pre-period bidding behavior, to contemporaneous peer bidding behavior, and to the bidding behavior of the population of freelancers in our sample. To do so, we first transform a freelancer's 3-month rolling bids into vector representations, reflecting freelancers' distribution of bids across specializations and normalize this vector by the total number of bids submitted by freelancers. We then construct three referent vectors. The first is based on the distribution of freelancers' bids across specializations across the entirety of the pre-period, each measuring the distribution of bids for the referent group across specializations normalized by the total count of bids. The second is based on the distribution of peer freelancers' bids across specializations during time period  $t$ , defining peer freelancers as those that share the same modal specialization during the pre-period. The third is based on the distribution of the population of freelancers bids across specializations during time period  $t$ . We compute a cosine similarity comparing a freelancer's bids during time period  $t$  against each of these referent vectors to construct measures that capture similarity/differentiation relative to both the focal freelancer's pre-period behavior, as well as relative to contemporaneous bidding behavior from peer freelancers and relative to contemporaneous bidding behavior from the population of freelancers on the platform.

***Hiring Outcomes.*** We assess the implications for freelancers' labor market behavior and strategic positioning by analyzing hiring outcomes. Specifically, we measure the logged number of contracts freelancers completed in a 3-month rolling window.

In Figure 2, we explore changes in these measures for sample freelancers across time. We do so by constructing a simple relative time model that includes freelancer-level fixed effects and a categorical month-by-year variable. The model follows the following form:

$$Y_{it} = \sum_{k=T_0}^{k=-1} Pre_k + \sum_{k=1}^{k=T_1} Post_k + \alpha_i + \varepsilon_{it}$$

Where  $Pre_k$  and  $Post_k$  are indicator variables that are equal to 1 for observations that are  $k$  months before and after the launch of ChatGPT, and  $\alpha_i$  denotes freelancer fixed effects. By plotting the coefficients of the time categorical variable, we can graphically analyze changes in freelancer strategic behavior over time while accounting for individual-level freelancer variation. This allows us to probe for any pre-trends in freelancer activity leading up to the launch of ChatGPT as well as to explore how any changes following the launch of ChatGPT manifest temporally. For this analysis, the omitted group ( $t = 0$ ) is November 2022, representing the month prior to the launch of ChatGPT on November 30, 2022. We present the results of this analysis in Figure 2.

In Figure 2, Panel A, we show patterns in the count of total bids for freelancers in the months before and after the launch of ChatGPT. We note that this chart has clear pre-trends, as freelancer bidding activity increases from the start of the sample till the launch of ChatGPT, likely because of our sample restrictions which dictate that freelancers must be active in the three months leading up to the launch of ChatGPT. However, following the launch of ChatGPT, we see an immediate and large decrease in the bids-per-freelancer. We similarly see a decrease in the total jobs completed by each freelancer (Figure 2, Panel B), though we note that this figure shows clear pre-trends of a decrease in the count of jobs leading to the launch of ChatGPT, and thus, it is not clear whether this represents a discontinuous change or just a continuation of the trend. Considering our measures of strategic positioning, we document a discontinuous decrease in the count of unique specializations that a freelancer bids across (Figure 2, Panel C) and a corresponding increase in concentration (Figure 2, Panel D) following the launch of ChatGPT. We similarly document decreases in similarity to pre-period bidding, to peer freelancers, and to the population of freelancers (Figure 2, Panels E-G).

For these figures documenting changes in strategic positioning (concentration and differentiation), there largely is not clear evidence of pre-trends leading up to the launch of ChatGPT, *except* that the changes we document appear to start in November 2022 (the month prior to the public

launch of ChatGPT) rather than December 2022, which is the first month in the post-period. While we believe these figures represent compelling evidence that the launch of ChatGPT elicited changes in strategic behavior on the platform, we were surprised to see the effect start to manifest earlier than expected. In an effort to better understand our results, we spoke to insiders at OpenAI and at Upwork to hear their perspective on why this may be the case. These contacts suggested that such pre-trends could be driven by use of the GPT technology through OpenAI's API interface. While the public launch of the ChatGPT interface occurred on November 30, 2022, as noted above, OpenAI had offered API access to its GPT models leading up to the public release. Increased usage of the API models in November of 2022, particularly perhaps following decision to release ChatGPT by Open AI in mid-November, could explain why there may be preliminary strategic repositioning before our post-period starts in December 2022. Because we feel that the public launch of the chat interface represents an important step in the diffusion of this tool, we continue to use December 2022 as the first month in the post-period in all analyses. We note that, to the extent that usage of early versions of ChatGPT contributes to any pre-trends in the months prior, our effect estimates should be conservative.

While the patterns documented in these figures represent the absolute change in bidding activity on the platform, they obscure heterogeneity across freelancers. The remainder of this study examines the relative changes across freelancers who may be more vs. less exposed to language modeling AI technology.

#### *Freelancer AI Exposure*

To measure a freelancer's exposure to generative AI, our approach relies on linking freelancer profiles to O\*NET occupational classifications and assigning AI occupational exposure scores based on Felten et al. (2023). Felten et al. (2023) builds upon Felten et al. (2021) to construct a measure of occupational exposure to language modeling technologies. The Felten et al. (2021) AI occupational exposure score (AIOE) is constructed using an abilities-based approach, that uses crowd-sourced data to measure exposure to applications of AI at the ability-level and aggregates across abilities used in an occupation to generate an occupation-level AI exposure score. Felten et al. (2023) provides a version of



the AIOE specific to AI language modeling technologies (LM AIOE). To connect freelancer profiles to the LM AIOE, we rely on text embedding techniques that match freelancers to occupational classifications based on semantic similarity. Our approach departs from related studies that assign AI exposure to freelancers at a broad categorical way (e.g., Demirci *et al.*, 2023; Hui *et al.*, 2023). Instead, our approach allows us to more systematically construct a measure of AI exposure at the freelancer-level.

A freelancer's profile is an important part of the hiring process on Upwork. As part of a bidding and matching process, freelancers are strongly encouraged to accurately report the kinds of skills they have and the services they intend to provide to potential clients. Hiring decisions crucially hinge on the information freelancers include in their profile because it is the primary source of information that potential clients rely on to ascertain whether the freelancer has the necessary skills to complete the work. Freelancers therefore have strong incentives to accurately report the skills they have and the kinds of contracts they can do on their profiles. Additionally, freelancers' skill portfolio is a dynamic process, and they may update their profiles based on how they want to position themselves in the marketplace. Given the centrality of this client-facing profile in the hiring process, we use this data to determine which occupation freelancers belong to.

Specifically, we use text embedding techniques to establish a nearest neighbor match between the title text of a freelancer's profile and O\*NET's occupational titles. Text embedding is a commonly used natural language processing technique that encodes texts into numerical representations in a large language model (e.g., Carlson, 2023; Guzman and Li, 2023; Luo *et al.*, 2024). The advantage of this technique is that it allows one to capture semantic similarity between text corpuses, as embedding techniques leverages the cooccurrences among text strings in large language models. For instance, even though there might not be any direct overlap in words between two text strings, e.g. 1) python and 2) programming, text embedding techniques are able to determine the semantic similarity between those two words as they take into account that those words tend to co-occur and are closely connected via other related words (e.g. Java, C++, computer) that might also co-occur.

The effectiveness of text embedding techniques is determined by the quality of the pre-trained large language model. The larger the language model, the more potential connections among different words it is able to establish. We utilize OpenAI's ADA text embedding language model, which is one of the most comprehensive and effective language models to date. As we will demonstrate, applying text embedding techniques with this language model allows us to effectively link freelancer profiles to O\*NET occupations.

First, we create text embeddings for all O\*NET occupational titles, excluding any occupations that are not considered to be present on the Upwork platform. This list of excluded occupations was constructed by members of the research team after careful deliberation with researchers at Upwork. Appendix Table B1 lists all the included and excluded occupations. Second, we extract the titles from historical profiles and create profile title text embeddings for each freelancer. Note that we extract the most recent freelancer profile prior to the launch of ChatGPT. Third, we compute a cosine similarity score between the text embeddings of each freelancers' profile title and those of all occupational titles. We then treat the occupation with the highest cosine similarity score as that freelancer's occupation. Using the SOC code associated with that occupation, we then assign an LM AIOE score to that freelancer. Table 1 provides examples of freelancer profiles and the corresponding matched occupation after employing the procedure described above. For example, a freelancer using the title "Full stack Web developer with 8 years experience" is matched to the SOC for "Web Developers" and a freelancer using the title "Passionate photographer and video editor" is matched to the SOC for "Film and Video Editors."

Figure 3 plots the distribution of the LM AIOE across freelancers in our sample. As seen in the figure, there is substantial variation in the extent of exposure and this variation seems to follow a normal distribution. We note that, while the Felten et al. (2023) is standardized such that it has a mean of zero and a standard deviation of 1, the mean and median of the LM AIOE measure in our study is greater in comparison. This difference reflects the representation of white collar jobs that generally have higher values of AI exposure on the Upwork platform.

We acknowledge that this approach to capturing freelancer exposure to generative AI technologies has limitations. It relies upon an assumption that freelancers' profiles accurately capture their workplace abilities and skills. Further, while we believe the text embeddings approach we use has face validity, there is certainly the possibility that noise may arise in the matching, particularly as some freelancers may not fit cleanly within any one occupation. In an effort to validate this approach, we had an independent research assistant manually check a random sample of 1000 profile matches and we found a rate of 97% accuracy in the profile-occupation match. Further, we note that even if there is noise in the matching, unless such noise systematically biases our measure of AI exposure, which is unlikely given that similar occupations are likely to have similar AI exposure scores, this should not result in biased estimates.

### *Empirical Specification*

To examine how freelance workers who are more (vs. less) exposed to generative AI change their strategic behavior following advancement in generative AI technologies, we employ a continuous difference-in-difference design (Angrist and Pischke, 2009; D'Haultfœuille, Hoderlein, and Sasaki, 2023) and treat the public release of the large language modeling chatbot ChatGPT by OpenAI on November 30, 2022 as an exogenous shock that represents a sharp and discontinuous advancement in generative AI technologies. We estimate regression models in the following form:

$$Y_{it} = \beta AIOE_i \times Post_t + \alpha_i + \Gamma_i \times \tau_t + \varepsilon_{it}$$

We use the two-way fixed effect specification in all models where we include freelancer fixed effect, denoted by  $\alpha_i$ , and freelancer pre-ChatGPT modal work category-by-month fixed effect, denoted by  $\Gamma_i \times \tau_t$ . The inclusion of freelancer fixed effect accounts for any time-invariant unobserved characteristics such as ability and demographics.  $\Gamma_i$  denotes fixed effect for freelancer  $i$ 's modal work category pre-ChatGPT, which is the work category that the freelancer has completed the most contracts in in the months prior to the launch of ChatGPT. The inclusion of freelancer pre-ChatGPT modal work category-by-month fixed effect serves to account for any work category specific time trends that might

skew demand for skills as well as any general time specific unobserved factors such as platform-wide initiatives or macroeconomic conditions.

$Y_{it}$  denotes outcomes of interest: *bids*, *unique work category count*, *unique specialization count*, *bid concentration*, *similarity* (constructed relative to the pre-period, to peers, and to the population of freelancers), and *contracts completed*. All count outcome variables are log-transformed.  $AIOE_i$  is a continuous variable that indicates the LM AIOE for freelancer  $i$  using that freelancer’s client-facing profile title prior to the launch of ChatGPT.  $Post_t$  is an indicator variable that is equal to 0 in months before the launch of ChatGPT (November 2022 and earlier) and 1 after (December 2022 onwards). In models where measures of specialization or differentiation are the outcome variables, we also include *bids* as a control variable. In all models, standard errors are clustered at the freelancer-level.

The identifying assumption of this design is that freelancers with high versus low AI occupational exposure scores would have had the same trends in application behavior and hiring outcomes if ChatGPT had not been released. In other words, we assume that the release of ChatGPT is quasi-exogenous with respect to freelancer activity on the Upwork platform. While this identifying assumption is fundamentally untestable, as discussed in detail above, we believe that this identifying assumption is plausible given the sudden and unexpected nature of ChatGPT’s release, as well as the rapid adoption of the tool. We assess the validity of the parallel-trend assumption by examining pre-trends in estimated outcomes with event study specifications in the following form:

$$Y_{it} = \sum_{k=T_0}^{k=-1} \beta_k AIOE_i \times Pre_k + \sum_{k=1}^{k=T_1} \beta_k AIOE_i \times Post_k + \alpha_i + \Gamma_i \times \tau_t + \varepsilon_{it}$$

Where  $Pre_k$  and  $Post_k$  are indicator variables that are equal to 1 for observations that are  $k$  months before and after the launch of ChatGPT.  $T_0$  and  $T_1$  are the lowest and highest number of leads and lags surround the launch of ChatGPT. In our case,  $T_0$  is March 2022 and  $T_1$  is December 2023. Table 2 shows the summary statistics and documents pairwise correlations among the main variables of interest.

## Main Results

### *Exposure to Technology and Strategic Responses*

In Table 3, we present our baseline DiD estimates showing the effect of exposure to generative AI technologies on freelancer activity and strategic positioning pre- vs. post-ChatGPT. In columns 1 and 2, we show that, post-ChatGPT, exposure is associated with an increase in the number of bids (intensive margin) ( $p < 0.01$ ), though it does not appear to have an effect on whether or not a freelancer bids on any job posts in a month (extensive margin). A one-unit increase in the LM AIOE, which is the standard deviation of the LM AIOE across the entire set of occupations for which Felten et al. (2023) calculate exposure scores for, is associated with 3.3% more bids-per-month in the post-period.<sup>5</sup> Columns 3 and 4 consider measures of strategic positioning as they relate to freelancer breadth. We find evidence that post-ChatGPT, exposure is associated with a decrease in the count of unique specializations (column 3) and an increase in concentration in terms of specializations (column 4) (both significant at  $p < 0.01$ ). To contextualize the size of these estimates, a one-unit increase in the LM AIOE is associated with 1.9% fewer unique specializations and is associated with a 1.9% increase in concentration across specializations in the post-period. Columns 5 through 7 consider measures of strategic positioning as they relate to differentiation. We find evidence that that post-ChatGPT, exposure is associated with a decrease similarity relative to pre-period bidding (column 5), relative to peers (column 6), and relative to the entire population of freelancers (all significant at  $p < 0.01$ ). To contextualize the size of these estimates, a one-unit increase in the LM AIOE is associated with decreases of 1.7%, 1.2%, and 1.3% for similarity relative to pre-period behavior, to peers, and to the population in the post-period, respectively.

These results provide initial patterns to the empirical questions we raised in the front end of the manuscript. It appears that more exposed freelancers increase their activity on the platform relative to their less exposed counterparts in response to advances in generative AI technologies. Rather than “branching out” to new skills, we document a decrease in the count of unique skills and an increase in skill

---

<sup>5</sup> Effect sizes are calculated as  $e^{\beta}-1$  for logged dependent variables. For non-logged variables, percent changes are calculated as the coefficient estimate divided by the unconditional sample mean.

concentration that is consistent with a narrowing in strategic positioning. Further, there is evidence that more exposed freelancers appear to differentiate themselves following the launch of ChatGPT, both relative to their own pre-period behavior, as well as relative to other freelancers on the platform. It is also worthwhile to compare these results to the patterns we document across all sample freelancers in Figure 2. While we document decreases in the number of bids across all freelancers, it appears that those decreases are mitigated among more exposed freelancers. On the other hand, the patterns we document in terms of changes in strategic positioning for more (vs. less) exposed freelancers are directionally consistent with those obtained across the entire sample.<sup>6</sup>

For the above estimates, identification relies on the assumption that, conditional on the controls, there are no underlying trends in freelancer activity or strategic behavior related to exposure to generative AI technologies that may bias these estimates. We investigate whether this assumption is met by testing for the presence of pre-trends using relative time models, as discussed in the methods section. We present the regression estimates obtained using these models in *Appendix Table A3* and display the results graphically in Figure 4. These figures appear to suggest that the parallel trends assumption is mostly met for the majority of specifications. In the pre-period, we see little evidence of any underlying trends based on the LM AIOE and estimates of the pre-period effect of the LM AIOE are largely not significantly different than zero. As in Figure 2, we do see a slight pre-trend of changes in behavior starting in November 2022 rather than the start of the post-period in December 2022. However, following the launch of ChatGPT, there appears to be clear changes in bidding activity (Figure 4, Panel A), a decrease in the count of unique specializations and increase in concentration (Figure 4, Panels B and C), and a decrease in similarity relative to pre-period behavior and relative to peers on the platform (Figure 4, Panels D and E). We note that the results

---

<sup>6</sup> We note that the results documented thus far assume a linear effect of AI exposure in the post-period. This may not necessarily be the case as exposure may have different effects across thresholds. We explore whether this may be the case by transforming the continuous LM AIOE measure into a categorical variable based on the quartile of LM AIOE exposure a freelancer belongs to in *Appendix Table A4*. We find that the effects do not appear to be clearly linear; there are diminishing returns as AI exposure increases above median values. We test for, but do not find evidence for, a quadratic relationship (*Appendix Table A5*)

considering similarity relative to the population of freelancers (Figure 4, Panel F), however, are less clear, and shows changes in freelancer behavior prior to the shock and unclear patterns in post-period responses.

The relative time models also allow us to investigate how these effects manifest temporally. The figures show interesting patterns. There is an immediate change in the count of freelancer bids and in breadth following the shock that appears to plateau two or three months after the launch of ChatGPT before effect sizes grow again four or five months following the launch of ChatGPT. This may provide some context on how the diffusion of ChatGPT manifested in this labor market. It appears there may have been an immediate effect following the widespread release of ChatGPT, and that this effect may have grown even larger as future versions of ChatGPT were released and as hirers and freelancers became more accustomed to this tool. We note that the corresponding increase in April 2023 could correspond to the launch of the GPT-4 update to ChatGPT, which represented a meaningful improvement in terms of performance of the product (e.g., Brin *et al.*, 2023; Heaven, 2023b). On the other hand, the models considering differentiation as measured through the similarity measures show an immediate decrease in similarity that appears to grow smaller over time. We conjecture that such changes could be the result of large changes in the immediate aftermath of the launch of ChatGPT as freelancers each experimented with how the tool could change their strategies before an increase in convergence as freelancers ultimately returned to positions closer to their starting points.

#### *Supply and Demand-side Drivers of Responses*

The results thus far seem to indicate that freelancers change their strategic behavior on the Upwork platform following the launch of ChatGPT. However, it is less immediately clear what drives these changes. The advance in language modeling capabilities brought about by ChatGPT likely shaped the demand for different kinds of tasks (Demirci *et al.*, 2023; Hui *et al.*, 2023), and freelancers' strategic changes could be driven by shifts in the demand for labor. As shown in Figure 2, it appears that the launch of ChatGPT also led to a large increase in supply of freelancers on the platform, and freelancers may be repositioning themselves to account for changes in the nature of competition on the platform driven by this increase in

supply. Further, even accounting for demand and supply-side changes, freelancers may choose to reposition themselves based on their ability to access and use ChatGPT themselves.

While we document platform-wide changes in demand and supply in Figure 2, there is significant variation in supply and demand changes in the platform following the launch of ChatGPT. In Table 4, we present the specializations with the largest increases and decreases in monthly demand (as measured by job posts belonging to that specialization) and monthly supply (as measured by unique freelancers submitting a bid to jobs belonging to that specialization) in the post-period relative to the pre-period during the sample time period. Unsurprisingly, there is a high degree of correlation between the change in demand and the change in supply for a given specialization – for example, the specialization “Other Language Tutoring & Interpretation” experiences both the largest increase in demand and in supply.<sup>7</sup> However, in some cases, supply and demand do not move in lockstep. For example, while there is a 100.6% increase in the supply of freelancers bidding for “Machine Learning” jobs, there is only a 28.9% increase in the demand for such jobs, and while there is a 64.2% increase in the supply of freelancers bidding for “Marketing Copywriting” jobs, there is a 2.2% decrease in the demand for such jobs.

To explore whether and to what extent such factors may contribute to the changes we document, we conduct an exploratory analysis that examines how changes in freelancer strategic positioning are shaped by the extent to which freelancers are exposed to changes in demand or supply based on their ex-ante strategic positioning. To do so, we leverage variation in the change in demand and supply across work specializations (as defined by Upwork) to construct two additional measures that capture freelancer-specific exposure to demand change and exposure to supply change based on a freelancer’s pre-period bidding behavior. These measures are constructed at the freelancer-level using the formula  $\sum_{i=1}^N w_i c_i$ , where  $i$  indexes unique work specializations,  $w_{it}$  represents the relative weight of a given specialization among pre-period bids (i.e., the percent of bids in the pre-period for a given freelancer that belong to specialization  $i$ ), and  $c_{it}$  represents the percent change in average monthly demand or supply for the post-period relative to

---

<sup>7</sup> The correlation between demand change and supply change at the specialization-level is 0.81. We present a scatter plot showing this correlation visually in *Appendix Figure A1*.



the pre-period. Higher (lower) values of the demand and supply change exposure measure thus captures freelancers who, based on their pre-period strategic positioning, were exposed to larger increases (decreases) in demand or supply on the platform. To investigate whether and to what extent exposure to changes in demand and/or supply account for changes in freelancer strategic positioning, we consider continuous DiD models that interact the post-period indicator with both the supply and demand measures (Table 5, Panel A), as well as a version that includes triple interactions between the post-period indicator, the supply and demand exposure measures, and the measure of LM AIOE (Table 5, Panel B).

The results of this analysis suggest that freelancer exposure to supply and demand change both play a role in shaping freelancer's strategic responses to advances in generative AI, albeit in slightly different ways. Table 5, Panel A shows that, following the launch of ChatGPT, both demand and supply change exposure is associated with an increase in bidding. However, the moderating effect of demand change exposure and supply change exposure diverge when considering strategic breadth and differentiation – supply change exposure is associated with greater breadth, reduced concentration and marginally greater differentiation relative to peers, while demand change exposure is associated with less breadth, greater concentration, and less differentiation relative to peers. In Table 5, Panel B, considering the triple interactions between the LM AIOE, post-period indicator, and supply and demand exposure measures, the baseline effects of AI exposure on count of bids, strategic breadth, and differentiation, documented in Table 4, are stronger when freelancers' pre-period behavior suggests that there is an increase in demand for their skills and are smaller when freelancers' pre-period behavior suggests that there is an increase in competition in the spaces that they operate in.

These results are exploratory, and must be interpreted with caution, particularly given the strong positive relationship between supply and demand change exposure in our sample. However, they suggest that changes in supply and demand shape freelancers' strategic responses to technological change. As technological change increases demand in the domains they specialize in, freelancers appear more likely to increase their bidding activity and narrow their breadth; as competition increases due to an increase in supply on the other hand, freelancers still increase their bidding activity (perhaps needed to maintain their

performance in a more competitive environment) but explore more. Similar patterns emerge looking at freelancers that are more exposed to generative AI: those experiencing increases in demand in the domains they operate in narrow their focus and differentiate more relative to their pre-period behavior and their peers, while those experiencing increases in competition in the domains they operate in broaden their focus and appear to differentiate themselves less relative to pre-period behavior. We note, however, that the baseline DiD estimate of the effect of exposure post-ChatGPT remains directionally consistent and as in fact larger in magnitude with the addition of these interactions, suggesting freelancers' strategic repositioning may not only be driven by changes in supply and demand and but instead may also reflect agentic choices to take advantage of the novel technology.

#### *Heterogeneity by Freelancer Characteristics*

We next examine whether there is heterogeneity in the effect of AI exposure post-ChatGPT based on individual freelancer characteristics. We specifically consider heterogeneity across three dimensions: freelancer experience (as measured by the count of bids they have submitted in the pre-period) and freelancer skill-level (as measured using Upwork's categorization of the skill-level of completed contracts).<sup>8</sup> For each of these metrics, we define freelancers as above or below median using pre-period data and interact the above median indicator with our DiD coefficient.<sup>9</sup> The results of this analysis are presented in Table 6.

Panel A contains the results considering heterogeneity across freelancer experience. We find that, following the launch of ChatGPT, more experienced freelancers reduce their bidding on the platform, to increase their breadth, and decrease their similarity. Further, the increase in bids among more AI-exposed freelancers is driven by more experienced freelancers, as DiD coefficient of *Post-ChatGPT x LM AIOE* is negative, while the interaction between the DiD coefficient and the above median experience indicator is

---

<sup>8</sup> Freelancer skill-level can only be constructed for a subset of freelancers that completed a job during the pre-period for which we have data on job skill-level, and as such, models considering the moderating role of freelancer skill-level are considered only on that sample of freelancers. We note that considering heterogeneity based on freelancer ratings was not feasible, as ratings are highly skewed (i.e., the majority of freelancers with ratings data have a perfect rating).

<sup>9</sup> We do so to avoid using continuous-by-continuous interactions which can be hard to interpret.

positive and significant. We find evidence that, among exposed freelancers, more experienced freelancers experience a larger decrease in the count of skills in the post-period and differentiate themselves less relative to their pre-period behavior, but we do not find that freelancer experience moderates the DiD effect on concentration or on similarity relative to peers or the broader population.

Panel B contains the results considering heterogeneity across freelancer skill-level. We find that more skilled freelancers increase their bidding activity more on Upwork following the launch of ChatGPT, decrease their count of specializations, and increase their similarity relative to their pre-period behavior, their peers, and the population of freelancers. Among exposed freelancers, there is no difference in bidding activity post-ChatGPT based on pre-period skill-level, but higher-skill freelancers decrease their count of specializations, increase their concentration less, differentiate themselves less relative to their pre-period behavior and their peers than their lower-skill counterparts.

These findings add interesting nuance to our main results. More experienced exposed freelancers are particularly likely to increase bidding activity on the platform following the launch of ChatGPT, perhaps because they rely heavily on the platform and are seeking ways to maintain business as demand on the platform shifts. Higher skilled and more experienced freelancers appear to differentiate themselves less following the launch of ChatGPT, perhaps because their developed expertise makes it harder for them to move to new areas.

### *Downstream Implications*

In additional analyses, we consider the downstream implications of these changes by considering how exposure to generative AI affects performance on the platform post-ChatGPT and evaluating how this effect differs based on freelancer characteristics and freelancer strategic positioning in the post-period. The results of this analysis are presented in Table 7 and described briefly below. We find that AI exposure is associated with a decrease in contracts in the pre-period, and such a decrease is particularly concentrated among more experienced freelancers, freelancers that were more concentrated in the pre-period, and high-skill freelancers. Interestingly, AI exposure is associated with an increase in contracts in the post-period among below median skill freelancers, echoing findings that generative AI tools may be

particularly beneficial to lower skill workers (e.g., Dell’Acqua *et al.*, 2023; Noy and Zhang, 2023).

Finally, we explore how freelancers’ strategic responses shape their downstream performance. We show that: a) bid concentration is positively associated with performance in the post-period and helps mitigate the negative effect of AI exposure on performance (column 4); similarity to pre-period bidding has a baseline positive effect on performance in the post-period, but appears to negatively moderate the effect of AI exposure in the post-period (column 5); and c) similarity to peers has a negative effect on performance in the post-period and also negatively moderates the effect of AI exposure on performance in the post-period (column 6). Taken together, the results suggest that the pre-dominant freelancer strategic responses that we document in this setting – decreasing breadth and increasing differentiation – may be rational responses that enable freelancers to mitigate the deleterious effects of technological change on their performance, at least in the short term.

### *Robustness*

We conduct a series of tests to probe the robustness of our results of our continuous DiD analysis exploring the effect of AI exposure in the post-period. We find that our results are robust to using just freelancer and date fixed effects, excluding the modal pre-period work category-by-month fixed effects used in our main specification (*Appendix Table A6*) and to excluding freelancers with LM AIOE scores below the 1<sup>st</sup> percentile and above the 99<sup>th</sup> percentile (*Appendix Table A7*). On Upwork, freelancers may be invited to bid to jobs by hirers, and we find that our results are robust to constructing our dependent variables only using non-invited bids (*Appendix Table A8*). We also investigate whether the results are different for high, medium, and low value jobs (*Appendix Table A9*) and find that exposure is actually negatively related to the number of bids to high-value jobs; all other results are consistent with our main results. We do not find differences in strategic behavior with respect to fixed vs. hourly jobs (*Appendix Table A10*). We replicate our main analysis with freelancer-specific time trends and find that while the relationship between the count of bids and LM AI exposure post-ChatGPT is no longer significant, we continue to find the effects on freelancer strategic positioning (*Appendix Table A11*).

## **Discussion**

In this project, we explore how advances in generative AI affect the strategic positioning of more vs. less exposed freelance workers. Leveraging internal data from the Upwork freelancing platform as well as a measure of occupational exposure to generative AI technologies, we explore how exposure to generative AI technologies affects freelancers' on-platform behavior following the launch of ChatGPT in December 2022. We document that, while the number of jobs and bids remain stable following the launch of ChatGPT, there is a large influx in new freelancers and the average number of bids-per-freelancer falls. We explore how freelancers change their strategic positioning in response to this shock and find evidence that they submit less bids, narrow their breadth, and increase their differentiation relative to their own pre-period behavior as well as relative to their on-platform peers. We show that freelancers with profiles that suggest that they may be more exposed to generative AI increase their bidding activity on the platform, concentration, and differentiation on the platform relative to their less exposed peers post-shock. We document how changes in demand and supply play a role in driving such strategic responses, but present evidence that suggests that the changes are not solely driven by such factors. Finally, we document heterogeneity in terms of the effect of exposure in terms of freelancer pre-period experience and skill-level and consider the downstream implications of these effects for freelancer performance on the platform.

Our results extend our theoretical knowledge of the ways in which technological change can affect strategic positioning. We show that, as technology change stimulates growth in demand for certain kinds of tasks, affected workers or firms increase their activity and narrow their breadth, leveraging their expertise in growing domains. On the other hand, as technological change lowers barriers to entry and leads to an influx of new entrants, though affected workers or firms increase their efforts, perhaps to offset increased competition, they branch out and increase their breadth. Further, we show that increased focus and increased differentiation in the face of technological change can help mitigate the extent to which firms experience disruption and a loss of performance.

To our knowledge, our research is the first to systematically explore changes in worker positioning in response to advances in AI technology. We build upon previous work that considers how AI technologies may affect the demand for more exposed jobs or tasks (e.g., Alekseeva *et al.*, 2021; Demirci *et al.*, 2023; Hui *et al.*, 2023), to consider the supply-side responses to such changes in demand. By documenting how freelance workers change their behavior in response to technological change, we shed light on how novel technologies can reshape the supply of labor across jobs and tasks. Further, our research contributes to a broader literature in labor economics that studies how technology affects workers' career trajectories and skill development (Acemoglu and Restrepo, 2019; Autor, 2022).

We note that our research also has limitations that offer opportunities for future study. Our empirical setting is a freelance labor market, and it is likely that the effects may manifest differently in this setting, where hiring is often short-term and for discrete tasks, rather than in more traditional hiring situations, where a worker may be employed full-time and can be reallocated across different tasks. We only observe the freelancers' activities on the platform, and don't have insight into freelancers' activities off the platform. Further, we measure changes in freelancer strategic positioning over a relatively short time window (one year). It is possible, if not likely, that these effects will continue to evolve over time, both as AI technologies improve and as workers and employers learn more about how best they can deploy these tools. Finally, our empirical results yield interesting puzzles that could be explored further in future research. We document that the effect of AI exposure in the post-period appears to plateau, and it would be interesting to identify why this is the case and whether this pattern continues over time. Further, our study does not explicitly consider whether freelancers might directly embrace AI, and if so, what that may mean for their positioning or performance. While other scholars have begun to broach this topic (Hui *et al.* 2023), it remains a fertile ground for future study.

AI has the potential to be a foundational technology of the modern era, and already, we are seeing evidence of its massive potential in the economy. Given the nascency of this technology and its vast potential, it is critical to better understand its effect on workers, firms, and markets. We hope that our

research takes a step towards describing how advances in AI technologies can affect the strategic positioning of workers and is a foundation that future work can build upon.

## References

- Acemoglu D, Autor D, Hazell J, Restrepo P. 2022. Artificial Intelligence and Jobs: Evidence from Online Vacancies. *Journal of Labor Economics*. The University of Chicago Press **40**(S1): S293–S340.
- Acemoglu D, Restrepo P. 2019. Automation and New Tasks: How Technology Displaces and Reinstates Labor. *Journal of Economic Perspectives* **33**(2): 3–30.
- Alekseeva L, Azar J, Giné M, Samila S, Taska B. 2021. The demand for AI skills in the labor market. *Labour Economics* **71**: 102002.
- Angrist JD, Pischke J-S. 2009. *Mostly Harmless Econometrics: an Empiricist's Companion*. Princeton University Press: Princeton.
- Autor D. 2022, May. The Labor Market Impacts of Technological Change: From Unbridled Enthusiasm to Qualified Optimism to Vast Uncertainty. Working Paper Series. Working Paper, National Bureau of Economic Research. Available at: <https://www.nber.org/papers/w30074>.
- Autor DH, Levy F, Murnane RJ. 2003. The Skill Content of Recent Technological Change: An Empirical Exploration. *The Quarterly Journal of Economics* **118**(4): 1279–1333.
- Baldassarre MT, Caivano D, Fernandez Nieto B, Gigante D, Ragone A. 2023. The Social Impact of Generative AI: An Analysis on ChatGPT. In *Proceedings of the 2023 ACM Conference on Information Technology for Social Good*, GoodIT '23. Association for Computing Machinery: New York, NY, USA: 363–373. Available at: <https://dl.acm.org/doi/10.1145/3582515.3609555>.
- Beane M, Anthony C. 2024. Inverted Apprenticeship: How Senior Occupational Members Develop Practical Expertise and Preserve Their Position When New Technologies Arrive. *Organization Science*. INFORMS **35**(2): 405–431.
- Benner MJ, Waldfoegel J. 2016. The Song Remains the Same? Technological Change and Positioning in the Recorded Music Industry. *Strategic Science*. INFORMS **1**(3): 129–147.
- Benner MJ, Waldfoegel J. 2023. Changing the channel: Digitization and the rise of “middle tail” strategies. *Strategic Management Journal* **44**(1): 264–287.
- Berg JM, Raj M, Seamans R. 2023. Capturing Value from Artificial Intelligence. *Academy of Management Discoveries*. Academy of Management **9**(4): 424–428.
- Brin D *et al.* 2023. Comparing ChatGPT and GPT-4 performance in USMLE soft skill assessments. *Scientific Reports*. Nature Publishing Group **13**(1): 16492.
- Carlson NA. 2023. Differentiation in microenterprises. *Strategic Management Journal* **44**(5): 1141–1167.
- Choi JH, Schwarcz D. 2023, August 13. AI Assistance in Legal Analysis: An Empirical Study. SSRN Scholarly Paper, Rochester, NY. Available at: <https://papers.ssrn.com/abstract=4539836>.
- Dell'Acqua F *et al.* 2023, September 15. Navigating the Jagged Technological Frontier: Field Experimental Evidence of the Effects of AI on Knowledge Worker Productivity and Quality. SSRN Scholarly Paper, Rochester, NY. Available at: <https://papers.ssrn.com/abstract=4573321>.
- Demirci O, Hannane J, Zhu X. 2023, October 15. Who is AI Replacing? The Impact of Generative AI on Online Freelancing Platforms. SSRN Scholarly Paper, Rochester, NY. Available at: <https://papers.ssrn.com/abstract=4602944>.
- D'Haultfœuille X, Hoderlein S, Sasaki Y. 2023. Nonparametric difference-in-differences in repeated cross-sections with continuous treatments. *Journal of Econometrics* **234**(2): 664–690.
- Eggers JP, Park KF. 2018. Incumbent Adaptation to Technological Change: The Past, Present, and Future of Research on Heterogeneous Incumbent Response. *Academy of Management Annals*. Academy of Management **12**(1): 357–389.
- Eloundou T, Manning S, Mishkin P, Rock D. 2023, March 23. GPTs are GPTs: An Early Look at the Labor Market Impact Potential of Large Language Models. arXiv. Available at: <http://arxiv.org/abs/2303.10130>.
- Feigenbaum J, Gross DP. 2022, April 12. Answering the Call of Automation: How the Labor Market Adjusted to the Mechanization of Telephone Operation. SSRN Scholarly Paper, Rochester, NY. Available at: <https://papers.ssrn.com/abstract=3722562>.
- Felten E, Raj M, Seamans R. 2021. Occupational, industry, and geographic exposure to artificial intelligence: A novel dataset and its potential uses. *Strategic Management Journal* **n/a**(n/a). Available at: <https://onlinelibrary.wiley.com/doi/abs/10.1002/smj.3286>.
- Felten EW, Raj M, Seamans R. 2023, April 10. Occupational Heterogeneity in Exposure to Generative AI. SSRN Scholarly Paper, Rochester, NY. Available at: <https://papers.ssrn.com/abstract=4414065>.
- Ferguson J-P, Hasan S. 2013. Specialization and Career Dynamics: Evidence from the Indian Administrative Service. *Administrative Science Quarterly*. SAGE Publications Inc **58**(2): 233–256.

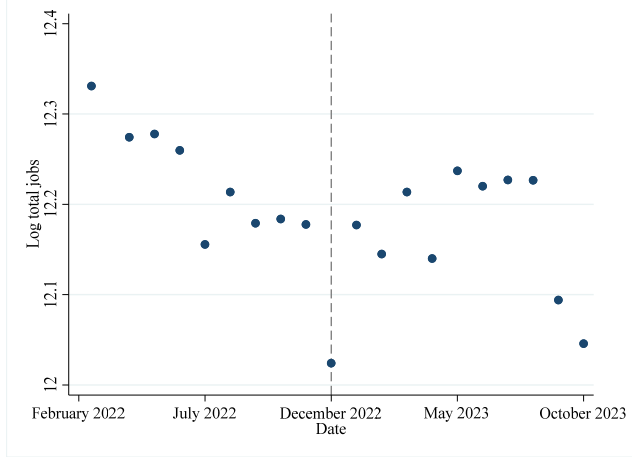


- Graebner ME, Knott AM, Lieberman MB, Mitchell W. 2023. Empirical inquiry without hypotheses: A question-driven, phenomenon-based approach to strategic management research. *Strategic Management Journal* **44**(1): 3–10.
- Guzman J, Li A. 2023. Measuring Founding Strategy. *Management Science*. INFORMS **69**(1): 101–118.
- Heaven WD. 2023a, March 3. The inside story of how ChatGPT was built from the people who made it | MIT Technology Review. Available at: <https://www.technologyreview.com/2023/03/03/1069311/inside-story-oral-history-how-chatgpt-built-openai/> [18 March 2024].
- Heaven WD. 2023b, March 14. GPT-4 is bigger and better than ChatGPT—but OpenAI won't say why. *MIT Technology Review*. Available at: <https://www.technologyreview.com/2023/03/14/1069823/gpt-4-is-bigger-and-better-chatgpt-openai/> [18 March 2024].
- Hui X, Reshef O, Zhou L. 2023, July 31. The Short-Term Effects of Generative Artificial Intelligence on Employment: Evidence from an Online Labor Market. SSRN Scholarly Paper, Rochester, NY. Available at: <https://papers.ssrn.com/abstract=4527336>.
- Klepper S. 1996. Entry, Exit, Growth, and Innovation over the Product Life Cycle. *American Economic Review* **86**(3): 562–583.
- Lebovitz S, Lifshitz-Assaf H, Levina N. 2022. To Engage or Not to Engage with AI for Critical Judgments: How Professionals Deal with Opacity When Using AI for Medical Diagnosis. *Organization Science*. INFORMS **33**(1): 126–148.
- Liu J, Xu X, Li Y, Tan Y. 2023, August 9. 'Generate' the Future of Work through AI: Empirical Evidence from Online Labor Markets. arXiv. Available at: <http://arxiv.org/abs/2308.05201>.
- Luo X, Jia N, Ouyang E, Fang Z. 2024. Introducing machine-learning-based data fusion methods for analyzing multimodal data: An application of measuring trustworthiness of microenterprises. *Strategic Management Journal* **n/a**(n/a). Available at: <https://onlinelibrary.wiley.com/doi/abs/10.1002/smj.3597>.
- Miller CD, Wang RD. 2024. Product digitization and differentiation strategy change: Evidence from the book publishing industry. *Strategic Management Journal* **n/a**(n/a). Available at: <https://onlinelibrary.wiley.com/doi/abs/10.1002/smj.3586>.
- Narayanan S, Balasubramanian S, Swaminathan JM. 2009. A Matter of Balance: Specialization, Task Variety, and Individual Learning in a Software Maintenance Environment. *Management Science*. INFORMS **55**(11): 1861–1876.
- Noy S, Zhang W. 2023, March 1. Experimental Evidence on the Productivity Effects of Generative Artificial Intelligence. SSRN Scholarly Paper, Rochester, NY. Available at: <https://papers.ssrn.com/abstract=4375283>.
- OpenAI. 2022, March. New GPT-3 capabilities: Edit & insert. *OpenAI*. Available at: <https://openai.com/blog/gpt-3-edit-insert> [18 March 2024].
- Peng S, Kalliamvakou E, Cihon P, Demirel M. 2023, February 13. The Impact of AI on Developer Productivity: Evidence from GitHub Copilot. arXiv. Available at: <http://arxiv.org/abs/2302.06590>.
- Roose K. 2023, February 3. How ChatGPT Kicked Off an A.I. Arms Race. *The New York Times*. Available at: <https://www.nytimes.com/2023/02/03/technology/chatgpt-openai-artificial-intelligence.html>.
- Sætre AS, Van de Ven A. 2021. Generating Theory by Abduction. *Academy of Management Review*. Academy of Management **46**(4): 684–701.
- Saggu A, Ante L. 2023. The influence of ChatGPT on artificial intelligence related crypto assets: Evidence from a synthetic control analysis. *Finance Research Letters* **55**: 103993.
- Tripsas M, Gavetti G. 2000. Capabilities, Cognition, and Inertia: Evidence from Digital Imaging. *Strategic Management Journal* **21**: 1147–1161.
- Tushman ML, Anderson P. 1986. Technological Discontinuities and Organizational Environments. *Administrative Science Quarterly* **31**(3): 439.
- Yuan Z, Chen H. 2023. The Impact of ChatGPT on the Demand for Human Content Generating and Editing Services: Evidence from an Online Labor Market. *ICIS 2023 Proceedings*. Available at: <https://aisel.aisnet.org/icis2023/techandfow/techandfow/1>.
- Zuckerman EW, Kim T, Ukanwa K, von Rittmann J. 2003. Robust Identities or Nonentities? Typecasting in the Feature-Film Labor Market. *American Journal of Sociology*. The University of Chicago Press **108**(5): 1018–1073.

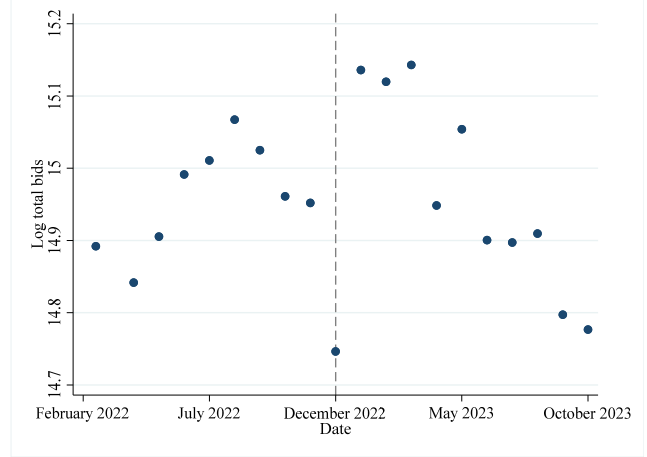
**Figure 1. Binned scatterplots of platform-level activity on Upwork during the sample period.**

The following figures are binned scatterplots showing trends in bidding activity, specifically total jobs, total bids, unique freelancers, bids-per-freelancer, and bids-per-job on Upwork during the sample period.

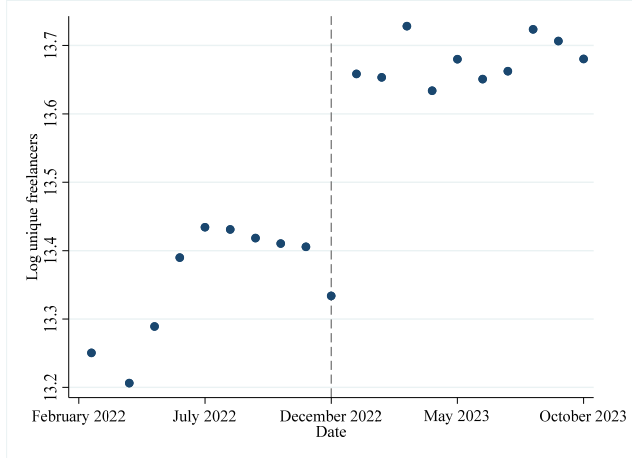
**Panel A. Log-transformed total jobs.**



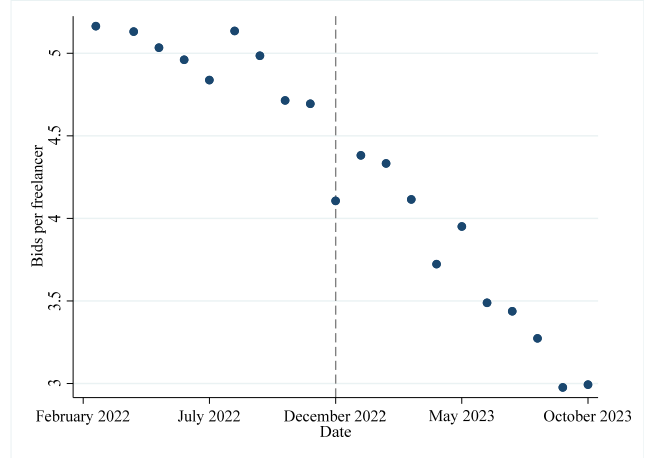
**Panel B. Log-transformed total bids.**



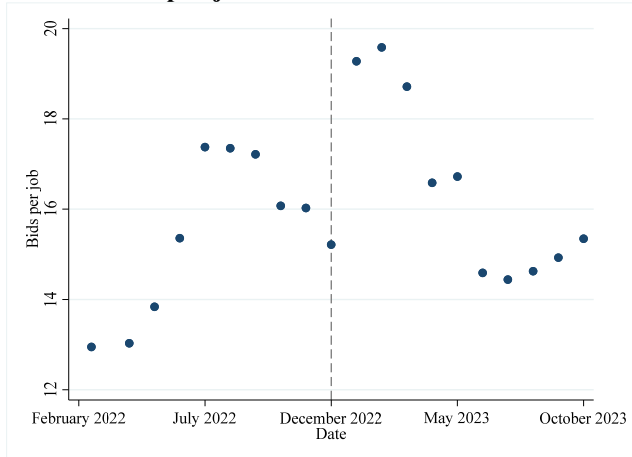
**Panel C. Log-transformed unique freelancers.**



**Panel D. Bids-per-freelancer.**



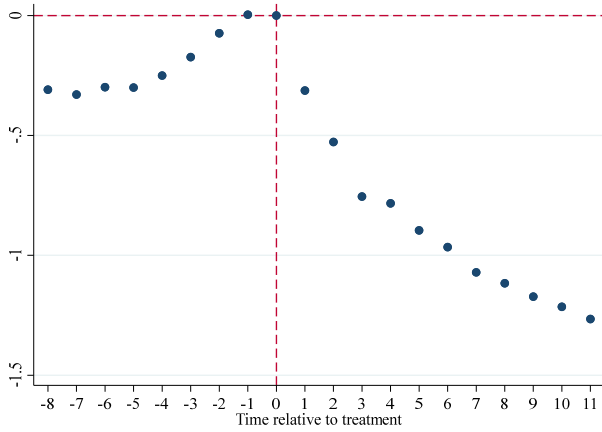
**Panel E. Bids-per-job.**



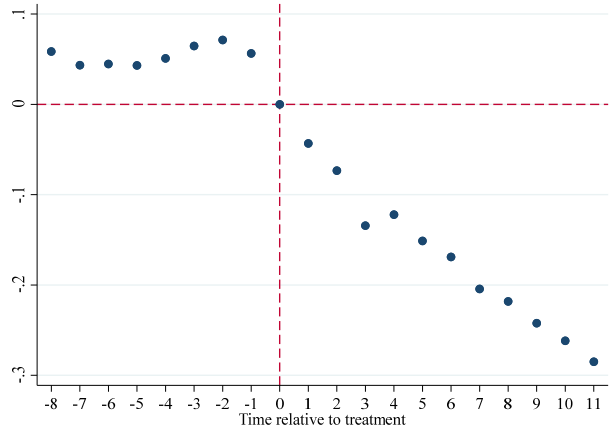
**Figure 2. Incumbent freelancer activity during the sample period.**

The following figures are event study plots showing how bidding activity changes over time for sample freelancers controlling for freelancer fixed effects. All figures show estimated coefficients from relative time models described in the manuscript.

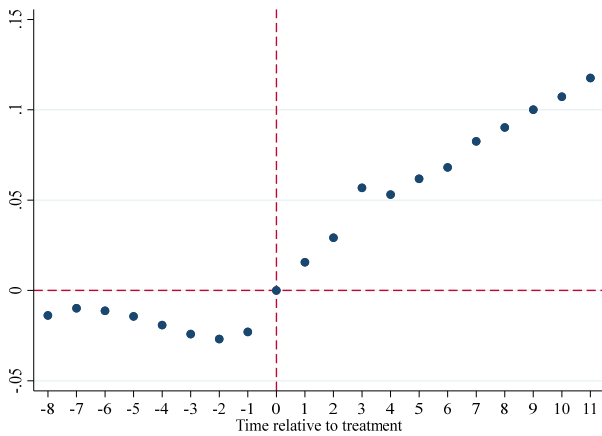
**Panel A. Log-transformed total bids.**



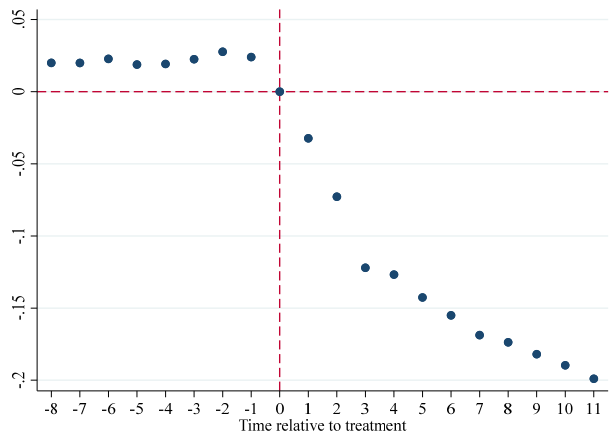
**Panel B. Log-transformed count specializations.**



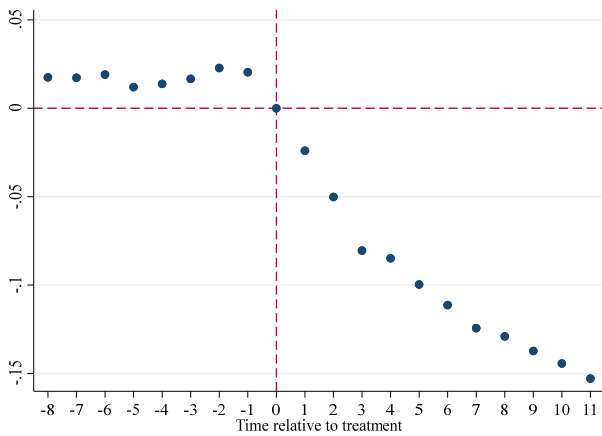
**Panel C. Specialization concentration.**



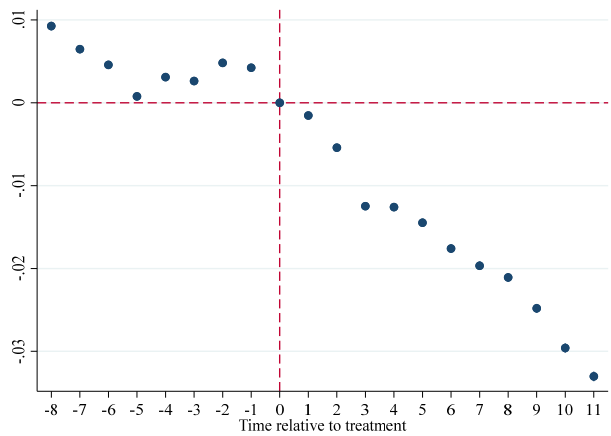
**Panel D. Similarity to pre-period bidding.**



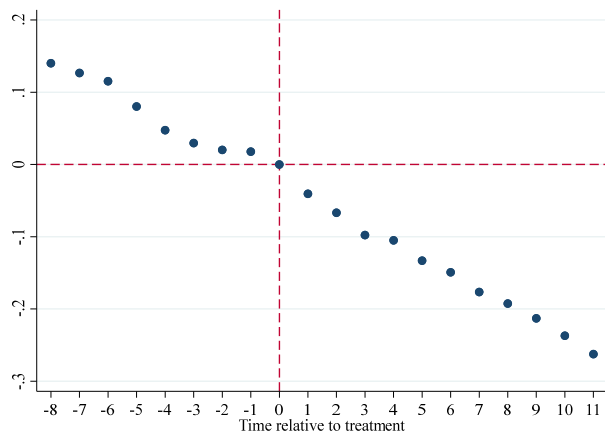
**Panel E. Similarity to peer freelancers.**



**Panel F. Similarity to population of freelancers.**

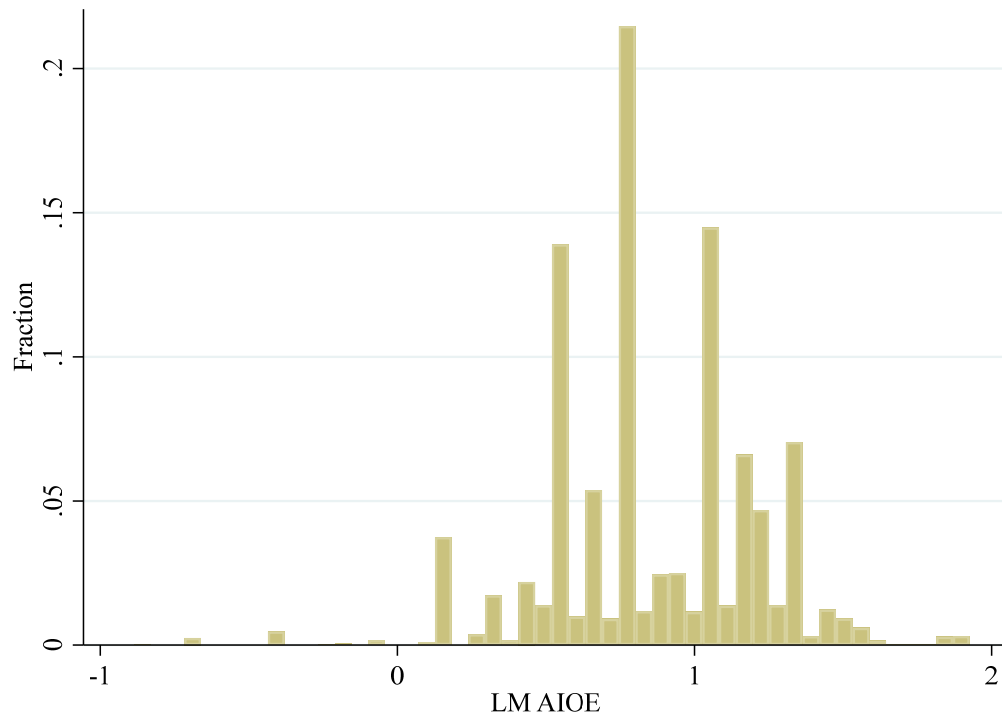


**Panel G. Log-transformed total jobs.**



**Figure 3. Histogram of sample LM AIOE.**

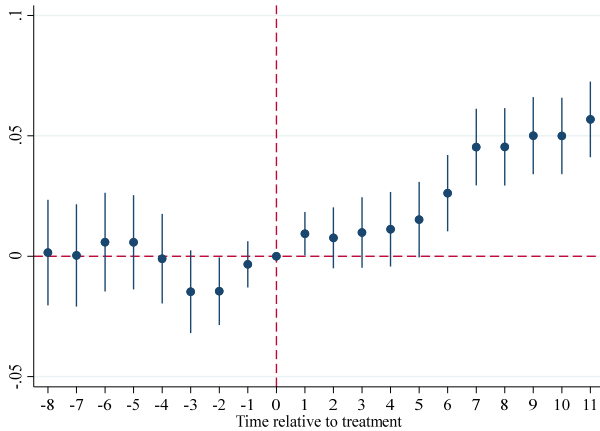
This figure below presents a histogram that plots the distribution of LM AIOE assigned to freelancers in our sample.



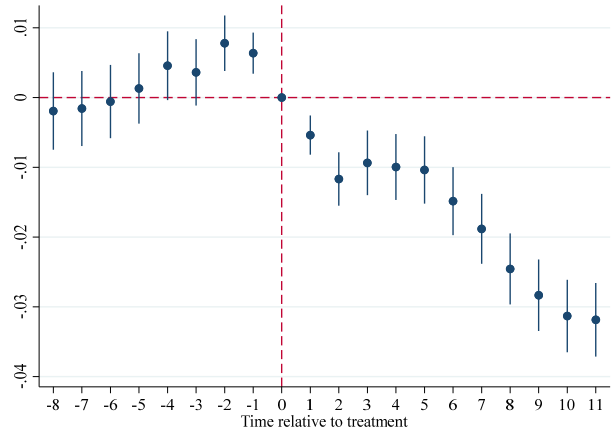
**Figure 4. Relative time models documenting the effect of AI exposure pre- and post-ChatGPT on bidding activity.**

The following figures are event study plots showing the effect of AI exposure pre- and post-ChatGPT on bidding activity. All figures show estimated coefficients from relative time models presented in *Appendix Table XX* columns 1-6, corresponding to Panel A to F.

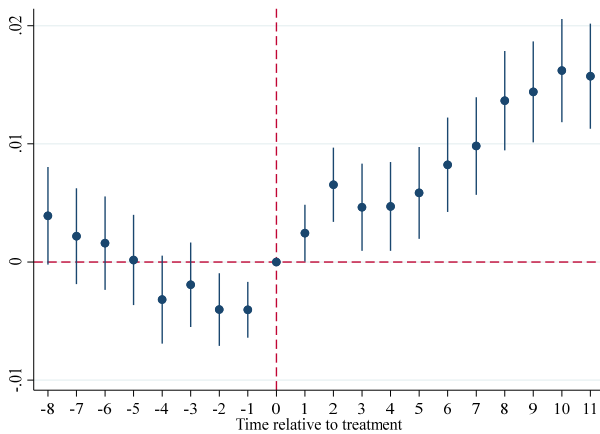
**Panel A. Log-transformed total bids.**



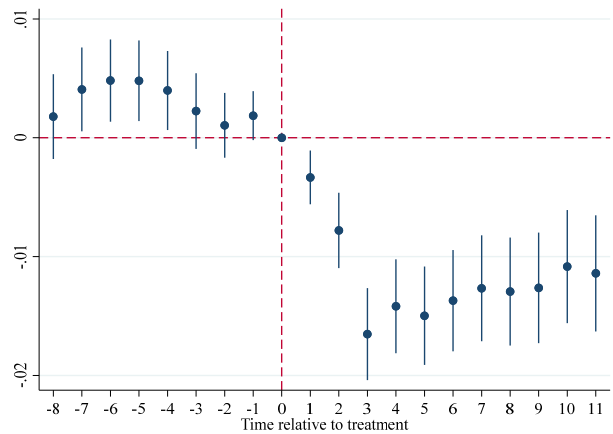
**Panel B. Log-transformed count specializations.**



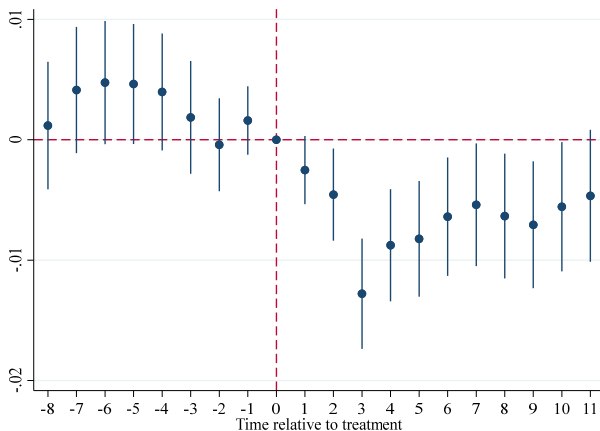
**Panel C. Specialization concentration.**



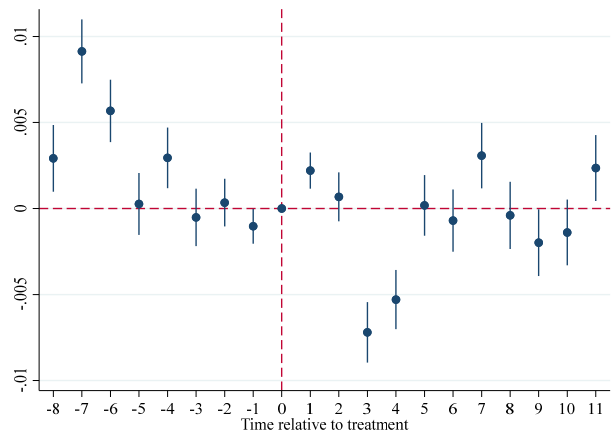
**Panel D. Similarity to pre-period bidding.**



**Panel E. Similarity to peer freelancers.**



**Panel F. Similarity to population of freelancers.**



**Table 1. Examples Freelancer Profiles and Matched Occupations**

The following table shows examples of freelancer profile titles and their matched occupational titles using the text embedding based matching procedure described in the “Freelancer AI Exposure” section. It also shows the respective SOC code from the O\*NET occupational directory and the respective cosine similarity computed with the underlying text embeddings.

Freelancer Profile Title	Matched Occupational Title	SOC Code	Cosine Similarity
Full stack Web developer with 8 years experience	Web Developers	15-1134	0.88
Client Support Associate	Customer Service Representatives	43-4051	0.91
Passionate photographer and video editor.	Film and Video Editors	27-4032	0.88
Web Designer, Squarespace Specialist and Logo Design	Graphic Designers	27-1024	0.88
Statistical and economic analyst	Statisticians	15-2041	0.91
Academic Research Writer and Editor	Writers and Authors	27-3042	0.87
Investment Manager	Investment Fund Managers	13-2099	0.94
Content Writer, Copywriter and SEO expert	Copy Writers	27-3043	0.87
Expert Shopify   Magento  Wordpress   Click Funnel  Neto	Online Merchants	13-1199	0.83
Test Automation, Selenium, Cypress, WebdriverIO, Mobile QA, API Testing	Software Quality Assurance Engineers and Testers	15-1199	0.86
Freelance Journalist, blogger, writer.	Reporters and Correspondents	27-3022	0.84
logo & branding	Graphic Designers	27-1024	0.85
Professional Virtual Assistant / Document Specialist / Photo Editor	Document Management Specialists	15-1199	0.88
Competent Translator from English to Russian and Ukrainian	Interpreters and Translators	27-3091	0.86
Bookkeeper/Certified Quickbooks and Xero ProAdvisor	Accountants	13-2011	0.85
Data Encoder	Data Entry Keyers	43-9021	0.83
Music Producer	Music Directors	27-2041	0.89
Goode Grammar - Cutting edge copywriting solutions	Proofreaders and Copy Markers	43-9081	0.84
SCRUM Master, Data Analyst, Business Analyst, Support Specialist	Computer User Support Specialists	15-1151	0.87
Storyboard Artist // Illustrator // Designer	Multimedia Artists and Animators	27-1014	0.85

**Table 2. Summary statistics.**

The following tables shows summary statistics (Panel A) and pairwise correlations (Panel B) for relevant variables used in the main analysis. All variables are at the freelancer-month level. Note that *any bids* does not have a correlation with *number of bids*, *count of unique specializations/work categories*, and *bid concentration (specialization/work categories)* because those variables are not populated when a freelancer does not submit any bids in the 3-month rolling period.

*Panel A: Sample means and standard deviations.*

Freelancer-month observations				5,261,958
Number of freelancers				281,341
LM AIOE	<i>mean</i>			0.86
	<i>std. dev</i>			0.35
		Full sample	Pre-ChatGPT	Post-ChatGPT
Number of bids	<i>mean</i>	17.63	21.67	14.79
	<i>std. dev</i>	66.19	70.15	63.10
Any bids	<i>mean</i>	0.80	0.91	0.72
	<i>std. dev</i>	0.40	0.29	0.45
Count of unique specializations	<i>mean</i>	4.51	4.83	4.22
	<i>std. dev</i>	4.09	4.07	4.09
Bid specialization concentration	<i>mean</i>	0.52	0.49	0.54
	<i>std. dev</i>	0.28	0.26	0.29
Similarity to pre-period bidding	<i>mean</i>	0.81	0.88	0.75
	<i>std. dev</i>	0.25	0.19	0.29
Contemporaneous similarity to peers	<i>mean</i>	0.74	0.79	0.70
	<i>std. dev</i>	0.29	0.26	0.31
Contemporaneous similarity to population	<i>mean</i>	0.24	0.24	0.23
	<i>std. dev</i>	0.15	0.15	0.15
Supply change exposure	<i>mean</i>	0.17	0.17	0.17
	<i>std. dev</i>	0.12	0.12	0.12
Demand change exposure	<i>mean</i>	-0.05	-0.05	-0.05
	<i>std. dev</i>	0.10	0.10	0.10
Number of completed contracts	<i>mean</i>	1.32	1.76	1.04
	<i>std. dev</i>	4.15	4.74	3.71
Any contracts	<i>mean</i>	0.44	0.57	0.35
	<i>std. dev</i>	0.50	0.50	0.48

Panel B: Pairwise correlations.

Variable	1	2	3	4	5	6	7	8	9	10	11	12	13
1 Number of bids	1.00												
2 Any bids	0.13	1.00											
3 Count of unique specializations	0.59	.	1.00										
4 Bid specialization concentration	-0.16	.	-0.60	1.00									
5 Similarity to focal pre-period bidding	0.15	.	0.24	-0.17	1.00								
6 Contemporaneous similarity to peers	0.12	.	0.14	-0.03	0.88	1.00							
7 Contemporaneous similarity to population	0.12	.	0.29	-0.35	0.16	0.13	1.00						
8 Supply change exposure	0.03	0.01	0.01	0.03	0.05	0.05	0.08	1.00					
9 Demand change exposure	0.02	0.01	-0.03	0.06	0.06	0.05	0.03	0.23	1.00				
10 Above median pre-period bids	0.16	0.19	0.29	-0.19	0.18	0.15	0.10	0.02	-0.01	1.00			
11 Above median pre-period skill level	0.12	0.11	0.14	-0.06	0.11	0.10	-0.08	0.09	-0.04	0.16	1.00		
12 Number of completed contracts	0.48	0.15	0.39	-0.13	0.15	0.12	0.05	-0.01	-0.01	0.16	0.15	1.00	
13 Any contracts	0.18	0.28	0.30	-0.21	0.22	0.17	0.06	0.01	0.01	0.16	0.18	0.41	1.00

Table 3. Estimates of the effect of AI exposure on freelancer bidding activity post-ChatGPT.

The following table presents regression estimates the effect of AI exposure on freelancer bidding activity post-ChatGPT. Robust standard errors clustered at the freelancer level in parentheses. \*\*\*, \*\*, and \* to denote significance at the 1%, 5%, and 10% level, respectively.

	(1)	(2)	(3) Specializations		(5) Similarity relative to...		
Dependent variable:	Log bids	Any bids	Log count	HHI	Pre-period behavior	Peers	Population
Post-ChatGPT x LM AIOE	0.032*** (0.006)	0.000 (0.002)	-0.019*** (0.001)	0.010*** (0.001)	-0.014*** (0.001)	-0.009*** (0.001)	-0.003*** (0.001)
Log number of bids			0.475*** (0.000)	-0.172*** (0.000)	0.123*** (0.000)	0.113*** (0.000)	0.041*** (0.000)
Freelancer fixed effects	Yes	Yes	Yes	Yes	Yes	Yes	Yes
Modal pre-period work category x date fixed effects	Yes	Yes	Yes	Yes	Yes	Yes	Yes
Mean DV	1.835	0.797	1.513	0.517	0.807	0.744	0.236
No. of freelancers	281,341	281,341	280,370	280,370	280,370	280,370	280,370
R-squared	0.598	0.365	0.864	0.612	0.549	0.515	0.759
Observations	5,261,958	5,261,958	4,190,224	4,190,224	4,190,224	4,190,224	4,190,224



**Table 4. Specializations with the largest decreases and increases in supply and demand on the platform post-ChatGPT.**

The following table presents the ten specializations with the largest decreases and increases in supply and demand on the platform post-ChatGPT. Changes in supply and demand are measured as the percent change in average monthly supply as measured by unique freelancers bidding on a job in that specialization and demand as measured by the number of jobs classified within that specialization.

<b>Largest decreases in demand</b>			<b>Largest increases in demand</b>		
<b>Work category</b>	<b>Specialization</b>	<b>Percent demand change</b>	<b>Work category</b>	<b>Specialization</b>	<b>Percent demand change</b>
Design & Creative	NFT Art	-87.0%	Translation	Other Language Tutoring & Interpretation	114.4%
Web, Mobile & Software Development	Blockchain & NFT Development	-83.8%	Translation	Other Translation & Localization Services	71.4%
Web, Mobile & Software Development	Crypto Wallet Development	-82.5%	Administrative Support	Product Reviews	48.0%
Writing	Other Sales & Marketing Copywriting	-47.0%	Writing	Other Editing & Proofreading Services	46.8%
Writing	Article & Blog Writing	-45.6%	Writing	Academic & Research Writing	45.8%
Writing	Other Content Writing	-38.9%	Administrative Support	Supply Chain & Logistics Project Management	45.3%
Customer Service	Community Management	-38.3%	Administrative Support	Business Project Management	41.0%
Writing	Copy Editing	-37.1%	Data Science & Analytics	Experimentation & Testing	40.9%
Writing	Ad & Email Copywriting	-34.8%	Administrative Support	Medical Virtual Assistance	39.0%
Web, Mobile & Software Development	Emerging Tech	-33.7%	Writing	Proofreading	38.9%
<b>Largest decreases in supply</b>			<b>Largest increases in supply</b>		
<b>Work category</b>	<b>Specialization</b>	<b>Percent demand change</b>	<b>Work category</b>	<b>Specialization</b>	<b>Percent demand change</b>
Design & Creative	NFT Art	-88.2%	Translation	Other Language Tutoring & Interpretation	136.6%
Web, Mobile & Software Development	Blockchain & NFT Development	-84.9%	Data Science & Analytics	Machine Learning	100.6%
Web, Mobile & Software Development	Crypto Wallet Development	-82.9%	Writing	Scriptwriting	96.1%
Customer Service	Other Community Management & Tagging	-66.6%	Data Science & Analytics	Experimentation & Testing	79.4%
Translation	Sign Language Interpretation	-65.5%	Writing	Marketing Copywriting	64.2%
Customer Service	Community Management	-51.6%	Admin Support	Product Reviews	60.9%
Web, Mobile & Software Development	Other Blockchain, NFT & Cryptocurrency	-35.0%	Admin Support	Construction & Engineering Project Management	55.3%
Admin Support	Quantitative Research	-33.9%	Admin Support	Supply Chain & Logistics Project Management	51.2%
Writing	Ad & Email Copywriting	-31.9%	Accounting & Consulting	Personal Coaching	49.6%
Writing	Article & Blog Writing	-31.9%	Translation	Other Translation & Localization Services	49.5%

**Table 5. Estimates of the effect of supply and demand change exposure on freelancer bidding activity post-ChatGPT.**

The following table presents regression estimates the effect of supply and demand exposure on freelancer bidding activity post-ChatGPT. Panel B considers triple interactions between the LM AIOE, supply and demand change exposure, and the post-period indicator Robust standard errors clustered at the freelancer level in parentheses. \*\*\*, \*\*, and \* to denote significance at the 1%, 5%, and 10% level, respectively.

**Panel A. Supply and demand exposure post-ChatGPT.**

	(1)	(2)	(3)	(4)	(5)	(6)
		Specializations		Similarity relative to...		
Dependent variable:	Log bids	Log count	HHI	Pre-period behavior	Peers	Population
Post-ChatGPT x ...						
Post x labor supply change exposure	0.173*** (0.025)	0.122*** (0.006)	-0.078*** (0.004)	0.033*** (0.004)	-0.009* (0.005)	0.023*** (0.002)
Post x labor demand change exposure	0.167*** (0.030)	-0.168*** (0.007)	0.089*** (0.005)	0.094*** (0.006)	0.096*** (0.006)	0.003 (0.002)
Log number of bids		0.475*** (0.000)	-0.172*** (0.000)	0.123*** (0.000)	0.113*** (0.000)	0.041*** (0.000)
Freelancer fixed effects	Yes	Yes	Yes	Yes	Yes	Yes
Modal pre-period work category x date fixed effects	Yes	Yes	Yes	Yes	Yes	Yes
Mean DV	1.835	1.513	0.517	0.807	0.744	0.236
No. of freelancers	281,341	280,370	280,370	280,370	280,370	280,370
R-squared	0.598	0.864	0.612	0.549	0.515	0.759
Observations	5,261,958	4,190,224	4,190,224	4,190,224	4,190,224	4,190,224

**Panel B. Supply and demand exposure and AI exposure post-ChatGPT.**

	(1)	(2)	(3)	(4)	(5)	(6)
		Specializations		Similarity relative to...		
Dependent variable:	Log bids	Log count	HHI	Pre-period behavior	Peers	Population
Post-ChatGPT x ...						
LM AIOE	0.045*** (0.011)	-0.049*** (0.003)	0.028*** (0.002)	-0.035*** (0.002)	-0.017*** (0.002)	-0.005*** (0.001)
Labor supply change exposure	0.190*** (0.061)	-0.005 (0.014)	-0.016 (0.010)	-0.062*** (0.011)	-0.039*** (0.012)	0.009** (0.004)
LM AIOE x labor supply change exposure	-0.010 (0.061)	0.135*** (0.014)	-0.062*** (0.011)	0.103*** (0.012)	0.031** (0.013)	0.016*** (0.004)
Labor demand change exposure	-0.115* (0.065)	0.150*** (0.016)	-0.161*** (0.012)	0.287*** (0.013)	0.192*** (0.014)	0.010** (0.005)
LM AIOE x labor demand change exposure	0.310*** (0.061)	-0.343*** (0.015)	0.271*** (0.012)	-0.207*** (0.013)	-0.104*** (0.014)	-0.007 (0.005)
Log number of bids		0.475*** (0.000)	-0.172*** (0.000)	0.123*** (0.000)	0.113*** (0.000)	0.041*** (0.000)
Freelancer fixed effects	Yes	Yes	Yes	Yes	Yes	Yes
Modal pre-period work category x date fixed effects	Yes	Yes	Yes	Yes	Yes	Yes
Mean DV	1.835	1.513	0.517	0.807	0.744	0.236
No. of freelancers	281,341	280,370	280,370	280,370	280,370	280,370
R-squared	0.598	0.865	0.612	0.549	0.515	0.759
Observations	5,261,958	4,190,224	4,190,224	4,190,224	4,190,224	4,190,224

**Table 6. Estimates of the heterogeneous effect of AI exposure pre- vs. post-ChatGPT.**

The following table presents regression estimates of the heterogeneous effect of AI exposure on freelancer bidding activity post-ChatGPT. Panel A considers heterogeneity by pre-period bids, and Panel B considers heterogeneity by pre-period average skill level. Robust standard errors clustered at the freelancer level in parentheses. \*\*\*, \*\*, and \* to denote significance at the 1%, 5%, and 10% level, respectively.

**Panel A. Heterogeneity by pre-period experience.**

Dependent variable:	(1)	(2) Specializations		(4)	(5) Similarity relative to...		(6)
	Log bids	Log count	HHI	Pre-period behavior	Peers	Population	
Post-ChatGPT x ...							
LM AIOE	-0.026*** (0.008)	-0.005** (0.002)	0.008*** (0.002)	-0.012*** (0.002)	-0.003 (0.002)	-0.002* (0.001)	
Above median pre-period bids	-0.384*** (0.009)	0.047*** (0.002)	-0.057*** (0.002)	0.077*** (0.002)	0.053*** (0.002)	0.008*** (0.001)	
LM AIOE x above median pre-period bids	0.071*** (0.010)	-0.020*** (0.002)	-0.001 (0.002)	0.003 (0.002)	-0.005* (0.002)	-0.001 (0.001)	
Log number of bids		0.476*** (0.000)	-0.173*** (0.000)	0.125*** (0.000)	0.114*** (0.000)	0.041*** (0.000)	
Freelancer fixed effects	Yes	Yes	Yes	Yes	Yes	Yes	
Modal pre-period work category x date fixed effects	Yes	Yes	Yes	Yes	Yes	Yes	
Mean DV	1.835	1.513	0.517	0.807	0.744	0.236	
No. of freelancers	281,341	280,370	280,370	280,370	280,370	280,370	
R-squared	0.601	0.864	0.614	0.554	0.516	0.760	
Observations	5,261,958	4,190,224	4,190,224	4,190,224	4,190,224	4,190,224	

**Panel B. Heterogeneity by pre-period experience.**

Dependent variable:	(1)	(2)	(3)	(4)	(5)	(6)
	Log bids	Specializations		Similarity relative to...		
		Log count	HHI	Pre-period behavior	Peers	Population
Post-ChatGPT x ...						
LM AIOE	0.045*** (0.008)	-0.032*** (0.002)	0.017*** (0.001)	-0.024*** (0.002)	-0.014*** (0.002)	-0.004*** (0.001)
Above median pre-period skill level	0.104*** (0.012)	-0.010*** (0.003)	-0.001 (0.002)	0.011*** (0.002)	0.010*** (0.002)	0.006*** (0.001)
LM AIOE x above median pre-period skill level	-0.004 (0.012)	0.028*** (0.003)	-0.016*** (0.002)	0.022*** (0.002)	0.010*** (0.002)	0.002** (0.001)
Log number of bids		0.473*** (0.000)	-0.162*** (0.000)	0.119*** (0.000)	0.109*** (0.000)	0.038*** (0.000)
Freelancer fixed effects	Yes	Yes	Yes	Yes	Yes	Yes
Modal pre-period work category x date fixed effects	Yes	Yes	Yes	Yes	Yes	Yes
Mean DV	1.963	1.562	0.504	0.817	0.753	0.234
No. of freelancers	211,905	211,378	211,378	211,378	211,378	211,378
R-squared	0.626	0.869	0.616	0.554	0.522	0.772
Observations	3,984,984	3,249,654	3,249,654	3,249,654	3,249,654	3,249,654

**Table 7. Estimates of average and heterogeneous effect of AI exposure pre- vs. post-ChatGPT on contracts completed.**

The following table presents regression estimates the average and heterogeneous effect of AI exposure pre- and post-ChatGPT on contracts completed. Robust standard errors clustered at the freelancer level in parentheses. \*\*\*, \*\*, and \* to denote significance at the 1%, 5%, and 10% level, respectively.

Dependent variable:	(1)	(2)	(3)	(4)	(5)	(6)
	Log contracts					
Post-ChatGPT x ...						
LM AIOE	-0.012*** (0.003)	0.002 (0.003)	0.008** (0.004)	-0.019*** (0.006)	0.060*** (0.007)	0.022*** (0.006)
Above median pre-period bids		-0.086*** (0.004)				
LM AIOE x above median pre-period bids		-0.030*** (0.005)				
Above median pre-period skill level			-0.129*** (0.005)			
LM AIOE x above median pre-period skill level			-0.033*** (0.006)			
Bid specialization concentration				0.043*** (0.008)		
LM AIOE x bid specialization concentration				0.019** (0.008)		
Similarity to pre-period bidding					0.021** (0.008)	
LM AIOE x similarity to pre-period bidding					-0.080*** (0.009)	
Contemporaneous similarity to peers						-0.036*** (0.007)
LM AIOE x contemporaneous similarity to peers						-0.042*** (0.007)
Log number of bids	0.210*** (0.001)	0.208*** (0.001)	0.236*** (0.001)	0.304*** (0.001)	0.285*** (0.001)	0.279*** (0.001)
Freelancer fixed effects	Yes	Yes	Yes	Yes	Yes	Yes
Modal pre-period L1 x date fixed effects	Yes	Yes	Yes	Yes	Yes	Yes
Mean DV	0.467	0.467	0.546	0.571	0.571	0.571
No. of freelancers	271,124	271,124	211,905	269,682	269,682	269,682
R-squared	0.678	0.679	0.684	0.685	0.684	0.683
Observations	4,783,611	4,783,611	3,846,176	3,848,877	3,848,877	3,848,877

# Strategic Responses to Technological Change: Evidence from ChatGPT and Upwork

## Appendix

APPENDIX TABLE A1. ESTIMATES OF THE EFFECT OF AI EXPOSURE POST-CHATGPT WITH SUBSAMPLES BY NUMBER OF BIDS.....	2
APPENDIX TABLE A2. ESTIMATES OF THE EFFECT OF AI EXPOSURE POST-CHATGPT ON ADDING NEW AND DROPPING SPECIALIZATIONS/WORK CATEGORIES. ....	4
APPENDIX TABLE A3. RELATIVE TIME ESTIMATES OF THE EFFECT OF AI EXPOSURE PRE- AND POST-CHATGPT.....	5
APPENDIX TABLE A4. ESTIMATES OF THE EFFECT OF AI EXPOSURE POST-CHATGPT ACROSS QUARTILES OF AI EXPOSURE. ....	7
APPENDIX TABLE A5. ESTIMATES OF THE EFFECT OF AI EXPOSURE POST-CHATGPT WITH QUADRATIC TERM.....	8
APPENDIX TABLE A6. ESTIMATES OF THE EFFECT OF AI EXPOSURE POST-CHATGPT WITH FREELANCER AND DATE FIXED EFFECTS. ....	9
APPENDIX TABLE A7. ESTIMATES OF THE EFFECT OF AI EXPOSURE POST-CHATGPT WITH OUTLIERS EXCLUDED. ....	10
APPENDIX TABLE A8. ESTIMATES OF THE EFFECT OF AI EXPOSURE POST-CHATGPT WITH STRATEGIC POSITIONING VARIABLES CONSTRUCTED WITH NON-INVITED BIDS. ....	11
APPENDIX TABLE A9. ESTIMATES OF THE EFFECT OF AI EXPOSURE POST-CHATGPT WITH STRATEGIC POSITIONING VARIABLES CONSTRUCTED SEPARATELY FOR HIGH, MEDIUM, AND LOW VALUE JOBS. ....	12
APPENDIX TABLE A10. ESTIMATES OF THE EFFECT OF AI EXPOSURE POST-CHATGPT WITH STRATEGIC POSITIONING VARIABLES CONSTRUCTED SEPARATELY FOR FIXED CONTRACT AND HOURLY CONTRACT JOBS.....	13
APPENDIX TABLE A11. ESTIMATES OF THE EFFECT OF AI EXPOSURE POST-CHATGPT WITH THE ADDITION OF FREELANCER-SPECIFIC TIME TRENDS.....	14
APPENDIX TABLE A12. ESTIMATES OF THE EFFECT OF AI EXPOSURE POST-CHATGPT ON STRATEGIC POSITIONING MEASURES WITHOUT CONTROLLING FOR THE COUNT OF BIDS. ....	15
APPENDIX TABLE A13. ESTIMATES OF THE EFFECT OF FREELANCER EXPERIENCE AND SKILL LEVEL POST-CHATGPT.....	16
APPENDIX TABLE B1. OCCUPATIONS EXCLUDED IN MAPPING OF FREELANCER PROFILES TO LM AIOE. ....	18

**Appendix Table A1. Estimates of the effect of AI exposure post-ChatGPT with subsamples by number of bids.**

The following table presents regression estimates of two-way fixed effect models analyzing the effect of AI exposure post-ChatGPT freelancer bidding activity with subsamples of freelancers who had at least 1 bid (Panel A), 3 bids (Panel B), and 11 bids (Panel C) in a 3-month rolling window. We choose these cutoffs as 3 and 11 bids correspond to the median and 3<sup>rd</sup> quartile of total number of bids in a 3-month rolling window. Robust standard errors clustered at the freelancer level in parentheses. \*\*\*, \*\*, and \* to denote significance at the 1%, 5%, and 10% level, respectively.

**Panel A. Greater than or equal to 1 bid in the 3-month rolling window.**

Dependent variable:	(1)	(2)	(3)	(4)	(5)
	Specializations		Similarity relative to...		
	Log count	HHI	Pre-period behavior	Peers	Population
Post-ChatGPT x LM AIOE	-0.019*** (0.001)	0.010*** (0.001)	-0.014*** (0.001)	-0.009*** (0.001)	-0.003*** (0.001)
Log number of bids	0.475*** (0.000)	-0.172*** (0.000)	0.123*** (0.000)	0.113*** (0.000)	0.041*** (0.000)
Freelancer fixed effects	Yes	Yes	Yes	Yes	Yes
Modal pre-period work category x date fixed effects	Yes	Yes	Yes	Yes	Yes
Mean DV	1.513	0.517	0.807	0.744	0.236
No. of freelancers	280,370	280,370	280,370	280,370	280,370
R-squared	0.864	0.612	0.549	0.515	0.759
Observations	4,190,224	4,190,224	4,190,224	4,190,224	4,190,224

**Panel B. Greater than or equal to 3 bids in the 3-month rolling window.**

Dependent variable:	(1)	(2)	(3)	(4)	(5)
	Specializations		Similarity relative to...		
	Log count	HHI	Pre-period behavior	Peers	Population
Post-ChatGPT x LM AIOE	-0.015*** (0.002)	0.005*** (0.001)	-0.013*** (0.001)	-0.008*** (0.001)	-0.004*** (0.001)
Log number of bids	0.438*** (0.000)	-0.070*** (0.000)	0.081*** (0.000)	0.076*** (0.000)	0.027*** (0.000)
Freelancer fixed effects	Yes	Yes	Yes	Yes	Yes
Modal pre-period work category x date fixed effects	Yes	Yes	Yes	Yes	Yes
Mean DV	1.682	0.436	0.864	0.795	0.252
No. of freelancers	278,637	278,637	278,637	278,637	278,637
R-squared	0.834	0.635	0.569	0.553	0.827
Observations	3,375,812	3,375,812	3,375,812	3,375,812	3,375,812



**Panel C. Greater than or equal to 11 bids in the 3-month rolling window.**

Dependent variable:	(1)	(2)	(3)	(4)	(5)
	Specializations		Similarity relative to...		
	Log count	HHI	Pre-period behavior	Peers	Population
Post-ChatGPT x LM AIOE	-0.008*** (0.003)	0.002* (0.001)	-0.010*** (0.001)	-0.007*** (0.002)	-0.004*** (0.001)
Log number of bids	0.402*** (0.001)	-0.026*** (0.000)	0.034*** (0.000)	0.034*** (0.000)	0.015*** (0.000)
Freelancer fixed effects	Yes	Yes	Yes	Yes	Yes
Modal pre-period work category x date fixed effects	Yes	Yes	Yes	Yes	Yes
Mean DV	2.002	0.390	0.928	0.856	0.272
No. of freelancers	214,499	214,499	214,499	214,499	214,499
R-squared	0.846	0.809	0.626	0.650	0.911
Observations	1,693,847	1,693,847	1,693,847	1,693,847	1,693,847

**Appendix Table A2. Estimates of the effect of AI exposure post-ChatGPT on adding new and dropping specializations/work categories.**

The following table presents regression estimates of two-way fixed effect models analyzing the effect of AI exposure post-ChatGPT on *New* and *Drop*, where are indicator variables for whether the freelancer has bid on contracts in specializations/work categories that did not appear in the 3-month rolling window prior to the current one or bid on contracts in specializations that appeared in the 3-month rolling window prior but not in the current one. Robust standard errors clustered at the freelancer level in parentheses. \*\*\*, \*\*, and \* to denote significance at the 1%, 5%, and 10% level, respectively.

Sample Dependent variable:	(1)	(2)
	Specializations	
	New	Drop
Post-ChatGPT x LM AIOE	-0.006*** (0.002)	-0.005** (0.002)
Log number of bids	0.221*** (0.000)	-0.108*** (0.000)
Freelancer fixed effects	Yes	Yes
Modal pre-period L1 x date fixed effects	Yes	Yes
Mean DV	0.752	0.785
No. of freelancers	274,855	274,855
R-squared	0.357	0.257
Observations	3,519,013	3,519,013

### Appendix Table A3. Relative time estimates of the effect of AI exposure pre- and post-ChatGPT.

The following table presents regression estimates of two-way fixed effect models analyzing the dynamic effect of AI exposure pre- and post-ChatGPT on freelancer bidding activity. Robust standard errors clustered at the freelancer level in parentheses. \*\*\*, \*\*, and \* to denote significance at the 1%, 5%, and 10% level, respectively.

Dependent variable:	(1)	(2)	(3)	(4)	(5)	(6)
	Log bids	Specializations		Similarity relative to...		
		Log count	HHI	Pre-period behavior	Peers	Population
LM AIOE x ...						
March 2022	0.002 (0.011)	-0.002 (0.003)	0.004* (0.002)	0.002 (0.002)	0.001 (0.003)	0.003*** (0.001)
April 2022	0.000 (0.011)	-0.002 (0.003)	0.002 (0.002)	0.004** (0.002)	0.004 (0.003)	0.009*** (0.001)
May 2022	0.006 (0.010)	-0.001 (0.003)	0.002 (0.002)	0.005*** (0.002)	0.005* (0.003)	0.006*** (0.001)
June 2022	0.006 (0.010)	0.001 (0.003)	0.000 (0.002)	0.005*** (0.002)	0.005* (0.003)	0.000 (0.001)
July 2022	-0.001 (0.009)	0.005* (0.003)	-0.003* (0.002)	0.004** (0.002)	0.004 (0.002)	0.003*** (0.001)
August 2022	-0.015* (0.009)	0.004 (0.002)	-0.002 (0.002)	0.002 (0.002)	0.002 (0.002)	-0.001 (0.001)
September 2022	-0.014** (0.007)	0.008*** (0.002)	-0.004** (0.002)	0.001 (0.001)	-0.000 (0.002)	0.000 (0.001)
October 2022	-0.003 (0.005)	0.006*** (0.002)	-0.004*** (0.001)	0.002* (0.001)	0.002 (0.001)	-0.001** (0.001)
December 2022	0.009** (0.005)	-0.005*** (0.001)	0.002** (0.001)	-0.003*** (0.001)	-0.003* (0.001)	0.002*** (0.001)
January 2023	0.008 (0.006)	-0.012*** (0.002)	0.007*** (0.002)	-0.008*** (0.002)	-0.005** (0.002)	0.001 (0.001)
February 2023	0.010 (0.007)	-0.009*** (0.002)	0.005** (0.002)	-0.017*** (0.002)	-0.013*** (0.002)	-0.007*** (0.001)
March 2023	0.011 (0.008)	-0.010*** (0.002)	0.005** (0.002)	-0.014*** (0.002)	-0.009*** (0.002)	-0.005*** (0.001)
April 2023	0.015* (0.008)	-0.010*** (0.002)	0.006*** (0.002)	-0.015*** (0.002)	-0.008*** (0.002)	0.000 (0.001)
May 2023	0.026*** (0.008)	-0.015*** (0.002)	0.008*** (0.002)	-0.014*** (0.002)	-0.006** (0.003)	-0.001 (0.001)
June 2023	0.045*** (0.008)	-0.019*** (0.003)	0.010*** (0.002)	-0.013*** (0.002)	-0.005** (0.003)	0.003*** (0.001)
July 2023	0.045*** (0.008)	-0.025*** (0.003)	0.014*** (0.002)	-0.013*** (0.002)	-0.006** (0.003)	-0.000 (0.001)
August 2023	0.050*** (0.008)	-0.028*** (0.003)	0.014*** (0.002)	-0.013*** (0.002)	-0.007*** (0.003)	-0.002** (0.001)
September 2023	0.050*** (0.008)	-0.031*** (0.003)	0.016*** (0.002)	-0.011*** (0.002)	-0.006** (0.003)	-0.001 (0.001)
October 2023	0.057***	-0.032***	0.016***	-0.011***	-0.005*	0.002**

Log number of bids	(0.008)	(0.003)	(0.002)	(0.002)	(0.003)	(0.001)
		0.475***	-0.172***	0.123***	0.113***	0.041***
		(0.000)	(0.000)	(0.000)	(0.000)	(0.000)
Freelancer fixed effects	Yes	Yes	Yes	Yes	Yes	Yes
Modal pre-period L1 x date fixed effects	Yes	Yes	Yes	Yes	Yes	Yes
Mean DV	1.835	1.513	0.517	0.807	0.744	0.236
No. of freelancers	281,341	280,370	280,370	280,370	280,370	280,370
R-squared	0.598	0.864	0.612	0.549	0.515	0.759
Observations	5,261,958	4,190,224	4,190,224	4,190,224	4,190,224	4,190,224

### Appendix Table A4. Estimates of the effect of AI exposure post-ChatGPT across quartiles of AI exposure.

The following table presents regression estimates of two-way fixed effect models analyzing the effect of AI exposure post-ChatGPT on freelancer bidding activity. Robust standard errors clustered at the freelancer level in parentheses. \*\*\*, \*\*, and \* to denote significance at the 1%, 5%, and 10% level, respectively.

	(1)	(2) Specializations		(4)	(5) Similarity relative to...		(6)
Dependent variable:	Log bids	Log count	HHI	Pre-period behavior	Peers	Population	
Post-ChatGPT x ...							
2nd AIOE quartile	0.035*** (0.006)	-0.002 (0.001)	-0.001 (0.001)	0.002** (0.001)	0.003** (0.001)	0.011*** (0.000)	
3rd AIOE quartile	0.048*** (0.006)	-0.010*** (0.001)	0.004*** (0.001)	-0.007*** (0.001)	-0.006*** (0.001)	0.005*** (0.000)	
4th AIOE quartile	0.023*** (0.006)	-0.011*** (0.002)	0.004*** (0.001)	-0.008*** (0.001)	-0.006*** (0.002)	0.001 (0.001)	
Log number of bids		0.475*** (0.000)	-0.172*** (0.000)	0.123*** (0.000)	0.113*** (0.000)	0.041*** (0.000)	
Freelancer fixed effects	Yes	Yes	Yes	Yes	Yes	Yes	
Modal pre-period L1 x date fixed effects	Yes	Yes	Yes	Yes	Yes	Yes	
Mean DV	1.835	1.513	0.517	0.807	0.744	0.236	
No. of freelancers	281,341	280,370	280,370	280,370	280,370	280,370	
R-squared	0.598	0.864	0.612	0.549	0.515	0.760	
Observations	5,261,958	4,190,224	4,190,224	4,190,224	4,190,224	4,190,224	

**Appendix Table A5. Estimates of the effect of AI exposure post-ChatGPT with quadratic term.**

The following table presents regression estimates of two-way fixed effect models analyzing the effect of AI exposure post-ChatGPT on freelancer bidding activity. Robust standard errors clustered at the freelancer level in parentheses. \*\*\*, \*\*, and \* to denote significance at the 1%, 5%, and 10% level, respectively.

Dependent variable:	(1)	(2) Specializations		(4) Similarity relative to...		
	Log bids	Log count	HHI	Pre-period behavior	Peers	Population
Post-ChatGPT x ...						
LM AIOE	0.050*** (0.015)	-0.023*** (0.004)	0.011*** (0.003)	-0.016*** (0.003)	-0.005 (0.003)	-0.001 (0.001)
LM AIOE <sup>2</sup>	-0.012 (0.009)	0.002 (0.002)	-0.001 (0.002)	0.001 (0.002)	-0.002 (0.002)	-0.001 (0.001)
Log number of bids		0.475*** (0.000)	-0.172*** (0.000)	0.123*** (0.000)	0.113*** (0.000)	0.041*** (0.000)
Freelancer fixed effects	Yes	Yes	Yes	Yes	Yes	Yes
Modal pre-period L1 x date fixed effects	Yes	Yes	Yes	Yes	Yes	Yes
Mean DV	1.835	1.513	0.517	0.807	0.744	0.236
No. of freelancers	281,341	280,370	280,370	280,370	280,370	280,370
R-squared	0.598	0.864	0.612	0.549	0.515	0.759
Observations	5,261,958	4,190,224	4,190,224	4,190,224	4,190,224	4,190,224

**Appendix Table A6. Estimates of the effect of AI exposure post-ChatGPT with freelancer and date fixed effects.**

The following table presents regression estimates of two-way fixed effect models analyzing the effect of AI exposure post-ChatGPT on freelancer bidding activity. This table replicates Table 3 except for having date fixed effect rather than pre-period modal work category-by-date fixed effects. Robust standard errors clustered at the freelancer level in parentheses. \*\*\*, \*\*, and \* to denote significance at the 1%, 5%, and 10% level, respectively.

Dependent variable:	(1)	(2) Specializations		(4) Similarity relative to...		
	Log bids	Log count	HHI	Pre-period behavior	Peers	Population
Post-ChatGPT x LM AIOE	0.022*** (0.005)	-0.030*** (0.001)	0.008*** (0.001)	-0.037*** (0.001)	-0.026*** (0.001)	-0.003*** (0.000)
Log number of bids		0.475*** (0.000)	-0.172*** (0.000)	0.123*** (0.000)	0.113*** (0.000)	0.042*** (0.000)
Freelancer fixed effects	Yes	Yes	Yes	Yes	Yes	Yes
Date fixed effects	Yes	Yes	Yes	Yes	Yes	Yes
Mean DV	1.833	1.513	0.517	0.807	0.743	0.236
No. of freelancers	282,213	281,231	281,231	281,231	281,231	281,231
R-squared	0.597	0.863	0.610	0.547	0.514	0.746
Observations	5,277,474	4,201,202	4,201,202	4,201,202	4,201,202	4,201,202

**Appendix Table A7. Estimates of the effect of AI exposure post-ChatGPT with outliers excluded.**

The following table presents regression estimates of two-way fixed effect models analyzing the effect of AI exposure post-ChatGPT on freelancer bidding activity. This table replicates Table 3 except it excludes freelancers with the 1<sup>st</sup> and 99<sup>th</sup> percentile score on LM AIOE. Robust standard errors clustered at the freelancer level in parentheses. \*\*\*, \*\*, and \* to denote significance at the 1%, 5%, and 10% level, respectively.

	(1)	(2)	(3)	(4)	(5)	(6)
		Specializations		Similarity relative to...		
Dependent variable:	Log bids	Log count	HHI	Pre-period behavior	Peers	Population
Post-ChatGPT x LM AIOE	0.043*** (0.007)	-0.018*** (0.002)	0.009*** (0.001)	-0.015*** (0.001)	-0.011*** (0.002)	-0.001** (0.001)
Log number of bids		0.475*** (0.000)	-0.171*** (0.000)	0.123*** (0.000)	0.113*** (0.000)	0.041*** (0.000)
Freelancer fixed effects	Yes	Yes	Yes	Yes	Yes	Yes
Modal pre-period L1 x date fixed effects	Yes	Yes	Yes	Yes	Yes	Yes
Mean DV	1.837	1.515	0.516	0.808	0.744	0.237
No. of freelancers	276,210	275,263	275,263	275,263	275,263	275,263
R-squared	0.598	0.865	0.612	0.549	0.514	0.760
Observations	5,166,807	4,115,253	4,115,253	4,115,253	4,115,253	4,115,253



**Appendix Table A8. Estimates of the effect of AI exposure post-ChatGPT with strategic positioning variables constructed with non-invited bids.**

The following table presents regression estimates of two-way fixed effect models analyzing the effect of AI exposure post-ChatGPT on freelancer bidding activity. This table replicates Table 3, columns 1-3, except it only includes non-invited bids in the variable construction of the dependent variables. Robust standard errors clustered at the freelancer level in parentheses. \*\*\*, \*\*, and \* to denote significance at the 1%, 5%, and 10% level, respectively.

Dependent variable:	(1)	(2)	(3)
	Log bids	Specializations	
		Log count	HHI
Post-ChatGPT x LM AIOE	0.040*** (0.006)	-0.017*** (0.002)	0.010*** (0.001)
Log number of bids		0.470*** (0.000)	-0.177*** (0.000)
Freelancer fixed effects	Yes	Yes	Yes
Modal pre-period L1 x date fixed effects	Yes	Yes	Yes
Mean DV	1.652	1.457	0.540
No. of freelancers	281,341	279,232	279,232
R-squared	0.582	0.863	0.619
Observations	5,261,958	3,900,459	3,900,459

**Appendix Table A9. Estimates of the effect of AI exposure post-ChatGPT with strategic positioning variables constructed separately for high, medium, and low value jobs.**

The following table presents regression estimates of two-way fixed effect models analyzing the effect of AI exposure post-ChatGPT on freelancer bidding activity. This table replicates Table 3, columns 1-3, except it constructs variables separately for high, medium, and low-value jobs as designated by Upwork. Robust standard errors clustered at the freelancer level in parentheses. \*\*\*, \*\*, and \* to denote significance at the 1%, 5%, and 10% level, respectively.

Measures constructed using bids to:	(1)	(2)	(3)	(4)	(5)	(6)	(7)	(8)	(9)
	High-value jobs			Medium-value jobs			Low-value jobs		
	Log bids	Specializations		Log bids	Specializations		Log bids	Specializations	
Log count		HHI	Log count		HHI	Log count		HHI	
Post-ChatGPT x LM AIOE	-0.010** (0.005)	-0.005*** (0.001)	0.003** (0.001)	0.041*** (0.005)	-0.018*** (0.001)	0.012*** (0.001)	0.035*** (0.005)	-0.009*** (0.002)	0.009*** (0.001)
Log number of high-value bids		0.478*** (0.001)	-0.235*** (0.000)						
Log number of medium-value bids					0.503*** (0.000)	-0.255*** (0.000)			
Log number of low-value bids								0.496*** (0.001)	-0.258*** (0.000)
Freelancer fixed effects	Yes	Yes	Yes	Yes	Yes	Yes	Yes	Yes	Yes
Modal pre-period L1 x date fixed effects	Yes	Yes	Yes	Yes	Yes	Yes	Yes	Yes	Yes
Mean DV	1.111	1.238	0.626	1.066	1.223	0.625	0.884	1.162	0.656
No. of freelancers	281,341	271,277	271,277	281,341	276,033	276,033	281,341	266,231	266,231
R-squared	0.662	0.866	0.650	0.609	0.859	0.644	0.572	0.846	0.649
Observations	5,261,958	3,329,964	3,329,964	5,261,958	3,336,129	3,336,129	5,261,958	2,950,508	2,950,508

**Appendix Table A10. Estimates of the effect of AI exposure post-ChatGPT with strategic positioning variables constructed separately for fixed contract and hourly contract jobs.**

The following table presents regression estimates of two-way fixed effect models analyzing the effect of AI exposure post-ChatGPT on freelancer bidding activity. This table replicates Table 3, columns 1-3, except it constructs variables separately for fixed and hourly contract jobs. Robust standard errors clustered at the freelancer level in parentheses. \*\*\*, \*\*, and \* to denote significance at the 1%, 5%, and 10% level, respectively.

Measures constructed using bids to:	(1)	(2)	(3)	(4)	(5)	(6)
	Fixed contract jobs			Hourly contract jobs		
		Specializations			Specializations	
Dependent variable:	Log bids	Log count	HHI	Log bids	Log count	HHI
Post-ChatGPT x LM AIOE	0.055*** (0.005)	-0.015*** (0.002)	0.010*** (0.001)	0.014*** (0.005)	-0.012*** (0.001)	0.006*** (0.001)
Log number of fixed contract bids		0.488*** (0.000)	-0.232*** (0.000)			
Log number of hourly contract bids					0.485*** (0.000)	-0.210*** (0.000)
Freelancer fixed effects	Yes	Yes	Yes	Yes	Yes	Yes
Modal pre-period L1 x date fixed effects	Yes	Yes	Yes	Yes	Yes	Yes
Mean DV	1.135	1.253	0.613	1.427	1.362	0.570
No. of freelancers	281,341	272,449	272,449	281,341	278,214	278,214
R-squared	0.594	0.849	0.636	0.635	0.868	0.629
Observations	5,261,958	3,383,054	3,383,054	5,261,958	3,780,348	3,780,348

**Appendix Table A11. Estimates of the effect of AI exposure post-ChatGPT with the addition of freelancer-specific time trends.**

The following table presents regression estimates of two-way fixed effect models analyzing the effect of AI exposure post-ChatGPT on freelancer strategic positioning. This table replicates Table 3 with the addition of freelancer-specific time trends. Robust standard errors clustered at the freelancer level in parentheses. \*\*\*, \*\*, and \* to denote significance at the 1%, 5%, and 10% level, respectively.

Dependent variable:	(1)	(2) Specializations		(4) Similarity relative to...		
	Log bids	Log count	HHI	Pre-period behavior	Peers	Population
Post-ChatGPT x LM AIOE	0.007 (0.008)	-0.007*** (0.002)	0.005*** (0.002)	-0.009*** (0.002)	-0.007*** (0.002)	-0.001 (0.001)
Log number of bids		0.477*** (0.000)	-0.178*** (0.000)	0.129*** (0.000)	0.117*** (0.000)	0.041*** (0.000)
Freelancer fixed effects	Yes	Yes	Yes	Yes	Yes	Yes
Freelancer-specific time trends	Yes	Yes	Yes	Yes	Yes	Yes
Modal pre-period L1 x date fixed effects	Yes	Yes	Yes	Yes	Yes	Yes
Mean DV	1.835	1.513	0.517	0.807	0.744	0.236
No. of freelancers	281,341	280,370	280,370	280,370	280,370	280,370
R-squared	0.719	0.896	0.701	0.680	0.638	0.821
Observations	5,261,958	4,190,224	4,190,224	4,190,224	4,190,224	4,190,224

**Appendix Table A12. Estimates of the effect of AI exposure post-ChatGPT on strategic positioning measures without controlling for the count of bids.**

The following table presents regression estimates of two-way fixed effect models analyzing the effect of AI exposure post-ChatGPT on freelancer strategic positioning. This table replicates Table 3, columns 2-6, except it does not control for the log-transformed count of bids. Robust standard errors clustered at the freelancer level in parentheses. \*\*\*, \*\*, and \* to denote significance at the 1%, 5%, and 10% level, respectively.

Dependent variable:	(1)	(2)	(3)	(4)	(5)
	Specializations		Similarity relative to...		
	Log count	HHI	Pre-period behavior	Peers	Population
Post-ChatGPT x LM AIOE	-0.007** (0.003)	0.005*** (0.001)	-0.011*** (0.001)	-0.006*** (0.001)	-0.002*** (0.001)
Freelancer fixed effects	Yes	Yes	Yes	Yes	Yes
Modal pre-period work category x date fixed effects	Yes	Yes	Yes	Yes	Yes
Mean DV	1.513	0.517	0.807	0.744	0.236
No. of freelancers	280,370	280,370	280,370	280,370	280,370
R-squared	0.559	0.427	0.436	0.443	0.724
Observations	4,190,224	4,190,224	4,190,224	4,190,224	4,190,224

### Appendix Table A13. Estimates of the effect of freelancer experience and skill level post-ChatGPT.

The following table presents regression estimates of the heterogeneous effect of freelancer experience and skill level on freelancer bidding activity post-ChatGPT. Panel A considers heterogeneity by pre-period bids, and Panel B considers heterogeneity by pre-period average skill level. Robust standard errors clustered at the freelancer level in parentheses. \*\*\*, \*\*, and \* to denote significance at the 1%, 5%, and 10% level, respectively.

#### Panel A. Heterogeneity by pre-period experience.

	(1)	(2)	(3)	(4)	(5)	(6)
		Specializations		Similarity relative to...		
Dependent variable:	Log bids	Log count	HHI	Pre-period behavior	Peers	Population
Post-ChatGPT x above median pre-period bids	-0.323*** (0.004)	0.030*** (0.001)	-0.058*** (0.001)	0.080*** (0.001)	0.049*** (0.001)	0.007*** (0.000)
Log number of bids		0.476*** (0.000)	-0.173*** (0.000)	0.125*** (0.000)	0.114*** (0.000)	0.041*** (0.000)
Freelancer fixed effects	Yes	Yes	Yes	Yes	Yes	Yes
Modal pre-period work category x date fixed effects	Yes	Yes	Yes	Yes	Yes	Yes
Mean DV	1.835	1.513	0.517	0.807	0.744	0.236
No. of freelancers	281,341	280,370	280,370	280,370	280,370	280,370
R-squared	0.601	0.864	0.614	0.554	0.516	0.760
Observations	5,261,958	4,190,224	4,190,224	4,190,224	4,190,224	4,190,224

**Panel B. Heterogeneity by pre-period experience.**

	(1)	(2)	(3)	(4)	(5)	(6)
		Specializations		Similarity relative to...		
Dependent variable:	Log bids	Log count	HHI	Pre-period behavior	Peers	Population
Post-ChatGPT x above median pre-period skill level	0.101*** (0.004)	0.014*** (0.001)	-0.015*** (0.001)	0.029*** (0.001)	0.019*** (0.001)	0.007*** (0.000)
Log number of bids		0.473*** (0.000)	-0.162*** (0.000)	0.119*** (0.000)	0.109*** (0.000)	0.038*** (0.000)
Freelancer fixed effects	Yes	Yes	Yes	Yes	Yes	Yes
Modal pre-period work category x date fixed effects	Yes	Yes	Yes	Yes	Yes	Yes
Mean DV	1.963	1.562	0.504	0.817	0.753	0.234
No. of freelancers	211,905	211,378	211,378	211,378	211,378	211,378
R-squared	0.626	0.869	0.616	0.553	0.522	0.772
Observations	3,984,984	3,249,654	3,249,654	3,249,654	3,249,654	3,249,654

## Appendix Table B1. Occupations excluded in mapping of freelancer profiles to LM AIOE.

The following table contains the list of occupations that were excluded in the mapping of freelancer profiles to the Felten et al. (2023) LM AIOE measure. Occupations were manually reviewed by two members of the research team and excluded if the evaluators felt that the given occupation was not present on the Upwork platform. Any disagreements were discussed and reconciled. Included occupations are listed first followed by excluded occupations. Within groups, occupations are sorted by SOC code.

SOC Code	Occupation	Exclude?
11-2011	Advertising and Promotions Managers	0
11-2021	Marketing Managers	0
11-2022	Sales Managers	0
11-2031	Public Relations and Fundraising Managers	0
11-3011	Administrative Services Managers	0
11-3021	Computer and Information Systems Managers	0
11-3031	Financial Managers	0
11-3051	Industrial Production Managers	0
11-3061	Purchasing Managers	0
11-3071	Transportation, Storage, and Distribution Managers	0
11-3111	Compensation and Benefits Managers	0
11-3121	Human Resources Managers	0
11-3131	Training and Development Managers	0
11-9041	Architectural and Engineering Managers	0
11-9121	Natural Sciences Managers	0
11-9141	Property, Real Estate, and Community Association Managers	0
11-9151	Social and Community Service Managers	0
11-9199	Managers, All Other	0
11-1021	General and Operations Managers	0
13-1011	Agents and Business Managers of Artists, Performers, and Athletes	0
13-1021	Buyers and Purchasing Agents, Farm Products	0
13-1022	Wholesale and Retail Buyers, Except Farm Products	0
13-1023	Purchasing Agents, Except Wholesale, Retail, and Farm Products	0
13-1031	Claims Adjusters, Examiners, and Investigators	0
13-1032	Insurance Appraisers, Auto Damage	0
13-1041	Compliance Officers	0
13-1051	Cost Estimators	0
13-1071	Human Resources Specialists	0
13-1075	Labor Relations Specialists	0
13-1081	Logisticians	0
13-1111	Management Analysts	0
13-1121	Meeting, Convention, and Event Planners	0
13-1131	Fundraisers	0
13-1141	Compensation, Benefits, and Job Analysis Specialists	0
13-1151	Training and Development Specialists	0
13-1161	Market Research Analysts and Marketing Specialists	0



13-1199	Business Operations Specialists, All Other	0
13-2011	Accountants and Auditors	0
13-2021	Appraisers and Assessors of Real Estate	0
13-2031	Budget Analysts	0
13-2041	Credit Analysts	0
13-2051	Financial Analysts	0
13-2052	Personal Financial Advisors	0
13-2053	Insurance Underwriters	0
13-2061	Financial Examiners	0
13-2071	Credit Counselors	0
13-2072	Loan Officers	0
13-2081	Tax Examiners and Collectors, and Revenue Agents	0
13-2082	Tax Preparers	0
13-2099	Financial Specialists, All Other	0
15-1111	Computer and Information Research Scientists	0
15-1121	Computer Systems Analysts	0
15-1122	Information Security Analysts	0
15-1131	Computer Programmers	0
15-1132	Software Developers, Applications	0
15-1133	Software Developers, Systems Software	0
15-1134	Web Developers	0
15-1141	Database Administrators	0
15-1142	Network and Computer Systems Administrators	0
15-1143	Computer Network Architects	0
15-1151	Computer User Support Specialists	0
15-1152	Computer Network Support Specialists	0
15-1199	Computer Occupations, All Other	0
15-2011	Actuaries	0
15-2021	Mathematicians	0
15-2031	Operations Research Analysts	0
15-2041	Statisticians	0
15-2091	Mathematical Technicians	0
17-1011	Architects, Except Landscape and Naval	0
17-1012	Landscape Architects	0
17-1021	Cartographers and Photogrammetrists	0
17-2011	Aerospace Engineers	0
17-2021	Agricultural Engineers	0
17-2031	Biomedical Engineers	0
17-2041	Chemical Engineers	0
17-2051	Civil Engineers	0
17-2061	Computer Hardware Engineers	0
17-2071	Electrical Engineers	0
17-2072	Electronics Engineers, Except Computer	0

17-2081	Environmental Engineers	0
17-2111	Health and Safety Engineers, Except Mining Safety Engineers and Inspectors	0
17-2112	Industrial Engineers	0
17-2121	Marine Engineers and Naval Architects	0
17-2131	Materials Engineers	0
17-2141	Mechanical Engineers	0
17-2151	Mining and Geological Engineers, Including Mining Safety Engineers	0
17-2161	Nuclear Engineers	0
17-2171	Petroleum Engineers	0
17-2199	Engineers, All Other	0
17-3011	Architectural and Civil Drafters	0
17-3012	Electrical and Electronics Drafters	0
17-3013	Mechanical Drafters	0
17-3021	Aerospace Engineering and Operations Technicians	0
17-3022	Civil Engineering Technicians	0
17-3023	Electrical and Electronic Engineering Technicians	0
19-1011	Animal Scientists	0
19-1012	Food Scientists and Technologists	0
19-1013	Soil and Plant Scientists	0
19-1020	Biologists	0
19-1021	Biochemists and Biophysicists	0
19-1022	Microbiologists	0
19-1023	Zoologists and Wildlife Biologists	0
19-1029	Biological Scientists, All Other	0
19-1031	Conservation Scientists	0
19-1041	Epidemiologists	0
19-1042	Medical Scientists, Except Epidemiologists	0
19-2011	Astronomers	0
19-2012	Physicists	0
19-2021	Atmospheric and Space Scientists	0
19-2031	Chemists	0
19-2032	Materials Scientists	0
19-2041	Environmental Scientists and Specialists, Including Health	0
19-2042	Geoscientists, Except Hydrologists and Geographers	0
19-2043	Hydrologists	0
19-2099	Physical Scientists, All Other	0
19-3011	Economists	0
19-3022	Survey Researchers	0
19-3031	Clinical, Counseling, and School Psychologists	0
19-3032	Industrial-Organizational Psychologists	0
19-3039	Psychologists, All Other	0
19-3041	Sociologists	0
19-3051	Urban and Regional Planners	0

19-3091	Anthropologists and Archeologists	0
19-3092	Geographers	0
19-3093	Historians	0
19-3094	Political Scientists	0
19-3099	Social Scientists and Related Workers, All Other	0
19-4061	Social Science Research Assistants	0
21-1011	Substance Abuse and Behavioral Disorder Counselors	0
21-1012	Educational, Guidance, School, and Vocational Counselors	0
21-1013	Marriage and Family Therapists	0
21-1014	Mental Health Counselors	0
21-1015	Rehabilitation Counselors	0
21-1021	Child, Family, and School Social Workers	0
21-1022	Healthcare Social Workers	0
21-1023	Mental Health and Substance Abuse Social Workers	0
21-1091	Health Educators	0
21-1092	Probation Officers and Correctional Treatment Specialists	0
21-1093	Social and Human Service Assistants	0
21-1094	Community Health Workers	0
23-1011	Lawyers	0
23-1012	Judicial Law Clerks	0
23-1022	Arbitrators, Mediators, and Conciliators	0
23-2011	Paralegals and Legal Assistants	0
23-2093	Title Examiners, Abstractors, and Searchers	0
25-1011	Business Teachers, Postsecondary	0
25-1021	Computer Science Teachers, Postsecondary	0
25-1022	Mathematical Science Teachers, Postsecondary	0
25-1031	Architecture Teachers, Postsecondary	0
25-1032	Engineering Teachers, Postsecondary	0
25-1041	Agricultural Sciences Teachers, Postsecondary	0
25-1042	Biological Science Teachers, Postsecondary	0
25-1043	Forestry and Conservation Science Teachers, Postsecondary	0
25-1051	Atmospheric, Earth, Marine, and Space Sciences Teachers, Postsecondary	0
25-1052	Chemistry Teachers, Postsecondary	0
25-1053	Environmental Science Teachers, Postsecondary	0
25-1054	Physics Teachers, Postsecondary	0
25-1061	Anthropology and Archeology Teachers, Postsecondary	0
25-1062	Area, Ethnic, and Cultural Studies Teachers, Postsecondary	0
25-1063	Economics Teachers, Postsecondary	0
25-1064	Geography Teachers, Postsecondary	0
25-1065	Political Science Teachers, Postsecondary	0
25-1066	Psychology Teachers, Postsecondary	0
25-1067	Sociology Teachers, Postsecondary	0
25-1071	Health Specialties Teachers, Postsecondary	0

25-1072	Nursing Instructors and Teachers, Postsecondary	0
25-1081	Education Teachers, Postsecondary	0
25-1082	Library Science Teachers, Postsecondary	0
25-1111	Criminal Justice and Law Enforcement Teachers, Postsecondary	0
25-1112	Law Teachers, Postsecondary	0
25-1113	Social Work Teachers, Postsecondary	0
25-1121	Art, Drama, and Music Teachers, Postsecondary	0
25-1122	Communications Teachers, Postsecondary	0
25-1123	English Language and Literature Teachers, Postsecondary	0
25-1124	Foreign Language and Literature Teachers, Postsecondary	0
25-1125	History Teachers, Postsecondary	0
25-1126	Philosophy and Religion Teachers, Postsecondary	0
25-1191	Graduate Teaching Assistants	0
25-1192	Home Economics Teachers, Postsecondary	0
25-1193	Recreation and Fitness Studies Teachers, Postsecondary	0
25-1194	Vocational Education Teachers, Postsecondary	0
25-3011	Adult Basic and Secondary Education and Literacy Teachers and Instructors	0
25-3021	Self-Enrichment Education Teachers	0
25-3099	Teachers and Instructors, All Other	0
25-4011	Archivists	0
25-4021	Librarians	0
25-4031	Library Technicians	0
25-9011	Audio-Visual and Multimedia Collections Specialists	0
25-9021	Farm and Home Management Advisors	0
25-9031	Instructional Coordinators	0
27-1011	Art Directors	0
27-1013	Fine Artists, Including Painters, Sculptors, and Illustrators	0
27-1014	Multimedia Artists and Animators	0
27-1021	Commercial and Industrial Designers	0
27-1022	Fashion Designers	0
27-1023	Floral Designers	0
27-1024	Graphic Designers	0
27-1025	Interior Designers	0
27-1027	Set and Exhibit Designers	0
27-2011	Actors	0
27-2012	Producers and Directors	0
27-2032	Choreographers	0
27-2041	Music Directors and Composers	0
27-2042	Musicians and Singers	0
27-3011	Radio and Television Announcers	0
27-3012	Public Address System and Other Announcers	0
27-3021	Broadcast News Analysts	0
27-3022	Reporters and Correspondents	0

27-3031	Public Relations Specialists	0
27-3041	Editors	0
27-3042	Technical Writers	0
27-3043	Writers and Authors	0
27-3091	Interpreters and Translators	0
27-4021	Photographers	0
27-4032	Film and Video Editors	0
29-1031	Dietitians and Nutritionists	0
29-1122	Occupational Therapists	0
31-9094	Medical Transcriptionists	0
33-9021	Private Detectives and Investigators	0
41-3011	Advertising Sales Agents	0
41-3021	Insurance Sales Agents	0
41-3031	Securities, Commodities, and Financial Services Sales Agents	0
41-3041	Travel Agents	0
41-3099	Sales Representatives, Services, All Other	0
41-4011	Sales Representatives, Wholesale and Manufacturing, Technical and Scientific Products	0
41-4012	Sales Representatives, Wholesale and Manufacturing, Except Technical and Scientific Products	0
41-9011	Demonstrators and Product Promoters	0
41-9021	Real Estate Brokers	0
41-9022	Real Estate Sales Agents	0
41-9031	Sales Engineers	0
41-9041	Telemarketers	0
43-3011	Bill and Account Collectors	0
43-3021	Billing and Posting Clerks	0
43-3031	Bookkeeping, Accounting, and Auditing Clerks	0
43-3061	Procurement Clerks	0
43-4051	Customer Service Representatives	0
43-4071	File Clerks	0
43-4111	Interviewers, Except Eligibility and Loan	0
43-4161	Human Resources Assistants, Except Payroll and Timekeeping	0
43-4181	Reservation and Transportation Ticket Agents and Travel Clerks	0
43-6011	Executive Secretaries and Executive Administrative Assistants	0
43-6012	Legal Secretaries	0
43-6013	Medical Secretaries	0
43-6014	Secretaries and Administrative Assistants, Except Legal, Medical, and Executive	0
43-9011	Computer Operators	0
43-9021	Data Entry Keyers	0
43-9022	Word Processors and Typists	0
43-9031	Desktop Publishers	0
43-9041	Insurance Claims and Policy Processing Clerks	0
43-9061	Office Clerks, General	0

43-9081	Proofreaders and Copy Markers	0
43-9111	Statistical Assistants	0
11-9013	Farmers, Ranchers, and Other Agricultural Managers	1
11-9021	Construction Managers	1
11-9031	Education Administrators, Preschool and Childcare Center/Program	1
11-9032	Education Administrators, Elementary and Secondary School	1
11-9033	Education Administrators, Postsecondary	1
11-9039	Education Administrators, All Other	1
11-9051	Food Service Managers	1
11-9061	Funeral Service Managers	1
11-9071	Gaming Managers	1
11-9081	Lodging Managers	1
11-9111	Medical and Health Services Managers	1
11-9131	Postmasters and Mail Superintendents	1
11-9161	Emergency Management Directors	1
11-1011	Chief Executives	1
13-1074	Farm Labor Contractors	1
17-1022	Surveyors	1
17-3024	Electro-Mechanical Technicians	1
17-3025	Environmental Engineering Technicians	1
17-3026	Industrial Engineering Technicians	1
17-3027	Mechanical Engineering Technicians	1
17-3029	Engineering Technicians, Except Drafters, All Other	1
17-3031	Surveying and Mapping Technicians	1
19-1032	Foresters	1
19-4011	Agricultural and Food Science Technicians	1
19-4021	Biological Technicians	1
19-4031	Chemical Technicians	1
19-4041	Geological and Petroleum Technicians	1
19-4051	Nuclear Technicians	1
19-4091	Environmental Science and Protection Technicians, Including Health	1
19-4092	Forensic Science Technicians	1
19-4093	Forest and Conservation Technicians	1
19-4099	Life, Physical, and Social Science Technicians, All Other	1
21-2011	Clergy	1
21-2021	Directors, Religious Activities and Education	1
23-1021	Administrative Law Judges, Adjudicators, and Hearing Officers	1
23-1023	Judges, Magistrate Judges, and Magistrates	1
23-2091	Court Reporters	1
25-2011	Preschool Teachers, Except Special Education	1
25-2012	Kindergarten Teachers, Except Special Education	1
25-2021	Elementary School Teachers, Except Special Education	1
25-2022	Middle School Teachers, Except Special and Career/Technical Education	1

25-2023	Career/Technical Education Teachers, Middle School	1
25-2031	Secondary School Teachers, Except Special and Career/Technical Education	1
25-2032	Career/Technical Education Teachers, Secondary School	1
25-2051	Special Education Teachers, Preschool	1
25-2052	Special Education Teachers, Kindergarten and Elementary School	1
25-2053	Special Education Teachers, Middle School	1
25-2054	Special Education Teachers, Secondary School	1
25-2059	Special Education Teachers, All Other	1
25-4012	Curators	1
25-4013	Museum Technicians and Conservators	1
25-9041	Teacher Assistants	1
27-1012	Craft Artists	1
27-1026	Merchandise Displayers and Window Trimmers	1
27-2021	Athletes and Sports Competitors	1
27-2022	Coaches and Scouts	1
27-2023	Umpires, Referees, and Other Sports Officials	1
27-2031	Dancers	1
27-4011	Audio and Video Equipment Technicians	1
27-4012	Broadcast Technicians	1
27-4013	Radio Operators	1
27-4014	Sound Engineering Technicians	1
27-4031	Camera Operators, Television, Video, and Motion Picture	1
29-1011	Chiropractors	1
29-1021	Dentists, General	1
29-1022	Oral and Maxillofacial Surgeons	1
29-1023	Orthodontists	1
29-1024	Prosthodontists	1
29-1041	Optometrists	1
29-1051	Pharmacists	1
29-1061	Anesthesiologists	1
29-1062	Family and General Practitioners	1
29-1063	Internists, General	1
29-1064	Obstetricians and Gynecologists	1
29-1065	Pediatricians, General	1
29-1066	Psychiatrists	1
29-1067	Surgeons	1
29-1069	Physicians and Surgeons, All Other	1
29-1071	Physician Assistants	1
29-1081	Podiatrists	1
29-1123	Physical Therapists	1
29-1124	Radiation Therapists	1
29-1125	Recreational Therapists	1
29-1126	Respiratory Therapists	1

29-1127	Speech-Language Pathologists	1
29-1128	Exercise Physiologists	1
29-1131	Veterinarians	1
29-1141	Registered Nurses	1
29-1151	Nurse Anesthetists	1
29-1161	Nurse Midwives	1
29-1171	Nurse Practitioners	1
29-1181	Audiologists	1
29-1199	Health Diagnosing and Treating Practitioners, All Other	1
29-2011	Medical and Clinical Laboratory Technologists	1
29-2012	Medical and Clinical Laboratory Technicians	1
29-2021	Dental Hygienists	1
29-2031	Cardiovascular Technologists and Technicians	1
29-2032	Diagnostic Medical Sonographers	1
29-2033	Nuclear Medicine Technologists	1
29-2034	Radiologic Technologists	1
29-2035	Magnetic Resonance Imaging Technologists	1
29-2041	Emergency Medical Technicians and Paramedics	1
29-2051	Dietetic Technicians	1
29-2052	Pharmacy Technicians	1
29-2053	Psychiatric Technicians	1
29-2054	Respiratory Therapy Technicians	1
29-2055	Surgical Technologists	1
29-2056	Veterinary Technologists and Technicians	1
29-2057	Ophthalmic Medical Technicians	1
29-2061	Licensed Practical and Licensed Vocational Nurses	1
29-2071	Medical Records and Health Information Technicians	1
29-2081	Opticians, Dispensing	1
29-2091	Orthotists and Prosthetists	1
29-2092	Hearing Aid Specialists	1
29-2099	Health Technologists and Technicians, All Other	1
29-9011	Occupational Health and Safety Specialists	1
29-9012	Occupational Health and Safety Technicians	1
29-9091	Athletic Trainers	1
29-9092	Genetic Counselors	1
29-9099	Healthcare Practitioners and Technical Workers, All Other	1
31-1011	Home Health Aides	1
31-1013	Psychiatric Aides	1
31-1014	Nursing Assistants	1
31-1015	Orderlies	1
31-2011	Occupational Therapy Assistants	1
31-2012	Occupational Therapy Aides	1
31-2021	Physical Therapist Assistants	1



31-2022	Physical Therapist Aides	1
31-9011	Massage Therapists	1
31-9091	Dental Assistants	1
31-9092	Medical Assistants	1
31-9093	Medical Equipment Preparers	1
31-9095	Pharmacy Aides	1
31-9096	Veterinary Assistants and Laboratory Animal Caretakers	1
31-9097	Phlebotomists	1
31-9099	Healthcare Support Workers, All Other	1
33-1011	First-Line Supervisors of Correctional Officers	1
33-1012	First-Line Supervisors of Police and Detectives	1
33-1021	First-Line Supervisors of Fire Fighting and Prevention Workers	1
33-2011	Firefighters	1
33-2021	Fire Inspectors and Investigators	1
33-2022	Forest Fire Inspectors and Prevention Specialists	1
33-3011	Bailiffs	1
33-3012	Correctional Officers and Jailers	1
33-3021	Detectives and Criminal Investigators	1
33-3031	Fish and Game Wardens	1
33-3041	Parking Enforcement Workers	1
33-3051	Police and Sheriff's Patrol Officers	1
33-3052	Transit and Railroad Police	1
33-9011	Animal Control Workers	1
33-9031	Gaming Surveillance Officers and Gaming Investigators	1
33-9032	Security Guards	1
33-9091	Crossing Guards	1
33-9092	Lifeguards, Ski Patrol, and Other Recreational Protective Service Workers	1
33-9093	Transportation Security Screeners	1
33-9099	Protective Service Workers, All Other	1
35-1011	Chefs and Head Cooks	1
35-1012	First-Line Supervisors of Food Preparation and Serving Workers	1
35-2011	Cooks, Fast Food	1
35-2012	Cooks, Institution and Cafeteria	1
35-2013	Cooks, Private Household	1
35-2014	Cooks, Restaurant	1
35-2015	Cooks, Short Order	1
35-2021	Food Preparation Workers	1
35-3011	Bartenders	1
35-3021	Combined Food Preparation and Serving Workers, Including Fast Food	1
35-3022	Counter Attendants, Cafeteria, Food Concession, and Coffee Shop	1
35-3031	Waiters and Waitresses	1
35-3041	Food Servers, Nonrestaurant	1
35-9011	Dining Room and Cafeteria Attendants and Bartender Helpers	1

35-9021	Dishwashers	1
35-9031	Hosts and Hostesses, Restaurant, Lounge, and Coffee Shop	1
37-1011	First-Line Supervisors of Housekeeping and Janitorial Workers	1
37-1012	First-Line Supervisors of Landscaping, Lawn Service, and Groundskeeping Workers	1
37-2011	Janitors and Cleaners, Except Maids and Housekeeping Cleaners	1
37-2012	Maids and Housekeeping Cleaners	1
37-2021	Pest Control Workers	1
37-3011	Landscaping and Groundskeeping Workers	1
37-3012	Pesticide Handlers, Sprayers, and Applicators, Vegetation	1
37-3013	Tree Trimmers and Pruners	1
39-1011	Gaming Supervisors	1
39-1012	Slot Supervisors	1
39-1021	First-Line Supervisors of Personal Service Workers	1
39-2011	Animal Trainers	1
39-2021	Nonfarm Animal Caretakers	1
39-3011	Gaming Dealers	1
39-3012	Gaming and Sports Book Writers and Runners	1
39-3021	Motion Picture Projectionists	1
39-3031	Ushers, Lobby Attendants, and Ticket Takers	1
39-3091	Amusement and Recreation Attendants	1
39-3092	Costume Attendants	1
39-3093	Locker Room, Coatroom, and Dressing Room Attendants	1
39-4011	Embalmers	1
39-4021	Funeral Attendants	1
39-4031	Morticians, Undertakers, and Funeral Directors	1
39-5011	Barbers	1
39-5012	Hairdressers, Hairstylists, and Cosmetologists	1
39-5091	Makeup Artists, Theatrical and Performance	1
39-5092	Manicurists and Pedicurists	1
39-5093	Shampooers	1
39-5094	Skincare Specialists	1
39-6011	Baggage Porters and Bellhops	1
39-6012	Concierges	1
39-7011	Tour Guides and Escorts	1
39-7012	Travel Guides	1
39-9011	Childcare Workers	1
39-9021	Personal Care Aides	1
39-9031	Fitness Trainers and Aerobics Instructors	1
39-9032	Recreation Workers	1
39-9041	Residential Advisors	1
41-1011	First-Line Supervisors of Retail Sales Workers	1
41-1012	First-Line Supervisors of Non-Retail Sales Workers	1
41-2011	Cashiers	1

41-2012	Gaming Change Persons and Booth Cashiers	1
41-2021	Counter and Rental Clerks	1
41-2022	Parts Salespersons	1
41-2031	Retail Salespersons	1
41-9012	Models	1
41-9091	Door-To-Door Sales Workers, News and Street Vendors, and Related Workers	1
43-1011	First-Line Supervisors of Office and Administrative Support Workers	1
43-2011	Switchboard Operators, Including Answering Service	1
43-2021	Telephone Operators	1
43-3041	Gaming Cage Workers	1
43-3051	Payroll and Timekeeping Clerks	1
43-3071	Tellers	1
43-4011	Brokerage Clerks	1
43-4021	Correspondence Clerks	1
43-4031	Court, Municipal, and License Clerks	1
43-4041	Credit Authorizers, Checkers, and Clerks	1
43-4061	Eligibility Interviewers, Government Programs	1
43-4081	Hotel, Motel, and Resort Desk Clerks	1
43-4121	Library Assistants, Clerical	1
43-4131	Loan Interviewers and Clerks	1
43-4141	New Accounts Clerks	1
43-4151	Order Clerks	1
43-4171	Receptionists and Information Clerks	1
43-5011	Cargo and Freight Agents	1
43-5021	Couriers and Messengers	1
43-5031	Police, Fire, and Ambulance Dispatchers	1
43-5032	Dispatchers, Except Police, Fire, and Ambulance	1
43-5041	Meter Readers, Utilities	1
43-5051	Postal Service Clerks	1
43-5052	Postal Service Mail Carriers	1
43-5053	Postal Service Mail Sorters, Processors, and Processing Machine Operators	1
43-5061	Production, Planning, and Expediting Clerks	1
43-5071	Shipping, Receiving, and Traffic Clerks	1
43-5081	Stock Clerks and Order Fillers	1
43-5111	Weighers, Measurers, Checkers, and Samplers, Recordkeeping	1
43-9051	Mail Clerks and Mail Machine Operators, Except Postal Service	1
43-9071	Office Machine Operators, Except Computer	1
45-1011	First-Line Supervisors of Farming, Fishing, and Forestry Workers	1
45-2011	Agricultural Inspectors	1
45-2021	Animal Breeders	1
45-2041	Graders and Sorters, Agricultural Products	1
45-2091	Agricultural Equipment Operators	1
45-2092	Farmworkers and Laborers, Crop, Nursery, and Greenhouse	1

45-2093	Farmworkers, Farm, Ranch, and Aquacultural Animals	1
45-3011	Fishers and Related Fishing Workers	1
45-3021	Hunters and Trappers	1
45-4011	Forest and Conservation Workers	1
45-4021	Fallers	1
45-4022	Logging Equipment Operators	1
45-4023	Log Graders and Scalers	1
47-1011	First-Line Supervisors of Construction Trades and Extraction Workers	1
47-2011	Boilermakers	1
47-2021	Brickmasons and Blockmasons	1
47-2022	Stonemasons	1
47-2031	Carpenters	1
47-2041	Carpet Installers	1
47-2042	Floor Layers, Except Carpet, Wood, and Hard Tiles	1
47-2043	Floor Sanders and Finishers	1
47-2044	Tile and Marble Setters	1
47-2051	Cement Masons and Concrete Finishers	1
47-2053	Terrazzo Workers and Finishers	1
47-2061	Construction Laborers	1
47-2071	Paving, Surfacing, and Tamping Equipment Operators	1
47-2072	Pile-Driver Operators	1
47-2073	Operating Engineers and Other Construction Equipment Operators	1
47-2081	Drywall and Ceiling Tile Installers	1
47-2082	Tapers	1
47-2111	Electricians	1
47-2121	Glaziers	1
47-2131	Insulation Workers, Floor, Ceiling, and Wall	1
47-2132	Insulation Workers, Mechanical	1
47-2141	Painters, Construction and Maintenance	1
47-2142	Paperhangers	1
47-2151	Pipelayers	1
47-2152	Plumbers, Pipefitters, and Steamfitters	1
47-2161	Plasterers and Stucco Masons	1
47-2171	Reinforcing Iron and Rebar Workers	1
47-2181	Roofers	1
47-2211	Sheet Metal Workers	1
47-2221	Structural Iron and Steel Workers	1
47-2231	Solar Photovoltaic Installers	1
47-3011	Helpers--Brickmasons, Blockmasons, Stonemasons, and Tile and Marble Setters	1
47-3012	Helpers--Carpenters	1
47-3013	Helpers--Electricians	1
47-3014	Helpers--Painters, Paperhangers, Plasterers, and Stucco Masons	1
47-3015	Helpers--Pipelayers, Plumbers, Pipefitters, and Steamfitters	1

47-3016	Helpers--Roofers	1
47-4011	Construction and Building Inspectors	1
47-4021	Elevator Installers and Repairers	1
47-4031	Fence Erectors	1
47-4041	Hazardous Materials Removal Workers	1
47-4051	Highway Maintenance Workers	1
47-4061	Rail-Track Laying and Maintenance Equipment Operators	1
47-4071	Septic Tank Servicers and Sewer Pipe Cleaners	1
47-4091	Segmental Pavers	1
47-4099	Construction and Related Workers, All Other	1
47-5011	Derrick Operators, Oil and Gas	1
47-5012	Rotary Drill Operators, Oil and Gas	1
47-5013	Service Unit Operators, Oil, Gas, and Mining	1
47-5021	Earth Drillers, Except Oil and Gas	1
47-5031	Explosives Workers, Ordnance Handling Experts, and Blasters	1
47-5041	Continuous Mining Machine Operators	1
47-5042	Mine Cutting and Channeling Machine Operators	1
47-5051	Rock Splitters, Quarry	1
47-5061	Roof Bolters, Mining	1
47-5071	Roustabouts, Oil and Gas	1
47-5081	Helpers--Extraction Workers	1
49-1011	First-Line Supervisors of Mechanics, Installers, and Repairers	1
49-2011	Computer, Automated Teller, and Office Machine Repairers	1
49-2021	Radio, Cellular, and Tower Equipment Installers and Repairers	1
49-2022	Telecommunications Equipment Installers and Repairers, Except Line Installers	1
49-2091	Avionics Technicians	1
49-2092	Electric Motor, Power Tool, and Related Repairers	1
49-2093	Electrical and Electronics Installers and Repairers, Transportation Equipment	1
49-2094	Electrical and Electronics Repairers, Commercial and Industrial Equipment	1
49-2095	Electrical and Electronics Repairers, Powerhouse, Substation, and Relay	1
49-2096	Electronic Equipment Installers and Repairers, Motor Vehicles	1
49-2097	Electronic Home Entertainment Equipment Installers and Repairers	1
49-2098	Security and Fire Alarm Systems Installers	1
49-3011	Aircraft Mechanics and Service Technicians	1
49-3021	Automotive Body and Related Repairers	1
49-3022	Automotive Glass Installers and Repairers	1
49-3023	Automotive Service Technicians and Mechanics	1
49-3031	Bus and Truck Mechanics and Diesel Engine Specialists	1
49-3041	Farm Equipment Mechanics and Service Technicians	1
49-3042	Mobile Heavy Equipment Mechanics, Except Engines	1
49-3043	Rail Car Repairers	1
49-3051	Motorboat Mechanics and Service Technicians	1
49-3052	Motorcycle Mechanics	1

49-3053	Outdoor Power Equipment and Other Small Engine Mechanics	1
49-3091	Bicycle Repairers	1
49-3092	Recreational Vehicle Service Technicians	1
49-3093	Tire Repairers and Changers	1
49-9011	Mechanical Door Repairers	1
49-9012	Control and Valve Installers and Repairers, Except Mechanical Door	1
49-9021	Heating, Air Conditioning, and Refrigeration Mechanics and Installers	1
49-9031	Home Appliance Repairers	1
49-9041	Industrial Machinery Mechanics	1
49-9043	Maintenance Workers, Machinery	1
49-9044	Millwrights	1
49-9045	Refractory Materials Repairers, Except Brickmasons	1
49-9051	Electrical Power-Line Installers and Repairers	1
49-9052	Telecommunications Line Installers and Repairers	1
49-9061	Camera and Photographic Equipment Repairers	1
49-9062	Medical Equipment Repairers	1
49-9063	Musical Instrument Repairers and Tuners	1
49-9064	Watch Repairers	1
49-9071	Maintenance and Repair Workers, General	1
49-9081	Wind Turbine Service Technicians	1
49-9091	Coin, Vending, and Amusement Machine Servicers and Repairers	1
49-9092	Commercial Divers	1
49-9093	Fabric Menders, Except Garment	1
49-9094	Locksmiths and Safe Repairers	1
49-9095	Manufactured Building and Mobile Home Installers	1
49-9096	Riggers	1
49-9097	Signal and Track Switch Repairers	1
49-9098	Helpers--Installation, Maintenance, and Repair Workers	1
49-9099	Installation, Maintenance, and Repair Workers, All Other	1
51-1011	First-Line Supervisors of Production and Operating Workers	1
51-2011	Aircraft Structure, Surfaces, Rigging, and Systems Assemblers	1
51-2021	Coil Winders, Tapers, and Finishers	1
51-2022	Electrical and Electronic Equipment Assemblers	1
51-2023	Electromechanical Equipment Assemblers	1
51-2031	Engine and Other Machine Assemblers	1
51-2041	Structural Metal Fabricators and Fitters	1
51-2091	Fiberglass Laminators and Fabricators	1
51-2092	Team Assemblers	1
51-2093	Timing Device Assemblers and Adjusters	1
51-3011	Bakers	1
51-3021	Butchers and Meat Cutters	1
51-3022	Meat, Poultry, and Fish Cutters and Trimmers	1
51-3023	Slaughterers and Meat Packers	1

51-3091	Food and Tobacco Roasting, Baking, and Drying Machine Operators and Tenders	1
51-3092	Food Batchmakers	1
51-3093	Food Cooking Machine Operators and Tenders	1
51-4011	Computer-Controlled Machine Tool Operators, Metal and Plastic	1
51-4012	Computer Numerically Controlled Machine Tool Programmers, Metal and Plastic	1
51-4021	Extruding and Drawing Machine Setters, Operators, and Tenders, Metal and Plastic	1
51-4022	Forging Machine Setters, Operators, and Tenders, Metal and Plastic	1
51-4023	Rolling Machine Setters, Operators, and Tenders, Metal and Plastic	1
51-4031	Cutting, Punching, and Press Machine Setters, Operators, and Tenders, Metal and Plastic	1
51-4032	Drilling and Boring Machine Tool Setters, Operators, and Tenders, Metal and Plastic	1
51-4033	Grinding, Lapping, Polishing, and Buffing Machine Tool Setters, Operators, and Tenders, Metal and Plastic	1
51-4034	Lathe and Turning Machine Tool Setters, Operators, and Tenders, Metal and Plastic	1
51-4035	Milling and Planing Machine Setters, Operators, and Tenders, Metal and Plastic	1
51-4041	Machinists	1
51-4051	Metal-Refining Furnace Operators and Tenders	1
51-4052	Pourers and Casters, Metal	1
51-4061	Model Makers, Metal and Plastic	1
51-4062	Patternmakers, Metal and Plastic	1
51-4071	Foundry Mold and Coremakers	1
51-4072	Molding, Coremaking, and Casting Machine Setters, Operators, and Tenders, Metal and Plastic	1
51-4081	Multiple Machine Tool Setters, Operators, and Tenders, Metal and Plastic	1
51-4111	Tool and Die Makers	1
51-4121	Welders, Cutters, Solderers, and Brazers	1
51-4122	Welding, Soldering, and Brazing Machine Setters, Operators, and Tenders	1
51-4191	Heat Treating Equipment Setters, Operators, and Tenders, Metal and Plastic	1
51-4192	Layout Workers, Metal and Plastic	1
51-4193	Plating and Coating Machine Setters, Operators, and Tenders, Metal and Plastic	1
51-4194	Tool Grinders, Filers, and Sharpeners	1
51-5111	Prepress Technicians and Workers	1
51-5112	Printing Press Operators	1
51-5113	Print Binding and Finishing Workers	1
51-6011	Laundry and Dry-Cleaning Workers	1
51-6021	Pressers, Textile, Garment, and Related Materials	1
51-6031	Sewing Machine Operators	1
51-6041	Shoe and Leather Workers and Repairers	1
51-6042	Shoe Machine Operators and Tenders	1
51-6051	Sewers, Hand	1
51-6052	Tailors, Dressmakers, and Custom Sewers	1
51-6061	Textile Bleaching and Dyeing Machine Operators and Tenders	1
51-6062	Textile Cutting Machine Setters, Operators, and Tenders	1
51-6063	Textile Knitting and Weaving Machine Setters, Operators, and Tenders	1

51-6064	Textile Winding, Twisting, and Drawing Out Machine Setters, Operators, and Tenders Extruding and Forming Machine Setters, Operators, and Tenders, Synthetic and Glass Fibers	1
51-6091		1
51-6092	Fabric and Apparel Patternmakers	1
51-6093	Upholsterers	1
51-7011	Cabinetmakers and Bench Carpenters	1
51-7021	Furniture Finishers	1
51-7031	Model Makers, Wood	1
51-7032	Patternmakers, Wood	1
51-7041	Sawing Machine Setters, Operators, and Tenders, Wood	1
51-7042	Woodworking Machine Setters, Operators, and Tenders, Except Sawing	1
51-8011	Nuclear Power Reactor Operators	1
51-8012	Power Distributors and Dispatchers	1
51-8013	Power Plant Operators	1
51-8021	Stationary Engineers and Boiler Operators	1
51-8031	Water and Wastewater Treatment Plant and System Operators	1
51-8091	Chemical Plant and System Operators	1
51-8092	Gas Plant Operators	1
51-8093	Petroleum Pump System Operators, Refinery Operators, and Gaugers	1
51-8099	Plant and System Operators, All Other	1
51-9011	Chemical Equipment Operators and Tenders Separating, Filtering, Clarifying, Precipitating, and Still Machine Setters, Operators, and Tenders	1
51-9012		1
51-9021	Crushing, Grinding, and Polishing Machine Setters, Operators, and Tenders	1
51-9022	Grinding and Polishing Workers, Hand	1
51-9023	Mixing and Blending Machine Setters, Operators, and Tenders	1
51-9031	Cutters and Trimmers, Hand	1
51-9032	Cutting and Slicing Machine Setters, Operators, and Tenders Extruding, Forming, Pressing, and Compacting Machine Setters, Operators, and Tenders	1
51-9041		1
51-9051	Furnace, Kiln, Oven, Drier, and Kettle Operators and Tenders	1
51-9061	Inspectors, Testers, Sorters, Samplers, and Weighers	1
51-9071	Jewelers and Precious Stone and Metal Workers	1
51-9081	Dental Laboratory Technicians	1
51-9082	Medical Appliance Technicians	1
51-9083	Ophthalmic Laboratory Technicians	1
51-9111	Packaging and Filling Machine Operators and Tenders	1
51-9121	Coating, Painting, and Spraying Machine Setters, Operators, and Tenders	1
51-9122	Painters, Transportation Equipment	1
51-9123	Painting, Coating, and Decorating Workers	1
51-9141	Semiconductor Processors	1
51-9151	Photographic Process Workers and Processing Machine Operators	1
51-9191	Adhesive Bonding Machine Operators and Tenders	1
51-9192	Cleaning, Washing, and Metal Pickling Equipment Operators and Tenders	1



51-9193	Cooling and Freezing Equipment Operators and Tenders	1
51-9194	Etchers and Engravers	1
51-9195	Molders, Shapers, and Casters, Except Metal and Plastic	1
51-9196	Paper Goods Machine Setters, Operators, and Tenders	1
51-9197	Tire Builders	1
51-9198	Helpers--Production Workers	1
51-9199	Production Workers, All Other	1
53-1011	Aircraft Cargo Handling Supervisors	1
53-1021	First-Line Supervisors of Helpers, Laborers, and Material Movers, Hand First-Line Supervisors of Transportation and Material-Moving Machine and Vehicle	1
53-1031	Operators	1
53-2011	Airline Pilots, Copilots, and Flight Engineers	1
53-2012	Commercial Pilots	1
53-2021	Air Traffic Controllers	1
53-2022	Airfield Operations Specialists	1
53-2031	Flight Attendants	1
53-3011	Ambulance Drivers and Attendants, Except Emergency Medical Technicians	1
53-3021	Bus Drivers, Transit and Intercity	1
53-3022	Bus Drivers, School or Special Client	1
53-3031	Driver/Sales Workers	1
53-3032	Heavy and Tractor-Trailer Truck Drivers	1
53-3033	Light Truck or Delivery Services Drivers	1
53-3041	Taxi Drivers and Chauffeurs	1
53-4011	Locomotive Engineers	1
53-4012	Locomotive Firers	1
53-4013	Rail Yard Engineers, Dinkey Operators, and Hostlers	1
53-4021	Railroad Brake, Signal, and Switch Operators	1
53-4031	Railroad Conductors and Yardmasters	1
53-4041	Subway and Streetcar Operators	1
53-5011	Sailors and Marine Oilers	1
53-5021	Captains, Mates, and Pilots of Water Vessels	1
53-5022	Motorboat Operators	1
53-5031	Ship Engineers	1
53-6011	Bridge and Lock Tenders	1
53-6021	Parking Lot Attendants	1
53-6031	Automotive and Watercraft Service Attendants	1
53-6041	Traffic Technicians	1
53-6051	Transportation Inspectors	1
53-6061	Transportation Attendants, Except Flight Attendants	1
53-7011	Conveyor Operators and Tenders	1
53-7021	Crane and Tower Operators	1
53-7031	Dredge Operators	1
53-7032	Excavating and Loading Machine and Dragline Operators	1

53-7033	Loading Machine Operators, Underground Mining	1
53-7041	Hoist and Winch Operators	1
53-7051	Industrial Truck and Tractor Operators	1
53-7061	Cleaners of Vehicles and Equipment	1
53-7062	Laborers and Freight, Stock, and Material Movers, Hand	1
53-7063	Machine Feeders and Offbearers	1
53-7064	Packers and Packagers, Hand	1
53-7071	Gas Compressor and Gas Pumping Station Operators	1
53-7072	Pump Operators, Except Wellhead Pumpers	1
53-7073	Wellhead Pumpers	1
53-7081	Refuse and Recyclable Material Collectors	1
53-7111	Mine Shuttle Car Operators	1
53-7121	Tank Car, Truck, and Ship Loaders	1

---