

Dynamical importance and network perturbations

Ethan Young^{1,*} and Mason A. Porter^{1,2,3,†}

¹*Department of Mathematics, University of California,
Los Angeles, CA, 90095, United States of America*

²*Department of Sociology, University of California,
Los Angeles, CA, 90095, United States of America*

³*Santa Fe Institute, Santa Fe, NM, 87501, United States of America*

(Dated: March 22, 2024)

The leading eigenvalue λ of the adjacency matrix of a graph exerts much influence on the behavior of dynamical processes on that graph. It is thus relevant to relate notions of the importance (specifically, centrality measures) of network structures to λ and its associated eigenvector. We study a previously derived measure of edge importance known as “dynamical importance”, which estimates how much λ changes when one removes an edge from a graph or adds an edge to it. We examine the accuracy of this estimate for different network structures and compare it to the true change in λ after an edge removal or edge addition. We then derive a first-order approximation of the change in the leading eigenvector. We also consider the effects of edge additions on Kuramoto dynamics on networks, and we express the Kuramoto order parameter in terms of dynamical importance. Through our analysis and computational experiments, we find that studying dynamical importance can improve understanding of the relationship between network perturbations and dynamical processes on networks.

I. INTRODUCTION

The study of dynamical processes on graphs and other networks is important for many applications, which range from disease spread in populations to the collective behavior of neurons in biological neural networks [1, 2]. A major research direction is the examination of how dynamical processes are affected by network architecture. Consider a network in the form of a graph, in which nodes are connected pairwise (i.e., dyadically) by edges. There is an intimate relationship between a graph’s structure and the spectral properties (i.e., the eigenvalues and associated eigenvectors) of its adjacency matrix A (and of other matrices, such as Laplacian matrices) [3].

The leading eigenvalue (i.e., the eigenvalue with the largest magnitude) λ of A determines fundamental properties of many dynamical processes on graphs [2–4]. For example, under certain assumptions, the critical coupling value for the transition to synchrony in the Kuramoto model [5] of coupled oscillators and in networks of other coupled dynamical systems [6] is proportional to λ . Additionally, $1/\lambda$ gives an estimate of an epidemic threshold for many compartmental models of disease spread on graphs [7]. Relatedly, the percolation threshold for the appearance of a giant component on a graph also involves $1/\lambda$ [8].

In light of the above connections to dynamics, it is also relevant to characterize the importances of a graph’s nodes and edges using spectral properties of A . Determining the importances (i.e., centralities) of network nodes, edges, and other subgraphs is relevant for ranking and other applications [2], such as removing specific

nodes and edges to reach a percolation threshold [9] and minimizing congestion in queueing networks [10]. One can express many centrality measures in terms of the leading eigenvector v of A . The prototypical example of such an eigenvector-based centrality is eigenvector centrality [11]. Other eigenvector-based centralities include PageRank [12] and hub and authority scores [13]. Researchers have also extended eigenvector-based centrality measures to multilayer and temporal networks [14–16].

In the present paper, we examine *dynamical importance* [5], which is a centrality measure that gives an estimate of λ . Using dynamical importance, we compare the effects of edge removals and edge additions (i.e., two different types of network perturbations [17]) on λ for several families of graphs. We then examine network perturbations for the Kuramoto model (which is a system of coupled phase oscillators) on graphs [18]. Under certain assumptions, the Kuramoto model’s critical coupling value, which determines when coupled phase oscillators start to synchronize, is inversely proportional to λ [5].

Our paper proceeds as follows. In Sec. II, we review dynamical importance, compare it with the true change in λ for network perturbations, and discuss its accuracy. In Sec. III, we examine dynamical importance from the perspective of the corresponding change in the leading eigenvector of a graph’s adjacent matrix. In Sec. IV, we use dynamical importance to study the effects of network perturbations on a previously derived expression for the order parameter of the Kuramoto model on graphs with approximately-homogeneous degree distributions. Finally, in Sec. V, we conclude and discuss future research directions. In the appendices, we provide a few additional details about some assumptions and other relevant considerations.

In our code repository (see https://github.com/ethanjyoung/dynamical_importance.git), we provide functions to compute dynamical importance and itera-

* young.j.ethan@gmail.com

† mason@math.ucla.edu

TABLE I. Summary of our key mathematical notation.

Notation	Meaning
Δx	true change in x
δx	first-order approximation of Δx
\acute{x}	$x + \Delta x$
\hat{x}	$x + \delta x$
\hat{y}	quantity computed using Δx
\check{y}	quantity computed using δx

tively add edges with the largest dynamical importance to a graph.

II. DYNAMICAL IMPORTANCE

We begin by reviewing dynamical importance. To aid our presentation, we summarize our mathematical notation in Table I.

Given a strongly connected graph (i.e., there is a path from each node to each other node) G with adjacency matrix A , leading eigenvalue λ , leading left eigenvector u and leading right eigenvector v , the dynamical importance [19] of the edge $i \rightarrow j$ is

$$\iota_{ij} = \frac{A_{ij}u_i v_j}{\lambda u^T v}. \quad (1)$$

We expand (3) and ignore higher-order terms (i.e., terms that are cubic or have higher powers) to obtain

$$u^T \Delta A v = \Delta \lambda u^T v + \text{higher-order terms}. \quad (4)$$

We divide the retained terms by $u^T v$ to isolate $\Delta \lambda$ and obtain

$$\Delta \lambda = \frac{u^T \Delta A v}{u^T v}. \quad (5)$$

For the removal of edge $i \rightarrow j$, we have

$$[\Delta \lambda]_{ij} = \frac{u_i [\Delta A]_{ij} v_j}{u^T v}. \quad (6)$$

Because $[\Delta A]_{ij} = -A_{ij}$, it follows that

$$[\Delta \lambda]_{ij} = \frac{-A_{ij}u_i v_j}{u^T v}. \quad (7)$$

We now derive the dynamical importance ι_{ij} of edge $i \rightarrow j$ for edge removals. Consider the relative eigenvalue change

$$\iota_{ij} = \frac{-[\Delta \lambda]_{ij}}{\lambda}, \quad (8)$$

Equation (1) arises from the removal or addition of a single edge.

By the Perron–Frobenius theorem for nonnegative matrices [20], the leading eigenvalue λ is real and positive, the entries of u all have the same sign, and the entries of v all have the same sign. Without loss of generality, we take the entries of u and v to be nonnegative. We also assume that (1) the graph G is strongly connected and (2) the graph perturbation has a small effect on λ and its associated eigenvectors for graphs with $N \gg 1$ nodes.

We start by deriving a first-order approximation of the change $[\Delta \lambda]_{ij}$ in λ after the removal or addition of edge $i \rightarrow j$. The eigenvalue equation for the left and right eigenvectors is

$$u^T A v = \lambda u^T v. \quad (2)$$

We use perturbation theory to approximate the change in λ for edge removals. Let $A + \Delta A$ denote the new adjacency matrix after the edge removal. Let $\lambda + \Delta \lambda$ denote the associated change in λ , let $u + \Delta u$ denote the change in u , and let $v + \Delta v$ denote the change in v . The eigenvalue equation for the perturbed system is

$$(u + \Delta u)^T (A + \Delta A) (v + \Delta v) = (\lambda + \Delta \lambda) (u + \Delta u)^T (v + \Delta v). \quad (3)$$

where $[\Delta \lambda]_{ij}$ is defined in (7), we normalize by the leading eigenvalue λ , and the factor -1 ensures nonnegativity. For edge additions, we do not have the factor -1 . Inserting (7) into (8) yields

$$\iota_{ij} = \frac{A_{ij}u_i v_j}{\lambda u^T v}. \quad (9)$$

Henceforth, we only consider graphs that are undirected and unweighted. For undirected graphs, the subscript ij denotes the bidirectional edge $i \leftrightarrow j$, which necessarily includes both $i \rightarrow j$ and $j \rightarrow i$. There are two associated 1 entries in the perturbation matrix ΔA . We thus have

$$\iota_{ij} = \frac{u_i v_j + u_j v_i}{\lambda u^T v}. \quad (10)$$

The symmetry of A implies that A and A^T have the same eigenvalues, so we also have $u = v^T$. Therefore,

$$\iota_{ij} = \frac{2v_i v_j}{\lambda v^T v}. \quad (11)$$

We refer to Eq. (11) as the “first-order edge dynamical importance” (FoEDI). The eigenvector v has strictly positive entries, so $\iota_{ij} > 0$.

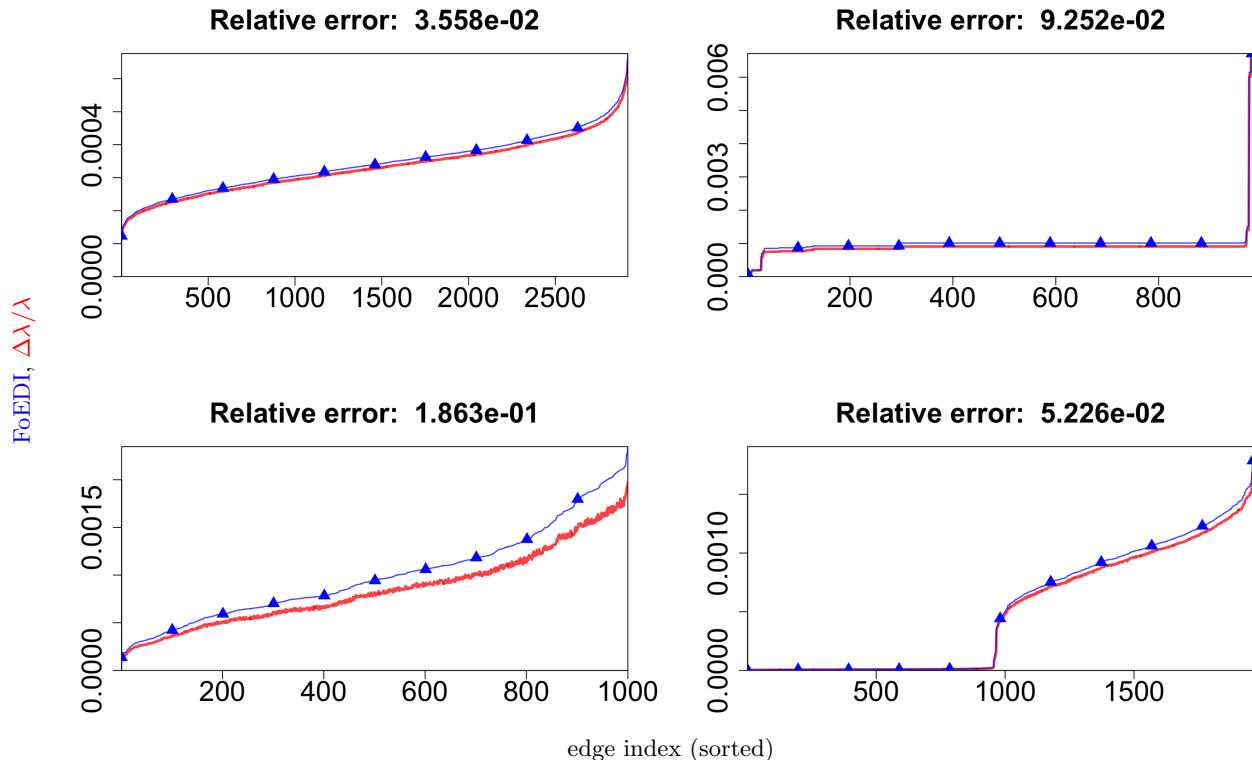


FIG. 1. We show the first-order edge dynamical importance (FoEDI) (thin blue curve and triangles) and $\Delta\lambda/\lambda$ (thick red curve) for edge removals in various 200-node graphs. We order the curves for FoEDI and $\Delta\lambda$ by increasing value of FoEDI. The horizontal axis is the edge index. We plot results for one graph that we construct using (top left) the Erdős–Rényi (ER) model, (top right) the Barabási–Albert (BA) model, (bottom left) the Watts–Strogatz (WS) model, and (bottom right) a stochastic block model (SBM). We describe the parameters of each model in the main text. We use a single instantiation of each type of graph. The relative error is $\|x - y\|_2 / \|x\|_2$, where $\|\cdot\|_2$ is the ℓ_2 norm, x is the vector of measured values, and y is the vector of true values.

Algorithm 1: Adding edges that maximize the first-order edge dynamical importance (FoEDI)

ν_{ij} . **Input** : E^c : the set of edges of the complement graph

G^C **Output**: G_{complete} : a complete graph

$\nu_G \leftarrow \{\}$

for $k = 1$ **to** $|E^c|$ **do**

for $e \in E^c$ **do**

 Compute λ, v

 Get indices i, j of e

 Compute $\nu_e = \frac{2v_i A_{ij} v_j}{\lambda v^T v}$

$\nu_G \leftarrow \nu_e$

 Get indices i, j of $\max(\nu_G)$

 Remove edge e_{ij} from E^c

 Add edge e_{ij} to G

$\nu_G \leftarrow \{\}$

$G_{\text{complete}} \leftarrow G$

return G_{complete}

One can also use (11) to help select which edge (for edge removals) or non-edge (for edge additions) most in-

creases or most decreases λ . We use the following procedure (see Algorithm 1) to maximize FoEDI. Given a graph G with associated adjacency matrix A , the complement graph G^C is a simple graph that consists for all of the edges (except for self-edges) that are not in G . The adjacency matrix A^C of G^C is the complement of A and swaps the 0 entries and 1 entries of A (except for still having 0 values on the diagonal). We compute ν_{ij} for each non-edge of G (i.e., for each edge of G^C) and return the non-edge with the edge index that is associated with the largest ν_{ij} . We use an analogous procedure to select which edge to remove to maximize FoEDI.

Using FoEDI also recovers the Rayleigh quotient $v^T A v / v^T v = \lambda$. See Appendix A for the derivation. This presents opportunities to connect dynamical importance with eigenvalue perturbation theory [21] (e.g., eigenvalue elasticity). However, many techniques from eigenvalue perturbation theory consider very small perturbations (e.g., changing the weight of an edge in a weighted network), rather than perturbations that change a 1 into a 0 (or vice versa) in one entry of an unweighted adjacency matrix A [22, 23].

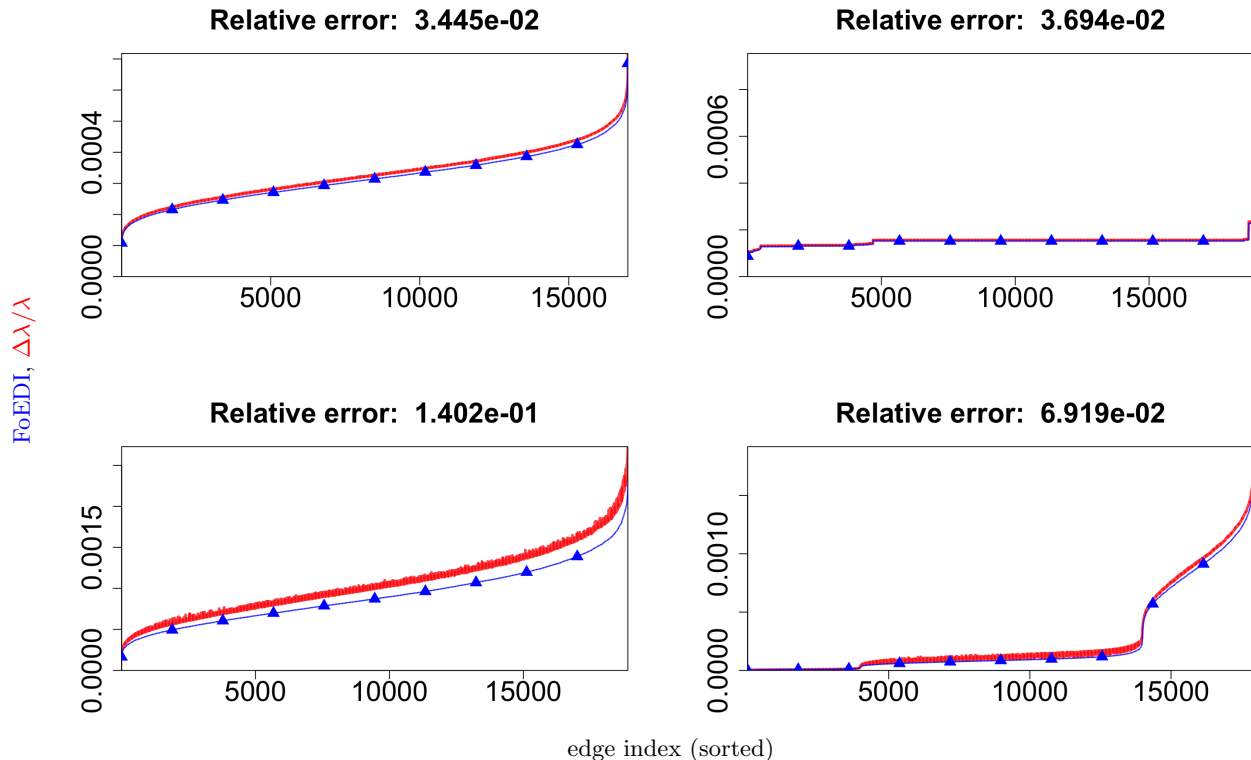


FIG. 2. We show the FoEDI (thin blue curve with with triangles) and $\Delta\lambda/\lambda$ (thick red curve) for edge additions. We divide $\Delta\lambda$ by λ to normalize it. We order FoEDI and $\Delta\lambda$ by increasing FoEDI. We show results for (top left) an ER graph, (top right) a BA graph, (bottom left) a WS graph, and (bottom right) an SBM graph. The random-graph realization in each panel is the same as the graph in the corresponding panel of Fig. 1.

A. Comparison with the eigenvalue change $\Delta\lambda$

In Figs. 1 and 2, we compare FoEDI to $\Delta\lambda$ for several graphs. We consider single instantiations of four different types of graphs, which are discussed in detail in the textbook [2]. The first graph is a $G(200, 0.15)$ Erdős–Rényi (ER) graph. The second graph is a Barabási–Albert (BA) graph initialized from a single node and 0 edges. The preferential-attachment power is 4, and we add 5 edges at each discrete time step. The third graph is a Watts–Strogatz (WS) graph in which each node is initially adjacent to its $k = 4$ nearest neighbors and the rewiring probability is 0.05. The fourth graph is a stochastic-block-model (SBM) graph with $G(100, 0.2)$ and $G(100, 0.2)$ ER blocks and an independent 0.01 probability of each edge between nodes in different blocks.

We show our results for edge removals in Fig. 1 and our results for edge additions in Fig. 2. We see that FoEDI always overestimates $\Delta\lambda$ for edge removals and always underestimates $\Delta\lambda$ for edge additions. The difference between FoEDI and the eigenvalue change $\Delta\lambda$ decreases as we increase the numbers of nodes and edges of a graph. For node dynamical importance, the differences between $\Delta\lambda$ and approximations of it using dynamical importance are significant enough to warrant refining the approxima-

tion (e.g., by including second-order terms) to improve its accuracy, such as in [24, 25].

As we illustrate in Figs. 1 and 2, it seems that FoEDI is already very accurate for some network models (e.g., ER, BA, and SBM graphs), so higher-order approximations for ι_{ij} will not meaningfully improve accuracy. By contrast, FoEDI has a noticeable inaccuracy in its estimate of $\Delta\lambda$ for our WS graph. Nevertheless, computing FoEDI still provides a helpful estimate even for this example.

We outline a simple, though computationally expensive, edge-addition procedure using FoEDI. In Fig. 3, we plot the standard deviation σ_d of graph degree distribution as a function of the number of edges that we add using Alg. 1. In Fig. B.1 in Appendix B, we plot the change in λ as we add edges to each graph. The roughly semi-circular curve of σ_d for each graph suggests that nodes with large degree tend to accrue edges before other nodes. This is unsurprising, as it is well-known that $\lambda \leq d_{\max}$, where d_{\max} is the maximum degree of a graph [3].

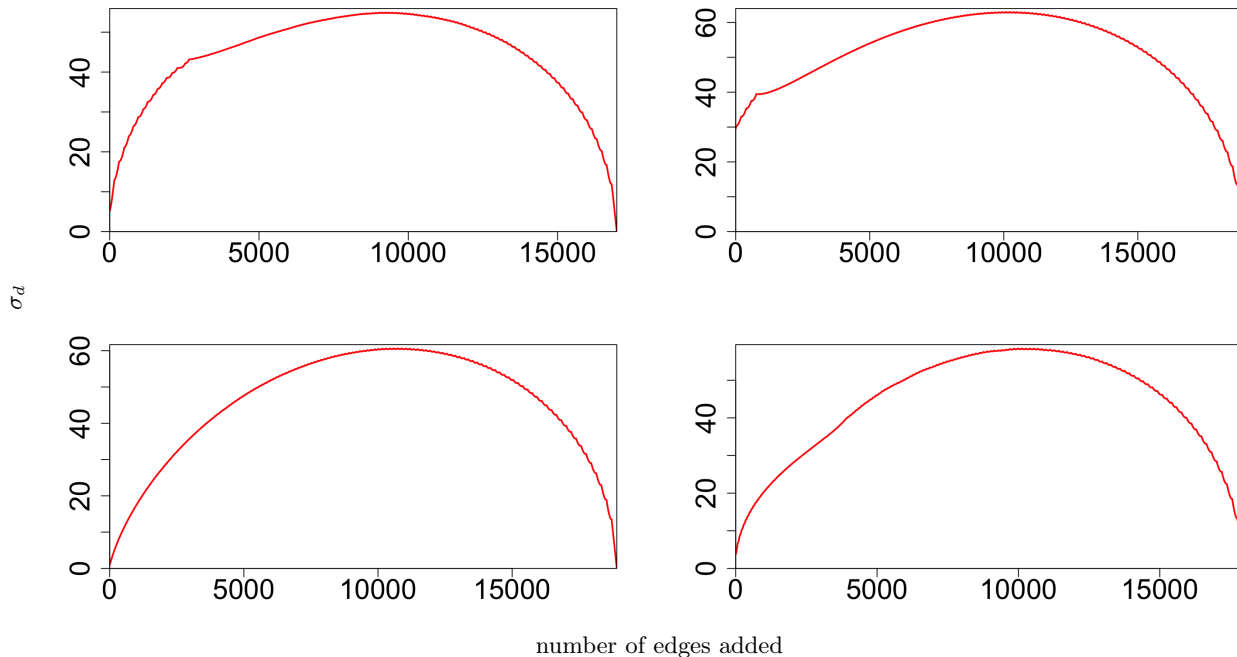


FIG. 3. The standard deviation σ_d of the degree distribution of a graph G as we add edges e_{ij} , one by one, that maximize ι_{ij} . The horizontal axis is the number of edges that we add from the complement graph G^C . We show results for (top left) an ER graph, (top right) a BA graph, (bottom left) a WS graph, and (bottom right) an SBM graph. The random-graph realization in each panel is the same as the graph in the corresponding panel of Fig. 1.

III. ESTIMATING THE EIGENVECTOR CHANGE Δv

We now derive an approximation of the change Δv in the leading eigenvector of G . Consider the expression for FoEDI in (11), and recall that $u = v^T$ for an undirected graph. The denominator in (11) is constant, so the FoEDI of each edge $i \leftrightarrow j$ is determined by the product $v_i v_j$ of the eigenvector entries. Motivated by this product, we examine how much v differs from $v + \Delta v$ by estimating Δv for a graph perturbation.

To approximate Δv , we use the same technique as in our derivation of FoEDI. We begin with the eigenvalue equation

$$Av = \lambda v. \quad (12)$$

We perturb (12) and write

$$(A + \Delta A)(v + \Delta v) = (\lambda + \Delta \lambda)(v + \Delta v). \quad (13)$$

Expanding (13) and ignoring terms of second and higher order yields

$$Av + A\Delta v + \Delta Av = \lambda v + \lambda \Delta v + \Delta \lambda v, \quad (14)$$

which we simplify to obtain

$$\Delta Av - \Delta \lambda v = \lambda \Delta v - A\Delta v. \quad (15)$$

Therefore,

$$(\Delta A - \Delta \lambda I)v = (\lambda I - A)\Delta v, \quad (16)$$

where I is the $N \times N$ identity matrix. We cannot compute the inverse of $\lambda I - A$ because it is singular. Therefore, we instead compute the Moore–Penrose generalized inverse [26]. Let $\acute{D} = \Delta A - \Delta \lambda I$, and let $D = \lambda I - A$. To compute \acute{D} , we use the approximation

$$\iota_{ij}^\dagger = \frac{2v_i v_j}{v^T v} \quad (17)$$

of $\Delta \lambda$. The quantity ι_{ij}^\dagger is the unnormalized FoEDI.

We seek a first-order approximation δv of Δv . We have

$$(\lambda I - A)\delta v = (\Delta A - \Delta \lambda I)v. \quad (18)$$

Solving for δv yields

$$\delta v = D^G \acute{D}v, \quad (19)$$

where D^G denotes the Moore–Penrose generalized inverse of D . In Figs. 4 and 5, we plot the relative error between the approximation δv and the true change Δv for the graphs from Fig. 1. We show our results for edge removals in Fig. 4 and our results for edge additions in Fig. 5. In both figures, we see that the relative error is particularly large for the WS graph.

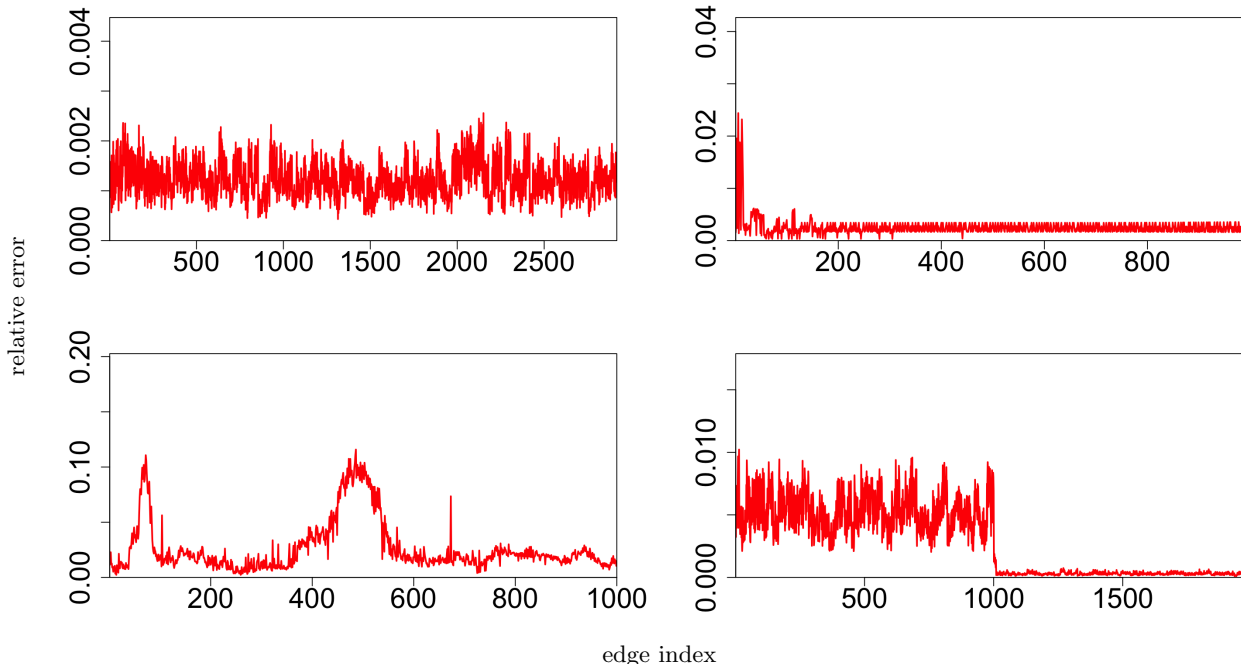


FIG. 4. The relative errors of Δv and Δv for edge removals. The horizontal axis is the index of the edge, and the vertical axis is the relative error. We show results for (top left) an ER graph, (top right) a BA graph, (bottom left) a WS graph, and (bottom right) an SBM graph. The random-graph realization in each panel is the same as the graph in the corresponding panel of Fig. 1.

Equation (19) is computationally expensive [27], but it is useful because we can compute δv for any graph perturbation. We can also use δv to approximate FoEDI after a perturbation. Let \dot{v} denote $v + \delta v$, where we compute δv from Eq. (19). Using Eq. (17), we obtain

$$i_{ij}^\dagger = \frac{2\dot{v}_i \dot{v}_j}{\dot{v}^T \dot{v}}. \quad (20)$$

A. Upper bound on Δv

We now discuss an upper bound on Δv . It was derived previously in [25].

Let $\acute{v} := v + \Delta v$, and let λ_2 be the second largest (in magnitude) eigenvalue of A . We have the upper bound [25]

$$\sin(\theta_{v,\acute{v}}) \leq \frac{\|\Delta A\|_2}{\lambda - \lambda_2}, \quad (21)$$

where $\theta_{v,\acute{v}}$ denotes the angle between v and \acute{v} .

Hultgren [25] noted that the inequality (21) is valid as long as A is symmetric. Because we consider undirected and unweighted graphs, this requirement is satisfied. In this setting, $\|\Delta A\|_2 = 1$, so we further simplify (21) to obtain

$$\sin(\theta_{v,\acute{v}}) \leq \frac{1}{\lambda - \lambda_2}. \quad (22)$$

Based on our observations, which supports a statement in [19], it is often the case that $\lambda - \lambda_2$ in the right-hand side of (22) is large and is larger for denser graphs, with $\lambda \rightarrow N - 1$ and $\lambda_2 \rightarrow -1$ as the number of edges $m \rightarrow N(N - 1)/2$. However, the bound does not give useful information if λ and λ_2 have similar magnitudes (i.e., if the spectral gap is small). For example, $\lambda - \lambda_2$ can be less than 1 for graphs with community structure (e.g., as generated using an SBM) and ring-like graphs (e.g., as generated using the WS model).

IV. THE KURAMOTO MODEL OF COUPLED OSCILLATORS

The Kuramoto model of coupled phase oscillators is a canonical model to study phenomena such as synchronization on networks [18]. The structure of an underlying network impacts the dynamics of Kuramoto oscillators in interesting ways. We consider the Kuramoto model with diffusive coupling. We first define the relevant Kuramoto order parameters. The complex-valued “local order parameter” of oscillator i is $r_i e^{i\psi_i}$, where $i = \sqrt{-1}$ is the imaginary unit and $r_i \in [0, 1]$ and $\psi_i \in [-\pi, \pi)$ measure the amount of synchrony and the phase, respectively, of oscillator i . One uses the positive real-valued order parameter $r = |\frac{1}{N} \sum_{i=1}^N r_i e^{i\psi_i}|$ to measure the over-

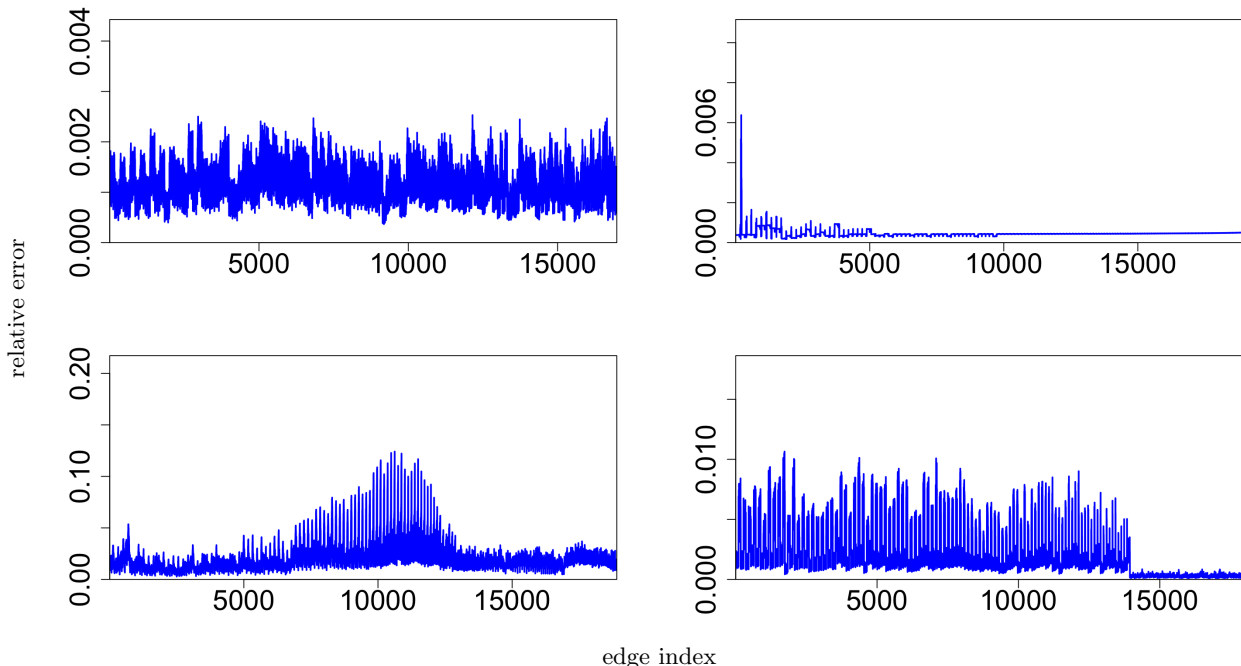


FIG. 5. The relative errors of Δv and Δv for edge additions. The horizontal axis is the index of the edge, and the vertical axis is the relative error. We show results for (top left) an ER graph, (top right) a BA graph, (bottom left) a WS graph, and (bottom right) an SBM graph. The random-graph realization in each panel is the same as the graph in the corresponding panel of Fig. 1.

all amount of synchrony of all oscillators.

Given the phase $\Theta_i(t)$ of oscillator i , its natural frequency ω_i , and the coupling strength k , the Kuramoto model on a graph is the set of coupled ordinary differential equations

$$\dot{\Theta}_i = \omega_i + k \sum_{j=1}^N A_{ij} \sin(\Theta_j - \Theta_i). \quad (23)$$

The critical coupling value k_c signifies the onset of a transition to synchronization [18]. Under specific assumptions (see Appendix C), which include ω_i needing to be statistically independent of r_i and ψ_i , it has been shown that $k_c \propto 1/\lambda$ [5]. Specifically, under those assumptions, the asymptotic expression (i.e., as $N \rightarrow \infty$) for k_c is

$$k_c = \frac{2}{\pi \lambda g(0)}, \quad (24)$$

where $g(\omega)$ is the probability distribution from which we draw the natural frequencies. Let

$$\eta = \frac{\langle v \rangle^2 \lambda^2}{N \langle d \rangle^2 \langle v^4 \rangle} \quad (25)$$

and

$$\alpha = \frac{-g''(0)}{8g(0)}, \quad (26)$$

where $\langle d \rangle$ denotes the mean degree of a graph. The square of the order parameter is

$$r^2 = \left(\frac{\pi^2 g(0)^2 \eta}{4\alpha} \right) \left(\frac{k}{k_c} - 1 \right) \left(\frac{k}{k_c} \right)^{-3}. \quad (27)$$

Restrepo et al. [5] made several assumptions (see Appendix C) to ensure that Eqs. (24) and (27) are valid. They noted that graphs with an approximately-homogeneous degree distribution (specifically, graphs for which the mean degree $\langle d \rangle \approx \lambda$) guarantee that Eq. (27) holds and illustrated numerically that Eq. (27) is valid for $k/k_c \lesssim 1.3$. Accordingly, we work in this setting.

A. Estimating the order parameter r with edge additions

Because of the presence of λ and v in Eqs. (24) and (25), we can study how r changes as we add edges to a graph, provided the degree distribution remains approximately homogeneous. Given our estimates of $\Delta \lambda$ in Eq. (17) and Δv in (19), after adding edge e_{ij} to a graph G , we obtain perturbed versions of Eqs. (24) and (25). They are

$$\hat{k}_c = \frac{2}{\pi(\lambda + \Delta \lambda)g(0)} \quad (28)$$

and

$$\hat{\eta} = \frac{\langle \dot{v} \rangle^2 (\lambda + \Delta\lambda)^2}{N(\langle d \rangle + \Delta\langle d \rangle)^2 \langle \dot{v}^4 \rangle}, \quad (29)$$

where $\dot{v} = v + \Delta v$.

Using Eqs. (28) and (29), the square of the order parameter after edge addition is

$$\hat{r}^2 = \left(\frac{\pi^2 g(0)^2 \hat{\eta}}{4\alpha} \right) \left(\frac{k}{\hat{k}_c} - 1 \right) \left(\frac{k}{\hat{k}_c} \right)^{-3}. \quad (30)$$

Therefore, for fixed k , we see that $\hat{r}^2 < r^2$ for edge removals and $\hat{r}^2 > r^2$ for edge additions.

We now illustrate Eq. (30) with a particular scenario. Consider a graph with $N \gg 1$ nodes such that the degree d_i of each node i satisfies $N \geq d_i \gg 1$ and the mean degree satisfies $\langle d \rangle \approx \lambda$. When we add an edge, the leading eigenvalue λ , the entries of v , and $\langle d \rangle$ all increase by small amounts. Therefore, $\hat{\eta} \approx \eta$ and $\hat{k}_c < k_c$, so $\hat{r}^2 > r^2$ for edge additions.

Let $\beta = \pi^2 g(0)^2 \hat{\eta} / (4\alpha)$. Because $\hat{\eta} \approx \eta$ for a graph with an approximately-homogeneous degree distribution, we have $\beta = \pi^2 g(0)^2 \eta / (4\alpha)$. We treat β as a constant. Equation (30) then becomes

$$\begin{aligned} \hat{r}^2 &= \beta \left(\frac{k}{\hat{k}_c} - 1 \right) \left(\frac{k}{\hat{k}_c} \right)^{-3} \\ &= \beta \left(\frac{k\pi(\lambda + \Delta\lambda)g(0)}{2} - 1 \right) \left(\frac{k\pi(\lambda + \Delta\lambda)g(0)}{2} \right)^{-3}. \end{aligned} \quad (31)$$

Let $\gamma = \pi g(0)/2$, which we also treat as a constant. This yields

$$\hat{r}^2 = \beta (k\gamma(\lambda + \Delta\lambda) - 1) (k\gamma(\lambda + \Delta\lambda))^{-3}. \quad (32)$$

We then use the unnormalized FoEDI ι_{ij}^\dagger as a first-order estimate of $\Delta\lambda$ for each edge $i \leftrightarrow j$ to obtain

$$\check{r}^2 = \beta (k\gamma(\lambda + \iota_{ij}^\dagger) - 1) (\gamma(k\lambda + \iota_{ij}^\dagger))^{-3}. \quad (33)$$

Equation (32) expresses the approximate squared order parameter \check{r}^2 after an edge perturbation in terms of the coupling value k and the unnormalized FoEDI ι_{ij}^\dagger . As we discussed in Sec. IIA, the way that one adds edges to a graph can cause a degree distribution to no longer be approximately homogeneous. That is, edge additions can cause the standard deviation of the degree distribution to become too large. We do not rigorously obtain an upper bound on the number of edges that one can add to preserve approximate degree-distribution homogeneity, although one can obtain an approximate bound numerically on a case-by-case basis. We expect that the allowed standard deviation of the degree distribution to retain the condition increases with the graph size (i.e., number of nodes) N .

We give an example that demonstrates how to use Eq. (33). As in [5], we suppose that the distribution

of the natural frequencies is $g(\omega) = (3/4)(1 - \omega^2)$ for $-1 < \omega < 1$ and $g(\omega) = 0$ otherwise. We consider a graph with $N = 1000$ nodes and use a configuration model (which is a type of random-graph model) that prohibits self-edges and multi-edges [28] to generate a simple graph. We choose the node degrees uniformly at random from the set $\{75, 76, \dots, 124, 125\}$. For each edge e_{ij} of the complement graph G^C , we compute Eq. (17) and insert it into (33). We consider coupling values of $k = k_c$, $k = 1.1k_c$, $k = 1.2k_c$, and $k = 1.3k_c$; equation (27) is valid for these values.

In Fig. 6, we plot $\ln(\Delta r) = \ln(\check{r} - r)$ for the different coupling values k for a single instantiation of our configuration-model graph. For this graph, we have $\lambda \approx \langle d \rangle$, so its degree distribution is approximately homogeneous. We observe that Δr is smaller for larger multiples of k_c . This is as expected, because the order parameter r for the critical coupling value $k = k_c$ (i.e., when the oscillators begin to synchronize) increases more than when $k > k_c$. For progressively larger values of k , an individual edge addition has a progressively smaller impact on the order parameter. For $k = 1.3k_c$ in our example, adding edges uniformly at random is comparably effective as adding edges that maximize FoEDI.

V. CONCLUSIONS AND DISCUSSION

We studied a previously derived measure of node and edge importance called dynamical importance, which is a first-order approximation of how much the leading eigenvalue λ of a graph's adjacency matrix A changes when one removes an edge from it or adds an edge to it [29]. We

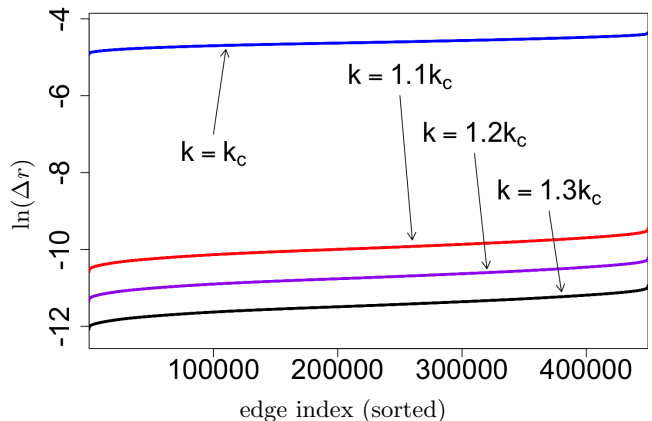


FIG. 6. The natural logarithm of the order-parameter change Δr for each edge e_{ij} of the complement graph G^C in order of increasing values of Δr . The horizontal axis is the edge index after we sort the edges. We describe the graph structure and model parameters in the main text. The blue curve gives Δr for $k = k_c$, the red curve gives Δr for $k = 1.1k_c$, the purple curve gives Δr for $k = 1.2k_c$, and the black curve gives Δr for $k = 1.3k_c$.

examined first-order edge dynamical importance (FoEDI) for undirected, unweighted graphs. We investigated several computational aspects of FoEDI and related it to diffusive Kuramoto dynamics on graphs. We compared FoEDI to the true change in λ , derived a first-order approximation of the change in the leading eigenvector v after a graph perturbation, and expressed the Kuramoto order parameter in terms of FoEDI.

We compared FoEDI to the true change $\Delta\lambda$ in λ for Erdős–Rényi (ER) graphs, Barabási–Albert (BA) graphs, Watts–Strogatz (WS) graphs, and stochastic-block-model (SBM) graphs. In our computations, we observed larger relative errors for our WS graph than for the other graphs. We also constructed an edge-addition scheme using FoEDI and observed that large-degree nodes tend to accrue edges earlier than other nodes.

We derived a first-order estimate δv of the true change Δv of an adjacency matrix’s leading eigenvector v after a graph perturbation. Our estimate is computationally infeasible for large graphs, as it involves computing the generalized inverse of a matrix. Nevertheless, its small relative error for some graphs, such as those generated by the ER and BA random-graph models, demonstrates its potential usefulness. We also discussed a previously derived upper bound on the angle between v and $v + \Delta v$ for any graph perturbation. We observed that this bound does not give useful information for graphs with small spectral gaps.

Interesting future directions to explore include the numerical stability of computing the generalized inverse of relevant adjacency matrices and how to exploit symmetries and other structures of adjacency matrices to yield better bounds on δv . Although removing an edge from A or adding an edge to it corresponds to changing two entries of A for an undirected graph (and to one entry for a directed graph), one cannot use methods like the Sherman–Morrison formula [30] to update the adjacency-matrix inverse because the leading eigenvalue λ also changes. To efficiently compute a generalized inverse X^G of a matrix X , it seems useful to explore iterative methods that are numerically stable if X is non-singular [31, 32].

Finally, we estimated the order parameter r (which measures the amount of synchronization) for the Kuramoto coupled-oscillator model on graphs after edge additions. We focused on an expression for r for graphs with approximately-homogeneous degree distributions (i.e., when λ approximately equals the mean degree). In this setting, we derived an expression for the change \tilde{r} in r in terms of FoEDI. Studying perturbations of r in this manner is efficient and practical because one only needs to compute the eigendecomposition of A for graphs with approximately-homogeneous degree distributions. Although computing FoEDI grants flexibility in estimating the change in the order parameter for any edge, adding too many edges can break approximate degree-distribution homogeneity. Our exploration sug-

gests that it may be useful to study the relationship between network perturbations and global synchronization [33–35].

It is common to study the relationship between network perturbations and dynamical processes on networks in the context of controllability of dynamics on graphs (and more complicated types of networks) [36]. We expect that edge-perturbation and node-perturbation schemes that are based on dynamical importance are particularly relevant in situations (e.g., in diffusive dynamics) in which spectral information plays a role in determining the behavior of a dynamical process. An important avenue of research involves exploring how dynamics are affected by directed edges and weighted edges (e.g., see [37]). For example, one can examine how the perturbations of edge weights (i.e., increasing or decreasing edge weights, without removing or adding any edges) impact the dynamics of a system. These perturbations are different than our paper’s perturbations, which are sometimes called “modifications” [22, 23] or “network surgery” [38] because of their finite size for finite-size networks, as they can be infinitesimal in size.

ACKNOWLEDGMENTS

We thank James Gleeson, Desmond Higham, Jim Nagy, and Piet Van Mieghem for fruitful discussions.

Appendix A: Recovering the Rayleigh quotient with FoEDI

In this appendix, we relate FoEDI to the Rayleigh quotient. Consider an undirected and unweighted graph with adjacency matrix A . Expanding Eq. (1) yields

$$l_{ij} = \frac{u_i A_{ij} v_j + u_j A_{ji} v_i}{\lambda u^T v}. \quad (\text{A1})$$

The leading eigenvalue λ is a normalization factor in Eq. (A1), so we ignore it and look at the unnormalized FoEDI

$$l_{ij}^\dagger = \frac{u_i A_{ij} v_j + u_j A_{ji} v_i}{u^T v}. \quad (\text{A2})$$

We begin with the sum of l_{ij}^\dagger over all edges. This sum is

$$\sum_{i=1}^N \sum_{j=1}^N l_{ij}^\dagger = \sum_{i=1}^N \sum_{j=1}^N \frac{A_{ij} u_i v_j + A_{ji} u_j v_i}{u^T v}. \quad (\text{A3})$$

It follows that

$$\sum_{i=1}^N \sum_{j=1}^N l_{ij}^\dagger = \frac{u^T A v}{u^T v}. \quad (\text{A4})$$

The right-hand side of (A4) is the Rayleigh quotient. Because A is symmetric, $u^T = v$, so we obtain

$$\sum_{i=1}^N \sum_{j=1}^N \iota_{ij}^\dagger = \lambda. \quad (\text{A5})$$

Appendix B: Calculation of the leading eigenvalue λ as we add edges

In Fig. B.1, we show how λ changes as we add edges e_{ij} that maximize ι_{ij} to a graph G . The nonlinear increase in λ is consistent with how σ_d changes in Fig. 3. That is, we expect the slope of the curve of λ to be large when the slope of the curve of σ_d is large. Our numerical computations confirm this expectation.

Appendix C: The assumptions on the coupling constant k_c and the order parameter r

We now outline the assumptions that were made in [5] to obtain Eqs. (24) and (27).

The assumptions to obtain Eq. (24) are as follows:

- (i) the graph G is unweighted and undirected;
- (ii) the distribution $g(\omega)$ is symmetric about a local maximum (which, without loss of generality, we take to be at $\omega = 0$);
- (iii) the degree d_i of each node $i \in \{1, \dots, N\}$ satisfies $d_i \gg 1$; and
- (iv) the existence of solutions r_i (i.e., the positive real-valued order parameter of oscillator i) and ψ_i (i.e., the phase of oscillator i) are statistically independent of ω_i .

The assumptions to obtain Eq. (27) are as follows:

- (i) $k \approx k_c$; and
- (ii) $\langle d^4 \rangle$ is finite.

-
- [1] M. A. Porter and J. P. Gleeson, *Dynamical Systems on Networks: A Tutorial*, Frontiers in Applied Dynamical Systems: Reviews and Tutorials, Vol. 4 (Springer International Publishing, Cham, Switzerland, 2016).
 - [2] M. E. J. Newman, *Networks*, 2nd ed. (Oxford University Press, Oxford, UK, 2018).
 - [3] P. Van Mieghem, *Graph Spectra for Complex Networks*, 2nd ed. (Cambridge University Press, Cambridge, UK, 2023).
 - [4] N. Masuda, M. A. Porter, and R. Lambiotte, Random walks and diffusion on networks, *Physics Reports* **716**, 1 (2017).
 - [5] J. G. Restrepo, E. Ott, and B. R. Hunt, Onset of synchronization in large networks of coupled oscillators, *Physical Review E* **71**, 036151 (2005).
 - [6] J. G. Restrepo, E. Ott, and B. R. Hunt, Emergence of synchronization in complex networks of interacting dynamical systems, *Physica D: Nonlinear Phenomena* **224**, 114 (2006).
 - [7] Y. Wang, D. Chakrabarti, C. Wang, and C. Faloutsos, Epidemic spreading in real networks: An eigenvalue viewpoint, in *Proceedings of the 22nd International Symposium on Reliable Distributed Systems* (2003) pp. 25–34.
 - [8] B. Bollobás, C. Borgs, J. Chayes, and O. Riordan, Percolation on dense graph sequences, *The Annals of Probability* **38**, 150 (2010).
 - [9] Y. Gao, S. Chen, J. Zhou, H. Stanley, and J. Gao, Percolation of edge-coupled interdependent networks, *Physica A: Statistical Mechanics and its Applications* **580**, 126136 (2021).
 - [10] F. Ying, A. O. G. Wallis, M. A. Porter, S. D. Howison, and M. Beguerisse-Diaz, Minimizing congestion in single-source, single-sink queueing networks, *SIAM Journal on Applied Mathematics* **83**, 1832 (2023).
 - [11] P. Bonacich, Factoring and weighting approaches to clique identification, *Journal of Mathematical Sociology* **2**, 113 (1972).
 - [12] S. Brin and L. Page, The anatomy of a large-scale hypertextual Web search engine, *Computer Networks and ISDN Systems* **30**, 107 (1998).
 - [13] J. M. Kleinberg, Authoritative sources in a hyperlinked environment, *Journal of the ACM* **46**, 604 (1999).
 - [14] D. Taylor, S. A. Myers, A. Clauset, M. A. Porter, and P. J. Mucha, Eigenvector-based centrality measures for temporal networks, *Multiscale Modeling & Simulation: A SIAM Interdisciplinary Journal* **15**, 537 (2017).
 - [15] M. Wu, S. He, Y. Zhang, J. Chen, Y. Sun, Y. Liu, J. Zhang, and H. Poor, A tensor-based framework for studying eigenvector multicentrality in multilayer networks, *Proceedings of the National Academy of Sciences of the United States of America* **116**, 15407 (2019).
 - [16] D. Taylor, M. A. Porter, and P. J. Mucha, Tunable eigenvector-based centralities for multiplex and temporal networks, *Multiscale Modeling & Simulation: A SIAM Interdisciplinary Journal* **19**, 113 (2021).
 - [17] Some authors pointedly refer to such as perturbations as “modifications” because these changes are of finite size, rather than asymptotically small, for graphs of finite size [2, 23].
 - [18] F. A. Rodrigues, T. K. D. Peron, P. Ji, and J. Kurths, The Kuramoto model in complex networks, *Physics Reports* **610**, 1 (2016).
 - [19] J. G. Restrepo, E. Ott, and B. R. Hunt, Characterizing the dynamical importance of network nodes and links,

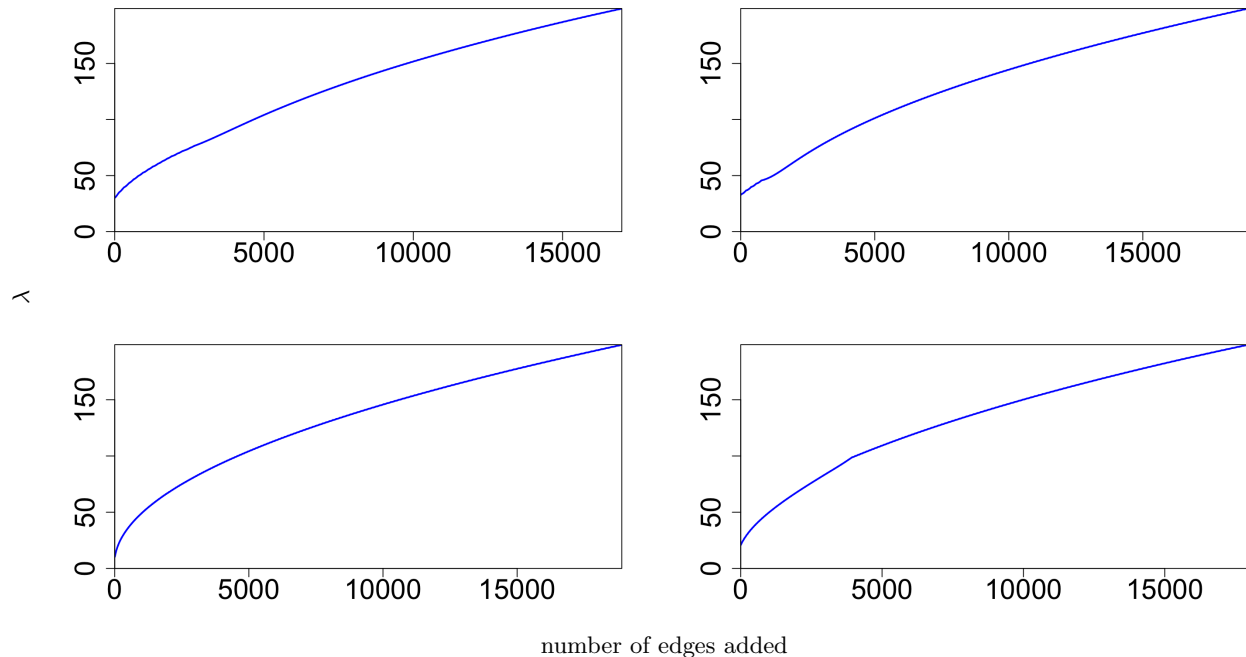


FIG. B.1. The leading eigenvalue λ (vertical axis) as we add edges e_{ij} , one by one, that maximize the FoEDI ι_{ij} . The horizontal axis is the number of edges that we add from the complement graph G^C . We show results for (top left) an ER graph, (top right) a BA graph, (bottom left) a WS graph, and (bottom right) an SBM graph. The random-graph realization in each panel is the same as the graph in the corresponding panel of Fig. 1.

- Physical Review Letters **97**, 094102 (2006).
- [20] C. D. Meyer and I. Stewart, *Matrix Analysis and Applied Linear Algebra*, 2nd ed. (Society for Industrial and Applied Mathematics, Philadelphia, PA, USA, 2023).
- [21] R. A. Horn and C. R. Johnson, *Matrix Analysis*, 2nd ed. (Cambridge University Press, Cambridge, UK, 2012).
- [22] X. Liu., G. Strang, and S. Ott, Localized eigenvectors from widely spaced matrix modifications, *SIAM Journal on Discrete Mathematics* **16**, 479 (2003).
- [23] M. Paton, K. Akartunali, and D. J. Higham, Centrality analysis for modified lattices, *SIAM Journal on Matrix Analysis and Applications* **38**, 1055 (2017).
- [24] A. Milanese, J. Sun, and T. Nishikawa, Approximating spectral impact of structural perturbations in large networks, *Physical Review E* **81**, 046112 (2010).
- [25] N. Hultgren, *Centrality and Network Analysis: A Perturbative Approach to Dynamical Importance*, Honors thesis, Duke University (2011), available at <https://dukespace.lib.duke.edu/dspace/handle/10161/3771>.
- [26] R. Penrose, A generalized inverse for matrices, *Mathematical Proceedings of the Cambridge Philosophical Society* **51**, 406 (1955).
- [27] For an $N \times N$ matrix, computing the Moore–Penrose generalized inverse using the singular-value decomposition (SVD) has complexity $O(N^3)$. However, there exist algorithmic improvements (e.g., that exploit certain matrix structures) that reduce the cost of computing Moore–Penrose inverses. For example, the algorithm in [?] that is based on the full-rank Cholesky factorization has a lower-bound complexity of $O(\log N)$ for symmetric, positive-definite matrices.
- [28] B. K. Fosdick, D. B. Larremore, J. Nishimura, and J. Ugander, Configuring random graph models with fixed degree sequences, *SIAM Review* **60**, 315 (2018).
- [29] One can also define a notion of dynamical importance that is based on node perturbations [19].
- [30] J. Sherman and W. J. Morrison, Adjustment of an inverse matrix corresponding to a change in one element of a given matrix, *Annals of Mathematical Statistics* **21**, 124 (1950).
- [31] V. Y. Pan, F. Soleymani, and L. Zhao, An efficient computation of generalized inverse of a matrix, *Applied Mathematics and Computation* **316**, 89 (2018).
- [32] H. Hotelling, Some new methods in matrix calculation, *Annals of Mathematical Statistics* **14**, 1 (1943).
- [33] A. Townsend, M. Stillman, and S. H. Strogatz, Dense networks that do not synchronize and sparse ones that do, *Chaos: An Interdisciplinary Journal of Nonlinear Science* **30**, 083142 (2020).
- [34] M. Kassabov, S. H. Strogatz, and A. Townsend, Sufficiently dense Kuramoto networks are globally synchronizing, *Chaos: An Interdisciplinary Journal of Nonlinear Science* **31**, 073135 (2021).
- [35] M. Kassabov, S. H. Strogatz, and A. Townsend, A global synchronization theorem for oscillators on a random graph, *Chaos: An Interdisciplinary Journal of Nonlinear Science* **32**, 093119 (2022).
- [36] L. Xiang, F. Chen, W. Ren, and G. Chen, Advances in network controllability, *IEEE Circuits and Systems Magazine* **19**, 8 (2019).

- [37] R. Delabays, P. Jacquod, and F. Dörfler, The Kuramoto model on oriented and signed graphs, *SIAM Journal on Applied Dynamical Systems* **18**, 458 (2019).
- [38] B. Allen, G. Lippner, Y.-T. Chen, B. Fotouhi, N. Mo-
meni, S.-T. Yau, and M. A. Nowak, Evolutionary dynamics on any population structure, *Nature* **544**, 227 (2017).