

Dynamic Information Dissemination Model Incorporating Non-Adjacent Node Interaction

Xinyu Li*, Jinyang Huang*[§], Xiang Zhang[†][§], Peng Zhao*, Meng Wang*,
Guohang Zhuang*, Huan Yan[‡], Xiao Sun*, and Meng Wang*

*School of Computer and Information, Hefei University of Technology, Hefei, China.

[†]CAS Key Laboratory of Electromagnetic Space Information, University of Science and Technology of China, Hefei, China.

[‡] School of Big Data and Computer Science, Guizhou Normal University, Guiyang, China.

[§]Corresponding Authors: Jinyang Huang, Xiang Zhang Email: hjy@hfut.edu.cn, zhangxiang@ieee.org

Abstract—Describing the dynamics of information dissemination within social networks poses a formidable challenge. Despite multiple endeavors aimed at addressing this issue, only a limited number of studies have effectively replicated and forecasted the evolving course of information dissemination. In this paper, we propose a novel model, *DM-NAI*, which not only considers the information transfer between adjacent users but also takes into account the information transfer between non-adjacent users to comprehensively depict the information dissemination process. Extensive experiments are conducted on six datasets to predict the information dissemination range and the dissemination trend of the social network. The experimental results demonstrate an average prediction accuracy range of 94.62% to 96.71%, respectively, significantly outperforming state-of-the-art solutions. This finding illustrates that considering information transmission between non-adjacent users helps *DM-NAI* achieve more accurate information dissemination predictions.

Index Terms—Social network, Information dissemination, Cascade Model, Non-Adjacent Users, Influence Calculation

I. INTRODUCTION

The continuous development of online social networks expands the way people share information and inevitably promotes the spread of false information, causing certain damage to social order and even affecting national stability. Therefore, precisely describing the trends in information dissemination on social network platforms has become an ongoing research focus, crucial for timely event comprehension and the effective management of diverse social effects [1, 2].

Existing social network information dissemination model research is mainly based on two classic models: the *Independent Cascade (IC) Model* [3] and the *Linear Threshold (LT) Model* [4]. For example, based on the *IC* model, researchers have carried out a large number of studies considering the influence of time [5–7], user emotions [8–10], topics [11–14], and individual preferences [14–18].

However, previous studies have solely focused on information transfer between adjacent users. The dissemination of information among non-adjacent users in social networks also significantly impacts the overall information dissemination. In this paper, we propose a novel information dissemination model, called *DM-NAI*, which incorporates dynamic

changes in user attitudes and considers the influence of non-adjacent users. By continuously updating users' attitude distribution and incorporating the information dissemination mechanism among non-adjacent users, *DM-NAI* facilitates a more comprehensive prediction of the information dissemination process.

II. RELATED WORK

Understanding the dissemination mechanisms behind vast amounts of information is crucial in various research fields, including viral marketing, social recommendations, community detection, and social behavior prediction. Researchers from diverse fields, such as epidemiology, computer science, and sociology, have conducted extensive studies and proposed various models of information dissemination to accurately describe and simulate this intricate process.

Kempe et al. originally introduced two fundamental models of information dissemination: the Independent Cascade Model (IC) [3] and the Linear Threshold Model (LT) [4]. Considering the influence of time, [5] introduced the T-IC model, effectively capturing the temporal aspects of the network. A new model called the cycle-aware intelligent method was proposed by [6]. [7] introduced the GT dissemination model by considering the influence of time on user behavior. Accounting for the influence of user emotions, [8] proposed the E-SFI model. [9] proposed a novel model based on user sentiment. A et al. proposed CECM [10]. Taking into account the influence of topics, [11] proposed a novel topic-aware influence-driven dissemination model. [12] introduced a topic-aware community-based independent cascade model. [13] presented a topic-aware social influence dissemination model. [14] proposed NSTI-IC model. Accounting for the influence of spatial factors, [12] introduced a community-based independent cascade model. Taking into account the influence of individual preference factors, [14] proposed the NSTI-IC model. [16] developed a topic-enhanced sentiment dissemination model.

III. PROBLEM FORMULATION

As illustrated in Fig. 1, the social network is modeled as a directed graph denoted as $G = (V, E, T)$. Each node $v_i \in V$

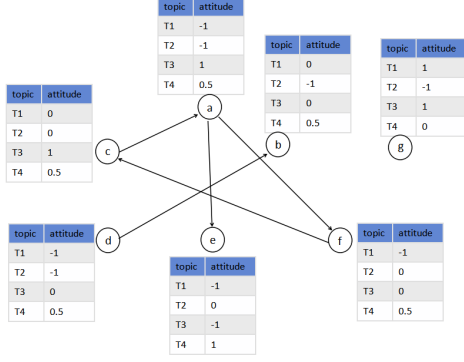


Fig. 1. User Network.

corresponds to a topic set $T_i = \{t_{i_1}, t_{i_2}, t_{i_3}, \dots, t_{i_z}\}$, which reflects user i 's attitude towards information on all topics, where $t_{i_k} \in \{-1, 0, 0.5, 1\}$, t_{i_k} is used to represent user i 's attitude towards topic k . The values $-1, 0, 0.5$, and 1 correspond to the user's stances, representing four states: unknown, positive, neutral, and negative. Tab. I provides an overview of frequently utilized symbols along with their corresponding interpretations.

Definition 1 (Activation action). *Activation action can be represented by user u being influenced by a sequence of information related to topic i at time t . Consequently, there is a probability of the user's attitude towards topic i changing.*

Definition 2 (Attitude distribution similarity). *The attitude distribution similarity between users can be described as $sim(u, v)$. Assuming that the attitude distributions of users u and v are $T_u = \{t_{u_1}, t_{u_2}, t_{u_3}, \dots, t_{u_z}\}$ and $T_v = \{t_{v_1}, t_{v_2}, t_{v_3}, \dots, t_{v_z}\}$, this value can be obtained by analyzing the similarity of the distributions of T_u and T_v .*

Definition 3 (Information dissemination). *We define the conditions for information dissemination in social networks as follows: (1) $(u, v) \in E$; (2) $(u, v) \notin E$, but $sim(u, v) > \tau$. Here, τ represents the threshold for controlling information dissemination. When either condition (1) or condition (2) is satisfied, there is a certain probability of information dissemination occurring between users u and v .*

Definition 4 (Social influence). *For user u and user v in a social network, we define $P_i(u, v)$ to represent the influence of user u on user v 's attitude regarding topic i .*

Definition 5 (User attitude's perseverance). *For user v , we define A_v^i to represent the perseverance of user v 's attitude towards topic i , which is the probability of change in user v 's attitude towards topic i .*

IV. THE PROPOSED MODEL

A. Attitude Distribution Similarity

In the social network model of this paper, the user is depicted as the distribution of attitudes towards various

topics. The similarity [22] of attitude distribution among users affects the probability of information dissemination. Given two nodes u and v , the topic similarity $sim(u, v)$ between nodes u and v is measured as follows:

$$sim(u, v) = 1 / \left(\left(\sqrt{z} + \sqrt{\sum_{i=1}^z (t_u^i - t_v^i)^2} \right) / \sqrt{z} \right) \quad (1)$$

where a higher value of $sim(u, v)$ indicates greater similarity in the attitude distribution between nodes u and v , leading to a higher probability of information dissemination between them.

B. Influence Evaluation between Users

In a social network, there exists a corresponding influence between users when they transmit information [23]. Users can leverage this influence to assess whether and how their attitudes will change. We define r_{uv}^i as the dissemination rate between users u and v regarding topic i . A larger value denotes a higher rate of information dissemination.

Assuming that user u transmits information about topic i to user v within time τ_i , the probability that the information cannot be transferred from u to v can be obtained by multiplying the probability of non-transfer in each small time interval Δt , that is

$$P_i(u, v) = (1 - W_i(u, v)) * sim(u, v) * f(t_v^i, t_u^i) \quad (2)$$

$$W_i(u, v) = 1 - \lim_{\Delta t \rightarrow 0} (1 - r_{uv}^i \Delta t)^{\tau_i / \Delta t} = 1 - e^{-r_{uv}^i \tau_i} \quad (3)$$

$$f(t_v^i, t_u^i) = \begin{cases} 1, & t_v^i = -1, 0.5 \text{ or } t_v^i = t_u^i \\ \lambda, & |t_v^i - t_u^i| \leq 0.5 \\ \mu, & \text{else} \end{cases} \quad (4)$$

where λ and μ are control parameters used to regulate the influence weight between user u and user v regarding topic i . Regardless of the existence of a connection relationship between two users and the similarity of the attitude distribution between the two users, there is a certain probability of mutual influence.

C. Attitude Change Probability

Considering the different attitudes of users on topics and the intricacies of the information received, the probability of changes in users' attitudes may vary. We define A_v^i as the attitude perseverance of user v towards topic i , which serves as a metric to gauge the likelihood of the user's attitude change. A_v^i is calculated as follows:

$$A_v^i = A_v^i - \sum_{u=1}^k \left(|t_u^i - t_v^i| * P_i(u, v) - (\overline{t_u^i \oplus t_v^i}) * P_i(u, v) \right) / k \quad (5)$$

TABLE I
IMPORTANT MATHEMATICAL SYMBOLS.

Notation	Description
$G = (\mathbf{V}, \mathbf{E}, \mathbf{T})$	Represents a social network, where \mathbf{V} is a set of nodes with a size of n , \mathbf{E} is a set of edges with a size of m [19], and \mathbf{T} is a set of topics with a size of z .
P_e	Probability of information dissemination on edge e [20].
$n = \mathbf{V} $	The number of nodes in G .
$m = \mathbf{E} $	The number of edges in G [21].
$\mathbf{T}_i = \langle t_{i_1}, t_{i_2}, \dots, t_{i_z} \rangle$	Attitude held by user i towards information on all topics.
$z = \mathbf{T} $	The number of topics in G .
$\delta, \lambda, \mu, \epsilon$	Control parameter.

when user v encounters information that conflicts with his attitude, A_v^i is reduced, indicating an increased possibility of attitude change towards topic i . Conversely, when user v receives information that aligns with his existing attitude on topic i , A_v^i increases, indicating a decreased possibility of attitude change for user v towards topic i .

D. Attitude Change Mechanism

In social networks, changes in a user's attitude towards a particular topic are determined by the user's attitude and the information that the user has received. The mechanism for user v 's attitude change at the next moment is as follows:

$$t_v^i = \begin{cases} t_u^i, & P_i(u, v) \geq A_v^i \\ 0.5, & \text{else} \end{cases} \quad (6)$$

that is if user v has not been exposed to relevant information about the topic i before time t , the change in user v 's attitude at the next moment is determined by the similarity of attitude distributions between users and the perseverance of user v 's attitude towards topic i . The higher the similarity between the attitude distributions, the greater the likelihood that user v will be influenced by the other user's attitude.

When user v has been exposed to relevant information about the topic before time t , the mechanism for the user's attitude change at the next moment is as follows:

$$t_v^i = (\overline{t_u^i \oplus t_v^i}) * t_v^i + (t_u^i \oplus t_v^i) * (t_v^i \pm \epsilon * 0.5) \quad (7)$$

where ϵ is a constant parameter. When $P_i(u, v) > A_v^i$, ϵ is 1. When $P_i(u, v) < A_v^i$, ϵ is 0. The symbol \pm is used to control the direction of the stance change of node v . When the initial t_v^i is 0, indicating that node v initially holds an opposing stance on topic t_i , we assign a positive sign (+). Conversely, we assign a negative sign (-).

V. ALGORITHM

A. Information dissemination Process

Our model assumes that user v can access information not only from its neighboring nodes but also from non-neighboring nodes. Additionally, the model assumes that the information posted by user v at any time t_1 may be received by user u at a later time t_2 (where $t_2 > t_1$). The specific dissemination process is illustrated in Algorithm 1.

$\mathbf{V} \setminus \mathbf{V}_{adj}$ denotes the difference set between the set \mathbf{V} and the set \mathbf{V}_{adj} . In the algorithm 1, the adjacency node \mathbf{V}_{adj}

Algorithm 1 DM-NAI

Input: $G = (\mathbf{V}, \mathbf{E}, \mathbf{T})$, initial set of topics $\mathbf{T}_k = \{\mathbf{T}_1, \mathbf{T}_2, \dots, \mathbf{T}_z\}$, initial topic number j , number of dissemination K .

Output: The updated network $G=(\mathbf{V}, \mathbf{E}, \mathbf{T})$.

```

1: function DM-NAI( $G, \mathbf{T}_k, j, K$ )
2:    $\mathbf{T}_{j-0}^{now} = \mathbf{T}_{j-0}, \mathbf{T}_{j-0.5}^{now} = \mathbf{T}_{j-0.5}, \mathbf{T}_{j-1}^{now} = \mathbf{T}_{j-1}$ 
3:    $\mathbf{V}_j^{new} = \mathbf{T}_{j-0}^{now} \cup \mathbf{T}_{j-0.5}^{now} \cup \mathbf{T}_{j-1}^{now}$ 
4:    $\mathbf{V}_{adj} = \emptyset, \mathbf{S} = \emptyset$ 
5:   for  $k = 1$  to  $K$  do
6:     for  $v$  in  $\mathbf{V}_j^{new}$  do
7:        $\mathbf{S} = \{u | (u, v) \in \mathbf{E}\}$ 
8:       for  $q \in \mathbf{S}$  do
9:         if  $q \notin \mathbf{V}_{adj}$  then
10:            $\mathbf{T}_{cur} = \mathbf{T}_q^j$ 
11:            $A_q^j = Eq.(4)$ 
12:            $\mathbf{T}_q^j = ATT(G, q, v, j, A_q^j)$ 
13:            $\mathbf{V}_{adj} \leftarrow q$ 
14:         end if
15:         if  $\mathbf{T}_{cur} = -1$  and  $\mathbf{T}_q^j \neq -1$  then
16:            $\mathbf{T}_{j-T_q^j} \leftarrow q$ 
17:            $\mathbf{V}_j^{new} \leftarrow q$ 
18:         end if
19:       end for
20:     end for
21:      $\mathbf{V}_{\sim adj} \leftarrow \mathbf{V} \setminus \mathbf{V}_{adj}$ 
22:      $NADJ(G, j, \mathbf{V}_{\sim adj}, \mathbf{V}_j^{new})$ 
23:   end for
24:   return  $G$ 
25: end function

```

and the non-adjacency node $\mathbf{V}_{\sim adj}$ are comprehensively considered.

B. Node State Change Process

During the information dissemination process, the stance of a node towards the current topic may continuously change. We consider the node's current stance and the influence of all the different stance information it has received up until time t to determine the possible stance changes at the current time t . The specific calculation process is shown in Algorithm 2.

Algorithm 2 ATT

Input: $G = (V, E, T)$, node q, v , the topic number j, A_q^j .**Output:** T_q^j .

```

1: function ATT( $G, q, v, j, A_q^j$ )
2:    $T_{cur} = T_q^j$ 
3:   if  $T_q^j = 0.5$  or  $-1$  then
4:      $T_q^j = Eq.(5)$ 
5:   else
6:      $T_q^j = Eq.(6)$ 
7:   end if
8:   if  $T_{cur} \neq T_q^j$  then
9:      $T_{j-T_q^j} \leftarrow q$ 
10:     $T_{j-T_{cur}} \leftarrow q$ 
11:  end if
12:  return  $T_q^j$ 
13: end function

```

C. dissemination in Non-adjacent Nodes

Nodes also influence their non-neighboring nodes during the information dissemination process. Whether these nodes are in a known or unknown state for the current topic, there is a certain probability that they will be influenced by the information from the node. The specific dissemination process is shown in Algorithm 3.

Algorithm 3 NADJ

Input: $G = (V, E, T), V_{adj}, V_j^{new}$, the number of dissemination k , the topic number j , the parameters $r1, r2$.**Output:** The updated network $G = (V, E, T)$.

```

1: function NADJ( $G, V_{adj}, V_j^{new}, k, j, r1, r2$ )
2:   Generating collections  $V_{adj}^{new}, V_{adj}^{new}, V_{adj}^{new} = \{v | v \in V_j^{new}\}$ 
3:    $|V_{adj}^{new}| = r1 * |V_j^{new}|$ 
4:    $V_{adj}^{new} = \{U \cup V | u, v \in V_{adj}, u \in T_j, v \notin T_j\}$ 
5:    $|V_{adj}^{new}| = r2 * |V_{adj}|$ 
6:   for  $q \in V_{adj}^{new}$  do
7:      $T_{cur} = T_q^j$ 
8:     for  $v \in V_{adj}^{new}$  do
9:        $A_q^j = Eq.(4)$ 
10:       $ATT(G, q, v, j, A_q^j)$ 
11:      if  $T_{cur} = -1$  and  $T_q^j \neq -1$  then
12:         $V_j^{new} \leftarrow q$ 
13:         $T_j \leftarrow q$ 
14:      end if
15:    end for
16:  end for
17:  return  $G$ 
18: end function

```

where, $r \in [0.5, 1], a \in [0, 0.5], r + a = 1$. T_j represents the set of users for whom topic j is known, and V_{adj}^{new} contains a subset of non-neighboring users for node v .

TABLE II
THE DATASET.

Dataset	nodes	edges	topics	Number of seed nodes
Dataset I	1331	8737	1	20
Dataset II	1109	7723	1	23
Dataset III	1801	8493	1	27
Dataset IV	2351	14739	2	41
Dataset V	2817	13283	2	45
Dataset VI	4028	23151	3	69

TABLE III
AUC VALUES FOR IC, LT, EMIC, EIC, TIC AND DM-NAI.

Dataset	IC	TIC	EMIC	EIC	DM-NAI
Dataset I	61.54%	77.01%	78.63%	84.48%	95.90%
Dataset II	61.50%	76.92%	77.92%	84.64%	96.71%
Dataset III	59.10%	76.68%	77.01%	84.97%	95.82%
Dataset IV	65.35%	75.49%	78.15%	83.12%	95.01%
Dataset V	59.30%	75.97%	76.69%	82.89%	94.67%
Dataset VI	56.28%	74.82%	76.43%	82.77%	94.62%

TABLE IV
STANCE PREDICTION ACCURACY.

Dataset	Stance prediction accuracy
Dataset I	79.40%
Dataset II	76.92%
Dataset III	77.41%

VI. EXPERIMENT

A. Dataset

The datasets utilized in the experiments of this paper are sourced from actual microblog data. Each dataset features varying numbers of topics and microblog posts. Tab. II provides detailed information about the datasets.

B. Analysis of dissemination Results

Based on the six datasets, we conduct experiments to analyze the accuracy of the model. A comparison is made with the IC model, as well as existing models based on user sentiment or topic, namely TIC [11], EMIC [24], and EIC [18]. The experimental results are presented in Tab. III. The results demonstrate that the proposed model outperforms existing models in terms of accuracy. Furthermore, Fig. 2 illustrates the dynamic changes of the affected users when information is propagated through the DM-NAI, IC, TIC, EMIC, and EIC models, respectively, for each of the six datasets. The similarity between our model and the real information dissemination process is further highlighted by comparing it with the real dissemination process in social networks.

C. Stance Change Analysis

In this paper, experimental data sets I, II, and III, are used to analyze change of users' stance, and the experimental results are shown in Tab. IV.

The results indicate that users with different stances undergo continuous changes during the information dissemination process. Additionally, influenced by network dynamics,

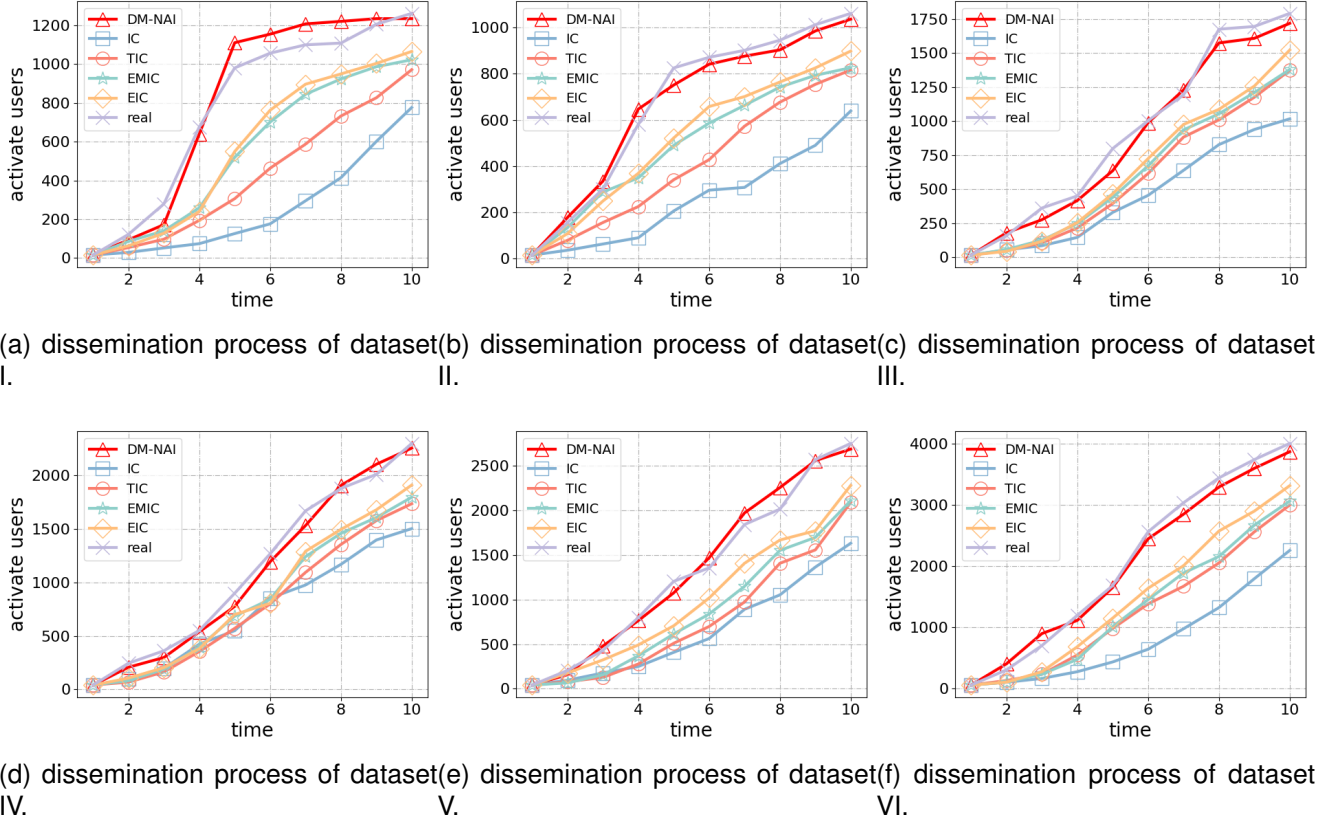


Fig. 2. The dissemination process from dataset I to dataset VI.

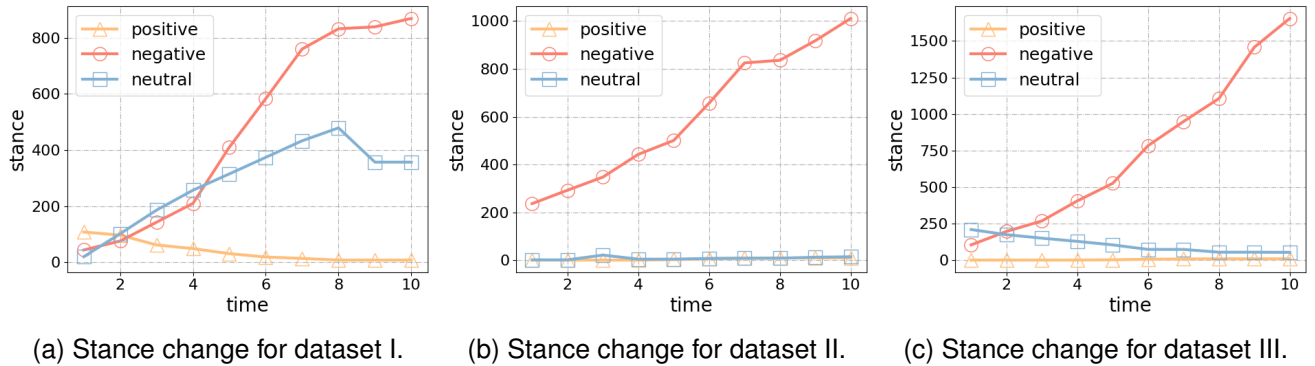


Fig. 3. The stance change process from dataset I to dataset III.

users tend to adopt a negative attitude towards public opinion topics. Moreover, as information spreads, users who initially held a supportive or neutral stance may also be influenced and shift towards a negative stance.

VII. CONCLUSION

In this paper, we propose a novel model, *DM-NAI*, which considers information transfer between non-adjacent users. By continuously calculating the similarity of changing attitude distribution and the probability that one node influences another non-adjacent node, *DM-NAI* effectively incorporates

the impact of user attitude changes and interactions with non-adjacent nodes on information dissemination. Extensive experiments are conducted on six different datasets to predict the information dissemination range and the dissemination trend of the social network. The experimental results demonstrate that the proposed algorithm outperforms traditional information dissemination models in simulating the information dissemination process in current social networks, providing valuable insights for early warning of adverse social events.

VIII. ACKNOWLEDGE

This work is supported by the National Natural Science Foundation of China (Grant No. 62302145), the key program of Anhui Province Key Laboratory of Affective Computing and Advanced Intelligent Machine (Grant No. PA2023GDSK0059), and Young teachers' scientific research innovation launches special A project (Grant No. JZ2023HGQA0100).

REFERENCES

- [1] N. Niknami and J. Wu, "A budgeted framework to model a multi-round competitive influence maximization problem," in *ICC 2022 - IEEE International Conference on Communications*, 2022, pp. 4120–4125.
- [2] A. Galdeman, M. Zignani, and S. Gaito, "User migration across web3 online social networks: Behaviors and influence of hubs," in *ICC 2023 - IEEE International Conference on Communications*, 2023, pp. 5595–5601.
- [3] D. Kempe, J. M. Kleinberg, and É. Tardos, "Influential nodes in a diffusion model for social networks." in *ICALP*, vol. 5. Springer, 2005, pp. 1127–1138.
- [4] D. Kempe, J. Kleinberg, and É. Tardos, "Maximizing the spread of influence through a social network," in *Proceedings of the ninth ACM SIGKDD international conference on Knowledge discovery and data mining*, 2003, pp. 137–146.
- [5] A. Haldar, S. Wang, G. V. Demirci, J. Oakley, and H. Ferhatosmanoglu, "Temporal cascade model for analyzing spread in evolving networks," *ACM Transactions on Spatial Algorithms and Systems*, 2023.
- [6] X. Zhou, W. Liang, Z. Luo, and Y. Pan, "Periodic-aware intelligent prediction model for information diffusion in social networks," *IEEE Transactions on Network Science and Engineering*, vol. 8, no. 2, pp. 894–904, 2021.
- [7] D. Li, Z. Xu, Y. Luo, S. Li, A. Gupta, K. Sycara, S. Luo, L. Hu, and H. Chen, "Modeling information diffusion over social networks for temporal dynamic prediction," in *Proceedings of the 22nd ACM international conference on Information & Knowledge Management*, 2013, pp. 1477–1480.
- [8] F. Yin, X. Zhang, M. Zhang, X. Xia, J. Lv, and J. Wu, "Influence of user emotion on information propagation with public sentiment in the chinese sina-microblog," in *2020 6th International Conference on Big Data and Information Analytics (BigDIA)*, 2020, pp. 236–242.
- [9] H. Huang, T. Wang, M. Hu, M. Dong, and L. Lai, "Node attitude aware information dissemination model based on evolutionary game in social networks," *Mobile Networks and Applications*, vol. 26, pp. 114–129, 2021.
- [10] C.-C. Hung, X. Gao, Z. Liu, Y. Chai, T. Liu, and C. Liu, "Cecm: A cognitive emotional contagion model in social networks," *Multimedia Tools and Applications*, pp. 1–23, 2023.
- [11] N. Barbieri, F. Bonchi, and G. Manco, "Topic-aware social influence propagation models," *Knowledge and information systems*, vol. 37, pp. 555–584, 2013.
- [12] X. Qin, C. Zhong, and Q. Yang, "An influence maximization algorithm based on community-topic features for dynamic social networks," *IEEE Transactions on Network Science and Engineering*, vol. 9, no. 2, pp. 608–621, 2021.
- [13] S. Tian, S. Mo, L. Wang, and Z. Peng, "Deep reinforcement learning-based approach to tackle topic-aware influence maximization," *Data Science and Engineering*, vol. 5, pp. 1–11, 2020.
- [14] C. Zhang, Y. Yin, and Y. Liu, "Nsti-ic: An independent cascade model based on neighbor structures and topic-aware interest," in *Web and Big Data: 4th International Joint Conference, APWeb-WAIM 2020, Tianjin, China, September 18-20, 2020, Proceedings, Part I 4*. Springer, 2020, pp. 170–178.
- [15] J. Huang, B. Liu, C. Miao, X. Zhang, J. Liu, L. Su, Z. Liu, and Y. Gu, "Phyfinatt: An undetectable attack framework against phy layer fingerprint-based wifi authentication," *IEEE Transactions on Mobile Computing*, pp. 1–18, 2023.
- [16] X. Wang, D. Jin, K. Musial, and J. Dang, "Topic enhanced sentiment spreading model in social networks considering user interest," in *Proceedings of the AAAI Conference on Artificial Intelligence*, vol. 34, no. 01, 2020, pp. 989–996.
- [17] J. Huang, "Research on anti-interference wifi-based human activity recognition method," Ph. D. dissertation, University of Science and Technology of China, 2022, doi:10.27517/d.cnki.gzkju.2022.000757.
- [18] J. Dai, J. Zhu, and G. Wang, "Opinion influence maximization problem in online social networks based on group polarization effect," *Information Sciences*, vol. 609, pp. 195–214, 2022.
- [19] X. Chen, C. Wu, T. Chen, Z. Liu, H. Zhang, M. Bennis, H. Liu, and Y. Ji, "Information freshness-aware task offloading in air-ground integrated edge computing systems," *IEEE Journal on Selected Areas in Communications*, vol. 40, no. 1, pp. 243–258, 2021.
- [20] C. Wu, Z. Liu, F. Liu, T. Yoshinaga, Y. Ji, and J. Li, "Collaborative learning of communication routes in edge-enabled multi-access vehicular environment," *IEEE Transactions on Cognitive Communications and Networking*, vol. 6, no. 4, pp. 1155–1165, 2020.
- [21] J. Liu, J. Yan, H. Xu, Z. Wang, J. Huang, and Y. Xu, "Finch: Enhancing federated learning with hierarchical neural architecture search," *IEEE Transactions on Mobile Computing*, pp. 1–15, 2023.
- [22] J. Huang, B. Liu, C. Chen, H. Jin, Z. Liu, C. Zhang, and N. Yu, "Towards anti-interference human activity recognition based on wifi subcarrier correlation selection," *IEEE Transactions on Vehicular Technology*, vol. 69, no. 6, pp. 6739–6754, 2020.

- [23] X. Zhang, Y. Gu, H. Yan, Y. Wang, M. Dong, K. Ota, F. Ren, and Y. Ji, "Wital: A cots wifi devices based vital signs monitoring system using nlos sensing model," *IEEE Transactions on Human-Machine Systems*, 2023.
- [24] Z. Wang, J. Zhao, and K. Xu, "Emotion-based independent cascade model for information propagation in online social media," in *2016 13th International Conference on Service Systems and Service Management (ICSSSM)*. IEEE, 2016, pp. 1–6.