

The trimer paradox: the effect of stiff constraints on equilibrium distributions in overdamped dynamics

Radost Waszkiewicz^{1,*} and Maciej Lisicki^{1,†}

¹*Institute of Theoretical Physics, Faculty of Physics,
University of Warsaw, L. Pasteura 5, 02-093 Warsaw, Poland*

(Dated: March 21, 2024)

We reconsider the classical problem of a freely joined chain of Brownian particles connected by elastic springs and study its conformational probability distribution function in the overdamped regime in the limit of infinite stiffness of constraints. We show that the well-known solution by Fixman is missing a shape-related term, later alluded to but not computed by Helfand. In our approach, the shape term, also termed zero-point energy, arises explicitly from a careful treatment of the distributional limit. We present a computationally feasible method of calculation of the shape term and demonstrate its validity in a couple of examples.

I. INTRODUCTION

Molecular Dynamics and Brownian Dynamics simulations are now standard tools for detailed modelling of a plethora of molecular and mesoscopic systems, where structural complexity poses a challenge to theoretical calculations. Upon the introduction of a suitable coarse-graining scheme to represent the composition of a given molecule, its conformational space is prescribed by specifying intramolecular interactions, such as chemical bonds or electrostatic forces, between the subunits. The nature of these interactions endows molecular models with flexibility, which then in turn affects their conformational variability, as well as their macroscopic and statistical properties, such as rheology, diffusivity, and thermodynamics, and also biological function.

A popular idealisation for a wide variety of systems is purely mechanical, where the molecule is represented by beads connected with springs, an idea which probably originated from Kramers [1], who built on concepts of Kuhn, and termed it the pearl-necklace model. Variations of this idea are now the cornerstone of polymer physics [2], but have also been used to describe other classical many-body systems. Physically, the introduction of intramolecular interactions leads to constrained dynamics with multiple time scales. Typically, the characteristic time scales associated with internal vibrations of molecular bonds are much shorter than those of translational and rotational motion or bond angle dynamics. The disparity of time scale of relaxation of hard (or stiff) degrees of freedom (such as bond lengths) in comparison to soft degrees of freedom (such as bond angles) is a source of stiffness in the problem and hinders fast numerical simulation of such systems [3].

In many applications, the dynamics of the hard degrees of freedom are of secondary importance, and one method of circumventing this difficulty is to treat them as fully constrained (i.e. rigid), thus eliminating the short

timescale, and enabling faster calculation. This is the basis of many algorithms, such as SHAKE [4] and its further extensions. During the development of such rigid models, a disconnect was discovered between the equilibrium bond angle distributions in the rigid simulations and the simulations with bonds modelled as very stiff springs.

The simplest example in which the complexity of the constrained dynamics can be appreciated is the case of a flexible trimer: a hypothetical molecule containing 3 subunits and 2 harmonic bonds, depicted in Fig. 2a. The angle between the two bonds is denoted by ψ . In the classical textbook [3], Frenkel and Smit present an apparently paradoxical result: the marginal distribution of the bond angle in the case of rigid bonds dp_{rigid} and the limiting distribution of spring-like bonds where the spring stiffness k is taken to infinity $dp_{k \rightarrow \infty}$ do not coincide. More precisely, they report

$$dp_{k \rightarrow \infty} = N_1 \sin \psi \, d\psi \quad (1)$$

$$dp_{\text{rigid}} = N_2 \sin \psi \sqrt{1 - \frac{\cos^2 \psi}{4}} \, d\psi \quad (2)$$

for appropriate normalisation constants N_1 and N_2 . Qualitatively, distribution (1) corresponds to a spherically uniform distribution of the second bond direction when the coordinates are aligned with the first bond, while in Eq. (2) it seems that an additional force resists bond alignment. In an early and widely cited work, Fixman [5] presented a derivation to argue that the ratio of the two probability densities, Eqs. (1) and (2), can be computed with the knowledge of the constraining surfaces alone and does not require knowledge of the shape of the confining potential. This presupposes that both of these distributions are well defined whenever the constraint is given, which we argue is not the case.

In this contribution, we present a clear mathematical procedure leading to the aforementioned limits in the overdamped regime when inertial effects can be neglected. We show that the distribution given by Eq. (1) is not completely determined by fixing the bond lengths. To correctly predict the limiting distribution, knowledge about the nature of confinement is needed and its structure survives in the final expression. Furthermore, we

* radost.waszkiewicz@gmail.com

† mklis@fuw.edu.pl

demonstrate that Fixman's expressions for the stiff limit miss a term, which is important even in the case of harmonic springs.

II. STIFF VS. RIGID CONSTRAINTS

The first calculations of the equilibrium properties of flexible polymers can be traced to the papers by Kramers [1], Gō and Sheraga [6] and Fixman [5]. Results of the latter paper were used essentially without changes in works such as [7–10]. Early papers focused on the treatment of constraints in the Lagrangian and Hamiltonian pictures, both classical and quantum-mechanical, by defining the soft and stiff degrees of freedom and integrating out generalised coordinates corresponding to the hard variables. The limiting distribution is then obtained for infinitely stiff constraints when stiff variables are eliminated.

Fixman [5] presented a purely classical calculation of the limiting distribution, correctly writing the action of the distribution on a test function but erroneously assuming that the constraining potential depends only on the hard coordinates. As a result, details of the confining potential cannot appear in his final expressions, which contain only the projected phase-space volume element terms. Gō and Sheraga [6] treated the problem quantum-mechanically and correctly identified two contributions to the equilibrium probability density of the soft coordinates: the projected volume elements and the zero-point energy of the vibrational motion of the hard coordinates. However, they then stated that the zero-energy contribution in typical molecular systems varies only a little when changing the soft coordinates and may be altogether neglected. We show in the following that this is not necessarily the case in overdamped dynamics. By focusing on a concrete classical two-dimensional example with one constraint, Helfand [11] correctly identified the rigid-rod type distribution as a uniform distribution on the constraining manifold and computed the stiff-spring limit in a similar simple case. Unfortunately, these results are not expressed in a form applicable to higher-dimensional examples with multiple constraints.

Due to this lack of generality, later works such as that of Hinch [8], cite Helfand as a reference to an erroneous claim that the bond angle distribution becomes non-uniform in the case of rigid-rod system. The pitfall lies in the assumption that the distribution should be uniform under an action of a rotation matrix on a single bond, presumably by analogy with a dimer. However, there is a distinct difference between these two cases; In the case of a dimer, the true physical symmetries of the equations of motion – rigid body rotation of the whole system and translations – act transitively on the space of all possible configurations, thus the equilibrium distribution can be determined from symmetry arguments. More generally, for a rigid body the rotation group $SO(3)$ can be treated as a topological manifold, resulting in a nat-

ural notion of uniformity, with the uniform distribution given by the Haar measure. For the trimer, however, we have configurations that are meaningfully distinct. There is no symmetry that changes the bond angle ψ . While the equilibrium distribution for 6 out of the 7 degrees of freedom can be determined from the six symmetries of translation and rotation, the relative weight of configurations with different ψ has to refer to the physical problem, not just geometric considerations.

Hinch [8] approached the problem differently, by manipulating the Langevin equations, which are notoriously difficult to handle, and erroneously assumed that details of the confining potential are of little importance to the equilibrium distribution of the constrained configurations. Van Kampen and Lodder [12] noted that the approach of Helfand [11] is generally applicable to constrained systems and comment that the discrepancy between the stiff-spring and rigid-rod distributions in the case of the trimer molecule is due to the fact that *the width of this gully is not the same everywhere* [12]. However, they did not quantify the effect of this width in a higher-dimensional case. As a result, the knowledge of the influence of the shape of the constraining potential appears to have been lost as multiple works (for example, [3, 13, 14]) mention only the volume element densities and omit the *zero point energy* or, equivalently, the potential *shape* terms from their descriptions of constrained dynamics, widely using the result of Fixman [5] as reference.

In the following, we show a way to compute the limiting distribution by integrating out the hard degrees of freedom in the overdamped limit. We explicitly find the metric contribution arising from the transformation of coordinates and the shape term that represents the details of the constraining potential and which remains imprinted on the configurational distribution when the hard coordinates are taken to be infinitely stiff.

III. THE STIFF SPRING LIMIT

We present a derivation of the limiting distribution in the following setting, sketched in Fig. 1. Consider a molecule (or a polymer) with a handful of subunits (atoms, beads, or monomers) and N degrees of freedom in a heat bath at constant temperature T , with $\beta = 1/k_B T$. The conformation of the molecule is described by an N -dimensional vector \mathbf{q} . We parameterise conformations by Cartesian coordinates of monomers q_i with $i \in 1 \dots N$. The potential energy of the molecule has two components: the conformation-dependent energy $U(\mathbf{q})$ and the confining (springs) potential $k^2 W(\mathbf{q})$ where k is a large parameter describing the spring stiffness. Note that k here would correspond to the square root of a harmonic spring constant. The probability density p_k of the equilibrium distribution of the system configuration with respect to the Lebesgue measure $d\mathbf{q}$ is given

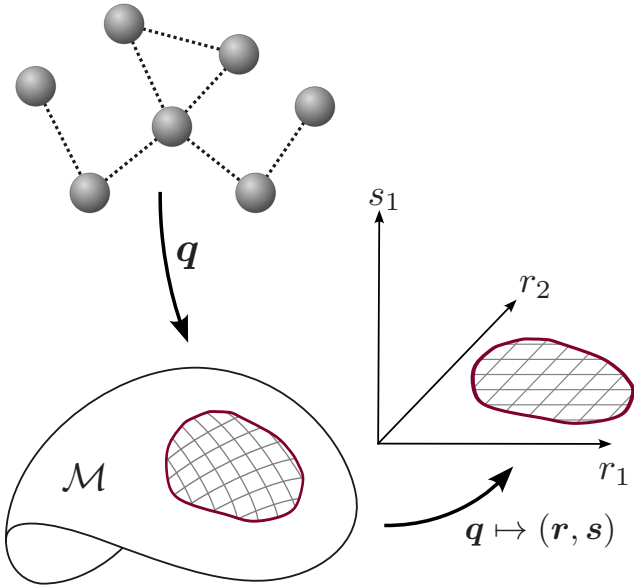


FIG. 1. A flexible polymer with N degrees of freedom is modelled as beads connected with springs. Conformations of the polymer are described by a vector \mathbf{q} . The potential energy of the confining springs, $k^2W(\mathbf{q})$, attains a minimum on a submanifold \mathcal{M} . We define an orthonormal system of coordinates on a compact neighbourhood of \mathcal{M} , enclosed by the red solid line, by introducing soft degrees of freedom \mathbf{r} on \mathcal{M} and hard degrees of freedom \mathbf{s} , which are normal to \mathcal{M} and correspond to the confining springs. The hard degrees of freedom will be integrated out to find the limiting distribution for stiff springs.

by the Boltzmann distribution

$$p_k = N(k) \exp \left\{ -\beta [U(\mathbf{q}) + k^2W(\mathbf{q})] \right\}, \quad (3)$$

$$I_k = \iint N(k) \exp \left\{ -\beta U(\mathbf{r}, \mathbf{s}) - \beta k^2 [\mathbf{s}^T \mathbf{H}(\mathbf{r}) \mathbf{s} + o(\|\mathbf{s}\|^2)] \right\} \phi(\mathbf{r}, \mathbf{s}) d\mathbf{s} d\mathbf{r} \quad (6)$$

We now make a substitution $k\mathbf{s} = \mathbf{t}$ to arrive at

$$I_k = \iint \frac{N(k)}{k} \exp \left\{ -\beta U(\mathbf{r}, k^{-1}\mathbf{t}) - \beta \left[\mathbf{t}^T \mathbf{H}(\mathbf{r}) \mathbf{t} + \|\mathbf{t}\|^2 \frac{o(k^{-2}\|\mathbf{t}\|^2)}{k^{-2}\|\mathbf{t}\|^2} \right] \right\} \phi(\mathbf{r}, k^{-1}\mathbf{t}) d\mathbf{t} d\mathbf{r} \quad (7)$$

Whenever W increases sufficiently fast with the distance from the constraining manifold, we may take a limit inside the integral by the dominated convergence theorem to arrive at the limiting value $I = \lim_{k \rightarrow \infty} I_k$ given by

$$I = \iint \left(\lim_{k \rightarrow \infty} \frac{N(k)}{k} \right) \exp \left[-\beta U(\mathbf{r}, \mathbf{0}) - \beta \mathbf{t}^T \mathbf{H}(\mathbf{r}) \mathbf{t} \right] \phi(\mathbf{r}, \mathbf{0}) d\mathbf{t} d\mathbf{r} \quad (8)$$

and, since \mathbf{H} is full rank, perform the integral over \mathbf{t} to arrive at

$$I = L \int |\mathbf{H}(\mathbf{r})|^{-1/2} \exp \left[-\beta U(\mathbf{r}, \mathbf{0}) \right] \phi(\mathbf{r}, \mathbf{0}) d\mathbf{r} \quad (9)$$

with an appropriate normalising function $N(k)$. Suppose now that the spring potential is non-negative, $W(\mathbf{q}) \geq 0$, and attains a minimum for a configuration lying on a smooth submanifold \mathcal{M} of dimension $M < N$, so that $W(\mathbf{q}) = 0 \iff \mathbf{q} \in \mathcal{M}$. To determine the weak limit of p_k , we consider integrals I_k for a compactly supported smooth test function $\phi(\mathbf{q})$ given by

$$I_k = \int p_k(\mathbf{q}) \phi(\mathbf{q}) d\mathbf{q}. \quad (4)$$

Since \mathcal{M} is smooth, we can use the tubular embedding theorem to define new orthonormal coordinates $\mathbf{q} \mapsto (\mathbf{r}, \mathbf{s}) = (r_1, r_2, \dots, r_M, s_1, s_2, \dots)$ in the vicinity of \mathcal{M} , where $\mathbf{q} \in \mathcal{M} \iff \mathbf{s} = \mathbf{0}$. In other words, coordinates r_i represent the *soft* degrees of freedom and s_i represent the *hard* directions. Since the new coordinates are orthonormal we know that the determinant of the transformation $(q_i) \mapsto (r_i, s_j)$ equals 1. Additionally, I_k is finite by compactness of the support of ϕ and continuity of p_k , so by Fubini's theorem we can replace the volume integral by an iterated one. Then, I_k is given by

$$I_k = \iint p_k(\mathbf{r}, \mathbf{s}) \phi(\mathbf{r}, \mathbf{s}) d\mathbf{s} d\mathbf{r} \quad (5)$$

We proceed by expanding p_k in a Taylor series with respect to $\mathbf{s} = (s_1, s_2, \dots)$ to second order as $W(\mathbf{r}, \mathbf{s}) = \mathbf{s}^T \mathbf{H}(\mathbf{r}) \mathbf{s}$, where $\mathbf{H}(\mathbf{r})$ is the Hessian of W , evaluated at $\mathbf{s} = \mathbf{0}$. Note that the linear term vanishes, since at $\mathbf{s} = \mathbf{0}$ the potential W attains a minimum. We can thus write

with the constant

$$L = \lim_{k \rightarrow \infty} \frac{N(k) \sqrt{(2\pi)^{N-M}}}{k}, \quad (10)$$

being independent of the soft coordinates.

In a particular physical setting, finding the orthonormal coordinates (\mathbf{r}, \mathbf{s}) may be prohibitively difficult, but we can relax this strict requirement by considering another parametrisation \mathbf{w} such that $\mathbf{q} = \boldsymbol{\zeta}^*(\mathbf{w})$, and that still separates *soft* from *hard* degrees of freedom by

$$\mathbf{q} \in \mathcal{M} \iff \forall i > M : w_i = \xi_i, \quad (11)$$

for a set of constants ξ_i . This parametrisation is not necessarily orthonormal. For convenience, we define a map $\boldsymbol{\zeta} : \mathbb{R}^M \rightarrow \mathbb{R}^N$ such that $\boldsymbol{\zeta}(w_1, w_2, \dots, w_M) = \boldsymbol{\zeta}^*(w_1, w_2, \dots, w_M, \xi_{M+1}, \xi_{M+2}, \dots, \xi_N)$ which takes values of the *soft* coordinates and returns points on \mathcal{M} . We now change variables under the integral from \mathbf{r} to \mathbf{w} to arrive at

$$I = L \int \frac{|\mathbf{J}^T \mathbf{J}|^{1/2}}{|\mathbf{H}(\boldsymbol{\zeta})|^{1/2}} \exp[-\beta U(\boldsymbol{\zeta})] \phi(\boldsymbol{\zeta}) dw_1 \dots dw_M, \quad (12)$$

where \mathbf{J} is the Jacobian of $\boldsymbol{\zeta}(\mathbf{w})$. Note that $\boldsymbol{\zeta} : \mathbb{R}^M \rightarrow \mathbb{R}^N$, so the Jacobian is not a square matrix. We can express the above using the Dirac- δ distributions. Taking

$$\delta(\mathbf{w}' - \boldsymbol{\xi}') = \prod_{i=M+1}^N \delta(w_i - \xi_i), \quad (13)$$

the limiting integral is recast as

$$I = L \int \frac{|\mathbf{J}^T \mathbf{J}|^{1/2}}{|\mathbf{H}|^{1/2}} \exp(-\beta U) \phi(\boldsymbol{\zeta}^*(\mathbf{w})) \delta(\mathbf{w}' - \boldsymbol{\xi}') d\mathbf{w} \quad (14)$$

for an appropriate constant L , and since ϕ is arbitrary we arrive at $p_\infty = \lim_{k \rightarrow \infty} p_k$ such that

$$dp_\infty = L \frac{|\mathbf{J}^T \mathbf{J}|^{1/2}}{|\mathbf{H}|^{1/2}} \exp[-\beta U(\boldsymbol{\zeta}^*(\mathbf{w}))] \delta(\mathbf{w}' - \boldsymbol{\xi}') d\mathbf{w}, \quad (15)$$

in the weak sense. We have thus arrived at the central result of this manuscript.

The limiting distribution comprises two important factors. First, the metric term $|\mathbf{J}^T \mathbf{J}|$ describing the projection of the surface element of \mathcal{M} onto \mathbb{R}^M in the parametrisation $\boldsymbol{\zeta}(\mathbf{w})$; This term was correctly computed by Fixman [5]. Second, the *shape* term $|\mathbf{H}|$, also called the zero-point energy in the quantum-mechanical setting, which was often missing in the derivations.

A. Computation of the shape term

A careful choice of parametrisation allows for computation of the metric term with relative ease. However, the Hessian term $|\mathbf{H}|$ may be more difficult to compute. In this Section, we present a feasible approach to its computation.

Let \mathbf{B} be the full Hessian of W at a point \mathbf{q} ,

$$\mathbf{B}_{ij} = \frac{\partial^2}{\partial q_i \partial q_j} W(\mathbf{q}). \quad (16)$$

Since the eigenvectors of \mathbf{B} are orthogonal and zero eigenvectors lie inside the tangent space $T\mathcal{M}$, we can compute $|\mathbf{H}|$ from the product of the non-zero eigenvalues of \mathbf{B} . We can use the knowledge of the tangent space of \mathcal{M} to help us compute the eigenvalues of \mathbf{B} . If our confining function is of the form $W(\mathbf{q}) = \sum_i P_i^2$, we can find vectors that lie in the normal space \mathcal{M}^\perp [15, proposition 8.15] by computing

$$\mathbf{A}_{ji} = \frac{\partial}{\partial q_j} P_i \quad (17)$$

The vectors $\{\mathbf{A}_{j1}, \dots, \mathbf{A}_{j,N-M}\}$ are not pairwise orthogonal but are orthogonal to \mathcal{M} , and thus can form a basis of the normal space at \mathbf{q} . We can write the eigenvalue problem using an arbitrary vector b_i as

$$\lambda \mathbf{A}_{ki} b_i = \mathbf{B}_{kj} \mathbf{A}_{ji} b_i. \quad (18)$$

This is a system of N equations with $N - M$ unknowns. We can eliminate redundant equations by contracting each side with \mathbf{A}_{ij} to finally get

$$\lambda (\mathbf{A}^T \mathbf{A}) \mathbf{b} = (\mathbf{A}^T \mathbf{B} \mathbf{A}) \mathbf{b} \quad (19)$$

and thus the product of eigenvalues in this problem is simply

$$|\mathbf{H}| = \frac{|\mathbf{A}^T \mathbf{B} \mathbf{A}|}{|\mathbf{A}^T \mathbf{A}|}. \quad (20)$$

We see that there are two terms in this expression. The denominator $|\mathbf{A}^T \mathbf{A}|$ measures the angles between the gradients of the constraining functions, while the numerator $|\mathbf{A}^T \mathbf{B} \mathbf{A}|$ measures the shape and strength of the confining field in these directions.

IV. CALCULATION FOR THE TRIMER PROBLEM

In the aforementioned case of a trimer, depicted in Fig. 2(a), we have 3 beads located at $\mathbf{r}_a, \mathbf{r}_b$ and \mathbf{r}_c with bond extensions P_a, P_c given by

$$P_a = |\mathbf{r}_a - \mathbf{r}_b| - l_0 \quad (21)$$

$$P_c = |\mathbf{r}_c - \mathbf{r}_b| - l_0, \quad (22)$$

l_0 being the equilibrium bond length, and the confining potential given by

$$W(\mathbf{q}) = P_a^2 + P_c^2. \quad (23)$$

We now pick the parametrisation $\mathbf{q} = \boldsymbol{\zeta}^*(\mathbf{w})$ with $\mathbf{w} = [x, y, z, \alpha, \beta, \gamma, \psi, l_a, l_c]^T$. Cartesian coordinates (x, y, z) describe the position of the central bead (b), (α, β, γ) are the Euler angles that encode the direction of bead a seen from b , and ψ is the bond angle between the edges ab and bc . The positions of beads are thus given by

$$\mathbf{r}_a = [x, y, z]^T + l_a \mathbf{E}_{\alpha\beta\gamma} [1, 0, 0]^T, \quad (24)$$

$$\mathbf{r}_b = [x, y, z]^T, \quad (25)$$

$$\mathbf{r}_c = [x, y, z]^T + l_c \mathbf{E}_{\alpha\beta\gamma} [\cos \psi, \sin \psi, 0]^T. \quad (26)$$

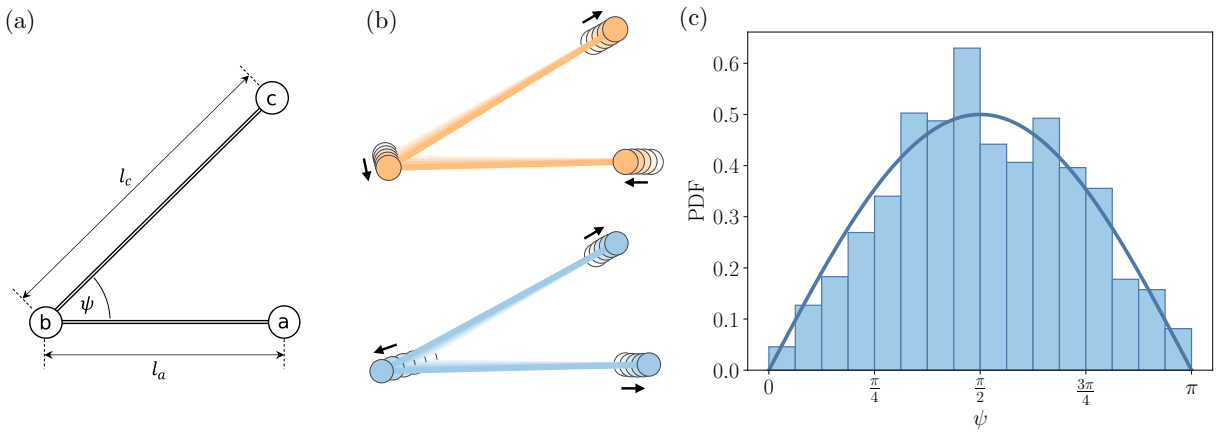


FIG. 2. (a) Parametrisation used for the trimer uses the position of the central particle (b), bond angle ψ and bond lengths l_a and l_b , with identical equilibrium spring lengths l_0 . Rigid-body rotation around the particle b is omitted for clarity. (b) Motion along the symmetric (top) and antisymmetric eigenvectors of the hessian \mathbf{H} of the harmonic confinement function. Note that the central bead must move for the overall motion to be orthogonal to the constraining manifold \mathcal{M} . (c) Equilibrium probability density function (PDF) for the bond angle ψ from the Langevin numerical simulation. Solid line is the theoretical prediction of Eq. (32).

We defined the rotation matrix $\mathbf{E}_{\alpha\beta\gamma}$ in terms of the Euler angles in the Appendix. In addition, we note that $P_a = l_a - l_0$ and $P_c = l_c - l_0$. We compute the metric term as

$$|\mathbf{J}^T \mathbf{J}| = \frac{1}{2} l_0^8 \sin^2 \beta \sin^2 \psi (7 - \cos 2\psi), \quad (27)$$

from the matrix \mathbf{J} listed in the Appendix. Next, we compute the shape term using

$$\mathbf{A}^T \mathbf{A} = \begin{bmatrix} 2 & \cos \psi \\ \cos \psi & 2 \end{bmatrix}, \quad (28)$$

$$\mathbf{A}^T \mathbf{B} \mathbf{A} = \begin{bmatrix} 9 + \cos 2\psi & 8 \cos \psi \\ 8 \cos \psi & 9 + \cos 2\psi \end{bmatrix}, \quad (29)$$

thus finding

$$|\mathbf{H}| = \frac{|\mathbf{A}^T \mathbf{B} \mathbf{A}|}{|\mathbf{A}^T \mathbf{A}|} = 2(7 - \cos 2\psi). \quad (30)$$

We therefore have

$$\frac{|\mathbf{J}^T \mathbf{J}|^{1/2}}{|\mathbf{H}|^{1/2}} = \frac{l_0^4}{2} \sin \beta \sin \psi, \quad (31)$$

and for the final distribution, we find

$$dp_\infty = N \sin \beta \sin \psi \, dx \, dy \, dz \, d\alpha \, d\beta \, d\gamma \, d\psi, \quad (32)$$

where N is a normalisation constant. Therefore, the marginal density of the bond angle is proportional to $\sin \psi$ as expected. However, this is simply not the case of a uniform distribution—that distribution corresponds to $|\mathbf{H}| = \text{const}$. This can be examined in greater detail by looking at the eigenvectors of \mathbf{H} , visualised in Fig. 2(b). There are two eigenvectors which correspond to symmetric and antisymmetric motion of the terminal

beads. Counterintuitively, the vectors in \mathcal{M}^\perp change the orientation of at least one bond when the bond length changes.

The simplification lies in the fortuitous cancellation of the $(7 - \cos 2\psi)$ term, rather than its absence. This is best highlighted by an example where no such cancellation occurs, which we present in the next Section.

We additionally corroborate this result with a Brownian Dynamics simulation in Python using the package `pychastic` [16]. Choosing $k_B T$ as the energy scale, l_0 as the distance scale and l_0^2/D , as the timescale, with D being the diffusion coefficient, the corresponding stochastic BD equation takes the form

$$d\mathbf{r}_i = -\nabla(U + k^2 W) dt + \sqrt{2} d\mathcal{B}_i, \quad (33)$$

with \mathcal{B}_i denoting the standard Wiener process. We have performed $n_{\text{traj}} = 4000$ simulations with $k = 35$ (in units of $k_B T/l_0$) for a time up to $t_{\text{max}} = 10$ with time step $\delta t = 10^{-5}$. The simulation results in Fig. 2(c) complement the prediction of Eq. (32). We use the same code for a less studied example of a tetramer in the following.

V. CYCLIC TETRAMER

A more complex, and yet fully tractable analytically, is the case of a cyclic tetramer, a molecule of 4 beads joined into a quadrilateral. For the sake of brevity, we discuss the dynamics in two dimensions. The calculation in 3D is completely analogous but involves much longer intermediate expressions due to the additional rotational degrees of freedom and a dihedral angle. We pick the parametrisation where the 4 beads are located at $\mathbf{r}_a, \mathbf{r}_b, \mathbf{r}_c$ and \mathbf{r}_d ,

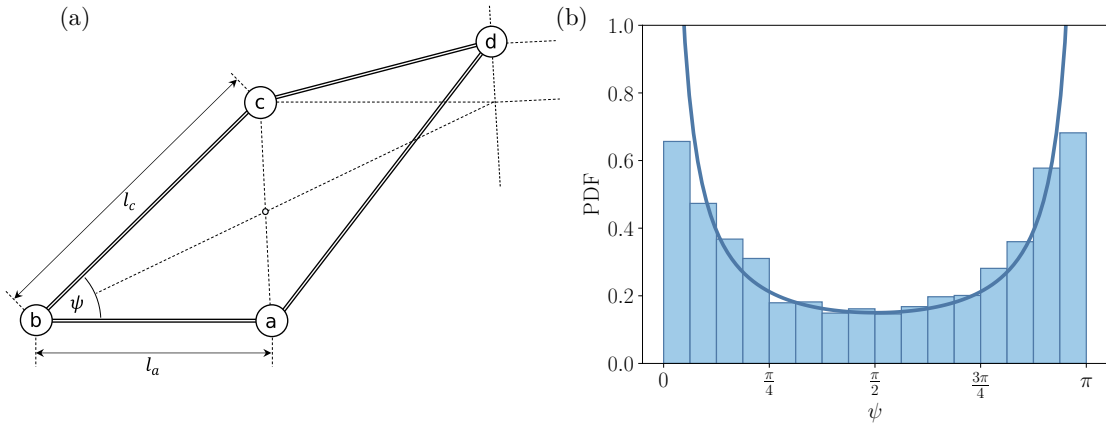


FIG. 3. (a) The shape of a cyclic tetramer is specified with the bead b taken as reference point. The directions of sections ab and bc span a rhombus, which is used to define the position of bead d . (b) Equilibrium probability density function (PDF) for the bond angle ψ from the numerical simulation. Solid line is the theoretical prediction of Eq. (47).

with their positions given by

$$\mathbf{r}_a = [x, y]^T + l_a \mathbf{E}_\alpha [1, 0]^T, \quad (34)$$

$$\mathbf{r}_b = [x, y]^T, \quad (35)$$

$$\mathbf{r}_c = [x, y]^T + l_c \mathbf{E}_\alpha [\cos \psi, \sin \psi]^T, \quad (36)$$

$$\mathbf{r}_d = [x, y]^T + \mathbf{E}_\alpha ((1 + \delta) \mathbf{v}_\delta + \epsilon \mathbf{v}_\epsilon), \quad (37)$$

$$(38)$$

where \mathbf{E}_α is a rotation matrix defined in the Appendix, and the vectors $\mathbf{v}_{\delta, \epsilon}$, written as

$$\mathbf{v}_\delta = \frac{[l_a + l_c \cos \psi, l_c \sin \psi]^T}{2}, \quad (39)$$

$$\mathbf{v}_\epsilon = \frac{[l_a - l_c \cos \psi, -\sin \psi]^T}{2}, \quad (40)$$

point along the diagonals of the rhombus spanned by the edges ab and bc . Finally, ϵ and δ encode the position of the bead located at \mathbf{r}_d . The four constraining surfaces are given by

$$P_a = |\mathbf{r}_a - \mathbf{r}_b| - l_0 \quad (41)$$

$$P_b = |\mathbf{r}_b - \mathbf{r}_c| - l_0 \quad (42)$$

$$P_c = |\mathbf{r}_c - \mathbf{r}_d| - l_0 \quad (43)$$

$$P_d = |\mathbf{r}_d - \mathbf{r}_a| - l_0 \quad (44)$$

and \mathcal{M} is given by $l_a = l_c = l_0, \delta = 1, \epsilon = 0$.

The metric term is simply constant with $|\mathbf{J}^T \mathbf{J}| = 16l_0^4$, while the shape term is non-trivial. Denoting $\cos \psi = c_\psi$ for brevity, the shape factors are given by

$$\mathbf{A}^T \mathbf{A} = \begin{bmatrix} 2 & c_\psi & 0 & -c_\psi \\ c_\psi & 2 & -c_\psi & 0 \\ 0 & -c_\psi & 2 & c_\psi \\ -c_\psi & 0 & c_\psi & 2 \end{bmatrix}, \quad (45)$$

$$\mathbf{A}^T \mathbf{B} \mathbf{A} = 4 \begin{bmatrix} c_\psi^2 + 2 & 2c_\psi & -c_\psi^2 & -2c_\psi \\ 2c_\psi & c_\psi^2 + 2 & -2c_\psi & -c_\psi^2 \\ -c_\psi^2 & -2c_\psi & c_\psi^2 + 2 & 2c_\psi \\ -2c_\psi & -c_\psi^2 & 2c_\psi & c_\psi^2 + 2 \end{bmatrix}, \quad (46)$$

yielding $|\mathbf{H}| = 256 \sin^2 \psi$. As a result, we get that

$$dp_\infty \propto \frac{1}{\sin \psi} d\psi, \quad (47)$$

which is not non-normalizable near 0 and π . Physically, as we approach the stiff spring limit, the tetramer spends more and more time in the folded state, and unless some repulsive potential is added, the molecule in the stiff spring limit looks predominantly like a trimer, alternating between beads (a, c) and (b, d) coinciding in space.

This surprising result is also seen in the numerical simulation. In this case, a strong repulsive potential was added to prevent bead overlaps for distances less than $0.05l_0$. The final bond angle distribution shown in Figure 3(b) coincides well with $0.15/\sin \psi$.

VI. CONCLUSIONS

In this work, we have provided a procedure by which one can find the equilibrium probability distribution function of the configurations of a bead-spring model of a polymer in the overdamped regime in the limit of infinite stiffness of the bonds. In particular, we have demonstrated that the shape of the confining spring potential persists in the limiting distribution. By rephrasing the problem as a mathematically rigorous limit, we have shown that the classical expression given by Fixman [5], later reproduced in numerous works and books, for example in Ref. [3], is missing a critical term describing the shape of the confining potential, $|\mathbf{H}|$.

This shows that the reasoning presented by Frenkel & Smit [3] cannot be universally applied. First, the dynamics and the distribution of a polymer connected with (stiff or soft) springs is independent of the mass of the monomers in the overdamped regime, and thus the limiting distribution cannot depend on the mass of the

monomers. Second, putting aside the question of existence of the rigid rod distribution (or the lack thereof), the supposition that the stiff spring limit should always be the same, regardless of the details of the confining potential is clearly not true, and harmonic potentials will lead to a different outcome than springs that realise uniform confinement around the constraining manifold, as previously remarked, e.g., by van Kampen & Lodder [12], although without a general mathematical formulation. The difference can be arbitrarily large, as shown in the tetramer example. Frenkel & Smit remark in their book that for the bond length constraints of the type most often used in Molecular Dynamics simulations, the effect of hard constraints on the distribution functions seems to be relatively small [3, Chapter 15.1.1]. We believe this statement to be misleading. In the discussed case of the trimer molecule, the effect might indeed be small, but we have shown that for the tetramer system, which is still a relatively simple setup, the effect is pronounced. To provide a practical insight, we propose a straightforward technique for the analysis of the limiting distributions once the confining potential is specified in detail.

ACKNOWLEDGMENTS

The Authors would like to thank Bartłomiej Lewandowski for his insightful comments regarding convergence of distributions. The work of ML and RW was supported by the National Science Centre of Poland (FundRef DOI: <http://dx.doi.org/10.13039/501100004281>) grant Sonata to ML no. 2018/31/D/ST3/02408.

Appendix A: Auxiliary matrices used in calculations

Using the notation $s_\alpha = \sin \alpha$, $c_\alpha = \cos \alpha$ we can compactly express the matrices used. The 2D rotation matrix is given by

$$\mathbf{E}_\alpha = \begin{bmatrix} c_\alpha & -s_\alpha \\ s_\alpha & c_\alpha \end{bmatrix}. \quad (\text{A1})$$

The 3D rotation matrix is given by

$$\mathbf{E}_{\alpha\beta\gamma} = \begin{bmatrix} c_\alpha c_\beta c_\gamma - s_\alpha s_\gamma & -c_\alpha c_\beta s_\gamma - c_\gamma s_\alpha & c_\alpha s_\beta \\ c_\beta c_\gamma s_\alpha + c_\alpha s_\gamma & c_\alpha c_\gamma - c_\beta s_\alpha s_\gamma & s_\alpha s_\beta \\ -c_\gamma s_\beta & s_\beta s_\gamma & c_\beta \end{bmatrix}. \quad (\text{A2})$$

For our parametrisation of the trimer, the Jacobian \mathbf{J} can be expressed as a block matrix with 3×4 blocks \mathbf{Q}_i

$$\mathbf{J} = \begin{bmatrix} \mathbf{1} & \mathbf{Q}_1 \\ \mathbf{1} & \mathbf{Q}_2 \\ \mathbf{1} & \mathbf{Q}_3 \end{bmatrix}. \quad (\text{A3})$$

Writing $\gamma + \psi = \theta$ for brevity, the blocks \mathbf{Q}_i are given by

$$\mathbf{Q}_1^T = l_0 \begin{bmatrix} -s_\alpha c_\beta c_\gamma - c_\alpha s_\gamma & c_\alpha c_\beta c_\gamma - s_\alpha s_\gamma & 0 \\ -c_\alpha s_\beta c_\gamma & -s_\alpha s_\beta c_\gamma & -c_\beta c_\gamma \\ -s_\alpha c_\gamma - c_\alpha c_\beta s_\gamma & c_\alpha c_\gamma - s_\alpha c_\beta s_\gamma & s_\beta s_\gamma \\ 0 & 0 & 0 \end{bmatrix} \quad (\text{A4})$$

$$\mathbf{Q}_2^T = \begin{bmatrix} 0 & 0 & 0 \\ 0 & 0 & 0 \\ 0 & 0 & 0 \\ 0 & 0 & 0 \end{bmatrix} \quad (\text{A5})$$

$$\mathbf{Q}_3^T = l_0 \begin{bmatrix} -s_\alpha c_\beta c_\theta - c_\alpha s_\theta & c_\alpha c_\beta c_\theta - s_\alpha s_\theta & 0 \\ -c_\alpha s_\beta c_\theta & -s_\alpha s_\beta c_\theta & -c_\beta c_\theta \\ -s_\alpha c_\theta - c_\alpha c_\beta s_\theta & c_\alpha c_\theta - s_\alpha c_\beta s_\theta & s_\beta s_\theta \\ -s_\alpha c_\theta - c_\alpha c_\beta s_\theta & c_\alpha c_\theta - s_\alpha c_\beta s_\theta & s_\beta s_\theta \end{bmatrix} \quad (\text{A6})$$

-
- [1] H. A. Kramers, The behavior of macromolecules in inhomogeneous flow, *The Journal of Chemical Physics* **14**, 415 (1946).
- [2] P. Flory, *Principles of Polymer Chemistry*, Baker lectures 1948 (Cornell University Press, 1953).
- [3] D. Frenkel and B. Smit, *Understanding molecular simulation: from algorithms to applications* (Elsevier, 2023).
- [4] J.-P. Ryckaert, G. Ciccotti, and H. J. Berendsen, Numerical integration of the cartesian equations of motion of a system with constraints: molecular dynamics of n-alkanes, *Journal of Computational Physics* **23**, 327 (1977).
- [5] M. Fixman, Classical statistical mechanics of constraints: a theorem and application to polymers., *Proceedings of the National Academy of Sciences of the United States of America* **71**, 3050 (1974).
- [6] N. Gō and H. A. Scheraga, Analysis of the Contribution of Internal Vibrations to the Statistical Weights of Equilibrium Conformations of Macromolecules, *The Journal of Chemical Physics* **51**, 4751 (1969).
- [7] M. R. Pear and J. H. Weiner, Brownian dynamics study of a polymer chain of linked rigid bodies, *The Journal of Chemical Physics* **71**, 212 (1979).
- [8] E. Hinch, Brownian motion with stiff bonds and rigid constraints, *Journal of Fluid Mechanics* **271**, 219 (1994).
- [9] W. K. den Otter and W. J. Briels, The calculation of free-energy differences by constrained molecular-dynamics simulations, *The Journal of Chemical Physics* **109**, 4139 (1998).
- [10] T. W. Liu, Flexible polymer chain dynamics and rheolog-

- ical properties in steady flows, *The Journal of Chemical Physics* **90**, 5826 (1989).
- [11] E. Helfand, Flexible vs rigid constraints in statistical mechanics, *The Journal of Chemical Physics* **71**, 5000 (1979).
- [12] N. van Kampen and J. Lodder, Constraints, *American Journal of Physics* **52**, 419 (1984).
- [13] A. Vitalis and R. V. Pappu, Methods for monte carlo simulations of biomacromolecules, *Annual reports in computational chemistry* **5**, 49 (2009).
- [14] M. P. Allen, Introduction to molecular dynamics simulation, in *Computational soft matter: from synthetic polymers to proteins*, Vol. 23, edited by N. Attig, K. Binder, H. Grubmüller, and K. Kremer (NIC Series Jülich, Germany, 2004) pp. 1–28.
- [15] J. M. Lee, *Introduction to Smooth Manifolds* (Springer New York, 2003).
- [16] R. Waszkiewicz, M. Bartczak, K. Kolasa, and M. Lisicki, Pychastic: Precise brownian dynamics using Taylor-Itô integrators in Python, *SciPost Physics Codebases* , 011 (2023).