

# Photocurrent generation in solids via linearly polarized laser

Amar Bharti<sup>1</sup> and Gopal Dixit<sup>1,2,\*</sup>

<sup>1</sup>*Department of Physics, Indian Institute of  
Technology Bombay, Powai, Mumbai 400076, India*

<sup>2</sup>*Max-Born Institut, Max-Born Straße 2A, 12489 Berlin, Germany*

(Dated: March 20, 2024)

## Abstract

To add to the rapidly progressing field of ultrafast photocurrent, we propose a universal method to generate photocurrent in normal and topological materials using a pair of multicycle linearly polarized laser pulses. The interplay of the fundamental and its second harmonic pulses is studied for the generation of photocurrent in Weyl semimetals by varying the angle between the polarization direction, relative intensity, and relative phase delay. It has been found that the presence of a comparatively weaker second harmonic pulse is sufficient to generate substantial photocurrent. Moreover, significant photocurrent is generated even when polarization directions are orthogonal for certain ratios of the lasers' intensities. In addition, the photocurrent is found to be susceptible to the delay between the two pulses. We have illustrated that all our findings are extendable to non-topological and two-dimensional materials, such as graphene and molybdenum disulfide.

## I. INTRODUCTION

Ongoing efforts to synthesize novel materials for power-efficient and fast-responding photodetectors, solar cells, and optoelectronic devices have captured our attention in recent years<sup>1-4</sup>. The discovery of graphene, together with transition-metal dichalcogenides, has heralded photodetection sensitivity on an ultrafast time domain<sup>5-14</sup>. Furthermore, the latest additions to novel quantum materials, such as Dirac and Weyl semimetals, have fostered the prospect for efficient conversion of light to electricity<sup>3,15-18</sup>. The topologically protected states in Weyl semimetals can facilitate dissipationless transmission of information – a prerequisite for quantum technologies. In this respect, applications of intense laser pulses hold potentials of signal processing at the Petahertz rate<sup>19</sup>. Thus employing an ultrafast intense laser on novel quantum materials is an emerging avenue for converting light into electricity efficiently<sup>20-22</sup>. However, a universal method to transform light into electricity applicable to topological and normal materials in two and three dimensions is lacking.

The present work introduces a universal way to generate photocurrent in topological and nontopological materials. We will start our discussion by demonstrating photocurrent generation in inversion-symmetric and inversion-broken Weyl semimetals. Owing to a several picoseconds long electron scattering timescale, Weyl semimetals seem ideal for coherent light manipulation, including photocurrent generation<sup>23</sup>. Analysis of the photocurrent in Weyl semimetals is also useful to unravel its topological aspects<sup>24-30</sup>. In addition, the plethora of interesting optical phenomena in Weyl semimetals makes them suitable candidates for interaction with intense laser<sup>31-37</sup>. In recent years, two-color co- and counter-rotating circularly polarized laser pulses have been employed to generate photocurrent in normal and topological materials, respectively<sup>21,22</sup>. In addition, it has been demonstrated that a single-color circularly polarized pulse is useful to tailor photocurrent in Weyl semimetals<sup>20</sup>. However, a method based on linear polarization of light is desirable for its simplicity.

A schematic setup of our idea is shown in Fig. 1(a) where a pair of linearly polarized pulses with frequencies  $\omega$  and  $2\omega$  is shined on a Weyl semimetal. The polarization of the  $\omega$  pulse is fixed along the  $x$  axis, whereas the polarization direction of  $2\omega$  is making an angle  $\theta$  with respect to the  $x$  axis in the  $xy$  plane. When both  $\omega - 2\omega$  pulses are in collinear configuration ( $\theta = 0$ ), the resultant laser pulse contains both the components,  $\omega$  and  $2\omega$ , along the  $x$  direction with no component along the  $y$  direction. In addition, there are more oscillations

on the negative side than the positive side resulting in an asymmetric laser waveform as evident from the top panel of Fig. 1(b). On the other hand, the orthogonal configuration of the  $\omega - 2\omega$  pulses, i.e.,  $\theta = \pi/2$ , results in a symmetric laser waveform in both  $x$  and  $y$  directions as reflected from the bottom panel of Fig. 1(b). Note that the orthogonal configuration leads to an interesting Lissajous figure with reflection symmetry only along the  $x$  direction as shown in the inset [see Fig. 1(b)]. Hence, orthogonal configuration results in an asymmetric laser waveform along the  $y$  direction. Further, the asymmetry of the total laser waveform can be tuned by changing the polarization direction and intensity of the  $2\omega$  field.

In the following, we will show the generation and the manipulation of the photocurrent in Weyl semimetals when the setup is in collinear or orthogonal configuration. Furthermore, it has been found that the presence of even a weak  $2\omega$  pulse is enough to generate photocurrent, which can be further tailored by tuning the intensity of the  $2\omega$  pulse with respect to the  $\omega$  pulse. In addition, the photocurrent can be further tuned by controlling the interplay of  $\omega - 2\omega$  pulses through variations in angle  $\theta$ , amplitude ratio, and time delay between them. To demonstrate the universality and robustness of our idea, we will extend our study to inversion-symmetric and inversion-broken two-dimensional materials with trivial topology. Asymmetry of the carrier-envelope phase stabilized few-cycle laser waveform has been utilized to generate photocurrent in two-dimensional materials, where the photocurrent was controlled by tuning the carrier-envelope-phase of the pulse<sup>38-40</sup>. In addition, coherent control over electronic motion and current in graphene is achieved by a pair of few-cycle linearly polarized laser pulses<sup>41,42</sup>. Additionally, the resultant photocurrent gives a lower bound on coherence time in graphene<sup>43</sup>. The present approach shows a universal application of intense light to engender photocurrent in both topological and non-topological materials in two and three dimensions. Notably,  $\omega - 2\omega$  pulses have been employed to explore strong-field driven light-matter interaction phenomena in solids, namely high-harmonic generation<sup>44-50</sup>. It is well established that intense laser driven high-harmonic generation in solids is nonperturbative in nature<sup>51,52</sup>. Thus it is expected that the intense laser pulses will generate nonperturbative photocurrent in solids.

## II. THEORETICAL FRAMEWORK

Interaction of an intense laser pulse with a solid is described within the density matrix framework. The temporal evolution of the density matrix,  $\rho$ , can be written as<sup>53,54</sup>

$$\dot{\rho}_{mn}^{\mathbf{k}} = i\mathbf{E}(t) \cdot \sum_l (\mathbf{d}_{ml}^{\mathbf{k}_t} \rho_{ln}^{\mathbf{k}} - \mathbf{d}_{ln}^{\mathbf{k}_t} \rho_{ml}^{\mathbf{k}}) - \left[ \frac{(1 - \delta_{mn})}{T_2} + i\mathcal{E}_{mn}^{\mathbf{k}_t} \right] \rho_{mn}^{\mathbf{k}}. \quad (1)$$

In the above equation,  $\mathbf{A}(t)$  and  $\mathbf{E}(t)$  are, respectively, vector potential and electric field of the incident laser pulse, which are related as  $\mathbf{E}(t) = -\dot{\mathbf{A}}(t)$ . In the presence of the laser pulse, crystal momentum  $\mathbf{k}$  changes to  $\mathbf{k}_t = \mathbf{k} + \mathbf{A}(t)$ . In this work, the electronic band structure of solids are described by a tight-binding Hamiltonian  $\mathcal{H}(\mathbf{k})$ , which is diagonalized to obtain eigenstates  $|m, \mathbf{k}\rangle$  and  $|n, \mathbf{k}\rangle$  corresponding to eigenvalues  $\mathcal{E}_m^{\mathbf{k}}$  and  $\mathcal{E}_n^{\mathbf{k}}$ , respectively, at each time step in the presence of laser. After obtaining the eigenstates, the momentum and dipole matrix elements are, respectively, calculated as  $\mathbf{p}_{mn}^{\mathbf{k}} = \langle m, \mathbf{k} | \nabla_{\mathbf{k}} \mathcal{H}(\mathbf{k}) | n, \mathbf{k} \rangle$  and  $\mathbf{d}_{mn}^{\mathbf{k}} = i\langle m, \mathbf{k} | \nabla_{\mathbf{k}} | n, \mathbf{k} \rangle$  at each time step numerically as well as the energy gap,  $\mathcal{E}_{mn}^{\mathbf{k}} = \mathcal{E}_m^{\mathbf{k}} - \mathcal{E}_n^{\mathbf{k}}$ . A phenomenological dephasing time  $T_2 = 1.5$  fs is introduced to consider decoherence between electron and hole during the excitation process.

Equation (1) is solved numerically by sampling the Brillouin zone with  $80 \times 80 \times 80$  grid size and a time step of 0.015 fs. We start with a filled valence band and an empty conduction band. Using this as the initial condition, Eq. (1) is solved using the Runge-Kutta method to obtain the density matrix,  $\rho(t)$ , at each time  $t$ . A nonzero photocurrent,  $\mathbf{J}(t) = \int_{\mathbf{k}} d\mathbf{k} [\rho(\mathbf{k}) - \rho(-\mathbf{k})] \frac{\partial \mathcal{E}(\mathbf{k})}{\partial \mathbf{k}}$ , arises if there is an asymmetric electronic population in the conduction band after the end of the laser pulse, i.e.,  $\rho(\mathbf{k}) \neq \rho(-\mathbf{k})$ <sup>20,55</sup>. In the present work, we analyze the photocurrent for various configurations of the laser pulse to ascertain suitable configurations for producing the asymmetric population and hence, in turn, photocurrent in solids.

The total vector potential of a pair of linearly polarized laser pulses is written as

$$\mathbf{A}(t) = A_0 f(t) [\cos(\omega t) \hat{e}_x + \mathcal{R} \cos(2\omega t) \{\cos(\theta) \hat{e}_x + \sin(\theta) \hat{e}_y\}], \quad (2)$$

where  $A_0$  is the amplitude,  $f(t)$  is the  $\sin^2$  envelope,  $\mathcal{R}$  is a dimensionless parameter to tune the intensity of the  $2\omega$  pulse with respect to the  $\omega$  pulse and  $\theta$  is the angle between the polarization of two linearly polarized pulses as shown in Fig. 1(a).

Let us write the Hamiltonian of Weyl semimetals as  $\mathcal{H}(\mathbf{k}) = \mathbf{d}(\mathbf{k}) \cdot \boldsymbol{\sigma}$ , where  $\boldsymbol{\sigma}$ 's are the Pauli matrices. The components of  $\mathbf{d}(\mathbf{k})$  for an inversion-broken Weyl semimetal are

expressed as<sup>56</sup>

$$\begin{aligned} \mathbf{d}(\mathbf{k}) = & [t\{\cos(k_0a) - \cos(k_ya) + \mu[1 - \cos(k_za)]\}, t \sin(k_za), \\ & t\{\cos(k_0a) - \cos(k_xa) + \mu[1 - \cos(k_za)]\}], \end{aligned} \quad (3)$$

and for an inversion-symmetric Weyl semimetal as

$$\mathbf{d}(\mathbf{k}) = [t \sin(k_xa), t \sin(k_ya), t\{\cos(k_za) - \cos(k_0a) + 2 - \cos(k_xa) - \cos(k_ya)\}]. \quad (4)$$

Here,  $k_0 = \pi/(2a)$  represents the position of the Weyl nodes for both Weyl semimetals with  $a = 6.28 \text{ \AA}$  as the lattice parameter of a simple cubic crystal structure. The Weyl nodes for inversion-broken and inversion-symmetric Weyl semimetals are at  $\mathbf{k} = [\pm\pi/(2a), \pm\pi/(2a), 0]$  and  $\mathbf{k} = [0, 0, \pm\pi/(2a)]$ , respectively. A dimensionless parameter  $\mu = 2$  and isotropic hopping parameter  $t = 1.8 \text{ eV}$  are used in the present work. Similar tight-binding Hamiltonians for pristine graphene and MoS<sub>2</sub> are adopted from Refs.<sup>53</sup> and <sup>57</sup>, respectively.

### III. RESULTS AND DISCUSSION

#### A. Photocurrent in Weyl Semimetals

We start our discussion by analyzing the sensitivity of the photocurrent with respect to  $\theta$  for an inversion-symmetric Weyl semimetal as shown in Fig. 1(c). It is evident that there is nonzero photocurrent along the laser polarization for  $\theta = n\pi$  with  $n$  as an integer. The origin of the finite photocurrent can be attributed to the asymmetric laser waveform [see Fig. 1(b)], which results in an asymmetric residual electronic population in the conduction band, i.e.,  $[\rho(\mathbf{k}) - \rho(-\mathbf{k})] \neq 0$ . The asymmetry of the laser waveform can be flipped by changing  $\theta = 0$  or  $2\pi$  to  $\pi$ . As a result, the magnitude of the photocurrent tunes from negative to positive by changing the collinear configuration from parallel to antiparallel. In addition, the waveform asymmetry reduces as  $\theta$  deviates from the collinear configuration, such as at  $\theta = \pi/4$ , which leads to the reduction of the photocurrent. The orthogonal configuration of the  $\omega - 2\omega$  pulses renders a symmetric waveform along the  $x$  direction, which results in zero photocurrent. Thus the underlying mechanism for the photocurrent generation is the asymmetric laser waveform, which is imprinted in the excitation processes leading to asymmetric electronic population. Interestingly, there is also a small photocurrent

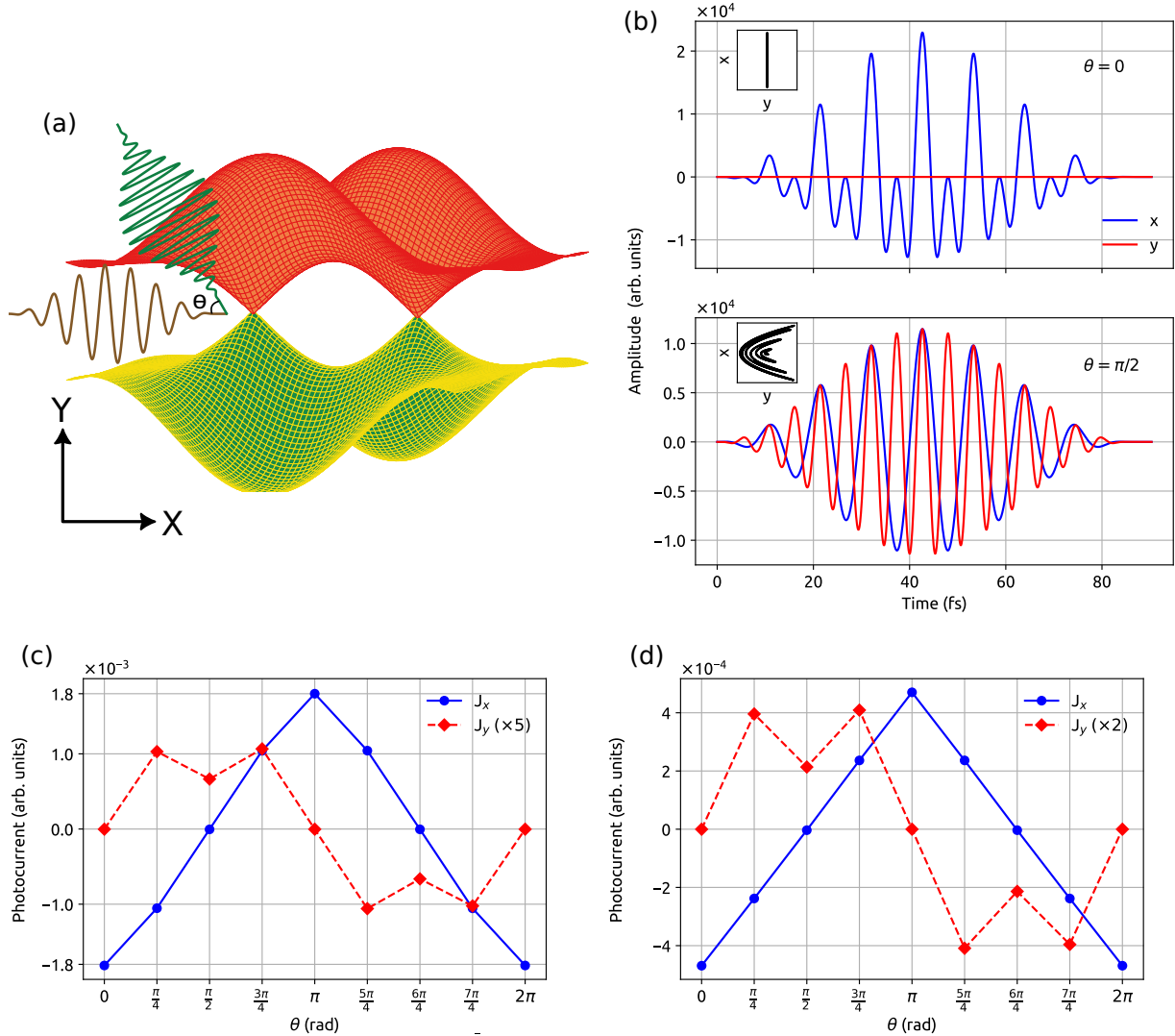


FIG. 1. (a) Schematic setup for ultrafast photocurrent generation where two linearly polarized pulses with frequencies  $\omega$  and  $2\omega$  with polarization directions at an angle  $\theta$  are interacting with a Weyl semimetal. (b) Amplitude of the vector potential of the two pulses when both pulses are in collinear (top panel) and orthogonal (bottom panel) configurations. The Lissajous curve of the total vector potential in the  $xy$  plane is shown in respective insets. (c) Variations in the photocurrent with respect to  $\theta$  in an inversion-symmetric Weyl semimetal. (d) Same as (c) for an inversion-broken Weyl semimetal. Wavelength of the  $\omega$  pulse is  $3.2 \mu\text{m}$  with pulse length  $\sim 100$  fs. Laser intensity equal to  $5 \times 10^{10} \text{ W/cm}^2$  with  $\mathcal{R} = 1$  is used for both inversion-symmetric and inversion-broken Weyl semimetals.

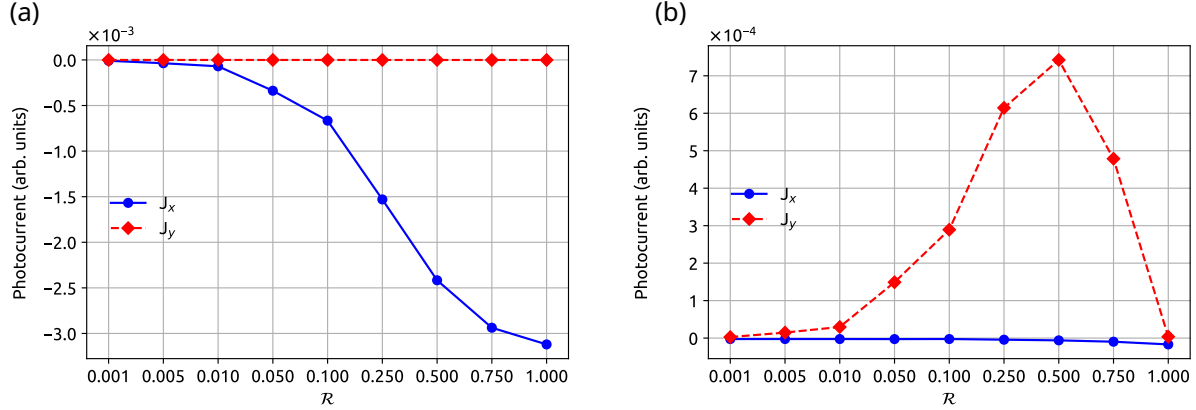


FIG. 2. Variation in photocurrent with the amplitude ratio ( $\mathcal{R}$ ) of the  $2\omega$  pulse with respect to the  $\omega$  pulse for an inversion-symmetric Weyl semimetal in the (a) collinear and (b) orthogonal configurations. Laser parameters are the same as in Fig. 1 with intensity of the  $\omega$  pulse as  $10^{11}$  W/cm<sup>2</sup>.

along the  $y$  direction for  $\theta \neq n\pi$  as reflected in the figure. The photocurrent along the  $y$  direction arises due to the asymmetric waveform in the  $y$  direction [see inset of bottom panel of Fig. 1(b)]. We will discuss later how this photocurrent can be enhanced. Thus the analysis of Fig. 1(c) establishes that the magnitude and direction of the photocurrent is tunable with  $\theta$ .

Figure 1(d) presents the variation in the photocurrent with  $\theta$  for an inversion-broken Weyl semimetal. The collinear configuration results in a finite photocurrent in this case also. This observation, together with the sensitivity of the photocurrent's magnitude for other  $\theta$ , exhibits similar behavior as in the case of the inversion-symmetric Weyl semimetal discussed above. In addition, the trend in the photocurrent is universal in the sense that it does not depend on the inversion symmetry of the material. Thus Figs. 1(c) and (d) establish that the  $\omega - 2\omega$  pulse setup generates a finite photocurrent, which emanates by imprinting asymmetry of laser waveform on the electronic population. The overall magnitude of the photocurrent is tunable with  $\theta$  and critically depends on the material and intensity employed. So far, we have investigated photocurrent generation within the  $\omega - 2\omega$  setup with identical intensity of the laser pulses. At this juncture, it is worth wondering how the photocurrent changes when the intensity ratio of the two pulses varies.

## B. Role of the Intensity Ratio ( $\mathcal{R}$ ) in Photocurrent

To address this pertinent issue, we will consider two cases where the waveform's asymmetry is extremum, i.e.,  $\theta = 0$  (collinear) and  $\pi/2$  (orthogonal) configurations. Moreover, an inversion-symmetric Weyl semimetal is chosen for further discussion from here onward as both inversion-symmetric and inversion-broken Weyl semimetals behave similarly. Figure 2 presents the sensitivity of the photocurrent as a function of the amplitude ratio  $\mathcal{R}$  [see Eq. (2)]. The residual electronic population in the conduction band, after the end of the laser pulse, exhibits asymmetry along  $k_x = 0$  and the asymmetry increase with  $\mathcal{R}$  [see Fig. S1<sup>58</sup>]. Consequently, the photocurrent becomes significant as  $\mathcal{R}$  is increased, as evident from Fig. 2(a). Further, it is notable that the presence of a weaker  $2\omega$  pulse is enough to generate photocurrent of the same order of magnitude. Also, in comparison to  $\mathcal{R} = 1$ , there is an appreciable photocurrent even when the intensity of the  $2\omega$  field is one-tenth of the  $\omega$  field. In general, the generation of the  $2\omega$  pulse from  $\omega$ , say using a beta barium borate crystal, reduces the intensity of the  $2\omega$  pulse drastically in typical experimental setups. Thus the presence of a weaker  $2\omega$  pulse in the  $\omega - 2\omega$  setup in our approach is sufficient for the photocurrent generation to provide flexibility to the experimentalist. Note that the spatial distribution of the residual population resembles the laser waveform as crystal momentum  $\mathbf{k}$  alters to  $\mathbf{k}_t = \mathbf{k} + \mathbf{A}(t)$ . Thus, the laser waveform controls the asymmetry of the residual population and therefore photocurrent.

Analysis of Fig. 1(c) indicates that there is insignificant photocurrent along the  $y$  direction when  $\theta = \pi/2$  for  $\mathcal{R} = 1$ . However, photocurrent along the  $y$  direction can be boosted by an order of magnitude by tuning  $\mathcal{R} = 1$  to 0.5 as reflected from Fig. 2(b). Similar to the collinear configuration, the residual population in the conduction band is fairly symmetric along  $k_x = 0$  for  $\mathcal{R} = 0.1$ . On the other hand, the population is asymmetric along  $k_y = 0$ , which results in photocurrent along the  $y$  direction [see Fig. S2<sup>58</sup>]. Moreover, the orthogonal configuration exhibits the non-monotonic behavior of the photocurrent, which is in contrast to the observation in the collinear configuration. The nonmonotonic behavior can be attributed to the laser-driven nonperturbative electron dynamics in the conduction bands. A further increase in the intensity, by increasing  $\mathcal{R}$ , leads to the sign change of  $[\rho(\mathbf{k}) - \rho(-\mathbf{k})]$ , which results in the reversal of the photocurrent's direction. Our observation about the direction reversal with intensity is consistent with previous reports<sup>20,38,59-61</sup>. The same ob-



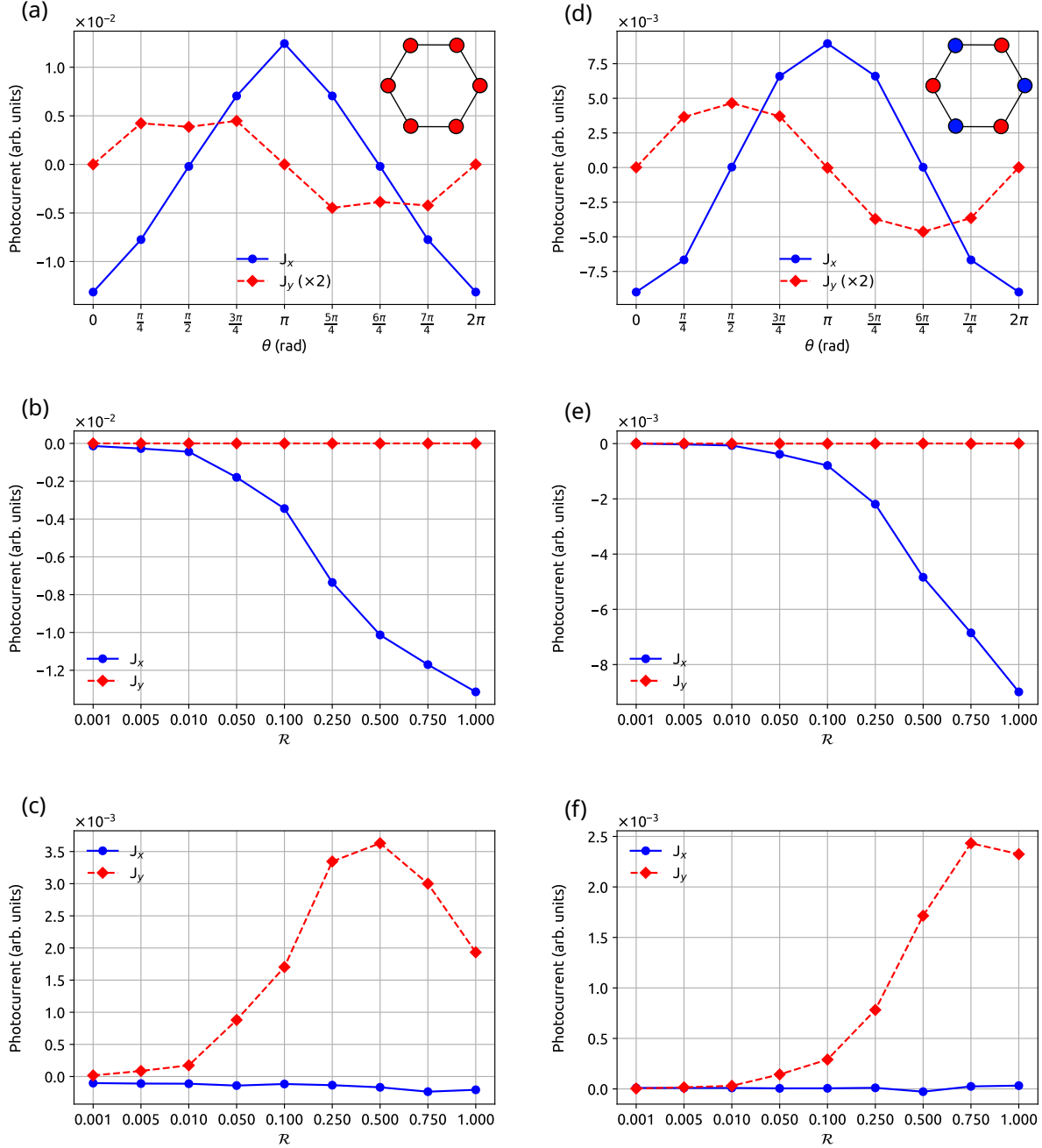


FIG. 3. (a) Sensitivity of the photocurrent in an inversion-symmetric graphene with respect to (a)  $\theta$ , the amplitude ratio ( $\mathcal{R}$ ) in (b) collinear and (c) orthogonal configurations of the  $\omega - 2\omega$  setup. Panels (d), (e), and (f) are the same as (a), (b), and (c) for MoS<sub>2</sub>, respectively. Laser parameters are the same as in Fig. 1 with intensity of the  $\omega$  pulse as  $10^{11}$  W/cm<sup>2</sup>.

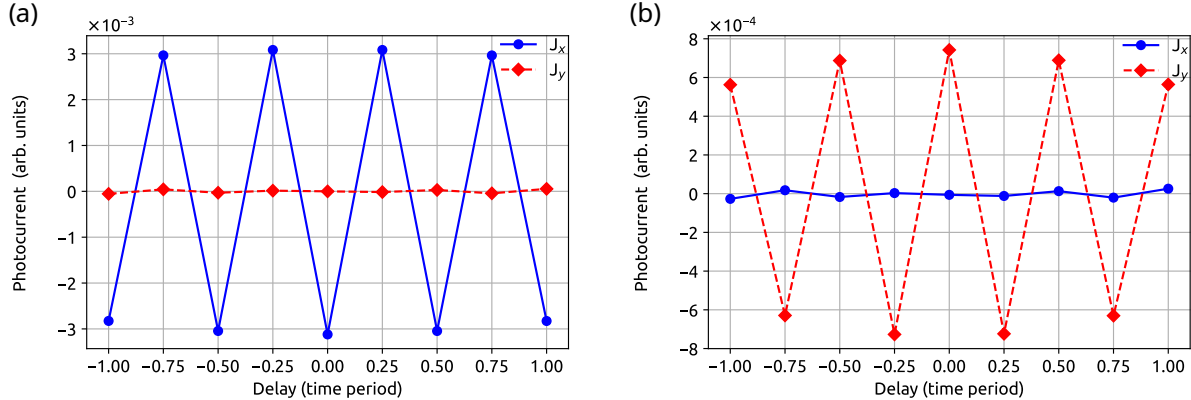


FIG. 4. Effect of the time-delay between of  $\omega$  and  $2\omega$  pulses on the photocurrent in an inversion-symmetric Weyl semimetal. The  $\omega$  and  $2\omega$  pulses are in (a) collinear and (b) orthogonal configurations with  $\mathcal{R} = 1$  and  $0.5$ , respectively. The laser parameters are the same as in Fig. 1.

servations hold true for an inversion-broken Weyl semimetal qualitatively. Thus,  $\mathcal{R}$  adds another knob to tune the photocurrent in Weyl semimetals along with  $\theta$ .

### C. Photocurrent in Two-Dimensional Materials

Until now, we have observed that the photocurrent is insensitive to the symmetries and topology of the Weyl semimetals and exhibits similarities with  $\theta$  and  $\mathcal{R}$  variations. This conclusion raises a crucial question about the universality of our observation. To answer this important question, we transit from three-dimensional topological to two-dimensional trivial materials, namely inversion-symmetric graphene and inversion-broken molybdenum disulfide ( $\text{MoS}_2$ ). These two-dimensional materials have been the center of exploration for photodetection and other optoelectronic applications in recent years<sup>5,8,57,62–64</sup>.

There is a finite photocurrent along the  $x$  direction for graphene in the collinear configuration ( $\theta = 0, \pi$  and  $2\pi$ ) as evident from Fig. 3(a). On the other hand, the photocurrent's magnitude reduces as  $\theta$  changes and reaches a minimum for  $\theta = \pi/2$  and  $3\pi/2$ . A similar trend in the photocurrent with  $\theta$  is visible for  $\text{MoS}_2$  [see Fig. 3(d)]. Interestingly, the photocurrent's magnitude in  $\text{MoS}_2$  is reduced in comparison to graphene, which can be attributed to the finite band gap of  $\text{MoS}_2$ . Overall, other features of the photocurrent along  $x$  and  $y$  directions remain robust with a variation in  $\theta$ .

Sensitivity of the photocurrent with  $\mathcal{R}$  is presented in Figs. 3(b) and 3(e) for graphene

and MoS<sub>2</sub>, respectively. It is noted that the small presence of the  $2\omega$  component in collinear configuration is sufficient to generate photocurrent along the  $x$  direction. On the other hand, the value of  $\mathcal{R}$  crucially depends on the material's nature to maximize the photocurrent along the  $y$  direction in the orthogonal configuration, as evident from Figs. 3(c) and 3(f) for graphene and MoS<sub>2</sub>, respectively. Observations of Figs. 1 - 3 confirm that the photocurrent can be tuned by varying the laser's parameters in the  $\omega - 2\omega$  setup irrespective of the materials and their underlying symmetry, which establishes the universality of our approach.

#### D. Role of Time-Delay between $\omega - 2\omega$ Pulses in Photocurrent

At this juncture, we investigate how the photocurrent can be additionally controlled by introducing a relative time delay between  $\omega$  and  $2\omega$  pulses. So far, we have considered zero delays between the pulses. Figure 4(a) presents the variation in the photocurrent as a function of the delay for an inversion-symmetric Weyl semimetal in a collinear configuration ( $\theta = 0$ ) with  $\mathcal{R} = 1$  at which the photocurrent is maximum [see Fig. 2(a)]. The photocurrent's amplitude along the  $x$  direction can be modulated from negative to positive value by changing the relative delay in units of a quarter of the fundamental ( $\omega$  pulse) time period. The modulation in the photocurrent can be attributed to the change in the asymmetry of the laser waveform caused by the time delay. Figure 4(b) shows a similar control over the photocurrent's amplitude along the  $y$  direction in the orthogonal configuration ( $\theta = \pi/2$ ) with  $\mathcal{R} = 0.5$  at which the photocurrent is maximum [see Fig. 2(b)]. Thus the photocurrent can be modulated by merely introducing the delay, which adds another convenient control knob to tailor photocurrent in materials.

#### E. Role of the Laser's Intensity in Photocurrent

So far, we have limited our discussion on the photocurrent for a fixed intensity of the  $\omega$  pulse. At this point, it is worth knowing how photocurrent scales with the intensity. Figure 5 discusses how the photocurrent scales with the intensity in collinear and orthogonal configurations. The intensity of both  $\omega$  and  $2\omega$  pulses are varied in a fixed ratio, which corresponds to the maximum photocurrent as in Fig. 2. It is evident that the photocurrent becomes appreciable at  $10^{10}$  W/cm<sup>2</sup> and exhibits nonmonotonic behavior in the collinear configuration

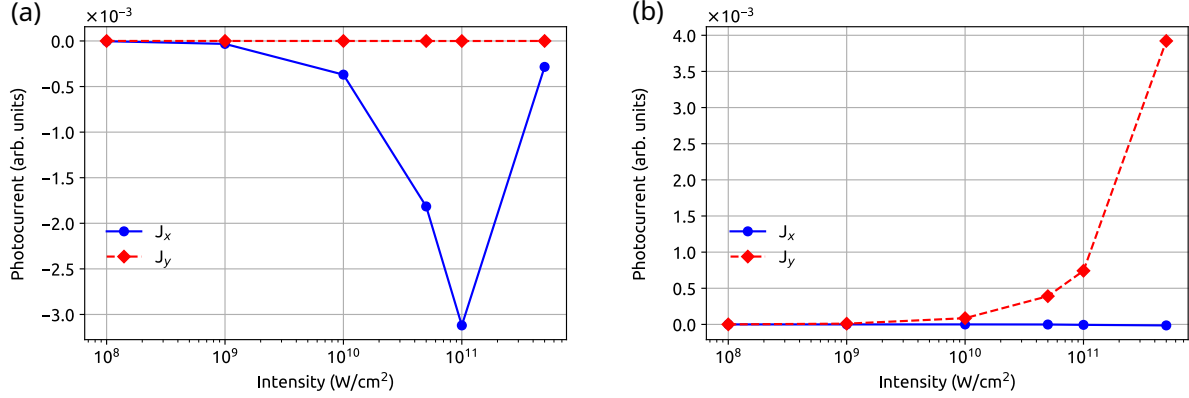


FIG. 5. Scaling of the photocurrent with the intensity of the  $\omega$  and  $2\omega$  pulses in (a) collinear and (b) orthogonal configurations with  $\mathcal{R} = 1$  and 0.5, respectively. The laser parameters are the same as in Fig. 1 for an inversion-symmetric Weyl semimetal.

as shown in Fig. 5(a). The photocurrent peaks at  $10^{11}$  W/cm<sup>2</sup> and starts decreasing with an increase in intensity, which results in the reversal of the photocurrent's direction as discussed above. The asymmetry in the residual electronic population increases along  $k_x$  as the intensity increases, which leads to increase in photocurrent. However, after reaching a maximum, the asymmetry starts reducing as the residual population migrates from positive to negative  $k_x$  region and vice versa, which results in the reduction of the photocurrent's magnitude, and can be understood by analyzing the residual population as shown in Fig. S3<sup>58</sup>. The minimum intensity required to generate photocurrent and its nonmonotonic nature indicate that the generated photocurrent is nonperturbative in nature. This observation is consistent with an earlier report for graphene exposed to a few-cycle phase-stabilized laser pulse<sup>38,59</sup> and Weyl semimetal<sup>20</sup>. In contrast, the orthogonal configuration at the same intensity yields minuscule photocurrent as reflected from Fig. 5(b). Photocurrent in the orthogonal configuration increases monotonically with the laser's intensity studied. The residual population in the conduction band in the orthogonal configuration for different laser's intensity is presented in Fig. S4<sup>58</sup>, which can be analyzed in a similar fashion as discussed above. Note that the maxima and directional reversal of photocurrent will appear at intensity different from Fig. 5, if we choose a different value of  $\mathcal{R}$  for any configuration. Nonetheless, above a threshold intensity, the  $\omega - 2\omega$  field can produce photocurrent which can be optimized by tuning the ratio of amplitude.

## IV. CONCLUSION

In summary, we present a universal method to generate and tailor photocurrent in normal and topological materials, namely graphene, MoS<sub>2</sub> and Weyl semimetals. A pair of linearly polarized pulses comprised of  $\omega - 2\omega$  frequencies can produce a highly asymmetric laser waveform, which steers electrons on an attosecond timescale to generate photocurrent in materials with trivial and nontrivial topology. In this regard, we find that the presence of a comparatively weak  $2\omega$  pulse is sufficient for the photocurrent generation. Interestingly, the generated photocurrent can be tailored by simply varying the laser parameters of the  $\omega - 2\omega$  setup. The photocurrent is found to be sensitive to the variation in the angle between the polarization directions, amplitude ratio, and relative time delay of the two pulses. Even orthogonal linearly polarized pulses drive asymmetric population for a certain amplitude ratio and thus give rise to comparable photocurrent as the collinear pulses. Our proposed method showcases various ways to tailor laser waveform to generate photocurrent for optoelectronic and photodetection applications in a nonmaterial specific manner – thus a universal way.

## ACKNOWLEDGMENT

G. D. acknowledges support from SERB India (Project No. MTR/2021/000138).

---

\* gdixit@phy.iitb.ac.in

<sup>1</sup> Andreas Pusch, Udo Römer, Dimitrie Culcer, and Nicholas J Ekins-Daukes, “Energy conversion efficiency of the bulk photovoltaic effect,” *PRX Energy* **2**, 013006 (2023).

<sup>2</sup> Qiong Ma, Roshan Krishna Kumar, Su-Yang Xu, Frank HL Koppens, and Justin CW Song, “Photocurrent as a multiphysics diagnostic of quantum materials,” *Nature Reviews Physics* **5**, 170–184 (2023).

<sup>3</sup> Jing Liu, Fengnian Xia, Di Xiao, F Javier Garcia de Abajo, and Dong Sun, “Semimetals for high-performance photodetection,” *Nature Materials* **19**, 830–837 (2020).

<sup>4</sup> Nengjie Huo and Gerasimos Konstantatos, “Recent progress and future prospects of 2d-based photodetectors,” *Advanced Materials* **30**, 1801164 (2018).

- <sup>5</sup> FHL Koppens, T Mueller, Ph Avouris, AC Ferrari, MS Vitiello, and M Polini, “Photodetectors based on graphene, other two-dimensional materials and hybrid systems,” *Nature Nanotechnology* **9**, 780–793 (2014).
- <sup>6</sup> Haining Wang, Changjian Zhang, Weimin Chan, Sandip Tiwari, and Farhan Rana, “Ultrafast response of monolayer molybdenum disulfide photodetectors,” *Nature Communications* **6**, 8831 (2015).
- <sup>7</sup> Klaas-Jan Tielrooij, Lukasz Piatkowski, Mathieu Massicotte, Achim Woessner, Qiong Ma, Yongjin Lee, Kevin Scott Myhro, Chun Ning Lau, Pablo Jarillo-Herrero, Niek F van Hulst, *et al.*, “Generation of photovoltage in graphene on a femtosecond timescale through efficient carrier heating,” *Nature Nanotechnology* **10**, 437–443 (2015).
- <sup>8</sup> Hitesh Agarwal, Krystian Nowakowski, A Forrer, A Principi, Riccardo Bertini, Sergi Batlle-Porro, Antoine Reserbat-Plantey, P Prasad, L Vistoli, Kenji Watanabe, *et al.*, “Ultra-broadband photoconductivity in twisted graphene heterostructures with large responsivity,” *Nature Photonics* **17**, 1047–1053 (2023).
- <sup>9</sup> Jiayin Chen, Candong Liu, Zhinan Zeng, and Ruxin Li, “Control of ultrafast photocurrent in twisted bilayer graphene by circularly polarized few-cycle lasers,” *Physical Review B* **105**, 014309 (2022).
- <sup>10</sup> Leonhard Prechtel, Li Song, Dieter Schuh, Pulickel Ajayan, Werner Wegscheider, and Alexander W Holleitner, “Time-resolved ultrafast photocurrents and terahertz generation in freely suspended graphene,” *Nature Communications* **3**, 646 (2012).
- <sup>11</sup> Xuetao Gan, Ren-Jye Shiue, Yuanda Gao, Inanc Meric, Tony F Heinz, Kenneth Shepard, James Hone, Solomon Assefa, and Dirk Englund, “Chip-integrated ultrafast graphene photodetector with high responsivity,” *Nature Photonics* **7**, 883–887 (2013).
- <sup>12</sup> Fengnian Xia, Thomas Mueller, Yu-ming Lin, Alberto Valdes-Garcia, and Phaedon Avouris, “Ultrafast graphene photodetector,” *Nature Nanotechnology* **4**, 839–843 (2009).
- <sup>13</sup> Katsumasa Yoshioka, Taro Wakamura, Masayuki Hashisaka, Kenji Watanabe, Takashi Taniguchi, and Norio Kumada, “Ultrafast intrinsic optical-to-electrical conversion dynamics in a graphene photodetector,” *Nature Photonics* **16**, 718–723 (2022).
- <sup>14</sup> Yuanrong Fang, Yanqi Ge, Cong Wang, and Han Zhang, “Mid-infrared photonics using 2d materials: status and challenges,” *Laser & Photonics Reviews* **14**, 1900098 (2020).

- <sup>15</sup> Fugu Tian, Yufei Jia, Haokun Luo, Hasitha Suriya Arachchige, David Mandrus, Jia Grace Lu, Demetrios N Christodoulides, and Mercedeh Khajavikhan, “Weyl semimetal integrated three-unit polarimeters,” *Optica* **9**, 1115–1120 (2022).
- <sup>16</sup> Jiawei Lai, Junchao Ma, Zipu Fan, Xiaoming Song, Peng Yu, Zheng Liu, Pei Zhang, Yi Shi, Jinluo Cheng, and Dong Sun, “Direct light orbital angular momentum detection in mid-infrared based on the type-ii weyl semimetal tairte4,” *Advanced Materials* **34**, 2201229 (2022).
- <sup>17</sup> Lukas Braun, Gregor Mussler, Andrzej Hruban, Marcin Konczykowski, Thomas Schumann, Martin Wolf, Markus Münzenberg, Luca Perfetti, and Tobias Kampfrath, “Ultrafast photocurrents at the surface of the three-dimensional topological insulator  $\text{Bi}_2\text{Se}_3$ ,” *Nature Communications* **7**, 13259 (2016).
- <sup>18</sup> Qinsheng Wang, Cai-Zhen Li, Shaofeng Ge, Jin-Guang Li, Wei Lu, Jiawei Lai, Xuefeng Liu, Junchao Ma, Da-Peng Yu, Zhi-Min Liao, et al., “Ultrafast broadband photodetectors based on three-dimensional dirac semimetal  $\text{Cd}_3\text{As}_2$ ,” *Nano Letters* **17**, 834–841 (2017).
- <sup>19</sup> Tobias Boolakee, Christian Heide, Antonio Garzón-Ramírez, Heiko B Weber, Ignacio Franco, and Peter Hommelhoff, “Light-field control of real and virtual charge carriers,” *Nature* **605**, 251–255 (2022).
- <sup>20</sup> Amar Bharti and Gopal Dixit, “Tailoring photocurrent in weyl semimetals via intense laser irradiation,” *Physical Review B* **108**, L161113 (2023).
- <sup>21</sup> Yuya Ikeda, Sota Kitamura, and Takahiro Morimoto, “Photocurrent induced by a bicircular light drive in centrosymmetric systems,” *Physical Review Letters* **131**, 096301 (2023).
- <sup>22</sup> Ofer Neufeld, Nicolas Tancogne-Dejean, Umberto De Giovannini, Hannes Hübener, and Angel Rubio, “Light-driven extremely nonlinear bulk photogalvanic currents,” *Physical Review Letters* **127**, 126601 (2021).
- <sup>23</sup> R Ikeda, H Watanabe, JH Moon, MH Jung, K Takasan, and S Kimura, “Light-field-driven non-ohmic current and keldysh crossover in a weyl semimetal,” arXiv preprint arXiv:2306.08876 (2023).
- <sup>24</sup> Dominik Hamara, Gunnar F Lange, Farhan Nur Kholid, Anastasios Markou, Claudia Felser, Robert-Jan Slager, and Chiara Ciccarelli, “Ultrafast helicity-dependent photocurrents in weyl magnet  $\text{Mn}_3\text{Sn}$ ,” *Communications Physics* **6**, 320 (2023).
- <sup>25</sup> Liang Luo, Di Cheng, Boqun Song, Lin-Lin Wang, Chirag Vaswani, PM Lozano, G Gu, Chuankun Huang, Richard HJ Kim, Zhaoyu Liu, et al., “A light-induced phononic symme-

- try switch and giant dissipationless topological photocurrent in zrte5,” *Nature Materials* **20**, 329–334 (2021).
- <sup>26</sup> Dylan Rees, Kaustuv Manna, Baozhu Lu, Takahiro Morimoto, Horst Borrmann, Claudia Felser, JE Moore, Darius H Torchinsky, and J Orenstein, “Helicity-dependent photocurrents in the chiral weyl semimetal rhsi,” *Science Advances* **6**, eaba0509 (2020).
- <sup>27</sup> Qinsheng Wang, Jingchuan Zheng, Yuan He, Jin Cao, Xin Liu, Maoyuan Wang, Junchao Ma, Jiawei Lai, Hong Lu, Shuang Jia, et al., “Robust edge photocurrent response on layered type ii weyl semimetal wte2,” *Nature Communications* **10**, 5736 (2019).
- <sup>28</sup> Ching-Kit Chan, Netanel H Lindner, Gil Refael, and Patrick A Lee, “Photocurrents in weyl semimetals,” *Physical Review B* **95**, 041104 (2017).
- <sup>29</sup> Y Gao, S Kaushik, EJ Philip, Z Li, Y Qin, YP Liu, WL Zhang, YL Su, X Chen, H Weng, et al., “Chiral terahertz wave emission from the weyl semimetal taas,” *Nature Communications* **11**, 720 (2020).
- <sup>30</sup> Gavin B Osterhoudt, Laura K Diebel, Mason J Gray, Xu Yang, John Stanco, Xiangwei Huang, Bing Shen, Ni Ni, Philip JW Moll, Ying Ran, et al., “Colossal mid-infrared bulk photovoltaic effect in a type-i weyl semimetal,” *Nature Materials* **18**, 471–475 (2019).
- <sup>31</sup> Takahiro Morimoto and Naoto Nagaosa, “Topological nature of nonlinear optical effects in solids,” *Science Advances* **2**, e1501524 (2016).
- <sup>32</sup> Amar Bharti, Misha Ivanov, and Gopal Dixit, “How massless are weyl fermions in weyl semimetals,” *Physical Review B* **108**, L020305 (2023).
- <sup>33</sup> JW McIver, David Hsieh, Hadar Steinberg, Pablo Jarillo-Herrero, and Nuh Gedik, “Control over topological insulator photocurrents with light polarization,” *Nature Nanotechnology* **7**, 96–100 (2012).
- <sup>34</sup> Qiong Ma, Su-Yang Xu, Ching-Kit Chan, Cheng-Long Zhang, Guoqing Chang, Yuxuan Lin, Weiwei Xie, Tomás Palacios, Hsin Lin, Shuang Jia, et al., “Direct optical detection of weyl fermion chirality in a topological semimetal,” *Nature Physics* **13**, 842–847 (2017).
- <sup>35</sup> Amar Bharti, MS Mrudul, and Gopal Dixit, “High-harmonic spectroscopy of light-driven nonlinear anisotropic anomalous hall effect in a weyl semimetal,” *Physical Review B* **105**, 155140 (2022).
- <sup>36</sup> Amar Bharti and Gopal Dixit, “Role of topological charges in the nonlinear optical response from weyl semimetals,” *Physical Review B* **107**, 224308 (2023).



- <sup>37</sup> Chris P Weber, “Ultrafast investigation and control of dirac and weyl semimetals,” *Journal of Applied Physics* **129**, 070901 (2021).
- <sup>38</sup> Takuya Higuchi, Christian Heide, Konrad Ullmann, Heiko B Weber, and Peter Hommelhoff, “Light-field-driven currents in graphene,” *Nature* **550**, 224–228 (2017).
- <sup>39</sup> Christian Heide, Tobias Boolakee, Takuya Higuchi, and Peter Hommelhoff, “Sub-cycle temporal evolution of light-induced electron dynamics in hexagonal 2d materials,” *Journal of Physics: Photonics* **2**, 024004 (2020).
- <sup>40</sup> QZ Li, P Elliott, John Kay Dewhurst, S Sharma, and S Shallcross, “Ab initio study of ultrafast charge dynamics in graphene,” *Physical Review B* **103**, L081102 (2021).
- <sup>41</sup> Christian Heide, Takuya Higuchi, Heiko B Weber, and Peter Hommelhoff, “Coherent electron trajectory control in graphene,” *Physical Review Letters* **121**, 207401 (2018).
- <sup>42</sup> Sangeeta Sharma, Peter Elliott, and Samuel Shallcross, “Thz induced giant spin and valley currents,” *Science Advances* **9**, eadf3673 (2023).
- <sup>43</sup> Christian Heide, Timo Eckstein, Tobias Boolakee, Constanze Gerner, Heiko B Weber, Ignacio Franco, and Peter Hommelhoff, “Electronic coherence and coherent dephasing in the optical control of electrons in graphene,” *Nano Letters* **21**, 9403–9409 (2021).
- <sup>44</sup> G Vampa, TJ Hammond, N Thiré, BE Schmidt, F Légaré, CR McDonald, T Brabec, and PB Corkum, “Linking high harmonics from gases and solids,” *Nature* **522**, 462–464 (2015).
- <sup>45</sup> Xi Liu, Dongdong Liu, Yan Sun, Yujie Li, and Cui Zhang, “Valley-selective high harmonic generation and polarization induced by an orthogonal two-color laser field,” *Photonics* **10**, 1126 (2023).
- <sup>46</sup> MS Mrudul, Álvaro Jiménez-Galán, Misha Ivanov, and Gopal Dixit, “Light-induced valleytronics in pristine graphene,” *Optica* **8**, 422–427 (2021).
- <sup>47</sup> Francisco Navarrete and Uwe Thumm, “Two-color-driven enhanced high-order harmonic generation in solids,” *Physical Review A* **102**, 063123 (2020).
- <sup>48</sup> Navdeep Rana, MS Mrudul, and Gopal Dixit, “Generation of circularly polarized high harmonics with identical helicity in two-dimensional materials,” *Physical Review Applied* **18**, 064049 (2022).
- <sup>49</sup> Tran Trung Luu and Hans Jakob Wörner, “Observing broken inversion symmetry in solids using two-color high-order harmonic spectroscopy,” *Physical Review A* **98**, 041802 (2018).

- <sup>50</sup> Hamlet K Avetissian, Garnik F Mkrtchian, and Andreas Knorr, “Efficient high-harmonic generation in graphene with two-color laser field at orthogonal polarization,” *Physical Review B* **105**, 195405 (2022).
- <sup>51</sup> Eleftherios Goulielmakis and Thomas Brabec, “High harmonic generation in condensed matter,” *Nature Photonics* **16**, 411–421 (2022).
- <sup>52</sup> Shambhu Ghimire and David A Reis, “High-harmonic generation from solids,” *Nature physics* **15**, 10–16 (2019).
- <sup>53</sup> MS Mrudul and Gopal Dixit, “High-harmonic generation from monolayer and bilayer graphene,” *Physical Review B* **103**, 094308 (2021).
- <sup>54</sup> Navdeep Rana, MS Mrudul, Daniil Kartashov, Misha Ivanov, and Gopal Dixit, “High-harmonic spectroscopy of coherent lattice dynamics in graphene,” *Physical Review B* **106**, 064303 (2022).
- <sup>55</sup> Hadas Soifer, Alexandre Gauthier, Alexander F Kemper, Costel R Rotundu, S-L Yang, Hongyu Xiong, Donghui Lu, Makoto Hashimoto, Patrick S Kirchmann, Jonathan A Sobota, *et al.*, “Band-resolved imaging of photocurrent in a topological insulator,” *Physical Review Letters* **122**, 167401 (2019).
- <sup>56</sup> Banasree Sadhukhan and Tanay Nag, “Role of time reversal symmetry and tilting in circular photogalvanic responses,” *Physical Review B* **103**, 144308 (2021).
- <sup>57</sup> Navdeep Rana and Gopal Dixit, “All-optical ultrafast valley switching in two-dimensional materials,” *Physical Review Applied* **19**, 034056 (2023).
- <sup>58</sup> See Supplemental Material at <http://link.aps.org/supplemental/> for the residual electronic population in the conduction band after the laser pulse in momentum space under different laser scenarios.
- <sup>59</sup> Xiaoxue Zhang, Erheng Wu, Henglei Du, Huicheng Guo, and Chengpu Liu, “Bidirectional residual current in monolayer graphene under few-cycle laser irradiation,” *Optics Express* **30**, 37863–37873 (2022).
- <sup>60</sup> Georg Wachter, Shunsuke A Sato, Isabella Floss, Christoph Lemell, Xiao-Min Tong, Kazuhiro Yabana, and Joachim Burgdörfer, “Controlling ultrafast currents by the nonlinear photogalvanic effect,” *New Journal of Physics* **17**, 123026 (2015).
- <sup>61</sup> Michael S Wismer, Stanislav Yu Kruchinin, Marcelo Ciappina, Mark I Stockman, and Vladislav S Yakovlev, “Strong-field resonant dynamics in semiconductors,” *Physical Review Letters* **116**, 197401 (2016).

- <sup>62</sup> MS Mrudul and Gopal Dixit, “Controlling valley-polarisation in graphene via tailored light pulses,” *Journal of Physics B* **54**, 224001 (2021).
- <sup>63</sup> Kin Fai Mak and Jie Shan, “Photonics and optoelectronics of 2d semiconductor transition metal dichalcogenides,” *Nature Photonics* **10**, 216–226 (2016).
- <sup>64</sup> Fabio Bussolotti, Hiroyo Kawai, Zi En Ooi, Vijila Chellappan, Dickson Thian, Ai Lin Christina Pang, and Kuan Eng Johnson Goh, “Roadmap on finding chiral valleys: screening 2d materials for valleytronics,” *Nano Futures* **2**, 032001 (2018).