

An SDP-based Branch-and-Cut Algorithm for Biclustering

Antonio M. Sudoso

*Department of Computer, Control and Management Engineering “Antonio Ruberti”,
Sapienza University of Rome, Via Ariosto 25, 00185, Italy*

Abstract

Biclustering, also called co-clustering, block clustering, or two-way clustering, involves the simultaneous clustering of both the rows and columns of a data matrix into distinct groups, such that the rows and columns within a group display similar patterns. As a model problem for biclustering, we consider the k -densest-disjoint biclique problem, whose goal is to identify k disjoint complete bipartite subgraphs (called bicliques) of a given weighted complete bipartite graph such that the sum of their densities is maximized. To address this problem, we present a tailored branch-and-cut algorithm. For the upper bound routine, we consider a semidefinite programming relaxation and propose valid inequalities to strengthen the bound. We solve this relaxation in a cutting-plane fashion using a first-order method. For the lower bound, we design a maximum weight matching rounding procedure that exploits the solution of the relaxation solved at each node. Computational results on both synthetic and real-world instances show that the proposed algorithm can solve instances approximately 20 times larger than those handled by general-purpose solvers.

Keywords: Biclustering, Semidefinite programming, Branch-and-cut, Global optimization

1. Introduction

Cluster analysis is a fundamental task in data science, optimization, and computer science. Its goal is to partition a set of entities into so-called clusters such that entities within each cluster are more similar to each other than to those in other clusters. In many applications, there is often a need to cluster the entries of the data matrix into different groups such that the rows (samples) and columns (features) within a group exhibit similar patterns. This task is recognized in the literature by various names, including biclustering, block clustering, co-clustering, two-way clustering, or two-mode clustering (Busygin et al., 2008). The term *biclustering* was initially introduced by Mirkin (1996) and notably employed by Cheng & Church (2000) in the analysis of gene expression data, playing a significant role in popularizing biclustering techniques. However, the roots of biclustering can be traced back to the work of Hartigan (1972).

Email address: antoniomaria.sudoso@uniroma1.it (Antonio M. Sudoso)

In contrast to one-way clustering methods (e.g., hierarchical or k -means clustering), which can only locate global patterns, biclustering can also discover local patterns. Traditional clustering applied to the rows (samples) of the data matrix considers all available columns (features). On the other hand, biclustering involves clustering rows into different groups based on various subsets of columns. This approach allows the identification of subsets of samples exhibiting similar behavior across a specific set of features, and vice versa (Madeira & Oliveira, 2004). This versatility makes biclustering particularly well-suited for applications such as market segmentation, gene expression analysis, and document clustering. For instance, biclustering can be employed to identify specific subregions within 2D gene expression data, where rows represent genes and columns represent either tissue samples or experimental conditions (Cheng & Church, 2000). In document clustering, the objective is to identify patterns within the content of documents that may not be apparent through traditional clustering methods. This involves clustering both documents and terms simultaneously, revealing relationships between certain topics and terms across a subset of documents (Dhillon, 2001). In market segmentation, the focus is on detecting subgroups of customers with similar preferences toward corresponding subgroups of products (Hofmann & Puzicha, 1999). For an extensive overview of biclustering applications, one can refer to the survey conducted by Busygin et al. (2008) and Fan et al. (2010a).

Over the years, a large number of biclustering methods have been proposed, each one characterized by different attributes, such as computational complexity, interpretability, and optimization criterion. Comprehensive reviews of these methods can be found in (Madeira & Oliveira, 2004) and (Padilha & Campello, 2017). Although biclustering methods differ considerably, they can be classified into different groups based on the clustering structure they are able to reveal. Figure 1 shows three types of bicluster structures. Specifically, when biclustering algorithms assume the existence of several blocks in the data matrix, the following structures can be obtained: (i) overlapping biclusters, (ii) non-overlapping biclusters with checkerboard structure, and (iii) exclusive rows and columns biclusters with block-diagonal structure. In this work, we aim to identify biclusters where a row and a column can only belong to a single bicluster, resulting in exclusive row and column biclusters. This approach ensures straightforward interpretation and visualization. Specifically, rearranging the rows and columns of the data matrix reveals the biclusters on the diagonal, a pattern that naturally emerges in various applications (Busygin et al., 2008). For instance, in gene expression analysis, block-diagonal biclusters simplify the categorization of genes into different groups associated with diverse types of cancer tissues. Similarly, in text mining, block-diagonal biclusters aid in grouping documents into distinct clusters based on unique sets of terms (Dhillon, 2001).




Figure 1: Different types of bicluster structures (after row and column reordering): (a) Overlapping biclusters, (b) non-overlapping biclusters with checkerboard structure, and (c) exclusive rows and columns biclusters with block-diagonal structure. The algorithm proposed in this paper identifies bicluster structures of type (c).

2. Related Work

Biclustering is closely connected to mathematical optimization and graph theory. The complexity of finding an optimal biclustering depends on the measure of fitness of a proposed partition. The most interesting models for biclustering are posed as an intractable combinatorial optimization problem (Ding et al., 2006; Fan & Pardalos, 2012; Ames, 2014). However, owing to its practical importance, several heuristic methods using local search strategies have been developed. For instance, a popular approach is to search for one bicluster at a time by iteratively assigning rows to a bicluster based on the columns, and vice versa (Bergmann et al., 2003; Shabalin et al., 2009).

Among the techniques available in the literature, the bipartite spectral graph partition approach and its variations have gained notable recognition (Dhillon, 2001; Kluger et al., 2003; Song et al., 2021). Biclustering is related to bipartite graph partitioning, which depicts the relations between samples and features as a bipartite graph and translates the biclustering task as bipartite graph partitioning problem (Dhillon, 2001; Zha et al., 2001; Rege et al., 2008; Fan et al., 2010b; Huang et al., 2020). From a graph-theoretical perspective, the data matrix can be viewed as a weighted complete bipartite graph, where the vertex set of one partition is the set of rows (samples) and the vertex set of the other partition is the set of columns (features). A weight incident on a row-column pair reflects the affinity between the corresponding sample and feature. Therefore, the biclustering problem involves finding specific types of complete bipartite subgraphs called *bicliques* (Ames, 2014). A biclique in a bipartite graph corresponds to a dense region in the associated matrix, thereby representing a bicluster. Many biclique extraction algorithms aim to identify the maximum biclique, which is the largest biclique within a given graph. In contrast to the widely studied maximum clique problem (Wu & Hao, 2015; Hosseinian et al., 2020), the maximum biclique problem on bipartite graphs has two distinct variants: the maximum vertex biclique problem and the maximum edge biclique problem (Pandey et al., 2020). The maximum vertex biclique problem involves identifying a biclique with the highest number of vertices, and it can be efficiently solved in polynomial time (Garey & Johnson, 1979). On the other hand, the maximum edge biclique problem

entails finding a biclique with the maximum number of edges and is proven to be NP-complete (Peeters, 2003).

The combinatorial nature of biclustering makes it computationally challenging, imposing severe restrictions on the practical use of global optimization approaches. To address such complexity, different mathematical programming formulations and convex relaxations have been proposed in the literature. In (Fan et al., 2010b), biclustering is studied via a mathematical optimization perspective, showing its connection with bipartite graphs and discrete optimization models. Fan & Pardalos (2010) propose a binary quadratic programming problem and three equivalent binary linear programming reformulations for some graph partitioning problems, including the bipartite one. Fan & Pardalos (2012) propose binary integer programming models to address the ratio cut (Hagen & Kahng, 1992) and normalized cut (Shi & Malik, 2000) variants of the graph partitioning problem which are both NP-hard to solve. To overcome the computational complexity, they derive semidefinite programming (SDP) relaxations for both cuts. The authors extend these methods to bipartite graph partitioning models, specifically incorporating ratio cut and normalized cut measures. Moreover, they formulate the models as quadratically constrained programs to obtain globally optimal solutions. Computational results show that their exact method requires a significant amount of time to reach the optimal solution, as evidenced by experiments on graphs with 10 vertices. As a model problem for biclustering, Ames (2014) focuses on partitioning a bipartite graph into dense disjoint subgraphs. This gives rise to the so-called *k-densest-disjoint biclique* (*k*-DDB) problem which is NP-hard. Here, the objective is to identify *k* disjoint bipartite complete subgraphs of the input graph such that the sum of their densities is maximized. To address the *k*-DDB problem, a rank-constrained formulation is proposed and then a relaxation technique is applied, transforming it into an SDP program through matrix lifting. This relaxation approach is similar to that employed for traditional clustering problems, such as the graph partitioning problem (Wolkowicz & Zhao, 1999; Sotirov, 2014) and those proposed in recent papers focusing on the minimum sum-of-squares clustering problem (Piccialli et al., 2022b,a; Piccialli & Sudoso, 2023). Ames shows that for certain instances, the globally optimal biclustering can be obtained from the optimal solution of the SDP relaxation. Specifically, the relaxation is tight when the edge weights in the input graph are concentrated on a set of disjoint bipartite subgraphs.

Although exact approaches are only applicable to small-scale instances, global optimization holds significance in bicluster analysis for two reasons. First, it helps to improve the accuracy of the results by ensuring that the biclusters found are truly representative of the patterns in the data. This is especially important when dealing with real-world applications, where local optimization techniques may not be sufficient to find the best biclusters. Second, a well-defined global optimization solver can be used to fine-tune existing heuristic approaches, identifying potential pitfalls, and thereby helping to develop novel approximate methods.

As a model problem for biclustering, we address the *k*-DDB problem and propose a global optimization algorithm based on the branch-and-cut technique. This tailored approach leads to a

considerable increase of the problem size that can be solved, showing the solver’s suitability for practical applications. The main contributions of the paper can be summarized as follows:

- We propose a non-convex quadratically constrained quadratic programming (QCQP) formulation for the k -DDB problem. For small graphs, we show that this formulation can be solved using general-purpose global optimization solvers, such as Gurobi. To address larger graphs, instead, a tailored approach is needed.
- We design an SDP-based branch-and-cut algorithm for solving large-scale k -DDB instances to global optimality. For the upper bound routine we employ the SDP relaxation proposed by Ames (2014) and strengthen it by adding valid inequalities. We use a first-order method to efficiently solve the resulting SDP relaxation in a cutting-plane fashion. For the lower bound computation, we find feasible bicliques by designing a maximum weighted matching heuristic that exploits the solution of the SDP relaxation. Finally, we propose a tailored branching strategy where the subproblems can be reformulated as SDPs over lower dimensional positive semidefinite cones.
- Extensive numerical experiments conducted on both synthetic and real-world instances demonstrate that the proposed algorithm can handle graphs with a number of nodes approximately 20 times larger than those addressed by general-purpose solvers. To promote reproducibility and facilitate further research in the field, the source code of the solver and the datasets used in the experiments are publicly available at <https://github.com/antoniosudoso/bicl-sdp>.

The remainder of the paper is organized as follows. Section 3 introduces key concepts from graph theory and illustrates the relationship between biclustering and the k -DDB problem. Section 4 outlines the components of the proposed branch-and-cut method. In particular, Section 4.1 reviews the SDP relaxation and highlights its properties. Section 4.2 presents a class of valid inequalities and the associated cutting-plane algorithm. Section 4.3 describes the upper bound computation using a first-order SDP solver and proves the validity of the obtained bounds. Section 4.5 illustrates a branching strategy for reducing the size of child nodes. Section 4.4 introduces the rounding heuristic. Section 5 describes the implementation details and showcases computational results on both artificial and real-world instances. Finally, Section 6 concludes the paper by discussing future research directions.

Notation

Throughout the paper, \mathbb{S}^n denotes the space of $n \times n$ real symmetric matrices, \mathbb{R}^n is the space of n -dimensional real vectors and $\mathbb{R}^{m \times n}$ is the space of $m \times n$ real matrices. We denote by $X \succeq 0$ a matrix X that is positive semidefinite and by \mathbb{S}_+^n be the set of positive semidefinite matrices of size

$n \times n$. We denote by 0_n and 1_n the n -dimensional vectors of all zeros and of all ones, respectively. We omit the subscript in case the dimension is clear from the context. Given $x \in \mathbb{R}^n$, $\text{Diag}(x)$ is the $n \times n$ diagonal matrix with x on its diagonal, whereas given $X \in \mathbb{R}^{n \times n}$, $\text{diag}(X)$ is the vector with the diagonal elements of X . We denote by $\langle \cdot, \cdot \rangle$ the trace inner product. That is, for any $A, B \in \mathbb{R}^{m \times n}$, we define $\langle A, B \rangle := \text{tr}(B^\top A)$. Finally, given $A \in \mathbb{R}^{n \times n}$ we denote the set of its eigenvalues by $\lambda(A)$.

3. Definitions and problem formulation

As mentioned above, data for biclustering is usually stored in a rectangular matrix with n rows and m columns. Let $A \in \mathbb{R}^{n \times m}$ represent such a matrix, where the rows are indexed by the set $S = \{1, \dots, n\}$ and the columns by the set $F = \{1, \dots, m\}$. Here, the entry A_{ij} represents the relationship between row i and column j . The definition of biclustering can be formalized as follows (Madeira & Oliveira, 2004; Busygin et al., 2008).

Definition 3.1. *Given a data matrix $A \in \mathbb{R}^{n \times m}$, a biclustering of A into $k \in \{2, \dots, \min\{n, m\}\}$ biclusters is a collection of row and column subsets $B = \{(S_1, F_1), \dots, (S_k, F_k)\}$ that satisfies specific characteristics of homogeneity and*

(i) *the collection $\{S_1, \dots, S_k\}$ forms a partition of the set of rows, i.e.,*

$$S_j \subseteq S : S_j \neq \emptyset, S_1 \cup \dots \cup S_k = S, S_j \cap S_{j'} = \emptyset \quad \forall j, j' \in \{1, \dots, k\}, j \neq j';$$

(ii) *the collection $\{F_1, \dots, F_k\}$ forms a partition of the set of columns, i.e.,*

$$F_j \subseteq F : F_j \neq \emptyset, F_1 \cup \dots \cup F_k = F, F_j \cap F_{j'} = \emptyset \quad \forall j, j' \in \{1, \dots, k\}, j \neq j'.$$

Therefore, a bicluster corresponds to a submatrix of the data matrix A . If k is known, biclustering can be formulated as an optimization problem of the form $\max\{f(B) : B \in \mathcal{P}(A, k)\}$, where $\mathcal{P}(A, k)$ is the set of all the collections of size k containing row and column subsets of A , and the objective function $f : \mathcal{P}(A, k) \rightarrow \mathbb{R}$ is the merit function that define the type of homogeneity between rows and columns that we seek in each bicluster. Following the related literature, we cast this task as a partitioning problem on a bipartite graph. Before discussing the mathematical programming formulation, we define some concepts used in graph theory.

Definition 3.2. *Given a bipartite graph $G = ((U \cup V), E)$, a pair of disjoint independent subsets $U' \subseteq U$, $V' \subseteq V$ is a biclique of G if the subgraph of G induced by $(U' \cup V')$, denoted by $B' = G[(U' \cup V')]$, is complete bipartite. That is, B' is a bipartite graph such that $(u, v) \in E$ for all $u \in U'$, $v \in V'$.*

Let $K_{n,m} = ((U \cup V), E)$ denote a weighted complete bipartite graph, where the vertex sets are defined as $U = \{u_1, \dots, u_n\}$ and $V = \{v_1, \dots, v_m\}$. Here, the vertex $u_i \in U$ corresponds to the

i -th row of A and the vertex $v_j \in V$ corresponds to the j -th column of A . Let $w : U \times V \rightarrow \mathbb{R}$ be a weight function. There is an edge $(u_i, v_j) \in E$ with weight $w(u_i, v_j) = A_{ij}$ between each pair of vertices $u_i \in U$ and $v_j \in V$. Any biclique $(U' \cup V')$ of $K_{n,m}$ represents a *row cluster* $U' \subseteq U$ and a *column cluster* $V' \subseteq V$. Given $k \in \{2, \dots, \min\{|U|, |V|\}\}$, the k -DDB problem aims to identify a set of k disjoint bicliques $\{(U_1 \cup V_1), \dots, (U_k \cup V_k)\}$ of $K_{n,m}$ such that the sum of the densities of the complete subgraphs induced by these bicliques is maximized (Ames, 2014). Given the correspondence between biclustering and complete bipartite graphs, throughout the rest of the paper, we will use the terms “biclusters” and “biclique” interchangeably. The definition of density of a graph is given below.

Definition 3.3. *Given a weighted complete bipartite graph $K_{n,m} = ((U \cup V), E)$, the density of a subgraph $H = ((U' \cup V'), E')$ of $K_{n,m}$, denoted by d_H , is defined as the total edge weight incident at each vertex divided by the square root of the number of edges, i.e.,*

$$d_H = \frac{1}{\sqrt{|U'| |V'|}} \sum_{u \in U', v \in V'} w(u, v).$$

The k -DDB problem can be formulated as a discrete optimization problem (Ames, 2014). To this end, we consider the partition matrix $X_U \in \{0, 1\}^{n \times k}$ where the i -th row represents the cluster assignment for $u_i \in U$ and the j -th column is the characteristic vector of U_j , i.e., $(X_U)_{ij} = 1$ if $u_i \in U_j$ and 0 otherwise. Similarly, we consider the partition matrix $X_V \in \{0, 1\}^{m \times k}$ where the i -th row represents the cluster assignment for $v_i \in V$ and the j -th column is the characteristic vector of V_j , i.e., $(X_V)_{ij} = 1$ if $v_i \in V_j$ and 0 otherwise. Given a set of k disjoint bicliques $\{(U_1 \cup V_1), \dots, (U_k \cup V_k)\}$, where $B_j = K_{n,m}[(U_j \cup V_j)]$ represents the complete subgraph of $K_{n,m}$ induced by the biclique $(U_j \cup V_j)$ for $j \in \{1, \dots, k\}$, the sum of their densities can be rewritten as

$$\sum_{j=1}^k d_{B_j} = \sum_{j=1}^k \frac{\sum_{u \in U_j, v \in V_j} w(u, v)}{\sqrt{|U_j| |V_j|}} = \sum_{j=1}^k \frac{(X_U^\top A X_V)_{jj}}{\sqrt{|U_j| |V_j|}}.$$

The resulting problem can be formulated as

$$\max \quad \text{tr} \left((X_U^\top X_U)^{-\frac{1}{2}} X_U^\top A X_V (X_V^\top X_V)^{-\frac{1}{2}} \right) \quad (1a)$$

$$\text{s. t.} \quad X_U \mathbf{1}_k = \mathbf{1}_n, \quad X_V \mathbf{1}_k = \mathbf{1}_m, \quad (1b)$$

$$X_U \in \{0, 1\}^{n \times k}, \quad X_V \in \{0, 1\}^{m \times k}. \quad (1c)$$

Problem (1) is a quadratic fractional program with binary variables and linear constraints. The resulting partition matrices X_U and X_V are nonoverlapping and exclusive since constraints (1b) ensure that each object in U and V is assigned to exactly one row-cluster and column-cluster, respectively. We now rewrite problem (1) as a non-convex quadratically constrained quadratic

program (QCQP). Problem (1) can be reformulated by replacing the partition matrices X_U and X_V with the normalized partition matrices Y_U and Y_V as follows

$$\max \quad \text{tr}(Y_U^\top A Y_V) \quad (2a)$$

$$\text{s. t.} \quad Y_U^\top Y_U = I_k, \quad Y_V^\top Y_V = I_k, \quad (2b)$$

$$Y_U Y_U^\top \mathbf{1}_n = \mathbf{1}_n, \quad Y_V Y_V^\top \mathbf{1}_m = \mathbf{1}_m, \quad (2c)$$

$$Y_U \geq 0_{n \times k}, \quad Y_V \geq 0_{m \times k}. \quad (2d)$$

Proposition 3.4. *Problems (1) and (2) are equivalent.*

Proof. We show that from any feasible solution of Problem (1) we can construct a feasible solution of Problem (2) with the same objective value and vice versa. Let X_U and X_V be feasible Problem (1). Denote by $P_U = (X_U^\top X_U)^{-\frac{1}{2}} = \text{Diag}(1/\sqrt{|U_1|}, \dots, 1/\sqrt{|U_k|})$ and $P_V = (X_V^\top X_V)^{-\frac{1}{2}} = \text{Diag}(1/\sqrt{|V_1|}, \dots, 1/\sqrt{|V_k|})$ the $k \times k$ matrices having on the diagonal the reciprocal of the square root of the sizes of U and V partitions, respectively. Thus, $Y_U = X_U P_U$ and $Y_V = X_V P_V$ represent the normalized partition matrices. One can easily verify that constraints (2b), (2c), (2d) hold by construction, and the objective function values coincide. To prove the other direction, let Y_U and Y_V be feasible for problem (2). Constraints (2b) imply that Y_U and Y_V are matrices with orthonormal columns. Using that $Y_U \geq 0$ entry wise, we obtain that $(Y_U)_{ij} \neq 0$ implies that $(Y_U)_{ih} = 0$ for all $h \neq j$, so Y_U has exactly one nonnegative entry per row. Similarly, using $Y_V \geq 0$ entry wise, we obtain that $(Y_V)_{ij} \neq 0$ implies that $(Y_V)_{ih} = 0$ for all $h \neq j$. The constraint $Y_U Y_U^\top \mathbf{1}_n = \mathbf{1}_n$ implies that the vector $\mathbf{1}_n$ belongs to the span of the columns of Y_U . Therefore if $(Y_U)_{ij} \neq 0$ and $(Y_U)_{hj} \neq 0$ then $(Y_U)_{ij} = (Y_U)_{hj}$. Similarly, the constraint $Y_V Y_V^\top \mathbf{1}_m = \mathbf{1}_m$, implies that the vector $\mathbf{1}_m$ belongs to the span of the columns of Y_V . Hence, constraints (2b), (2c), (2d) ensure that the columns of Y_U and Y_V can only assume two values: $(Y_U)_{ij} \in \{0, |U_j|^{-\frac{1}{2}}\}$ and $(Y_V)_{ij} \in \{0, |V_j|^{-\frac{1}{2}}\}$. Therefore, from Y_U is always possible to construct a solution X_U where $(X_U)_{ij} = 1$ if $(Y_U)_{ij} > 0$ and 0 otherwise; and from Y_V a solution X_V where $(X_V)_{ij} = 1$ if $(Y_V)_{ij} > 0$ and 0 otherwise. These matrices are feasible for (1) and achieve the same objective value of Problem (2). \square

Note that, while Problem (1) is a discrete optimization problem with non-convex objective function and linear constraints, Problem (2) is a continuous formulation with both non-convex objective function and constraints. However, the latter exhibits a hidden discrete nature since combinatorial constraints are directly imposed on the continuous decision variables. Problem (2) can be rewritten as a QCQP in standard form. To this end, we rewrite the decision variables as $y_U = \text{vec}(Y_U) \in \mathbb{R}^{nk}$ and $y_V = \text{vec}(Y_V) \in \mathbb{R}^{mk}$, where the $\text{vec}(\cdot)$ operator transforms a matrix into a column vector by vertically stacking the columns of that matrix. Moreover, denote by e_i the i -th

unit vector of appropriate size. The resulting problem becomes

$$\max \quad y_U^\top (I_k \otimes A) y_V \quad (3a)$$

$$\text{s. t.} \quad y_U^\top \left((e_i e_j^\top) \otimes I_n \right) y_U = \delta_{ij} \quad \forall i, j \in \{1, \dots, k\}, \quad (3b)$$

$$y_V^\top \left((e_i e_j^\top) \otimes I_m \right) y_V = \delta_{ij} \quad \forall i, j \in \{1, \dots, k\}, \quad (3c)$$

$$y_U^\top \left(I_k \otimes (e_i 1_n^\top) \right) y_U = 1 \quad \forall i \in \{1, \dots, n\}, \quad (3d)$$

$$y_V^\top \left(I_k \otimes (e_i 1_m^\top) \right) y_V = 1 \quad \forall i \in \{1, \dots, m\}, \quad (3e)$$

$$y_U \geq 0_{nk}, \quad y_V \geq 0_{mk}, \quad (3f)$$

where \otimes denotes the Kronecker product and δ_{ij} is the Kronecker delta, i.e., $\delta_{ij} = 1$ if $i = j$ and 0 otherwise. Problem (3) is non-convex due to the bilinear objective function and the presence of the quadratic equality constraints. To find the globally optimal solution of Problem (3), one can use the spatial branch-and-bound algorithm implemented in general-purpose solvers such as Gurobi and BARON (Sahinidis, 1996). However, from a practical standpoint, non-convex QCQP problems are one of the most challenging optimization problems: the current size of instances that can be solved to provable optimality remains very small in comparison to other NP-hard problems (d'Aspremont & Boyd, 2003). Moreover, even for small-scale problems (e.g., for graphs with $n+m = 50$ vertices), off-the-shelf solvers take a large amount of time to reach the globally optimal solution. Therefore, the objective of this paper is twofold: (i) to relax this intractable program to a tractable conic program that yields efficiently computable upper bounds on the original problem; (ii) to develop a tailored branch-and-cut algorithm that can solve large-scale instances that cannot be solved with standard software.

4. Branch-and-cut algorithm

In this section, we present all the ingredients of the proposed exact algorithm. We start with an in-depth examination of the rank-constrained SDP formulation proposed by (Ames, 2014) and describe its properties. This formulation will be useful in motivating the SDP relaxation, the definition of valid inequalities, the rounding heuristic, and the branching strategy.

4.1. SDP relaxation

The requirement for bipartite graph partitioning through the densest k -disjoint-biclique criterion is stated in the feasible set

$$\mathcal{P} = \left\{ \begin{bmatrix} Z_{UU} & Z_{UV} \\ Z_{UV}^\top & Z_{VV} \end{bmatrix} \in \mathbb{S}^{n+m} : \begin{array}{l} Z_{UU} 1_n = 1_n, \quad Z_{VV} 1_m = 1_m, \\ \text{tr}(Z_{UU}) = k, \quad \text{tr}(Z_{VV}) = k, \\ Z \geq 0, \quad Z \in \mathbb{S}_+^{n+m} \end{array} \right\}.$$

Thus, the equivalent low-rank SDP formulation proposed by Ames (2014) is given by

$$\begin{aligned} \max_{Z \in \mathcal{P}} \quad & \frac{1}{2} \text{tr}(WZ) \\ \text{s.t.} \quad & \text{rank}(Z) = k, \end{aligned} \tag{4}$$

where $W = \begin{bmatrix} 0 & A \\ A^\top & 0 \end{bmatrix} \in \mathbb{S}^{n+m}$ is the weighted adjacency matrix of $K_{n,m}$. The next proposition states the equivalence between the QCQP formulation and the rank-constrained SDP.

Proposition 4.1. *Problems (2) and (4) are equivalent.*

Proof. We have to show that any feasible solution of Problem (2) gives rise to a feasible solution of (4) with the same objective value and vice versa. We first transform the QCQP in (2) into the rank-constrained SDP reformulation in (4). To this end, we lift Y_U and Y_V into the space of $(n+m) \times (n+m)$ matrices by introducing a symmetric block matrix

$$Z = \begin{bmatrix} Z_{UU} & Z_{UV} \\ Z_{UV}^\top & Z_{VV} \end{bmatrix} \in \mathbb{S}^{n+m},$$

where $Z_{UU} = Y_U Y_U^\top \in \mathbb{S}^n$, $Z_{VV} = Y_V Y_V^\top \in \mathbb{S}^m$ and $Z_{UV} = Y_U Y_V^\top \in \mathbb{R}^{n \times m}$. The objective function of Problem (2) can be written as

$$\begin{aligned} \text{tr}(Y_U^\top A Y_V) &= \frac{1}{2} \text{tr} \left(\begin{bmatrix} Y_U^\top & Y_V^\top \end{bmatrix} \begin{bmatrix} 0 & A \\ A^\top & 0 \end{bmatrix} \begin{bmatrix} Y_U \\ Y_V \end{bmatrix} \right) = \frac{1}{2} \text{tr} \left(\begin{bmatrix} 0 & A \\ A^\top & 0 \end{bmatrix} \begin{bmatrix} Y_U \\ Y_V \end{bmatrix} \begin{bmatrix} Y_U^\top & Y_V^\top \end{bmatrix} \right) \\ &= \frac{1}{2} \text{tr} \left(\begin{bmatrix} 0 & A \\ A^\top & 0 \end{bmatrix} \begin{bmatrix} Y_U Y_U^\top & Y_U Y_V^\top \\ Y_V Y_U^\top & Y_V Y_V^\top \end{bmatrix} \right) = \frac{1}{2} \text{tr}(WZ). \end{aligned}$$

Thus, both solutions attain the same objective value in their respective problems. Next, observe that since Z_{UU} linearizes $Y_U Y_U^\top$ and Z_{VV} linearizes $Y_V Y_V^\top$, constraints $Z_{UU} \mathbf{1}_n = \mathbf{1}_n$, $\text{tr}(Z_{UU}) = k$, $Z_{VV} \mathbf{1}_m = \mathbf{1}_m$ and $\text{tr}(Z_{VV}) = k$ hold by construction. Moreover, $Z \geq 0$ holds as well since Y_U and Y_V are elementwise nonnegative. Note that, after row and column reordering, Z can be rewritten as

$$Z = \begin{bmatrix} \sum_{j=1}^k \frac{1}{|U_j|} \mathbf{1}_{|U_j|} \mathbf{1}_{|U_j|}^\top & \sum_{j=1}^k \frac{1}{\sqrt{|U_j||V_j|}} \mathbf{1}_{|U_j|} \mathbf{1}_{|V_j|}^\top \\ \sum_{j=1}^k \frac{1}{\sqrt{|U_j||V_j|}} \mathbf{1}_{|V_j|} \mathbf{1}_{|U_j|}^\top & \sum_{j=1}^k \frac{1}{|V_j|} \mathbf{1}_{|V_j|} \mathbf{1}_{|V_j|}^\top \end{bmatrix} = \sum_{j=1}^k \begin{pmatrix} \frac{1}{\sqrt{|U_j|}} \mathbf{1}_{|U_j|} \\ \frac{1}{\sqrt{|V_j|}} \mathbf{1}_{|V_j|} \end{pmatrix} \begin{pmatrix} \frac{1}{\sqrt{|U_j|}} \mathbf{1}_{|U_j|} \\ \frac{1}{\sqrt{|V_j|}} \mathbf{1}_{|V_j|} \end{pmatrix}^\top,$$

which is the sum of k rank-one matrices and thus $\text{rank}(Z) = k$ and $Z \in \mathbb{S}_+^{n+m}$ hold. To prove the other direction, we exploit the structure of any feasible solution Z of Problem (4). One can easily verify that submatrices Z_{UU} and Z_{VV} encode pairwise row and column assignments, respectively. That is, the positivity of Z_{UU} decides whether u_i and $u_{i'}$ belong to the same row

cluster: $(Z_{UU})_{ii'} = 1/|U_j|$ if $u_i \in U_j, u_{i'} \in U_j$ and 0 otherwise. Analogously, the positivity of Z_{VV} decides whether v_i and $v_{i'}$ belong to the same column cluster: $(Z_{VV})_{ii'} = 1/|V_j|$ if $v_i \in V_j, v_{i'} \in V_j$ and 0 otherwise. From this characterization, is possible to infer the corresponding matrices Y_U and Y_V in the following manner: if $u_i \in U_j$ then $(Y_U)_{ij} = 1/\sqrt{|U_j|}$ and 0 otherwise; if $v_i \in V_j$ then $(Y_V)_{ij} = 1/\sqrt{|V_j|}$ and 0 otherwise. Clearly, $Y_U^\top Y_U = I_k, Y_V^\top Y_V = I_k, Y_U Y_U^\top \mathbf{1}_n = \mathbf{1}_n, Y_V Y_V^\top \mathbf{1}_m = \mathbf{1}_m$ hold and the objective function values coincide. This concludes the proof. \square

Proposition 4.1 states that there exists a bijection among the feasible regions of Problems (2) and (4) that preserves the objective function value. This means that, from now on, we will focus on solving the rank-constrained SDP reformulation to global optimality. The most interesting difference between Problem (2) and Problem (4) is that the nonlinear and non-convex objective function of (2) becomes linear in (4). However, the feasible set of problem (4) is still non-convex due to $\text{rank}(Z) = k$. By dropping the non-convex rank constraint, the resulting SDP relaxation has a matrix variable of size $(n + m) \times (n + m)$ and $n + m + 2$ linear constraints:

$$\max_{Z \in \mathcal{P}} \frac{1}{2} \text{tr}(WZ). \quad (5)$$

This kind of SDP is a double nonnegative program (DNN) since the block-matrix Z is both positive semidefinite and elementwise nonnegative. Clearly, the optimal objective function value of the SDP relaxation provides an upper bound on the optimal value of the original combinatorial optimization problem. Furthermore, if the optimal solution of the relaxation has rank equal to k , then it is also optimal for problem (4). If this occurs, the relaxation not only provides a solution for the original problem, but also a certificate of its optimality thanks to the duality theory (Vandenberghe & Boyd, 1996). Although there exist many polynomial time algorithms for solving problem (5), general-purpose interior-point SDP solvers are not able to address large problems efficiently. A viable option for computing upper bounds for large graphs is further relaxing the SDP into an LP. Having already linear constraints and linear objective function, this can be done by replacing the constraint $Z \succeq 0$ by $Z = Z^\top$. Unfortunately, the bound provided by the LP relaxation turns out to be weak when used in a branch-and-bound algorithm. A better option, instead, is to approximately solve problem (5) with an augmented Lagrangian method and then post-process the output of the SDP solver to get valid upper bounds. This approach will be discussed in Section 4.3.

4.2. Valid inequalities

Problem (5) has been obtained by relaxing the non-convex rank constraint on Z , so the upper bound that it can provide may not be as tight as one could wish. Strong bounds play a key role in the branch-and-bound algorithm, as they allow for a more efficient exploration of the search space and a faster convergence to the optimal solution. As reported in the study by Ames (2014), the SDP relaxation is tight when the data is sampled from the so-called ‘‘planted bicluster model’’. Here,

the data matrix A is randomly generated in two steps. First, for each planted biclique $(U_h \cup V_h)$, the entries A_{ij} are sampled independently and identically from a probability distribution Ω_1 with mean ω_1 , for all $u_i \in U_h$ and $v_j \in V_h$. Next, the remaining entries of A are sampled independently and identically from a distribution Ω_2 with a mean ω_2 that is much smaller than ω_1 . Under this model, recovery is guaranteed if the edge weights in the input graph are heavily concentrated on the edges of a few disjoint subgraphs. In real-world applications, the data matrix may not be compliant with the planted biclustering model, and thus the SDP relaxation may not be tight. To overcome this limitation, additional constraints can be imposed to strengthen the SDP bound. In the following, we present a class of valid inequalities for the k -DDB problem that can be considered as the generalization of well-known pair and triangle inequalities associated with the cut polytope (Deza & Laurent, 1997; De Rosa & Khajavirad, 2022). Next, we discuss the separation routine within a cutting-plane algorithm.

Proposition 4.2. *Fix a parameter $p \in \{1, \dots, k\}$. Then, the hypermetric inequalities*

$$\sum_{\substack{u_j, u_h \in Q_U \\ j < h}} (Z_{UU})_{jh} \geq \sum_{u_j \in Q_U} (Z_{UU})_{ij} - (Z_{UU})_{ii} \quad \forall u_i \in U, \forall Q_U \subseteq U \setminus \{u_i\} : 1 \leq |Q_U| \leq p, \quad (6)$$

$$\sum_{\substack{v_j, v_h \in Q_V \\ j < h}} (Z_{VV})_{jh} \geq \sum_{v_j \in Q_V} (Z_{VV})_{ij} - (Z_{VV})_{ii} \quad \forall v_i \in V, \forall Q_V \subseteq V \setminus \{v_i\} : 1 \leq |Q_V| \leq p \quad (7)$$

are valid for Problem (4).

Proof. We first show the validity of inequality (6). Denote by γ the number of vertices in Q_U that are in the same row cluster as u_i and let Γ be the size of the corresponding cluster. Clearly, $\gamma \geq 0$ and $\Gamma \geq 1$. Using the structure of Problem (4) as described in Section 4.1, it can be verified that $\sum_{u_j \in Q_U} (Z_{UU})_{ij} = \frac{\gamma}{\Gamma}$, $(Z_{UU})_{ii} = \frac{1}{\Gamma}$ and $\sum_{u_j, u_h \in Q_U : j < h} (Z_{UU})_{jh} = \binom{\gamma}{2} \frac{1}{\Gamma}$ if $\gamma \geq 2$. Therefore, substituting these quantities in (6), we have

$$\begin{cases} \frac{\gamma}{\Gamma} \leq \frac{1}{\Gamma} & \text{if } \gamma \in \{0, 1\}, \\ \frac{\gamma}{\Gamma} \leq \frac{1}{\Gamma} + \frac{\gamma(\gamma-1)}{2\Gamma} & \text{otherwise} \end{cases}$$

both of which are true. To prove the validity of inequality (7) for the column clusters, it suffices to observe that Z_{VV} shares the same structure as Z_{UU} and, thus, by employing the same arguments, its validity holds as well. \square

Choosing $p = k$ results in the strongest SDP relaxation. However, it is important to note that there are $O(n^{p+1} + m^{p+1})$ inequalities of types (6)-(7) and hence, for large p , the SDP relaxation becomes too expensive to solve. Moreover, the separation problem over these inequalities is quite similar to the separation problem over clique inequalities, and thus it cannot be done efficiently

unless p is small. For this reason, we focus on the case $p = 2$ where hypermetric inequalities simplify to the pair and triangle inequalities. Here, the separation routine can be efficiently executed in $O(n^3 + m^3)$ time through enumeration. Importantly, the resulting inequalities consistently improve the quality of the bound, as will be demonstrated in the computational results. Consider three vertices $u_i, u_j, u_h \in U$. If (u_i, u_j) and (u_j, u_h) are in the same row cluster $U' \subseteq U$, then (u_i, u_h) must be in U' . This property holds for the column clusters as well. That is, given three vertices $v_i, v_j, v_h \in V$, if (v_i, v_j) and (v_j, v_h) are in the same column cluster $V' \subseteq V$, then (v_i, v_h) must be in V' . Indeed, for $p = 2$, we have:

$$(Z_{UU})_{ij} \leq (Z_{UU})_{ii} \quad \forall \text{ distinct } u_i, u_j \in U, \quad (8)$$

$$(Z_{VV})_{ij} \leq (Z_{VV})_{ii} \quad \forall \text{ distinct } v_i, v_j \in V, \quad (9)$$

$$(Z_{UU})_{ij} + (Z_{UU})_{ih} \leq (Z_{UU})_{ii} + (Z_{UU})_{jh} \quad \forall \text{ distinct } u_i, u_j, u_h \in U, \quad (10)$$

$$(Z_{VV})_{ij} + (Z_{VV})_{ih} \leq (Z_{VV})_{ii} + (Z_{VV})_{jh} \quad \forall \text{ distinct } v_i, v_j, v_h \in V. \quad (11)$$

Here, the fact that two vertices u_i and u_j belong to the same row cluster is denoted by a strictly positive value for the entry $(Z_{UU})_{ij}$. If both $(Z_{UU})_{ij}$ and $(Z_{UU})_{ih}$ are strictly positive, they must both be equal to $(Z_{UU})_{ii}$; this forces $(Z_{UU})_{jh}$ to also be equal to $(Z_{UU})_{ii}$. Similarly, when two vertices v_i and v_j belong to the same column cluster we have a strictly positive value for the entry $(Z_{VV})_{ij}$. If both $(Z_{VV})_{ij}$ and $(Z_{VV})_{ih}$ are strictly positive, they must both be equal to $(Z_{VV})_{ii}$, thus forcing $(Z_{VV})_{jh}$ to be equal to $(Z_{VV})_{ii}$ as well. We collect the above inequalities in the set $\text{MET} = \{Z \in \mathbb{S}^{n+m} : \text{inequalities (8) - (9) - (10) - (11) hold}\}$. Thus, the SDP relaxation becomes

$$\begin{aligned} \max \quad & \frac{1}{2} \text{tr}(WZ) \\ \text{s.t.} \quad & Z \in \mathcal{P} \cap \text{MET}. \end{aligned} \quad (12)$$

It is known that solving SDPs with a large number of inequalities is impractical for large graphs. Here, we propose to tackle this limitation via a cutting-plane algorithm that adds hyper-metric inequalities only if they are violated. In our cutting-plane approach, hyper-metric inequalities are iteratively added and purged after each upper bound computation. First, the optimal solution of the basic SDP relaxation in (5) is computed. Next, an initial set of valid inequalities is added starting from the most violated ones. After the optimal solution is obtained, we purge all inactive constraints and new violated inequalities are added. The problem with an updated set of inequalities is solved and the process is repeated until the decrease of the upper bound is sufficiently large. As we will show in the computational results, the SDP bounding routine combined with valid inequalities will be fundamental for closing the gap.

4.3. Valid upper bounds

Using the optimal solution of an SDP relaxation within a branch-and-cut framework requires the computation of valid bounds. These bounds can be obtained by solving Problem (12) to high accuracy. Although interior-point methods can solve SDPs to arbitrary accuracy in polynomial time, they fail (in terms of time and memory requirement) when the scale of SDPs is large. On the other hand, first-order solvers based on augmented Lagrangian methods can scale to significantly larger problem sizes (Sun et al., 2015; Yang et al., 2015). However, it is well known that these methods can find solutions with moderate precision in a reasonable time, whereas progressing to higher precision can be very time-consuming (Oliveira et al., 2018). In the following, we provide an efficient way to get a valid bound from the output of an augmented Lagrangian method that solves Problem (12) to moderate accuracy. We adapt the method introduced by Jansson et al. (2008) that adds a small perturbation to the dual objective function value.

Before showing how to compute valid upper bounds, we rewrite Problem (12) as a semidefinite program in standard form which naturally leads to its dual formulation. Let \mathcal{A} be linear map from \mathbb{S}^{n+m} to \mathbb{R}^{n+m+2} and $b \in \mathbb{R}^{n+m+2}$ defined as

$$\mathcal{A}(Z) : Z \rightarrow \begin{bmatrix} \langle Z_{UU}, I_n \rangle \\ \frac{1}{2}(Z_{UU} + Z_{UU}^\top) \\ \langle Z_{VV}, I_m \rangle \\ \frac{1}{2}(Z_{VV} + Z_{VV}^\top) \end{bmatrix}, \quad b = \begin{bmatrix} k \\ 1_n \\ k \\ 1_m \end{bmatrix}.$$

Furthermore, we define the linear map $\mathcal{B} : \mathbb{S}^{n+m} \rightarrow \mathbb{R}^q$ to collect valid inequalities of the set MET, as described in Section 4.2. The primal SDP can be written as

$$\begin{aligned} \max \quad & \frac{1}{2} \text{tr}(WZ) \\ \text{s.t.} \quad & \mathcal{A}(Z) = b, \quad \mathcal{B}(Z) \leq 0_q, \\ & Z \geq 0, \quad Z \in \mathbb{S}_+^{n+m}. \end{aligned} \tag{13}$$

Consider Lagrange multipliers $y_U \in \mathbb{R}^n$, $y_V \in \mathbb{R}^m$, $\alpha_U, \alpha_V \in \mathbb{R}$, $t \in \mathbb{R}^q$, $Q, S \in \mathbb{S}^{n+m}$. Thus, using the standard derivation in Lagrangian duality theory, the dual of Problem (13) is given by

$$\begin{aligned} \min \quad & y_U^\top 1_n + y_V^\top 1_m + k(\alpha_U + \alpha_V) \\ \text{s.t.} \quad & \frac{1}{2}W - \mathcal{A}^\top(\lambda) - \mathcal{B}^\top(t) + Q + S = 0_{n \times m}, \\ & t \geq 0_q, \quad Q \geq 0_{n \times m}, \quad S \in \mathbb{S}_+^{n+m}, \end{aligned} \tag{14}$$

where $\lambda = [\alpha_U, y_U, \alpha_V, y_V] \in \mathbb{R}^{n+m+2}$ is the dual variable with respect to the affine constraints,

$$\mathcal{A}^\top(\lambda) = \begin{bmatrix} \frac{1}{2}(1_n y_U^\top + y_U 1_n^\top) + \alpha_U I_n & 0_{n \times m} \\ 0_{m \times n} & \frac{1}{2}(1_m y_V^\top + y_V 1_m^\top) + \alpha_V I_m \end{bmatrix}$$

is the adjoint operator of \mathcal{A} and \mathcal{B}^\top is the adjoint of \mathcal{B} . Before describing the post-processing we perform after each bound computation, we state a result bounding the eigenvalues of any feasible solution of Problem (5).

Proposition 4.3. *Let Z be a feasible solution of Problem (5), then $\lambda_{\max}(Z) \leq 2$.*

Proof. Let $\tilde{Z}_{UU} = \begin{bmatrix} Z_{UU} & 0 \\ 0 & 0 \end{bmatrix}$ and $\tilde{Z}_{VV} = \begin{bmatrix} 0 & 0 \\ 0 & Z_{VV} \end{bmatrix}$. From the decomposition lemma of positive semidefinite block matrices by Bourin et al. (2012) we have

$$Z = M \tilde{Z}_{UU} M^\top + N \tilde{Z}_{VV} N^\top,$$

where $M, N \in \mathbb{R}^{(n+m) \times (n+m)}$ are orthogonal matrices. Therefore

$$\begin{aligned} \lambda_{\max}(Z) &= \max_{\|v\|=1} v^\top Z v = \max_{\|v\|=1} v^\top (M \tilde{Z}_{UU} M^\top + N \tilde{Z}_{VV} N^\top) v \\ &\leq \max_{\|v\|=1} v^\top (M \tilde{Z}_{UU} M^\top) v + \max_{\|v\|=1} v^\top (N \tilde{Z}_{VV} N^\top) v \\ &= \lambda_{\max}(M \tilde{Z}_{UU} M^\top) + \lambda_{\max}(N \tilde{Z}_{VV} N^\top) \\ &= \lambda_{\max}(\tilde{Z}_{UU}) + \lambda_{\max}(\tilde{Z}_{VV}) \\ &= \lambda_{\max}(Z_{UU}) + \lambda_{\max}(Z_{VV}) = 2, \end{aligned}$$

where in the last equation holds since Z_{UU} and Z_{VV} are stochastic matrices, i.e., square matrices whose entries are nonnegative and whose rows all sum to 1. \square

The next lemma by Jansson et al. (2008) is needed for proving the validity of the error bounds.

Lemma 4.4. *Let $S, X \in \mathbb{S}^n$ be matrices that satisfy $\lambda_{\min}(X) \geq 0$ and $\lambda_{\max}(X) \leq \bar{x}$ for some $\bar{x} \in \mathbb{R}$. Then the following inequality holds:*

$$\langle S, X \rangle \geq \bar{x} \sum_{i: \lambda_i(S) < 0} \lambda_i(S).$$

We are now ready to state and prove the main result. Once the SDP has been solved approximately, the following theorem gives an upper bound on the optimal value of the SDP relaxation. This ensures the theoretical validity of the bounds produced within the branch-and-cut algorithm.

Theorem 4.5. *Let Z^* be an optimal solution of (13) with objective function value p^* . Consider the dual variables $y_U \in \mathbb{R}^n$, $y_V \in \mathbb{R}^m$, $\alpha_U, \alpha_V \in \mathbb{R}$, $t \in \mathbb{R}^q$, $Q \in \mathbb{S}^{n+m}$, $Q \geq 0$. Set $\tilde{S} = -\frac{1}{2}W + \mathcal{A}^\top(\lambda) + \mathcal{B}^\top(t) - Q$. The following inequality holds:*

$$p^* \leq y_U^\top \mathbf{1}_n + y_V^\top \mathbf{1}_m + k(\alpha_U + \alpha_V) - 2 \sum_{i: \lambda_i(\tilde{S}) < 0} \lambda_i(\tilde{S}).$$

Proof. Let Z^* be optimal for the primal SDP (13). Set $\lambda = [\alpha_U, y_U, \alpha_V, y_V]$, then

$$\begin{aligned} \frac{1}{2} \langle W, Z^* \rangle - y_U^\top \mathbf{1}_n - y_V^\top \mathbf{1}_m - k(\alpha_U + \alpha_V) - t^\top 0_q &= \frac{1}{2} \langle W, Z^* \rangle - \langle \mathcal{A}^\top(\lambda), Z^* \rangle - \langle \mathcal{B}^\top(t), Z^* \rangle \\ &= \left\langle \frac{1}{2}W - \mathcal{A}^\top(\lambda) - \mathcal{B}^\top(t), Z^* \right\rangle \\ &= -\langle Q + \tilde{S}, Z^* \rangle \\ &= -\langle Q, Z^* \rangle - \langle \tilde{S}, Z^* \rangle \\ &\leq -2 \sum_{i: \lambda_i(\tilde{S}) < 0} \lambda_i(\tilde{S}), \end{aligned}$$

where the last inequality holds since Q is nonnegative and thanks to Lemma 4.4 where Proposition 4.3 with $\bar{x} = 2$ is used. \square

From a practical point of view, this post-processing step produces a safe overestimate for the optimal objective function value of the primal SDP in (13), which is also an upper bound on the optimal value of the original rank-constrained problem in (4). More precisely, if the dual matrix \tilde{S} is positive semidefinite (within machine accuracy), then $(y_U, y_V, \alpha_U, \alpha_V, t, \tilde{S}, Q)$ is a feasible solution of Problem (14) and $y_U^\top \mathbf{1}_n + y_V^\top \mathbf{1}_m + k(\alpha_U + \alpha_V)$ is already a valid upper bound. Otherwise, we increase the dual objective function value by adding the positive term $-2 \sum_{i: \lambda_i(\tilde{S}) < 0} \lambda_i(\tilde{S})$ to it. In this way, we obtain a valid bound as proved by Theorem 4.5. Note that for the bound computation, it is necessary to have an upper bound on the maximum eigenvalue of any feasible solution of Problem (13). In our case, as shown in Proposition (4.3), this value is known and is equal to 2 thanks to the special structure of Problem (13).

4.4. Heuristic

In the previous sections, we discussed how to obtain strong upper bounds by means of semidefinite programming tools. A key step in solving a combinatorial optimization problem via a convex relaxation involves rounding a solution of the relaxation to a solution of the original discrete optimization problem. In this section, we develop a rounding algorithm that recovers a feasible biclustering, and thus a lower bound on the optimal value of Problem (2), from the solution of the SDP relaxation solved at each node. We emphasize that the rounding step is unnecessary when the relaxation admits a solution that is feasible for Problem (4). This phenomenon is known in the

literature as “exact recovery” or tightness of the SDP relaxation. Indeed, if the SDP relaxation admits a rank- k solution Z^* , one can use the positive entries of Z_{UU}^* and Z_{VV}^* to recover the optimal row and column clusters and the positive entries of Z_{UV}^* to recover the optimal matching between them. As previously mentioned, the tightness of the SDP relaxation can be proven for input graphs that are compliant with the planted biclustering model (Ames, 2014). Unfortunately, for real-world problems, the SDP relaxation is not tight in general and hence a rounding procedure is needed. However, the solution of the SDP relaxation strengthened with valid inequalities is often a good approximation of the optimal k -DDB solution: as each cutting-plane iteration progresses, the optimal bicliques become more distinctly defined. This motivates exploiting the quality of the SDP solution for the design of the rounding heuristic. This procedure is shown in Algorithm 1 and consists of the following steps.

Algorithm 1: Find feasible bicliques

Input: Data matrix A , number of biclusters k , solution \bar{Z} of the SDP relaxation.

1. Cluster the rows of \tilde{Z}_{UU} with k -means and record the rows partition \tilde{X}_U .
2. Cluster the rows of \tilde{Z}_{VV} with k -means and record the columns partition \tilde{X}_V .
3. Let $\tilde{W} = (\tilde{X}_U^\top \tilde{X}_U)^{-\frac{1}{2}} \tilde{X}_U^\top A \tilde{X}_V (\tilde{X}_V^\top \tilde{X}_V)^{-\frac{1}{2}}$. Solve the linear assignment problem

$$\Delta^* \in \arg \max_{\Delta \in \{0,1\}^{k \times k}} \left\{ \langle \Delta, \tilde{W} \rangle : \Delta \mathbf{1}_k = \mathbf{1}_k, \Delta^\top \mathbf{1}_k = \mathbf{1}_k \right\}.$$

4. Reorder the columns of \hat{X}_U according to Δ_{ij}^* and set $U_j^* \leftarrow \{u_i \in U : (\hat{X}_U)_{ij} = 1\}$ for all $j \in \{1, \dots, k\}$.
5. Reorder the columns of \hat{X}_V according to Δ_{ij}^* and set $V_j^* \leftarrow \{v_i \in V : (\hat{X}_V)_{ij} = 1\}$ for all $j \in \{1, \dots, k\}$.

Output: Bicliques $\{(U_1^* \cup V_1^*), \dots, (U_k^* \cup V_k^*)\}$.

After solving the SDP relaxation at each node we obtain a solution \bar{Z} , which may not be feasible for the original low-rank problem. In Steps 1-2 we run the k -means algorithm (Lloyd, 1982) on the rows of submatrices \tilde{Z}_{UU} and \tilde{Z}_{VV} to obtain the assignment matrices \tilde{X}_U and \tilde{X}_V , where their columns represent the characteristic vectors of vertex sets U and V , respectively. Let $\hat{U}_j = \{u_i \in U : (\hat{X}_U)_{ij} = 1\}$ and $\hat{V}_j = \{v_i \in V : (\hat{X}_V)_{ij} = 1\}$ for all $j \in \{1, \dots, k\}$ denote the obtained row and column clusters, respectively. Step 3 translates into an assignment problem, which is the problem of finding a matching in a weighted bipartite graph such that the sum of weights is maximized. Specifically, the goal is to assign each row cluster \hat{U}_j to exactly one column cluster \hat{V}_j such that the sum of the densities of the complete subgraphs of $K_{n,m}$ induced by bicliques $(\hat{U}_j \cup \hat{V}_j)$ is maximized. To this end, consider a weighted complete bipartite graph $\tilde{G} = ((\tilde{U} \cup \tilde{V}), \tilde{E})$

with vertex sets $\tilde{U} = \{\tilde{u}_1, \dots, \tilde{u}_k\}$ and $\tilde{V} = \{\tilde{v}_1, \dots, \tilde{v}_k\}$. Here, the vertex $\tilde{u}_i \in \tilde{U}$ corresponds the i -th row cluster \hat{U}_i , the vertex $\tilde{v}_j \in \tilde{V}$ corresponds the j -th column cluster \hat{V}_j , and the weight \tilde{W}_{ij} of an edge $(\tilde{u}_i, \tilde{v}_j) \in \tilde{E}$ is the density of the complete bipartite subgraph of $K_{m,n}$ induced by $(\hat{U}_i \cup \hat{V}_j)$. We introduce an indicator variable $\Delta_{ij} \in \{0, 1\}$ for every edge $(\tilde{u}_i, \tilde{v}_j) \in \tilde{E}$, such that $\Delta_{ij} = 1$ if $(\tilde{u}_i, \tilde{v}_j)$ belongs to the perfect matching, or equivalently, if the i -th row cluster \hat{U}_i and j -th column cluster \hat{V}_j are assigned to the same bicluster, and $\Delta_{ij} = 0$ otherwise. To guarantee that the variables indeed represent a perfect matching, we add constraints to ensure that each vertex of \tilde{G} is adjacent to exactly one edge in the matching. In other words, we ensure that each row and column clusters are assigned to exactly one bicluster. Then, we can write the problem as an integer linear program (ILP). Note that even though the assignment problem in Step 3 constitutes an ILP, it can be solved in polynomial time because its constraint matrix is totally unimodular. Therefore, one can relax integrality constraints to $\Delta_{ij} \geq 0$ and restate the problem as an LP. In Steps 4-5 we reorder the columns of \hat{X}_U and \hat{X}_V according to the optimal assignment Δ_{ij}^* and we output the corresponding bicliques $\{(U_1^* \cup V_1^*), \dots, (U_k^* \cup V_k^*)\}$.

4.5. Branching subproblems

Using cutting planes to tighten the SDP relaxation may not be sufficient to certify the optimality of the best biclustering solution found so far. If there are no violated cuts or the bound does not exhibit substantial improvement upon the inclusion of hypermetric inequalities, we terminate the cutting plane generation and proceed to branching. In other words, we partition the existing problem into smaller dimensional problems by fixing certain variables. For the branching strategy, we exploit the structure of Problem (4). Therefore, we make the following observations:

1. If $u_i \in U$ and $u_j \in U$ are in the same row cluster, then $(Z_{UU})_{ih} = (Z_{UU})_{jh}$ for all $u_h \in U$ and $(Z_{UV})_{ih} = (Z_{UV})_{jh}$ for all $v_h \in V$. Similarly, if $v_i \in V$ and $v_j \in V$ are in the same column cluster, then $(Z_{VV})_{ih} = (Z_{VV})_{jh}$ for all $v_h \in V$ and $(Z_{UV}^\top)_{ih} = (Z_{UV}^\top)_{jh}$ for all $u_h \in U$.
2. If $u_i \in U$ and $u_j \in U$ are not in the same row cluster, then $(Z_{UU})_{ij} = 0$. Similarly, if $v_i \in V$ and $v_j \in V$ are not in the same column cluster, then $(Z_{VV})_{ij} = 0$.

Accordingly, it is natural to produce a binary enumeration tree. Every time a node is split into two child nodes, a pair of vertices $(u_i, u_j) \subseteq U \times U$ or $(v_i, v_j) \subseteq V \times V$ is chosen and a cannot-link (CL) decision and a must-link (ML) decision are respectively imposed on the left and the right child. A CL decision over the two vertices forces them to be in different bicliques, while, on the other hand, an ML decision forces them to be in the same bicliques. Clearly, with these two types of branching decisions, the set of solutions associated with the parent node is partitioned into two disjoint subsets. This branching strategy draws inspiration from the one employed in exact solvers for one-way clustering methods (Du Merle et al., 1999; Piccialli et al., 2022b).

Denote by $\text{ML}_U \subseteq U \times U$ be the set of must-link decisions between vertices in U and by $\text{ML}_V \subseteq V \times V$ be the set of must-link decisions between vertices in V . Let $c_U = |\text{ML}_U|$ and

$c_U = |\text{ML}_U|$ be their cardinalities, respectively. Furthermore, let $\text{CL}_U \subseteq U \times U$ be the set of CL decisions between vertices in U and $\text{CL}_V \subseteq V \times V$ be the set of CL decisions between vertices in V . The SDP relaxation that needs to be solved at any node of the tree is

$$\max \quad \frac{1}{2} \text{tr}(WZ) \quad (15)$$

$$\text{s.t.} \quad (Z_{UU})_{ih} = (Z_{UU})_{jh} \quad \forall u_h \in U, \forall (u_i, u_j) \in \text{ML}_U, \quad (16)$$

$$(Z_{UV})_{ih} = (Z_{UV})_{jh} \quad \forall v_h \in V, \forall (u_i, u_j) \in \text{ML}_U, \quad (17)$$

$$(Z_{VV})_{ih} = (Z_{VV})_{jh} \quad \forall v_h \in V, \forall (v_i, v_j) \in \text{ML}_V, \quad (18)$$

$$(Z_{UV}^\top)_{ih} = (Z_{UV}^\top)_{jh} \quad \forall u_h \in U, \forall (v_i, v_j) \in \text{ML}_V, \quad (19)$$

$$(Z_{UU})_{ij} = 0 \quad \forall (u_i, u_j) \in \text{CL}_U, \quad (20)$$

$$(Z_{VV})_{ij} = 0 \quad \forall (v_i, v_j) \in \text{CL}_V, \quad (21)$$

$$Z = \begin{bmatrix} Z_{UU} & Z_{UV} \\ Z_{UV}^\top & Z_{VV} \end{bmatrix}, \quad Z \in \mathcal{P}. \quad (22)$$

Note that, an ML branching decision not only implies that $(Z_{UU})_{ij} > 0$ or $(Z_{VV})_{ij} > 0$, but it also implies that two entire rows (and columns) are exactly the same. This suggests that, instead of adding $n + m$ additional constraints to force the i -th and j -th row of submatrices Z_{UU} and Z_{UV} or Z_{UV}^\top and Z_{VV} to be identical, the overall matrix Z can be replaced by a smaller one. Of course, this replacement has to be correctly handled by defining a slightly different feasible set and objective function. Hence, it is convenient to generalize this problem, defining a generic form for the SDP relaxation to be solved at each node of the tree. Denote by $\sigma_U(i) \subseteq U$ the set of vertices in U grouped with vertex $u_i \in U$ and by $\sigma_V(i) \subseteq V$ the set of vertices in V grouped with vertex $v_i \in V$ according to the branching decisions leading to the current node. Consider two binary matrices $T_U \in \{0, 1\}^{(n-c_U) \times n}$ and $T_V \in \{0, 1\}^{(m-c_V) \times m}$ defined as

$$(T_U)_{ij} = \begin{cases} 1 & \text{if } u_j \in \sigma_U(i) \\ 0 & \text{otherwise} \end{cases}, \quad (T_V)_{ij} = \begin{cases} 1 & \text{if } v_j \in \sigma_V(i) \\ 0 & \text{otherwise} \end{cases}.$$

The generic form of the SDP relaxation is given by

$$\max \quad \langle T_U A T_V^\top, \bar{Z}_{UV} \rangle \quad (23)$$

$$\text{s.t.} \quad \bar{Z}_{UU} T_U \mathbf{1}_n = \mathbf{1}_{n-c_U}, \quad \bar{Z}_{VV} T_V \mathbf{1}_m = \mathbf{1}_{m-c_V}, \quad (24)$$

$$\langle T_U T_U^\top, \bar{Z}_{UU} \rangle = k, \quad \langle T_V T_V^\top, \bar{Z}_{VV} \rangle = k, \quad (25)$$

$$(\bar{Z}_{UU})_{ij} = 0 \quad \forall (i, j) \in \text{CL}_U, \quad (26)$$

$$(\bar{Z}_{VV})_{ij} = 0 \quad \forall (i, j) \in \text{CL}_V, \quad (27)$$

$$\bar{Z} = \begin{bmatrix} \bar{Z}_{UU} & \bar{Z}_{UV} \\ \bar{Z}_{UV}^\top & \bar{Z}_{VV} \end{bmatrix} \in \mathbb{S}_+^{n-c_U+m-c_V}, \quad \bar{Z} \succeq 0. \quad (28)$$

Theorem 4.6. *Problems (15) and (23) are equivalent.*

Proof. We start by showing that any feasible solution \bar{Z} for problem (23) can be transformed into a feasible solution for (15) with the same objective function value. We define this equivalent solution $Z \in \mathbb{S}^{n+m}$ as

$$Z = \begin{bmatrix} T_U & 0 \\ 0 & T_V \end{bmatrix}^\top \begin{bmatrix} \bar{Z}_{UU} & \bar{Z}_{UV} \\ \bar{Z}_{UV}^\top & \bar{Z}_{VV} \end{bmatrix} \begin{bmatrix} T_U & 0 \\ 0 & T_V \end{bmatrix} = \begin{bmatrix} T_U^\top \bar{Z}_{UU} T_U & T_U^\top \bar{Z}_{UV} T_V \\ T_V^\top \bar{Z}_{UV}^\top T_U & T_V^\top \bar{Z}_{VV} T_V \end{bmatrix}$$

By computing these products, one can easily verify that T_U has the effect of expanding \bar{Z}_{UU} and \bar{Z}_{UV} to $n \times n$ and $n \times m$ matrices by replicating their rows according to the branching decisions between vertices in U . Similarly, \bar{Z}_{VV} and \bar{Z}_{UV}^\top are expanded by T_V to $m \times m$ and $m \times n$ matrices by replicating their rows according to the branching decisions between vertices in V . Thus, constraints (16), (17), (18) and (19) hold by construction. Moreover, $Z \succeq 0$ and $Z \succeq 0$ hold by construction as well. Next, we have that

$$\text{tr}(Z_{UU}) = \langle I_n, T_U^\top \bar{Z}_{UU} T_U \rangle = \langle T_U T_U^\top, \bar{Z}_{UU} \rangle = k,$$

$$\text{tr}(Z_{VV}) = \langle I_m, (T_V)^\top \bar{Z}_{VV} T_V \rangle = \langle T_V T_V^\top, \bar{Z}_{VV} \rangle = k,$$

$$Z_{UU} \mathbf{1}_n = T_U^\top \bar{Z}_{UU} T_U \mathbf{1}_n = T_U^\top \mathbf{1}_{n-c_U} = \mathbf{1}_n,$$

$$Z_{VV} \mathbf{1}_m = T_V^\top \bar{Z}_{VV} T_V \mathbf{1}_m = T_V^\top \mathbf{1}_{m-c_V} = \mathbf{1}_m.$$

Finally, the objective function value is

$$\begin{aligned}
\frac{1}{2} \left\langle \begin{bmatrix} 0 & A \\ A^\top & 0 \end{bmatrix}, \begin{bmatrix} Z_{UU} & Z_{UV} \\ Z_{UV}^\top & Z_{VV} \end{bmatrix} \right\rangle &= \frac{1}{2} \left\langle \begin{bmatrix} 0 & A \\ A^\top & 0 \end{bmatrix}, \begin{bmatrix} T_U & 0 \\ 0 & T_V \end{bmatrix} \begin{bmatrix} \bar{Z}_{UU} & \bar{Z}_{UV} \\ \bar{Z}_{UV}^\top & \bar{Z}_{VV} \end{bmatrix} \begin{bmatrix} T_U & 0 \\ 0 & T_V \end{bmatrix} \right\rangle \\
&= \frac{1}{2} \left\langle \begin{bmatrix} T_U & 0 \\ 0 & T_V \end{bmatrix} \begin{bmatrix} 0 & A \\ A^\top & 0 \end{bmatrix} \begin{bmatrix} T_U & 0 \\ 0 & T_V \end{bmatrix}^\top, \begin{bmatrix} \bar{Z}_{UU} & \bar{Z}_{UV} \\ \bar{Z}_{UV}^\top & \bar{Z}_{VV} \end{bmatrix} \right\rangle \\
&= \langle T_U A T_V^\top, \bar{Z}_{UV} \rangle.
\end{aligned}$$

It remains to show that for any feasible solution Z of problem (15) is possible to associate a feasible solution for (23) with the same objective function value. Before proceeding with the proof, we define matrices $C_U = T_U T_U^\top$ and $C_V = T_V T_V^\top$. Now, assuming that Z is a feasible solution for problem (15), we define a new block matrix $\bar{Z} \in \mathbb{S}^{n-c_U+m-c_V}$ as

$$\bar{Z} = \begin{bmatrix} C_U^{-1} T_U & 0 \\ 0 & C_V^{-1} T_V \end{bmatrix} \begin{bmatrix} Z_{UU} & Z_{UV} \\ Z_{UV}^\top & Z_{VV} \end{bmatrix} \begin{bmatrix} T_U^\top C_U^{-1} & 0 \\ 0 & T_V^\top C_V^{-1} \end{bmatrix},$$

which is nonnegative and positive semidefinite. Then, we have

$$\begin{aligned}
\langle T_U T_U^\top, \bar{Z}_{UU} \rangle &= \langle C_U, C_U^{-1} T_U Z_{UU} T_U^\top C_U^{-1} \rangle = \langle T_U^\top C_U^{-1} C_U C_U^{-1} T_U, Z_{UU} \rangle = \langle I_n, Z_{UU} \rangle = k, \\
\langle T_V T_V^\top, \bar{Z}_{VV} \rangle &= \langle C_V, C_V^{-1} T_V Z_{VV} T_V^\top C_V^{-1} \rangle = \langle T_V^\top C_V^{-1} C_V C_V^{-1} T_V, Z_{VV} \rangle = \langle I_m, Z_{VV} \rangle = k, \\
\bar{Z}_{UU} T_U 1_n &= C_U^{-1} T_U Z_{UU} T_U^\top C_U^{-1} T_U 1_n = C_U^{-1} T_U Z_{UU} T_U^\top 1_{n-c_U} = C_U^{-1} T_U 1_n = 1_{n-c_U}, \\
\bar{Z}_{VV} T_V 1_m &= C_V^{-1} T_V Z_{VV} T_V^\top C_V^{-1} T_V 1_m = C_V^{-1} T_V Z_{VV} T_V^\top 1_{m-c_V} = C_V^{-1} T_V 1_m = 1_{m-c_V}.
\end{aligned}$$

Finally, we have to verify that Z and \bar{Z} have the same objective function value. Let

$$\bar{A} = \begin{bmatrix} T_U & 0 \\ 0 & T_V \end{bmatrix} \begin{bmatrix} 0 & A \\ A^\top & 0 \end{bmatrix} \begin{bmatrix} T_U & 0 \\ 0 & T_V \end{bmatrix}^\top.$$

Then, we have

$$\begin{aligned}
\langle T_U A T_V^\top, \bar{Z}_{UV} \rangle &= \frac{1}{2} \left\langle \bar{A}, \begin{bmatrix} \bar{Z}_{UU} & \bar{Z}_{UV} \\ \bar{Z}_{UV}^\top & \bar{Z}_{VV} \end{bmatrix} \right\rangle \\
&= \frac{1}{2} \left\langle \bar{A}, \begin{bmatrix} C_U^{-1} T_U & 0 \\ 0 & C_V^{-1} T_V \end{bmatrix} \begin{bmatrix} Z_{UU} & Z_{UV} \\ Z_{UV}^\top & Z_{VV} \end{bmatrix} \begin{bmatrix} T_U^\top C_U^{-1} & 0 \\ 0 & T_V^\top C_V^{-1} \end{bmatrix} \right\rangle \\
&= \frac{1}{2} \left\langle \begin{bmatrix} 0 & A \\ A^\top & 0 \end{bmatrix}, \begin{bmatrix} Z_{UU} & Z_{UV} \\ Z_{UV}^\top & Z_{VV} \end{bmatrix} \right\rangle = \frac{1}{2} \langle W, Z \rangle.
\end{aligned}$$

□

Even though CL branching decisions have been left out while discussing the equivalence of models (15) and (23), we stress that including such equality constraints does not affect the proof of equivalence: it holds as long as the sets CL_U and CL_V are properly updated whenever the solution matrix shrinks due to the addition of a new ML branching decision. Finally, note that, at the root node $\text{ML}_U = \text{CL}_U = \emptyset$ and $\text{ML}_V = \text{CL}_V = \emptyset$ imply that $T_U = I_n$ and $T_V = I_m$, and hence problem (23) is equivalent to the basic SDP relaxation in (5).

It remains to choose the pair of indices to branch on. A property that a feasible solution Z of problem (4) should have is that for each pair of vertices $u_i \in U$ and $u_j \in U$, it should be either $(Z_{UU})_{ij} = 0$ or $(Z_{UU})_{ii} = (Z_{UU})_{ij}$, that is $(Z_{UU})_{ij}((Z_{UU})_{ii} - (Z_{UU})_{ij}) = 0$. Similarly, for each pair of vertices $v_i \in V$ and $v_j \in V$, it should be either $(Z_{VV})_{ij} = 0$ or $(Z_{VV})_{ii} = (Z_{VV})_{ij}$, that is $(Z_{VV})_{ij}((Z_{VV})_{ii} - (Z_{VV})_{ij}) = 0$. Hence, it makes sense to consider the violations of these quantities in choosing a pair of vertices in U or V to branch on. More precisely, we select either a pair of vertices $(u_i, u_j) \in U \times U$ or $(v_i, v_j) \in V \times V$ and we put them in the same bicliques or in a different one. We define the sets

$$I_U(u_i, u_j) = \left\{ \bar{b}_{ij} \in \mathbb{R} : \bar{b}_{ij} = b_{ij} \cdot |U|, b_{ij} = \min_{u_i, u_j \in U} \{(Z_{UU})_{ij}, (Z_{UU})_{ii} - (Z_{UU})_{ij}\} \right\},$$

$$I_V(v_i, v_j) = \left\{ \bar{b}_{ij} \in \mathbb{R} : \bar{b}_{ij} = b_{ij} \cdot |V|, b_{ij} = \min_{v_i, v_j \in V} \{(Z_{VV})_{ij}, (Z_{VV})_{ii} - (Z_{VV})_{ij}\} \right\}.$$

Note that, the quantities b_{ij} in I_U and I_V have been multiplied by $|U|$ and $|V|$, respectively, to make them comparable. Thus, the branching pair is selected as

$$(i^*, j^*) \in \arg \max_{\substack{u_i, u_j \in U \\ v_i, v_j \in V}} \{I_U(u_i, u_j) \cup I_V(v_i, v_j)\}.$$

In other words, we choose two indices i^* and j^* with the least tendency to assign the corresponding vertices to the same biclique, or to different ones.

The overall branch-and-cut algorithm is shown in Algorithm 2. It converges to a global maximum with optimality tolerance ε , due to the binary branching that performs an implicit enumeration of all the possible bicliques. In practice, a small number of nodes is required thanks to the strength of the upper bounding routine and the effectiveness of the heuristic, as will be shown in the next section.

5. Computational results

In this section, we first describe the implementation details and experimental setup. Next, we show and discuss the computational results on both artificial and real-world instances.

Algorithm 2: Branch-and-cut algorithm for biclustering

Input: Data matrix A , number of biclusters k , optimality tolerance ε .

1. Let P_0 be the initial k -DDB problem and set $\mathcal{Q} = \{P_0\}$.
2. Set $X_U^* = \text{null}$, $X_V^* = \text{null}$ with objective function value $v^* = -\infty$.
3. While \mathcal{Q} is not empty:
 - 3.1. Select and remove problem P from \mathcal{Q} .
 - 3.2. Solve the SDP relaxation to get an optimal solution Z . Apply the post-processing procedure to get a valid upper bound UB .
 - 3.3. If $v^* > -\infty$ and $(UB - v^*)/UB < \varepsilon$, go to *Step 3*.
 - 3.4. Search for hyper-metric inequalities violated by Z . If any are found, add them to the current SDP relaxation and go to *Step 3.2*.
 - 3.5. Run the heuristic algorithm to get the matrix assignments X_U , X_V and a lower bound LB . If $LB > v^*$ then set $v^* \leftarrow LB$, $X_U^* \leftarrow X_U$, $X_V^* \leftarrow X_V$.
 - 3.6. Select the branching pair (i, j) and partition problem P into two subproblems. For each problem update T_U , T_V and CL_U , CL_V accordingly, add them to \mathcal{Q} and go to *Step 3*.

Output: Optimal assignments X_U^* , X_V^* with objective value v^* .

5.1. Implementation details

BICL-SDP, which stands for Biclustering/Biclique SDP, is implemented in C++ with some routines written in MATLAB (version 2021b). The SDP relaxation at each node is solved by means of SDPNAL+, a MATLAB software that implements an augmented Lagrangian method for SDPs with bound constraints (Sun et al., 2020). We set the accuracy tolerance of SDPNAL+ to 10^{-4} in the relative KKT residual. We also use Gurobi (version 10.0.2) to solve the LPs within the rounding heuristic. We run the experiments on a laptop with Intel(R) i7-13700H CPU, 32 GB of RAM, and Ubuntu 22.04.3 LTS. As for the cutting-plane setting, we randomly separate at most 100,000 valid cuts, sort them in decreasing order with respect to the violation, and add the first 10,000 violated ones in each iteration. We stop the cutting-plane procedure not only when there are no violated inequalities, but also when the upper bound does not improve significantly in the current cutting-plane iteration. Moreover, the obtained set of inequalities at every node are inherited by the child nodes when branching is performed. Finally, we visit the tree with the best-first search strategy and require an optimality tolerance on the percentage gap of $\varepsilon = 0.1\%$, i.e., we terminate the branch-and-cut method when $100 \cdot \frac{UB-LB}{UB} < \varepsilon$, where UB and LB denote the best upper and lower bounds, respectively. To promote reproducibility, the source code of BICL-SDP and the instances used for the experiments have been made public at <https://github.com/antoniosudoso/bicl-sdp>.

5.2. Experiments on artificial instances

As previously discussed, general-purpose solvers implement spatial branch-and-bound algorithms designed to tackle non-convex QCQPs. Therefore, the initial set of experiments aims to evaluate the scalability of state-of-the-art solvers when dealing with Problem (3). To this end, we compare BICL-SDP against Gurobi on small-scale artificial graphs that are compliant with the planted biclustering model. That is, we generate input graphs where it is known a priori that k disjoint bicliques with large edge weights exist. To create these graphs, we consider a weighted complete bipartite graph $K_{n,m}$ and select a set of k disjoint bicliques $\{(U_1 \cup U_1), \dots, (U_k \cup V_k)\}$. Next, we construct a random matrix A such that if $u_i \in U_h, v_j \in V_h$ for some $h \in \{1, \dots, k\}$, then A_{ij} is sampled independently from the uniform distribution over the interval $[0, 1]$. If u_i and v_j belong to different bicliques of $K_{n,m}$, then $A_{ij} = 0$. Finally, we corrupt the entries of the obtained matrix by adding Gaussian noise with mean 0.5 and standard deviation σ . We generate random graphs with varying numbers of vertices $(n, m) \in \{10, 15, 20, 25\}$ for $n > m$, numbers of bicliques $k \in \{2, 3, 4\}$, and noise levels $\sigma \in \{0.1, 0.3\}$. Overall, the test set consists of 60 instances, labeled using the notation $\{n\}_{m}_{k}_{\sigma}$. Note that in this scenario, the correct number of bicliques is known in advance, so we solve the instances only for that specific value of k . Examples of synthetic data matrices are shown in Figure 2.

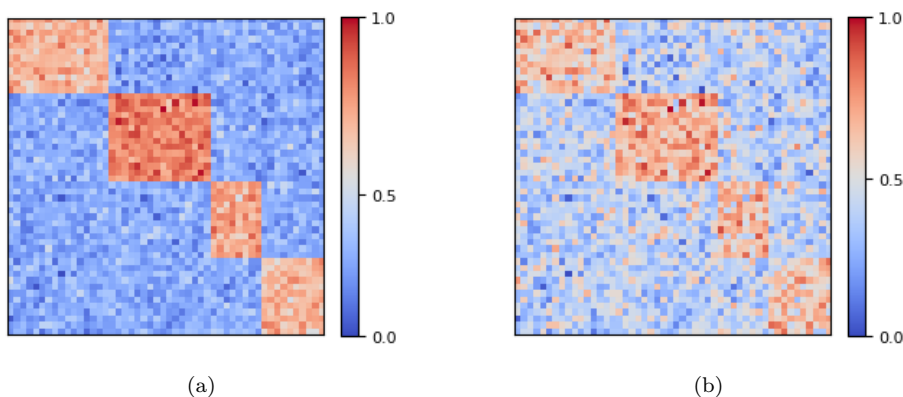


Figure 2: The illustration of three synthetic data matrices (after row and column reordering) with $k = 4$ and different noise levels: (a) $\sigma = 0.1$ and (b) $\sigma = 0.3$.

The experimental results are presented in Tables 1 and 2 for $\sigma = 0.1$ and $\sigma = 0.3$, respectively. The reported metrics include the computational time in seconds (Time [s]), the number of nodes (Nodes), and the percentage gap (Gap [%]). We set a time limit of 3600 seconds and report the gap achieved along with the number of explored nodes upon reaching this limit. Additionally, for BICL-SDP, we provide the number of cutting-plane iterations (CP) at the root node.

Table (1) shows that Gurobi efficiently solves 20 out of 30 instances within the time limit. On the remaining instances, particularly those with a smaller total number of nodes and bicliques, it achieves small gaps. However, when $n + m \geq 40$ and $k = 4$, Gurobi reaches the time limit with a

large gap. In contrast, BICL-SDP significantly outperforms Gurobi by solving all instances within 3 seconds at the root node. Notably, these instances are solved without cutting-plane iterations (CP = 0). This superiority is expected since, under the planted biclustering model and in scenarios without many outliers or numerous clusters, Ames (2014) demonstrates that the SDP relaxation is tight with high probability. Turning to Table (2), we observe that Gurobi successfully solves 14 out of 30 instances and reaches the time limit for the remaining ones. Instances with $k = 2$ exhibit smaller gaps, while larger graphs with $n + m \geq 40$ nodes and $k = 4$ show notably larger gaps. In contrast, BICL-SDP solves all instances within a few seconds. In 18 out of 30 instances, the SDP relaxation is tight at the root node (CP = 0). However, as the number of bicliques increases, the strength of the SDP relaxation diminishes, requiring some cutting-plane iterations and branching decisions for solving the instances. Specifically, on 5 instances, the cutting-plane algorithm at the root node is sufficient for closing the gap, with no need for branching (Nodes = 1). Conversely, on 7 instances, branching becomes necessary, with only a small number of nodes explored.

In summary, these findings complement those reported by Ames (2014) on artificial graphs. Here, when the noise increases, the basic SDP relaxation fails to find and certify the globally optimal solution. Additionally, state-of-the-art global optimization solvers, such as Gurobi, demonstrate poor scalability as the number of nodes increases. Consequently, they cannot be effectively applied to instances encountered in practical applications, whose sizes far exceed those considered in artificial graphs. In the next section, we will extensively test the proposed BICL-SDP on large-scale graphs and investigate how its behavior changes in real-world instances where information on the generative model and the correct value of k are unavailable.

5.3. Experiments on real-world instances

To better evaluate the effectiveness of BICL-SDP, we consider several real-world instances from two sources: The Cancer Genome Atlas (TCGA) database (Weinstein et al., 2013; Cumbo et al., 2017; Paci et al., 2017) and the datasets curated by De Souto et al. (2008). This publicly available benchmark collection comprises microarray datasets derived from experiments on cancer gene expression. In these gene expression datasets, most genes are lowly expressed and do not vary to a larger extent. Thus, all datasets have been pre-processed by removing non-informative genes (genes that do not display differential expression across samples). Finally, for each dataset, we build two expression matrices by sorting the genes by variances and selecting genes whose variances are in the second and third quartiles. The obtained expression matrices are denoted by suffixes “v1” and “v2”, respectively. When applying biclustering algorithms to real-world data, sometimes there is no prior knowledge about the appropriate number of biclusters. In that case, a commonly employed method for selecting k is the “elbow method”. This approach is also widely used as a heuristic to determine the number of clusters in traditional one-way clustering methods. Here, we adopt this heuristic in the following manner. For each dataset, we solve the basic SDP relaxation at the root node for various values of $k \in [2, 10]$ and execute the rounding procedure to obtain a

Instance	Gurobi			BICL-SDP			
	Time [s]	Nodes	Gap [%]	CP	Time [s]	Nodes	Gap [%]
10_10_2_0.1	3	401	< 0.1	0	2	1	< 0.1
10_10_3_0.1	58	5360	< 0.1	0	3	1	< 0.1
10_10_4_0.1	152	12431	< 0.1	0	2	1	< 0.1
15_10_2_0.1	7	562	< 0.1	0	2	1	< 0.1
15_10_3_0.1	104	4820	< 0.1	0	2	1	< 0.1
15_10_4_0.1	721	45812	< 0.1	0	2	1	< 0.1
15_15_2_0.1	31	2276	< 0.1	0	2	1	< 0.1
15_15_3_0.1	186	3123	< 0.1	0	2	1	< 0.1
15_15_4_0.1	3600	104814	0.13	0	2	1	< 0.1
20_10_2_0.1	13	931	< 0.1	0	2	1	< 0.1
20_10_3_0.1	298	8996	< 0.1	0	2	1	< 0.1
20_10_4_0.1	3600	103288	0.1	0	2	1	< 0.1
20_15_2_0.1	124	2475	< 0.1	0	2	1	< 0.1
20_15_3_0.1	809	13152	< 0.1	0	2	1	< 0.1
20_15_4_0.1	3600	18122	0.2	0	2	1	< 0.1
20_20_2_0.1	224	6417	< 0.1	0	2	1	< 0.1
20_20_3_0.1	1395	9885	< 0.1	0	2	1	< 0.1
20_20_4_0.1	3600	7372	7.71	0	3	1	< 0.1
25_10_2_0.1	132	2450	< 0.1	0	2	1	< 0.1
25_10_3_0.1	738	9885	< 0.1	0	2	1	< 0.1
25_10_4_0.1	3600	24416	0.19	0	2	1	< 0.1
25_15_2_0.1	201	8831	< 0.1	0	2	1	< 0.1
25_15_3_0.1	2768	19519	< 0.1	0	2	1	< 0.1
25_15_4_0.1	3600	5874	192.03	0	2	1	< 0.1
25_20_2_0.1	485	4806	< 0.1	0	2	1	< 0.1
25_20_3_0.1	3600	7847	154.38	0	2	1	< 0.1
25_20_4_0.1	3600	6306	194.75	0	2	1	< 0.1
25_25_2_0.1	1457	7752	< 0.1	0	2	1	< 0.1
25_25_3_0.1	3600	5753	144.03	0	2	1	< 0.1
25_25_4_0.1	3600	6993	23.19	0	2	1	< 0.1

Table 1: Comparison between Gurobi and BICL-SDP on small-scale artificial instances with noise $\sigma = 0.1$. For each instance, we report the computational time in seconds (Time [s]), the number of nodes (Nodes), and the percentage gap (Gap [%]). Additionally, for BICL-SDP, we include the number of cutting-plane iterations (CP) at the root node.

Instance	Gurobi			BICL-SDP			
	Time [s]	Nodes	Gap [%]	CP	Time [s]	Nodes	Gap [%]
10_10_2_0.3	9	1634	< 0.1	0	2	1	< 0.1
10_10_3_0.3	73	5145	< 0.1	0	2	1	< 0.1
10_10_4_0.3	3600	227576	2.19	1	16	13	< 0.1
15_10_2_0.3	35	6593	< 0.1	0	2	1	< 0.1
15_10_3_0.3	490	25430	< 0.1	1	3	1	< 0.1
15_10_4_0.3	3600	39510	4.52	1	17	15	< 0.1
15_15_2_0.3	90	2428	< 0.1	0	2	1	< 0.1
15_15_3_0.3	1151	52220	< 0.1	0	2	1	< 0.1
15_15_4_0.3	3600	13631	2.94	2	4	1	< 0.1
20_10_2_0.3	90	2457	< 0.1	0	2	1	< 0.1
20_10_3_0.3	3109	98938	< 0.1	1	3	1	< 0.1
20_10_4_0.3	3600	12406	4.17	2	14	7	< 0.1
20_15_2_0.3	486	8029	< 0.1	0	2	1	< 0.1
20_15_3_0.3	3600	37880	0.13	0	2	1	< 0.1
20_15_4_0.3	3600	5088	27.04	3	18	13	< 0.1
20_20_2_0.3	416	2594	< 0.1	0	2	1	< 0.1
20_20_3_0.3	3600	5499	127.53	0	2	1	< 0.1
20_20_4_0.3	3600	5901	212.64	1	3	1	< 0.1
25_10_2_0.3	353	7423	< 0.1	0	2	1	< 0.1
25_10_3_0.3	3600	48561	0.2	0	2	1	< 0.1
25_10_4_0.3	3600	5372	18.19	3	11	5	< 0.1
25_15_2_0.3	1354	7741	< 0.1	0	2	1	< 0.1
25_15_3_0.3	3600	7008	152.1	0	2	1	< 0.1
25_15_4_0.3	3600	5117	101.69	1	3	1	< 0.1
25_20_2_0.3	2251	8187	< 0.1	0	2	1	< 0.1
25_20_3_0.3	3600	4572	1.74	0	2	1	< 0.1
25_20_4_0.3	3600	5892	47.06	3	12	5	< 0.1
25_25_2_0.3	3496	10281	< 0.1	0	2	1	< 0.1
25_25_3_0.3	3600	5453	10.28	0	2	1	< 0.1
25_25_4_0.3	3600	6481	278.37	2	19	9	< 0.1

Table 2: Comparison between Gurobi and BICL-SDP on small-scale artificial instances with noise $\sigma = 0.3$. For each instance, we report the computational time in seconds (Time [s]), the number of nodes (Nodes), and the percentage gap (Gap [%]). Additionally, for BICL-SDP, we include the number of cutting-plane iterations (CP) at the root node.

feasible biclustering solution. Next, we compute the objective function for different values of k and generate a plot with the density of the corresponding k bicliques on the y-axis and k on the x-axis. We then identify the value of k at the point of inflection, often referred to as the “elbow” of the curve. In cases where multiple inflection points are observed, we consider all the suggested values of k . Overall, we consider 64 instances with varying number of vertices ($(n + m) \in [248, 1248]$) and bicliques. Table 3 provides a summary of the cancer datasets, with n , m , and k representing the number of genes, the number of samples, and the number of biclusters, respectively.

Instance	n	m	k
Bhattacharjee-2001-v1	386	203	4, 5
Bhattacharjee-2001-v2	193	203	3, 4
Dyrskjot-2003-v1	601	40	2, 3
Dyrskjot-2003-v2	301	40	2, 3, 4
Golub-1999-v1	934	72	2
Golub-1999-v2	467	72	2
Gordon-2002-v1	813	181	2
Gordon-2002-v2	407	181	2, 3
Khan-2001-v1	534	83	2, 3
Khan-2001-v2	267	83	2, 3
Pomeroy-2002-v1	428	34	7, 8
Pomeroy-2002-v2	214	34	7, 8
Ramaswamy-2001-v1	681	190	2, 3, 4
Ramaswamy-2001-v2	341	190	2, 3, 4
Risinger-2003-v1	885	42	2, 3
Risinger-2003-v2	443	42	2, 3
Singh-2002-v1	339	102	2, 4, 5
Singh-2002-v2	169	102	2, 3
Su-2001-v1	785	174	3, 4
Su-2001-v2	393	174	2, 3, 5

Instance	n	m	k
TCGA-BLCA-v1	822	426	2, 4
TCGA-BLCA-v2	411	426	2, 3
TCGA-BRCA-v1	942	206	2, 3
TCGA-BRCA-v2	471	206	2, 3
TCGA-CESC-v1	822	308	2
TCGA-CESC-v2	411	308	2
TCGA-CHOL-v1	822	45	2, 3
TCGA-CHOL-v2	411	45	2, 3
TCGA-ESCA-v1	822	196	2, 3, 4
TCGA-ESCA-v2	411	196	2, 3, 4
TCGA-GBM-v1	822	172	2
TCGA-GBM-v2	411	172	2

Table 3: Cancer datasets used in the experiments. Instances from (De Souto et al., 2008) are presented on the left, while those from TCGA (Weinstein et al., 2013) are on the right. For each instance, we report the number of genes n , the number of samples m , and the number of target biclusters k .

The experimental results are presented in Tables 4 and 5. Here, we report the instance name (Instance), the total number of vertices ($n + m$), the number of bicliques (k), the computational time in seconds (Time [s]), the number of branch-and-cut nodes (Nodes), and the final percentage gap (Gap [%]). Moreover, we report some statistics relative to the root node. These include the percentage gap before performing cutting-plane iterations (Gap₀ [%]), the number of cutting-plane iterations (CP), and the percentage gap after CP iterations (Gap_{CP} [%]).

Computational results show that BICL-SDP successfully solves all instances within the required optimality gap ($< 0.1\%$). These findings confirm that adding valid inequalities to the SDP relaxation significantly reduces the gap. Specifically, 21 out of 64 instances are directly solved at the root node through cutting-plane iterations. For the remaining instances, a gap exists at the root node, and thus branching becomes necessary. Interestingly, only a few nodes are explored in these cases, highlighting the effectiveness of the branching strategy. Although the number of nodes in

Instance	$n + m$	k	Gap ₀ [%]	CP	Gap _{CP} [%]	Nodes	Time [s]	Gap [%]
Bhattacharjee-2001-v1	589	4	9.96	25	0.75	23	4627	< 0.1
Bhattacharjee-2001-v1	589	5	20.41	26	0.99	31	6162	< 0.1
Bhattacharjee-2001-v2	396	3	5.11	10	0.47	25	2099	< 0.1
Bhattacharjee-2001-v2	396	4	10.99	11	0.58	17	1846	< 0.1
Dyrskjot-2003-v1	641	2	7.79	15	0.64	15	8365	< 0.1
Dyrskjot-2003-v1	641	3	6.34	28	0.58	13	9077	< 0.1
Dyrskjot-2003-v2	341	2	6.24	8	0.87	9	909	< 0.1
Dyrskjot-2003-v2	341	3	5.47	13	0.39	49	1753	< 0.1
Dyrskjot-2003-v2	341	4	4.79	15	0.34	53	2492	< 0.1
Golub-1999-v1	1006	2	8.90	46	0.45	5	20549	< 0.1
Golub-1999-v2	539	2	7.03	18	< 0.1	1	1696	< 0.1
Gordon-2002-v1	994	2	2.43	2	0.94	7	14304	< 0.1
Gordon-2002-v2	588	2	2.03	3	< 0.1	1	307	< 0.1
Gordon-2002-v2	588	3	7.11	22	0.72	59	9559	< 0.1
Khan-2001-v1	617	2	8.52	33	0.53	9	7884	< 0.1
Khan-2001-v1	617	3	9.52	43	< 0.1	1	4365	< 0.1
Khan-2001-v2	350	2	6.85	8	< 0.1	1	174	< 0.1
Khan-2001-v2	350	3	9.52	13	0.19	7	611	< 0.1
Pomeroy-2002-v1	462	7	10.74	13	0.54	11	2312	< 0.1
Pomeroy-2002-v1	462	8	10.59	24	0.62	55	5579	< 0.1
Pomeroy-2002-v2	248	7	10.06	6	0.47	9	431	< 0.1
Pomeroy-2002-v2	248	8	9.62	7	0.57	39	1122	< 0.1
Ramaswamy-2001-v1	871	2	7.63	27	0.27	5	9139	< 0.1
Ramaswamy-2001-v1	871	3	7.19	31	0.23	3	7268	< 0.1
Ramaswamy-2001-v1	871	4	7.76	27	0.71	35	14215	< 0.1
Ramaswamy-2001-v2	531	2	7.15	14	< 0.1	1	752	< 0.1
Ramaswamy-2001-v2	531	3	6.90	12	< 0.1	1	560	< 0.1
Ramaswamy-2001-v2	531	4	7.92	19	0.25	21	3648	< 0.1
Risinger-2003-v1	927	2	5.21	31	< 0.1	1	5345	< 0.1
Risinger-2003-v1	927	3	5.42	23	1.48	15	13879	< 0.1
Risinger-2003-v2	485	2	5.01	7	< 0.1	1	223	< 0.1
Risinger-2003-v2	485	3	6.01	23	0.19	11	3014	< 0.1
Singh-2002-v1	441	2	7.12	10	< 0.1	1	482	< 0.1
Singh-2002-v1	441	4	5.94	19	0.93	31	5351	< 0.1
Singh-2002-v1	441	5	7.34	16	1.63	63	9968	< 0.1
Singh-2002-v2	271	2	4.01	4	< 0.1	1	73	< 0.1
Singh-2002-v2	271	3	3.19	4	< 0.1	1	75	< 0.1
Su-2001-v1	959	3	5.59	10	< 0.1	1	1623	< 0.1
Su-2001-v1	959	4	3.98	17	0.25	5	10149	< 0.1
Su-2001-v2	567	2	9.11	13	0.77	17	4456	< 0.1
Su-2001-v2	567	3	5.61	11	< 0.1	1	808	< 0.1
Su-2001-v2	567	5	3.64	17	< 0.1	1	1428	< 0.1

Table 4: Computational results of BICL-SDP on De Souto et al. (2008) instances. For each instance, we report the total number of vertices ($n + m$), the number of bicliques (k), the computational time in seconds (Time [s]), the number of branch-and-cut nodes (Nodes), and the final percentage gap (Gap [%]). Moreover, we report following statistics at the root node: the percentage gap without cutting-plane iterations (Gap₀ [%]), the number of cutting-plane iterations (CP), and the percentage gap after CP iterations (Gap_{CP} [%]).

the branch-and-cut tree is small, the computational cost per node can be high due to the large number of inequalities. Looking at the statistics at the root node, larger instances require a higher number of cutting-plane iterations, resulting in generally longer computing times as the problem

Instance	$n + m$	k	Gap ₀ [%]	CP	Gap _{CP} [%]	Nodes	Time [s]	Gap [%]
TCGA-BLCA-v1	1248	2	3.24	50	0.46	5	19626	< 0.1
TCGA-BLCA-v1	1248	4	7.93	29	0.74	23	12774	< 0.1
TCGA-BLCA-v2	837	2	2.14	19	< 0.1	1	1440	< 0.1
TCGA-BLCA-v2	837	3	3.35	20	0.54	19	4510	< 0.1
TCGA-BRCA-v1	1148	2	0.82	16	< 0.1	1	3798	< 0.1
TCGA-BRCA-v1	1148	3	0.97	28	0.12	3	9521	< 0.1
TCGA-BRCA-v2	677	2	1.67	7	0.31	3	1043	< 0.1
TCGA-BRCA-v2	677	3	0.61	6	< 0.1	1	358	< 0.1
TCGA-CESC-v1	1130	2	2.01	31	0.52	13	18527	< 0.1
TCGA-CESC-v2	719	2	2.09	18	< 0.1	1	1271	< 0.1
TCGA-CHOL-v1	867	2	0.89	8	< 0.1	1	683	< 0.1
TCGA-CHOL-v1	867	3	1.39	16	0.59	17	7080	< 0.1
TCGA-CHOL-v2	456	2	0.58	1	0.1	1	22	< 0.1
TCGA-CHOL-v2	456	3	1.32	14	0.23	7	921	< 0.1
TCGA-ESCA-v1	1018	2	0.60	10	< 0.1	1	949	< 0.1
TCGA-ESCA-v1	1018	3	3.10	27	0.72	9	18405	< 0.1
TCGA-ESCA-v1	1018	4	3.41	34	0.61	21	15619	< 0.1
TCGA-ESCA-v2	607	2	0.39	3	< 0.1	1	85	< 0.1
TCGA-ESCA-v2	607	3	2.63	18	0.33	19	3566	< 0.1
TCGA-ESCA-v2	607	4	2.20	15	0.28	25	2870	< 0.1
TCGA-GBM-v1	994	2	3.63	33	0.54	3	13467	< 0.1
TCGA-GBM-v2	583	2	2.30	22	0.14	5	2313	< 0.1

Table 5: Computational results of BICL-SDP on TCGA instances. For each instance, we report the total number of vertices ($n + m$), the number of bicliques (k), the computational time in seconds (Time [s]), the number of branch-and-cut nodes (Nodes), and the final percentage gap (Gap [%]). Moreover, we report following statistics at the root node: the percentage gap without cutting-plane iterations (Gap₀ [%]), the number of cutting-plane iterations (CP), and the percentage gap after CP iterations (Gap_{CP} [%]).

size increases. Notably, for most instances, the gap (Gap_{CP} [%]) becomes less than 1% at the end of the cutting-plane procedure, often achieving a reduction of one order of magnitude compared to the initial gap (Gap₀ [%]). As anticipated, the basic SDP relaxation is never tight at the root node, but the globally optimal solution is consistently found and certified by the proposed BICL-SDP.

To better understand the contributions of both the cutting plane and the rounding heuristic at the root node, Figures 3, 4, and 5 illustrate the percentage gap against the number of CP iterations. Note that, the rounding heuristic is executed after each upper bound computation to leverage the improved SDP solution. In the plots, the “x” marker denotes an update of the global lower bound at the corresponding CP iteration. These figures highlight two main findings. First, during the initial iterations, the gap diminishes at a faster rate. However, subsequent iterations remain valuable as they lead to further gap reduction. Second, the quality of the SDP bound significantly influences the rounding heuristic in generating feasible bicliques, as evidenced by the frequent updates of the lower bound. This emphasizes the effectiveness of both the cutting plane algorithm and the heuristic approach.

Summarizing, BICL-SDP can tackle instances having sizes approximately 20 times larger than those handled by off-the-shelf global optimization solvers. This achievement is attributed to several

components of the proposed branch-and-cut algorithm: (i) the bounding procedure, which employs first-order methods to get computationally efficient SDP bounds; (ii) the fundamental role of the proposed inequalities within the cutting plane procedure; and (iii) the heuristic procedure complemented by the branching strategy which enables to find the global maximum either at the root node or within a limited number of explored nodes.

6. Conclusions

This paper proposes a branch-and-cut algorithm for biclustering that exploits tools from semidefinite programming. Focusing on the k -DDB problem as a biclustering model, the objective is to identify a set of k disjoint bicliques within a given weighted complete bipartite graph such that the sum of the densities of the complete subgraphs induced by these bicliques is maximized. The upper bound routine employs first-order methods to get computationally efficient SDP bounds. To strengthen the bound, valid inequalities are added to the SDP relaxation in a cutting-plane fashion. Besides these upper bounds, the SDP relaxation also provides a primal solution that is used in the rounding heuristic to get feasible bicliques and hence lower bounds. Finally, a tailored branching strategy is used to reformulate subproblems as SDPs over lower dimensional positive semidefinite cones. Numerical results of the overall branch-and-cut algorithm impressively exhibit the efficiency of the proposed solver. To the best of the author's knowledge, no other exact solution method can handle real-world instances with a few thousand vertices. This problem size is about 20 times larger than the one handled by general-purpose solvers. Clearly, as the number of vertices increases, the bottleneck shifts to solving the SDP relaxation with a large number of inequalities. Therefore, as a potential avenue for future research, one could develop a tailored SDP solver to further enhance the size of biclustering instances that can be solved to provable optimality. Additionally, the tools proposed in this paper could be extended to address variants of the biclustering problem, such as constrained biclustering (Pensa & Boulicaut, 2008; Song et al., 2010). In constrained biclustering, user-defined constraints (e.g., the requirement for certain objects and/or attributes to be grouped together or kept separate) are incorporated into the problem. From an optimization perspective, this introduces several locally optimal solutions.

Acknowledgement

I would like to thank Prof. Veronica Piccialli for her valuable suggestions and precious support.

References

- Ames, B. P. (2014). Guaranteed clustering and biclustering via semidefinite programming. *Mathematical Programming*, 147, 429–465.
- Bergmann, S., Ihmels, J., & Barkai, N. (2003). Iterative signature algorithm for the analysis of large-scale gene expression data. *Physical review E*, 67, 031902.

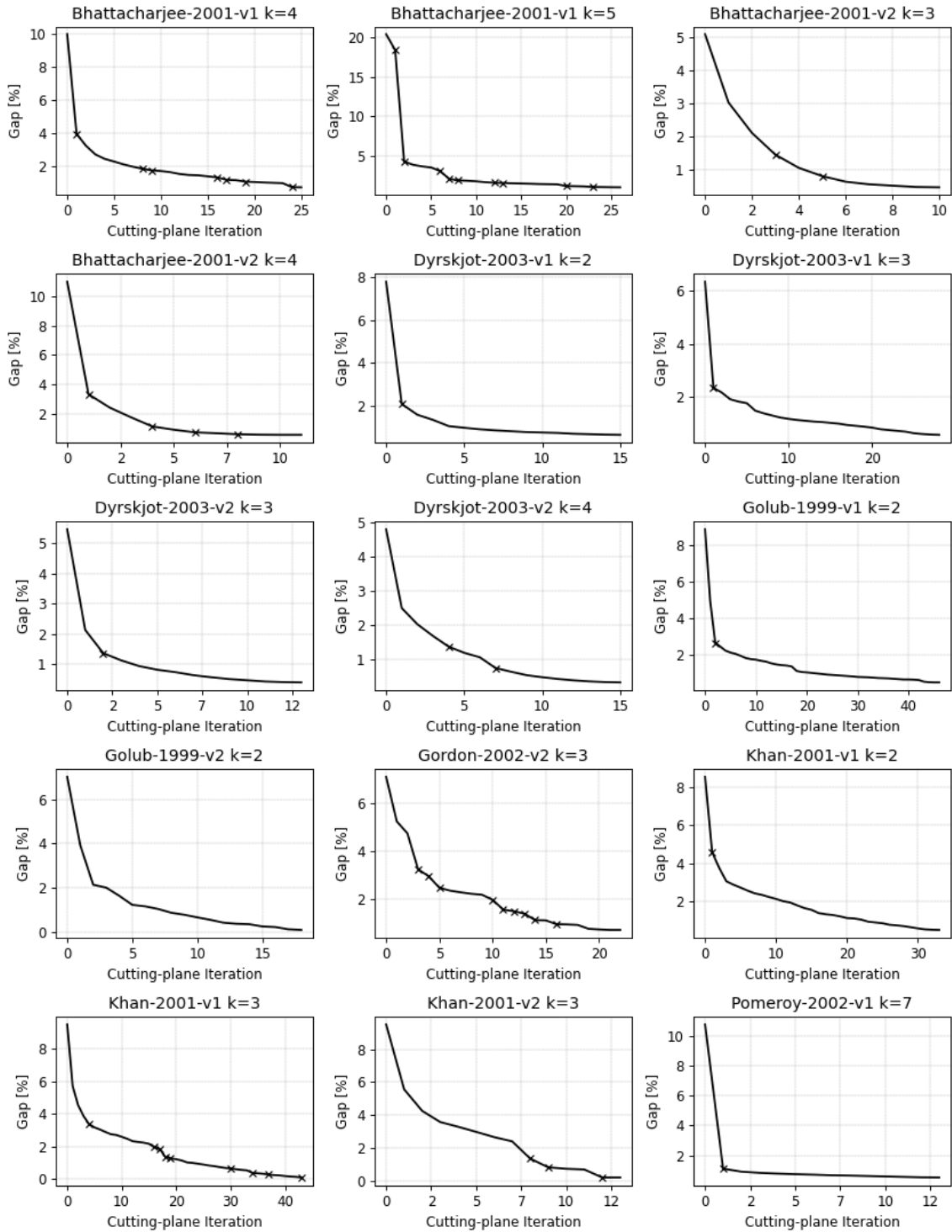


Figure 3: Percentage gap versus cutting-plane iterations at the root node. The “x” marker indicates that the global lower bound has been updated at the corresponding iteration.

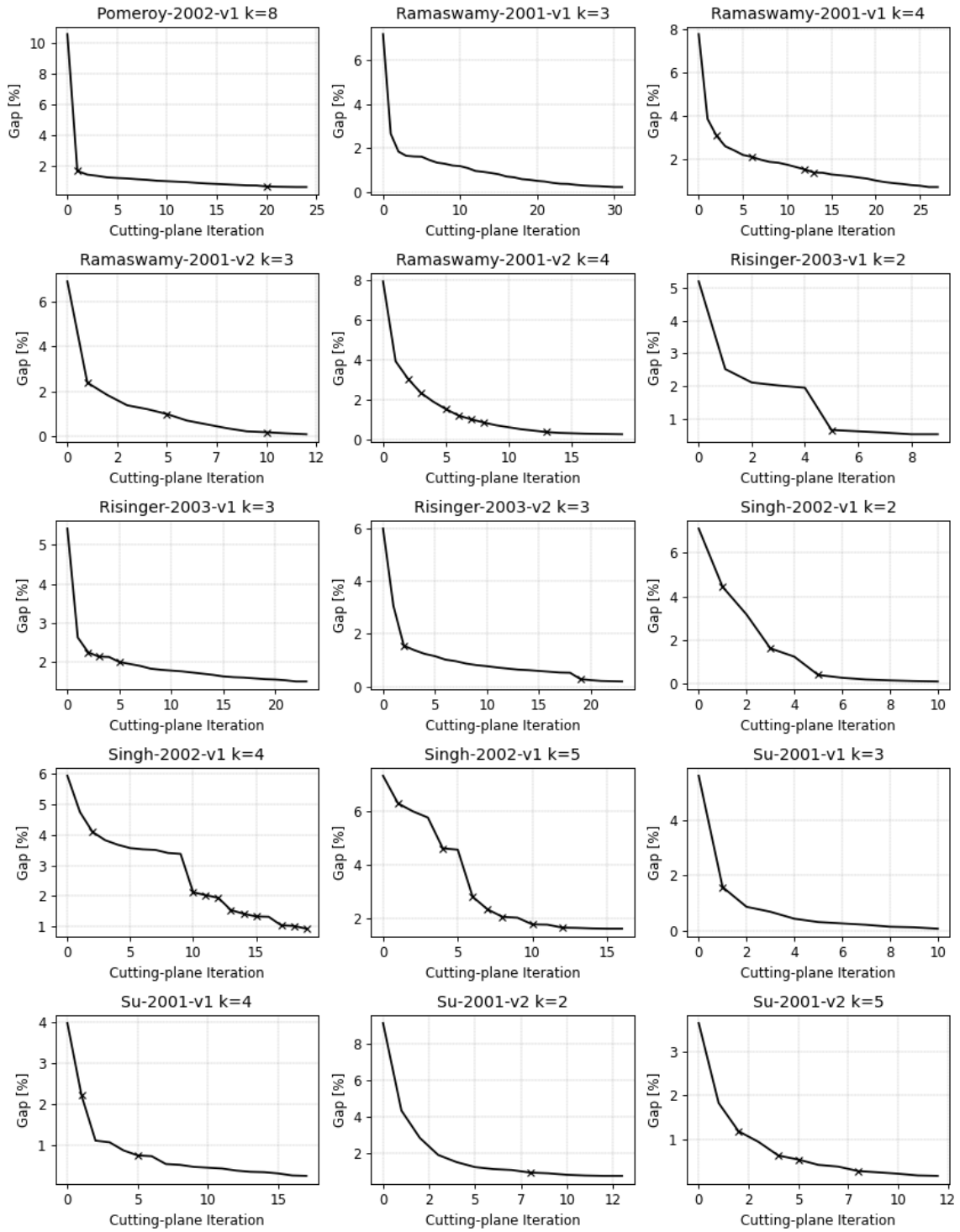


Figure 4: Percentage gap versus cutting-plane iterations at the root node. The “x” marker indicates that the global lower bound has been updated at the corresponding iteration.

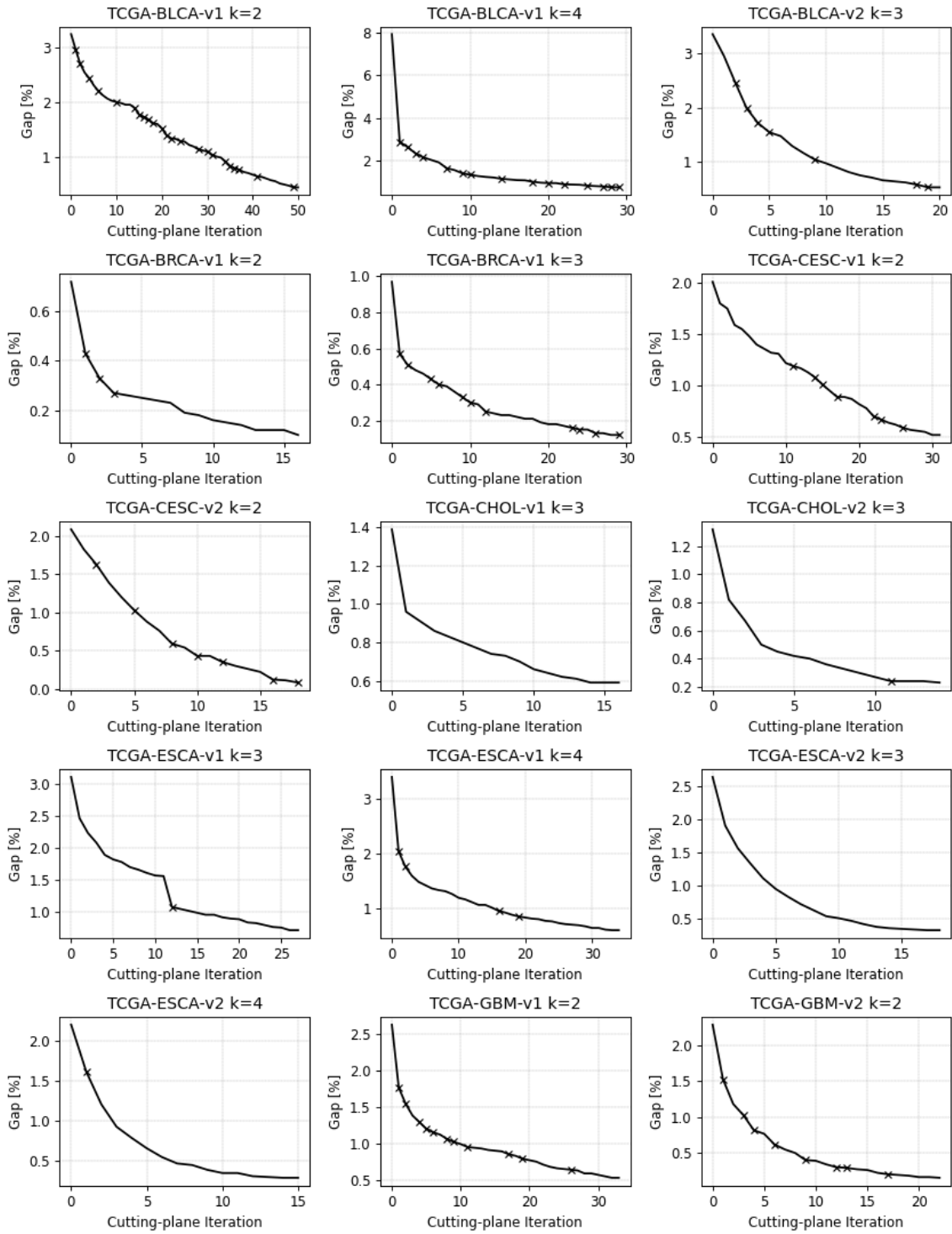


Figure 5: Percentage gap versus cutting-plane iterations at the root node. The “x” marker indicates that the global lower bound has been updated at the corresponding iteration.

- Bourin, J.-C., Lee, E.-Y., & Lin, M. (2012). On a decomposition lemma for positive semi-definite block-matrices. *Linear Algebra and its Applications*, *437*, 1906–1912.
- Busygin, S., Prokopyev, O., & Pardalos, P. M. (2008). Biclustering in data mining. *Computers & Operations Research*, *35*, 2964–2987.
- Cheng, Y., & Church, G. M. (2000). Biclustering of expression data. In *Proceedings of the Eighth International Conference on Intelligent Systems for Molecular Biology* (p. 93–103). AAAI Press.
- Cumbo, F., Fiscon, G., Ceri, S., Masseroli, M., & Weitschek, E. (2017). TCGA2BED: extracting, extending, integrating, and querying the cancer genome atlas. *BMC Bioinformatics*, *18*, 1–9.
- De Rosa, A., & Khajavirad, A. (2022). The ratio-cut polytope and k-means clustering. *SIAM Journal on Optimization*, *32*, 173–203.
- De Souto, M. C., Costa, I. G., de Araujo, D. S., Ludermir, T. B., & Schliep, A. (2008). Clustering cancer gene expression data: a comparative study. *BMC bioinformatics*, *9*, 1–14.
- Deza, M., & Laurent, M. (1997). *Geometry of Cuts and Metrics*. Algorithms and Combinatorics. Springer Berlin Heidelberg.
- Dhillon, I. S. (2001). Co-clustering documents and words using bipartite spectral graph partitioning. In *Proceedings of the Seventh ACM SIGKDD International Conference on Knowledge Discovery and Data Mining KDD '01* (p. 269–274). New York, NY, USA: Association for Computing Machinery.
- Ding, C., Zhang, Y., Li, T., & Holbrook, S. R. (2006). Biclustering protein complex interactions with a biclique finding algorithm. In *Sixth International Conference on Data Mining (ICDM'06)* (pp. 178–187). IEEE.
- Du Merle, O., Hansen, P., Jaumard, B., & Mladenovic, N. (1999). An interior point algorithm for minimum sum-of-squares clustering. *SIAM Journal on Scientific Computing*, *21*, 1485–1505.
- d'Aspremont, A., & Boyd, S. (2003). Relaxations and randomized methods for nonconvex qcqps. *EE392 Class Notes, Stanford University*, *1*, 1–16.
- Fan, N., Boyko, N., & Pardalos, P. M. (2010a). Recent advances of data biclustering with application in computational neuroscience. In *Computational Neuroscience* (pp. 85–112). New York, NY: Springer New York.
- Fan, N., Chinchuluun, A., & Pardalos, P. M. (2010b). Integer programming of biclustering based on graph models. In *Optimization and Optimal Control* (pp. 479–498). Springer.
- Fan, N., & Pardalos, P. M. (2010). Linear and quadratic programming approaches for the general graph partitioning problem. *Journal of Global Optimization*, *48*, 57–71.
- Fan, N., & Pardalos, P. M. (2012). Multi-way clustering and biclustering by the ratio cut and normalized cut in graphs. *Journal of Combinatorial Optimization*, *23*, 224–251.
- Garey, M. R., & Johnson, D. S. (1979). *Computers and Intractability: A Guide to the Theory of NP-Completeness*. W. H. Freeman.
- Hagen, L., & Kahng, A. (1992). New spectral methods for ratio cut partitioning and clustering. *IEEE Transactions on Computer-Aided Design of Integrated Circuits and Systems*, *11*, 1074–1085.
- Hartigan, J. A. (1972). Direct clustering of a data matrix. *Journal of the American Statistical Association*, *67*, 123–129.
- Hofmann, T., & Puzicha, J. (1999). Latent class models for collaborative filtering. In *Proceedings of the 16th International Joint Conference on Artificial Intelligence - Volume 2 IJCAI'99* (p. 688–693). San Francisco, CA, USA: Morgan Kaufmann Publishers Inc.
- Hosseini, S., Fontes, D. B., & Butenko, S. (2020). A Lagrangian bound on the clique number and an exact algorithm for the maximum edge weight clique problem. *INFORMS Journal on Computing*, *32*, 747–762.
- Huang, S., Xu, Z., Tsang, I. W., & Kang, Z. (2020). Auto-weighted multi-view co-clustering with bipartite graphs. *Information Sciences*, *512*, 18–30.
- Jansson, C., Chaykin, D., & Keil, C. (2008). Rigorous error bounds for the optimal value in semidefinite programming. *SIAM Journal on Numerical Analysis*, *46*, 180–200.

- Kluger, Y., Basri, R., Chang, J. T., & Gerstein, M. (2003). Spectral biclustering of microarray data: coclustering genes and conditions. *Genome research*, *13*, 703–716.
- Lloyd, S. (1982). Least squares quantization in PCM. *IEEE Transactions on Information Theory*, *28*, 129–137.
- Madeira, S. C., & Oliveira, A. L. (2004). Biclustering algorithms for biological data analysis: a survey. *IEEE/ACM Transactions on Computational Biology and Bioinformatics*, *1*, 24–45.
- Mirkin, B. (1996). *Mathematical Classification and Clustering* volume 11 of *Nonconvex Optimization and Its Applications*. Kluwer Academic Publishers.
- Oliveira, D. E., Wolkowicz, H., & Xu, Y. (2018). ADMM for the SDP relaxation of the QAP. *Mathematical Programming Computation*, *10*, 631–658.
- Paci, P., Colombo, T., Ficon, G., Gurtner, A., Pavesi, G., & Farina, L. (2017). SWIM: a computational tool to unveiling crucial nodes in complex biological networks. *Scientific Reports*, *7*, 44797.
- Padilha, V. A., & Campello, R. J. (2017). A systematic comparative evaluation of biclustering techniques. *BMC Bioinformatics*, *18*, 1–25.
- Pandey, A., Sharma, G., & Jain, N. (2020). Maximum weighted edge biclique problem on bipartite graphs. In *Conference on Algorithms and Discrete Applied Mathematics* (pp. 116–128). Springer.
- Peeters, R. (2003). The maximum edge biclique problem is np-complete. *Discrete Applied Mathematics*, *131*, 651–654.
- Pensa, R. G., & Boulicaut, J.-F. (2008). Constrained co-clustering of gene expression data. In *Proceedings of the 2008 SIAM International Conference on Data Mining* (pp. 25–36). SIAM.
- Piccialli, V., Russo, A. R., & Sudoso, A. M. (2022a). An exact algorithm for semi-supervised minimum sum-of-squares clustering. *Computers & Operations Research*, *147*, 105958.
- Piccialli, V., & Sudoso, A. M. (2023). Global optimization for cardinality-constrained minimum sum-of-squares clustering via semidefinite programming. *Mathematical Programming*, (pp. 1–35).
- Piccialli, V., Sudoso, A. M., & Wiegele, A. (2022b). SOS-SDP: An exact solver for minimum sum-of-squares clustering. *INFORMS Journal on Computing*, *34*, 2144–2162.
- Rege, M., Dong, M., & Fotouhi, F. (2008). Bipartite isoperimetric graph partitioning for data co-clustering. *Data Mining and Knowledge Discovery*, *16*, 276–312.
- Sahinidis, N. V. (1996). BARON: A general purpose global optimization software package. *Journal of Global Optimization*, *8*, 201–205.
- Shabalin, A. A., Weigman, V. J., Perou, C. M., & Nobel, A. B. (2009). Finding large average submatrices in high dimensional data. *The Annals of Applied Statistics*, (pp. 985–1012).
- Shi, J., & Malik, J. (2000). Normalized cuts and image segmentation. *IEEE Transactions on Pattern Analysis and Machine Intelligence*, *22*, 888–905.
- Song, K., Yao, X., Nie, F., Li, X., & Xu, M. (2021). Weighted bilateral k-means algorithm for fast co-clustering and fast spectral clustering. *Pattern Recognition*, *109*, 107560.
- Song, Y., Pan, S., Liu, S., Wei, F., Zhou, M., & Qian, W. (2010). Constrained coclustering for textual documents. In *Proceedings of the AAAI Conference on Artificial Intelligence* (pp. 581–586). volume 24.
- Sotirov, R. (2014). An efficient semidefinite programming relaxation for the graph partition problem. *INFORMS Journal on Computing*, *26*, 16–30.
- Sun, D., Toh, K.-C., & Yang, L. (2015). A convergent 3-block semiproximal alternating direction method of multipliers for conic programming with 4-type constraints. *SIAM Journal on Optimization*, *25*, 882–915.
- Sun, D., Toh, K.-C., Yuan, Y., & Zhao, X.-Y. (2020). SDPNAL+: A Matlab software for semidefinite programming with bound constraints (version 1.0). *Optimization Methods and Software*, *35*, 87–115.
- Vandenberghe, L., & Boyd, S. (1996). Semidefinite programming. *SIAM Review*, *38*, 49–95.
- Weinstein, J. N., Collisson, E. A., Mills, G. B., Shaw, K. R., Ozenberger, B. A., Ellrott, K., Shmulevich, I., Sander, C., & Stuart, J. M. (2013). The cancer genome atlas pan-cancer analysis project. *Nature genetics*, *45*, 1113–1120.
- Wolkowicz, H., & Zhao, Q. (1999). Semidefinite programming relaxations for the graph partitioning problem. *Discrete*

Applied Mathematics, 96, 461–479.

Wu, Q., & Hao, J.-K. (2015). A review on algorithms for maximum clique problems. *European Journal of Operational Research*, 242, 693–709.

Yang, L., Sun, D., & Toh, K.-C. (2015). SDPNAL+: a majorized semismooth Newton-CG augmented lagrangian method for semidefinite programming with nonnegative constraints. *Mathematical Programming Computation*, 7, 331–366.

Zha, H., He, X., Ding, C., Simon, H., & Gu, M. (2001). Bipartite graph partitioning and data clustering. In *Proceedings of the Tenth International Conference on Information and Knowledge Management CIKM '01* (p. 25–32). New York, NY, USA: Association for Computing Machinery.