

From Pro, Anti to Informative and Hesitant: An Infoveillance study of COVID-19 vaccines and vaccination discourse on Twitter

Pardeep Singh^{1*}, Rabindra Lamsal², Monika Singh¹,
Satish Chand¹, Bhawna Shishodia¹

¹School of Computer & Systems Sciences, Jawaharlal Nehru University,
New Delhi, 110067, India.

²School of Computing and Information Systems, The University of
Melbourne, Victoria, 3010, Australia.

*Corresponding author(s). E-mail(s): pardee87_scs@jnu.ac.in;
Contributing authors: rlamsal@student.unimelb.edu.au;
monika095_scs@jnu.ac.in; schand@mail.jnu.ac.in;
bhawna.shishodia.du@gmail.com;

Abstract

COVID-19 pandemic has brought unprecedented challenges to the world, and vaccination has been a key strategy to combat the disease. Since Twitter is one of the most widely used public microblogging platforms, researchers have analysed COVID-19 vaccines and vaccination Twitter discourse to explore the conversational dynamics around the topic. While contributing to the crisis informatics literature, we curate a large-scale geotagged Twitter dataset, *GeoCovaxTweets Extended*, and explore the discourse through multiple spatiotemporal analyses. This dataset covers a longer time span of 38 months, from the announcement of the first vaccine to the availability of booster doses. Results show that 43.4% of the collected tweets, although containing phrases and keywords related to vaccines and vaccinations, were unrelated to the COVID-19 context. In total, 23.1% of the discussions on vaccines and vaccinations were classified as Pro, 16% as Hesitant, 11.4% as Anti, and 6.1% as Informative. The trend shifted towards Pro and Informative tweets globally as vaccination programs progressed, indicating a change in the public's perception of COVID-19 vaccines and vaccination. Furthermore, we explored the discourse based on account attributes, i.e., followers' counts, and tweet counts. Results show a significant pattern of discourse differences. Our findings highlight the potential of harnessing a large-scale geotagged

Twitter dataset to understand global public health communication and to inform targeted interventions aimed at addressing vaccine hesitancy.

Keywords: Social media analysis, Twitter analytics, COVID-19 discourse, Vaccine hesitancy, Transformer-based models

1 Introduction

COVID-19, caused by the Severe Acute Respiratory Syndrome Coronavirus 2 (SARS-CoV-2), has claimed the lives of above 6 million people globally between January 1, 2020, and December 31, 2022 [1]. On March 11, 2020, the World Health Organization (WHO) declared the COVID-19 outbreak a pandemic as the virus rapidly spread across the globe, causing widespread illness and death. Social distancing, face masks, and hand sanitation were advised to reduce the spread of the virus. Governments worldwide temporarily closed educational institutions and suspended international travel while outlawing large gatherings. The impacts of these measures were seen on the economy, and mental health [2]. As a result, vaccine development became a major focus of the scientific and medical communities. The global effort to develop effective vaccines against COVID-19 did bring promising results. As of April 8, 2022, the WHO has evaluated 10 different COVID-19 vaccines to have met the necessary criteria for safety and efficacy¹.

As the vaccine rollout started worldwide in different phases, opinions on the vaccine’s safety and efficacy surfaced on social media platforms such as Twitter. Some users expressed support for the vaccines, citing their effectiveness in preventing the spread of the virus, while others expressed doubt, citing concerns about the speed of the vaccine distribution and potential side effects [3, 4]. Still, others expressed uncertainty, noting that the decision to get vaccinated is personal. Most importantly, hesitancy in getting vaccinated for COVID-19 has been cited for various factors, such as misinformation, lack of trust in the medical system, or concerns about the safety and effectiveness of vaccines [5]. Anti-vaccination groups had been observed using false claims of a causal link between vaccines and unrelated illnesses as a tactic². However, these claims were based on misinterpreting correlation and causation. Correlation means that two events occurred together but does not imply that one event caused the other. Just because someone got sick after vaccination does not mean the vaccine caused the illness. Therefore, it was extremely necessary for researchers in crisis informatics and social computing to explore the nature of these misinformation sources, the respective actors in the information propagation network, and the conversational dynamics of the contexts around vaccines and vaccination.

With its large and active user base, Twitter has been extensively explored for discourse analysis related to COVID-19. Its live and historical public feed can be accessed through various API endpoints, making it a valuable source for natural language processing (NLP) tasks. Researchers have utilized Twitter discussions to analyze

¹<https://www.who.int/emergencies/diseases/novel-coronavirus-2019/covid-19-vaccines/advice>

²<https://www.bbc.com/future/article/20211209-how-to-talk-to-vaccine-hesitant-people>

public opinions and attitudes towards COVID-19 vaccines, and measure vaccine hesitancy [4, 6–10]. However, previous studies are limited in their regional focus and temporal coverage, highlighting the need for a more comprehensive global analysis of the discourse surrounding COVID-19 vaccines on Twitter over a longer period. Additionally, those studies classified the discourse into simplistic pro-anti-neutral or pro-anti-neutral-hesitant classifications, but a more nuanced understanding of public perceptions and attitudes towards COVID-19 vaccines is necessary.

1.1 Research Objectives

As a response to the ongoing COVID-19 pandemic and the desire to gain a better comprehension of the global discussion around COVID-19 vaccines and vaccination, a large-scale geotagged Twitter dataset — *GeoCovaxTweets Extended* — is created. The dataset covers a 38-month period, including the first COVID-19 vaccine announcement to the availability of booster doses, and contains tweets from around the globe. We examine the dataset to attain a more comprehensive understanding of the global discourse about COVID-19 vaccines and vaccination, across the following distinct perspectives: support, criticism, hesitancy, information, and irrelevant. Our study highlights the spatial-temporal evolution of the discourse on Twitter, providing beneficial insights for policymakers and public health officials. Specifically, we look at the following research questions:

- **RQ1:** How has the rollout of COVID-19 vaccines affected social media discourse, particularly on Twitter?
- **RQ2:** How do Twitter users from different countries and territories participate in the discourse surrounding COVID-19 vaccines and vaccination, and how does this participation vary depending on their stance (pro, anti, hesitant, informative)?
- **RQ3:** How do verified Twitter accounts shape the discourse on COVID-19 vaccines and vaccination, and what messages do they promote?
- **RQ4:** How has the discourse around COVID-19 vaccines and vaccination changed over time, and how does this relate to the global vaccination progress?
- **RQ5:** Is there any usage of contextual hashtags in tweets related to COVID-19 vaccines and vaccination, and if so, how do they vary across different stances?
- **RQ6:** How does the level of Twitter user engagement, measured by followers and tweet count, vary across different stances and over time in the discourse surrounding COVID-19 vaccines and vaccination?

While addressing the above research questions, this paper contributes the following to the crisis informatics literature (**data releases will be done after peer review completes**):

- Most existing studies analyzing the COVID-19 vaccines and vaccination discourse are categorically limited. Therefore, we explore the Twitterverse while considering the following classes: Pro, anti, informative, hesitant, and not-related, for an extended period of over 165 weeks. We investigate how Twitter users globally and from top countries in the discourse, and distinct stances engage in vaccine discourse, analyze the role of verified Twitter accounts, track changes in vaccine discourse over time and relate it to global vaccination progress, study the use

of contextual hashtags, and measure Twitter engagement levels across different stances and time periods.

- We release a new labelled dataset — *PAIHcovax* — for studying COVID-19 vaccines and vaccination stances. We experiment with multiple state-of-the-art transformer-based models on the dataset and release the best-performing classifier — *CovaxBERT*.
- Furthermore, we release a large-scale COVID-19 vaccines and vaccination-specific tweets dataset, *GeoCovaxTweets Extended*, to facilitate further research on this topic. As per Twitter policy, we only share tweet identifiers with the public. Researchers need to retrieve the original tweets and the related metadata with the help of libraries/applications such as *twarc* (Python library) and *Hydrator* (Desktop application).

2 Related work

Numerous publicly available datasets comprising massive collections of tweets related to the COVID-19 pandemic have been made accessible [11–15]. However, these large-scale datasets mainly focus on general COVID-19 discussions. Researchers have also developed publicly available tweet datasets that cover vaccines and anti-vaccine discourse to better understand the prevalence and sentiment of vaccine hesitancy on social media. Some of these datasets are language-specific, primarily in English [4, 10], while others are multilingual [16, 17] and region-specific [8, 16, 18]. These datasets are a valuable resource for researchers, public health officials, and policymakers seeking to better comprehend this phenomenon. For instance, [10] presented a dataset of 4.7 million English language vaccine-related tweets extracted using 76 hashtags and keywords for the timeline January 4–11, 2021. Similarly, [4] introduced a dataset of 137 million tweets containing anti-vaccine conversations on Twitter. The dataset comprised tweets collected through the streaming API using 60 keywords and historical tweets of 70,000 users propagating anti-vaccine tweets. [18] presented a dataset of 0.3 million geotagged tweets, focusing on the United States, collected between March 01, 2020, and February 08, 2021. Additionally, [8] collected a dataset of 31.1k geotagged tweets specific to Australia from January 20, 2020, to October 20, 2022. Social science researchers have also used survey-based methods, such as self-reporting questionnaires, to analyze people’s stance toward vaccines and vaccination on a limited scale [19, 20].

Some studies have focused on sentiment or stance analysis of the COVID-19 vaccines and vaccination discourse. Researchers have used sentiment analyzers such as TextBlob, VADER or supervised classifiers to perform sentiment analysis [21–23]. [24] examined public sentiments and attitudes towards COVID-19 vaccination using Twitter data. The authors analyzed 2.94 million COVID-19 vaccine-related tweets created between January 1, 2021, and April 31, 2021. The authors performed topic modeling to identify underlying topics and used VADER to measure sentiment scores. However, sentiment analyzers such as TextBlob and VADER rely heavily on pre-defined dictionaries and sentiment lexicons, which may not always capture the nuances of language. Hence, another option is to label datasets manually with their respective classes (e.g., pro, anti, neutral) and use supervised classifiers for the classification task. This allows

the model to generalize and make predictions on unseen text data with a higher degree of accuracy.

Continuing with the idea of developing labelled datasets, a study [6] collected 2.3 million English language tweets related to the COVID-19 vaccine during the first month following the announcement of the vaccines in the United Kingdom from November 2020 to December 2020. The authors presented 7,530 labelled tweets and examined the sentiment while categorizing them into three classes: favour, against, and neutral. [25] presented a vaccine-related dataset covering the timeline from January 2018 to March 2021 and divided the tweet collection timeline into three periods: pre-COVID (January 2018 to December 2019), COVID-19 period (2020), and post-COVID-19 period (January-March 2021). The authors developed a labelled dataset of 1700 tweets covering a 14 months timeline, January 2020–March 2021, with three classes: anti-vax, pro-vax, and neutral and used BERT and CT-BERT for tweet stance classification. Similarly, [16] presented a multilingual tweets dataset containing 2.1 million tweets from January 20, 2020, to March 15, 2021, along with 17,934 labelled tweets with five categories: positive, negative, neutral, positive but dissatisfaction, and off-topic. However, the majority of tweets are in the French language. Likewise, [17] introduced a multilingual dataset containing 3k labelled tweets from November 2020 to November 2021 in French, German and Italian languages with four categories: pro, anti, neutral, and out-of-context. Their focus was on the European context only. [26] created an annotated corpus of 2,801 Spanish tweets related to COVID-19 vaccination, with three classes — in favor, against, and neither — and used a semi-supervised approach to extend the corpus with unlabelled tweets. [27] presented a dataset of 3,101 tweets in the English language covering 17 months timeline from November 2020–April 2022 while adding a hesitancy class and redefined the COVID-19 vaccine stance classification problem as a four-way classification task: pro, anti, neutral, and hesitant.

Most previous studies [6, 25] have classified vaccine hesitancy into three classes: pro, anti, and neutral, with some introducing the hesitant class [27]. We argue that there is a need for a more comprehensive understanding of online discussions regarding vaccination, particularly in identifying and monitoring concerns expressed by individuals who are hesitant about vaccines. Thus, we introduce three new separate classes, namely, *hesitant*, *informative*, and *not-related*, in addition to *pro* and *anti* for the annotation of utterances in tweet conversations. The *hesitant* class pertains to statements that convey uncertainty or skepticism about vaccines and vaccination, while the *informative* class refers to statements that provide factual information about vaccines and vaccination. The *not-related* class pertains to statements that lack relevance or association with the discourse surrounding COVID-19 vaccines and vaccination, even if they contain relevant keywords or hashtags. Our five-class dataset allows for examining vaccine hesitancy and is essential when analyzing the Twitter discourse around the topic. Table 1 summarises literature involving labelled datasets similar to *PAIHcovax*. To our knowledge, this study is the first to consider five classes that comprehensively capture the Twitter conversational dynamics of support, criticism, hesitance, information, and irrelevant discourse regarding COVID-19 vaccines and vaccination.

Table 1: Summary of previously published datasets and *PAIHcovax*.

Dataset	Timeline	Labelled Tweets	Labels	Language
[6]	Nov 2020 -Dec 2020 (one month)	2,792	in favor, against, neutral	English
[25]	Jan 2020 - March 2021 (14 months)	1,700	in favor, against, neutral	English
[16]	Jan 2020 -March 2021 (14 months)	17,934	positive, negative, neutral, positive but dissatisfaction, off-topic	French, German, Dutch etc.
[17]	Nov 2020 - November 2021 (12 months)	3,000	pro, anti, neutral, out-of-context	Spanish, German, Italian.
[27]	Nov 2020 -April 2022 (17 months)	3,101	pro, anti, hesitancy, irrelevant	English
[26]	Mar 2020 -Jan 2022 (22 months)	2,801	in favor, against, neither	Spanish
<i>PAIHcovax</i> (ours)	Jan 2020 - Mar 2023 (38 months)	4,950	Pro-covidvax, Anti-covidvax, Informative-covidvax, Hesitant-covidvax, Not-related	English

3 Method

3.1 Data Curation

3.1.1 The *GeoCovaxTweets Extended Dataset*

Researchers use Twitter as their primary data source because it is a popular social media platform with a large user base of 353 million active users. Moreover, Twitter offers a wide range of API endpoints that enable researchers to access publicly available data in a convenient and efficient manner. Some of the widely used API endpoints include *Tweet lookup*, *Search*, *Tweet counts*, and *Filtered stream*. The *Tweet lookup endpoint* allows users to retrieve individual tweets based on their unique identifiers and access information such as likes, retweets, and replies. The *Search endpoint* is another frequently used endpoint that enables researchers to search for tweets containing specific keywords or hashtags within a specific time frame. The *Tweet counts endpoint* allows researchers to estimate the number of tweets that match a particular query, while the *Filtered stream endpoint* provides real-time access to a sample of public tweets that are filtered based on specific keywords or hashtags.

In this study, we utilize Twitter’s full-archive search endpoint that returns 100% of entire Twitter data, unlike filtered and standard search endpoints that return 1% of Twitter data at a particular instance. To obtain tweets related to the discourse, we implement the sampling technique applied in some of the existing works [10, 13], i.e., starting with a small number of initial tweets and then using those tweets to identify and gather additional tweets that are related to the topic. We started with the following 25 seed keywords: *#vaccines*, *#vaccination*, *#coronavaccine*, *#CovidVaccineScam*, *#covidvaccinedeaths*, *#covidvaccineVictims*, *#Covid-VaccineKills*, *#BanCovidVaccine*, *#VaccineFailure*, *#vaxxdamage*, *#LargestVaccinationDrive*, *#ReadyToVaccinate*, *#We4Vaccine*, *#modernavaccine*, *#SputnikVaccine*, *#Oxfordvaccine*, *#astrazenica*, *abolishbigpharma*, *notocoronavirusvaccines*, *VaccinesAreNotTheAnswer*, *vaccinesarepoison*, *vaccinationchoice*, *VaccineAgenda*, *Getvaccinated*, *NoForcedVaccines*, *novaccinemandates*, *saynotovaccines*. The complete list of hashtags and keywords used for tweet collection is shown in Table 2. We concatenated

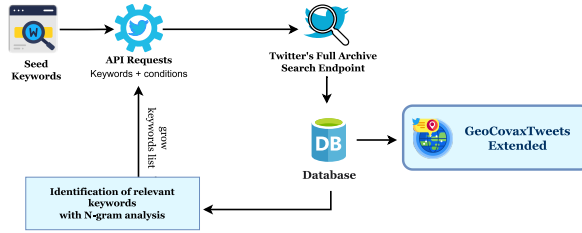


Fig. 1: The data curation process.

Table 2: Hashtags and keywords used for curating *GeoCovaxTweets Extended*.

antivaccine, antivaxxers, #BigPharma, bigpharmafia, bigpharmakills, covidvaccineispoison, #DoctorsSpeakUp, #Educate4uVax, #forcedvaccines, NoForcedVaccines, #NoFORCEDvaccines, #NoVaccineMandates, notomandatoryvaccines, NoVaccine, #NoVaccineForMe, #DoNotVaccinateTheChildren, #Vaccine-Failure, #VaccineSideEffects, novaccinemandates, saynotovaccines, stopmandatoryvaccination, unvaccinated, vaccinationchoice, VaccineAgenda, vaccinatedamage, vaccinefailure, vaccinefraud, vaccineharm, vaccineinjuries, vaccineinjury, VaccinesAreNotTheAnswer, vaccinesarepoison, vaccinescause, vaccineskill, vaxxed, vaccine, vaccination, vaccinate, vaccinating, vaccinated, antivaxer, antivaxers, antivaxer, #Igetvaccinated, #COVIDvaccine, #COVID19Vaccine, #covax, #VaccinesSaveLives, #pfizer, #ReadyToVaccinate, #CDCwhistleblower, #VaccinesWork, #CoronaVirusVaccine, #Vaccinated, #unsafevaccines, #anti-vaxx, #NoVaccine, #StopVaccine, #AntiVaccine, #AntiVacc, #Covaxin, #Covishield, #GotTheDose, #VaccinationDrive, #VaccineForIndia, #We4Vaccine, #LargestVaccinationDrive, #pfizer, #VaccineSide-Effects, #VaccineDeath, #VaccineInjuries, #vaccinegenocide, #vaccinedeaths, vaccines, vaccinations, #vaccine, #vaccines, #vaccination, #vaccinations, #coronavaccine, #CovidVaccineScam, #covidvaccinedeaths, #covidvaccineVictims, #CovidVaccineKills, #BanCovidVaccine, #vaxxdamage, #CovidVaccinesKill, notomandatory vaccines, Covishield- side effects, covishield-side effects, SputnikV unsafe, abolishbigpharma, notocoronavirusvaccines, getvaccinated, iwillgetvaccinated, Covaxin affect, COVIDSHIELD affect, pfizervaccine affect, #pfizerkills, #modernavaccine, #SputnikVaccine, #Oxfordvaccine, #astrazenica, #VaccineSaveLives, #VACCINESWORK, covid19vaccine, covid19 pfizer, covid19 moderna, covid19 astrazeneca, covid19 biontech, pfizercovidvaccine, covidvaccine pfizer, modernacovidvaccine, astrazenecacovidvaccine, biontechcovidvaccine, covidvaccine, coronavirusvaccine, coronavaccine, vaccines-save-lives, pfizervaccine, modernavaccine, #vaccinemandates, #Sinovac, #BharatBiotech, #COVIDBooster, #COVIDVaccineBooster, #boosterdose, #VaccineBooster, vaccine booster shot, #nasalvaccine
--

the collected data with *GeoCovaxTweets* [28] to form the final collection — *GeoCovaxTweets Extended*. Figure 1 illustrates the data curation process. *GeoCovaxTweets Extended* is a multilingual global dataset containing geotagged tweets with a temporal coverage of over 165 weeks, i.e., January 1, 2020–March 05, 2023. We explore this dataset in detail later in Section 4.

3.1.2 The *PAIHcovax* Dataset

GeoCovaxTweets Extended contains 2.8 million tweets, so manual annotation is not feasible. We randomly select a smaller subset of tweets to address this issue for manual annotation. The randomly sampled tweets were then annotated, and we refer to that subset of tweets as the *PAIHcovax* dataset. The dataset has 4,950 labelled English-language tweets. This dataset is larger than other vaccines and vaccination-related English-only tweets datasets (as shown in Table 5). We manually annotate 4,950 tweets into five classes, namely “Pro-covidvax”, “Anti-covidvax”, “Informative-covidvax”, “Hesitant-covidvax” and “Not-related”. We follow the annotation approach adopted by many prior studies [16, 25, 27]. Additionally, we gather common myths and

facts surrounding COVID-19 vaccines and vaccination from reputable sources such as Healthline³, Healthcare⁴, Public Health⁵, the Centers for Disease Control and Prevention (CDC)⁶, and Health⁷. These sources are used to curate a list of ground truths for tagging tweets as “Pro-covidvax” and “Anti-covidvax”. This compilation encompasses myths such as ‘the vaccine can alter DNA’, ‘the vaccine can cause infertility’, ‘the vaccine contains dangerous toxins’, and ‘the vaccine contains tracking devices’, among others. For the “Hesitant-covidvax” class, we adopt the concept of “vaccine hesitancy”, which refers to the resistance towards accepting vaccines even when vaccination services are readily accessible and available [29]. Furthermore, we identify hesitant tweets as those discussing minimal risks associated with vaccine-preventable diseases, leading to the belief that vaccination is not essential⁸. Tweets are labelled as “Informative-covidvax” if they contain information about vaccine-related news, conditions for vaccination, government vaccination plans, vaccination progress and reports, as well as advice or instructions from official Twitter accounts of health agencies and governmental organizations.

We employ three independent annotators with Master’s degree qualifications and proficiency in the English language for the annotation process. The tweets are distributed among these three independent annotators, ensuring that each tweet is annotated by at least two annotators. We use Label Studio⁹, an open-source labelling tool, for annotation because of its user-friendly and easy-to-learn interface. To aid in understanding the class labels, we provide sample tweets with gold labels to the annotators. After annotation, the dataset had 2393 “Pro-covidvax”, 1654 “Anti-covidvax”, 664 “Informative-covidva”, 87 “Hesitant-covidvax”, and 152 “Not-related” tweets. We compute Cohen’s kappa coefficient to measure inter-annotator agreement among the independent annotators, and we report the statistic to be 0.78, which indicates an almost-perfect agreement. Lastly, we invited medical domain experts in public health to validate the annotation process. This approach ensured the accuracy of manual data annotation and maintained a high standard of dataset quality. Example tweets across the 5 classes are provided in Table 3.

3.1.3 Upsampling

In *PAIHcovax*, hesitant and not-related classes contain a relatively small sample of tweets compared to the other three classes, as indicated in Figure 2a. This could present a challenge when fine-tuning language models, as they might exhibit bias towards the majority class and have difficulty properly categorizing samples from the minority class. One way to address this imbalance is to reduce the number of examples in the majority class by undersampling it. However, this method could lose important information and hinder the model’s ability to learn from the available data. Instead,

³<https://www.healthline.com/health-news/doctors-debunk-9-popular-covid-19-vaccine-myths-and-conspiracy-theories>

⁴<https://www.muhealth.org/our-stories/covid-19-vaccine-myths-vs-facts>

⁵<https://www.publichealth.org/public-awareness/understanding-vaccines/vaccine-myths-debunked/>

⁶<https://www.cdc.gov/coronavirus/2019-ncov/vaccines/facts.html>

⁷<https://www.hopkinsmedicine.org/health/conditions-and-diseases/coronavirus/covid-19-vaccines-myth-versus-fact>

⁸<https://www.hopkinsmedicine.org/health/conditions-and-diseases/coronavirus/covid19-vaccine-hesitancy-12-things-you-need-to-know>

⁹<https://labelstud.io/>

Table 3: A sample of tweets from *PAIHcovax*.

Class	Examples
Pro-covidvax	<p>E1: The low risk of transmission outdoors, combined with the very effective COVID vaccines, means vaccinated Americans no longer need to wear masks when outside, even when meeting unvaccinated friends and family.</p> <p>E2: You can safely end masking requirements today for anyone who is two weeks post second vaccine dose. this should be done, because it will encourage unvaccinated to get vaccines, and it will start to normalize the return to non-mask wearing.</p>
Anti-covidvax	<p>E1: No, It's not safe. Do NOT go Seriously. I'm in a similar situation & my doc has told me that no vaccine is 100% effective against all variants. The 1 I got doesn't do well against the worst variants.</p> <p>E2: Vaccinations are making Covid worse: "The resurgence in both hospitalisations and deaths is dominated by those that have received two doses of the vaccine... immunization failures account for more serious illness than unvaccinated individuals."</p>
Infomative-covidvax	<p>E1: What does it mean a vaccine is 95% effective? A vaccinated population will have 95% less cases than unvaccinated. U.S. cases = 30 Mil, Approx 1 of every 11 infected, Plus approx 25% of the infected went undiagnosed. So approx 1 of 9 infected. So 95% protection = approx 1 out of 95</p> <p>E2: Real-world data shows the efficacy of Pfizer/BioNTech vaccine. Pfizer/BioNTech COVID-19 vaccine was effective in a study conducted in Israel involving nearly 600,000 pairs of matched vaccinated and unvaccinated people. The vaccine was 92% effective in preventing severe disease</p>
Hesitant-covidvax	<p>E1: We still don't know how long the vaccine will last? Will you need a booster in 2 yr? Dont know. WE still don't know if the vaccine is effective in preventing a vaccinated person from spreading covid to a non vaccinated person. Im vaccinated. Can I hug my unvaccinated mom? Don't know.</p> <p>E2: will the vaccine make me feel like I am now in a safer portal and away from these unvaccinated people?</p>
Not-related	<p>E1: My colleagues daughter received 1st dose of HPV vaccine in 2019 & never received an update on the 2nd. Will it be effective if it is given 2 yrs on? Will they even get it or are they just classed as unvaccinated now as it wasn't completed?</p> <p>E2: A new study has shown the effectiveness of the HPV vaccine, and found a dramatic decline in human papillomavirus infections in both vaccinated and unvaccinated teen girls and young women in the United States. HTTPURL</p>

oversampling the minority class by generating additional examples could better balance the dataset. However, duplicating existing samples might lead to overfitting and limit the model's generalization capability. Therefore, data augmentation techniques such as synonym replacement, paraphrasing, and back-translation can generate additional samples for the minority classes and help the model recognize them better. Our study used a Text-to-Text Transfer Transformer (T5) model [30] to generate new paraphrased tweets from the original tweets in hesitant and not-related classes of *PAIHcovax*. Figure 2b shows the class distribution after upsampling.

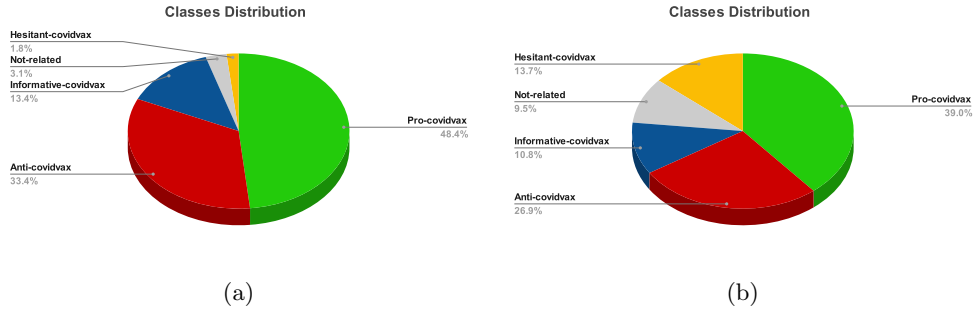


Fig. 2: Class-wise distribution of tweets in *PAIHcovax* before (Sub-figure a) and after (Sub-figure b) upsampling.

3.2 CovaxBERT

Pre-trained language models and libraries are widely used for short text classification, including stance classification. These models can be fine-tuned on specific tasks with minimal data, thanks to transfer learning, which has revolutionized NLP. Transformers, a neural network architecture introduced in [31], process sequential data, such as text, and are highly effective for various NLP tasks. The most popular transformer-based model is BERT [32], which uses a pre-training method called masked language modeling to capture contextual information. Other transformer-based models, such as RoBERTa [33], XLNet [34], ELECTRA [35], and BERTweet [36], have been developed to achieve even better performance on various NLP tasks. Overall, transformers and their variations have become essential for NLP research, leading to significant advancements in the field.

In this study, we fine-tune multiple pre-trained transformer-based models, namely BERT [32], DistilBERT [37], RoBERTa [33], XLM-RoBERTa [38], ELECTRA [35], BERTweet [36], and XLNet [34] on the annotated dataset (*PAIHcovax*) using the Hugging Face library [39] as *CovaxBERT* candidates. The best-performing model in terms of F1-score is selected as *CovaxBERT* for analyzing *GeoCovaxTweets Extended*. Our approach aligns with the methodology presented in [40], where a classification head is introduced to the pre-trained models for the purpose of fine-tuning, and the F1 score (macro) is reported.

4 Dataset Description

Geotagged data plays an important role in modelling location-specific information [41]. In particular, spatial analyses benefit from geographical data based on the origin locations of tweets rather than the toponyms in tweet texts. This is because dependence on toponyms can generate biased results due to the Location A/B problem, where people in one location may participate in a discourse specific to another location [42, 43]. Consequently, two types of geographical metadata are available for tweets: “tweet location,” where a user shares their location when creating a tweet, either as exact geocoordinates or a bounding box, and “account location,” which is based on the

Table 4: Overview of *GeoCovaxTweets Extended*.

Total Tweets	2,812,332
Unique Tweets	2,797,258
Users	650,173
URLs (unique)	1,088,733
Mentions (unique)	810,144
Hashtags (unique)	178,918
Languages	62 and undefined
Countries & Territories	238

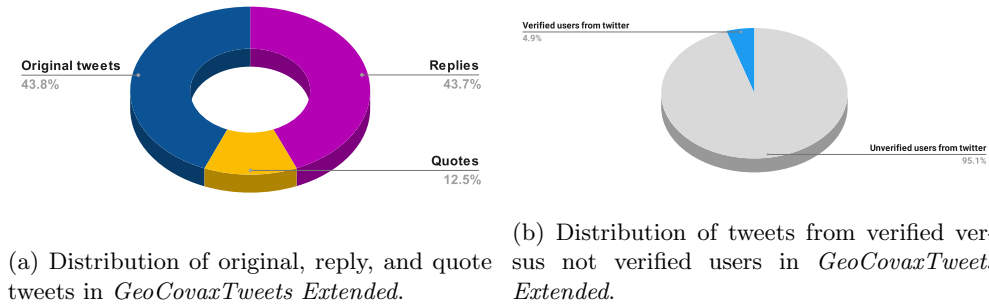


Fig. 3

user’s public profile location. The *GeoCovaxTweets Extended* Dataset contains only the tweets with point geocoordinates or bounding boxes because Twitter does not validate the account location field. Today, <1% of tweets are geotagged; however, a comparative analysis by [44] reported the daily distributions of full-volume (based on Twitter’s counts API) and geotagged tweets to have significantly identical patterns. Therefore, the volumetric analysis performed on *GeoCovaxTweets Extended* can be considered a near-true interpretation of the full-volume tweets.

GeoCovaxTweets Extended comprises 2.8 million tweets regarding COVID-19 vaccines and vaccination, generated by 650,173 unique users from 238 countries worldwide between January 2020 and March 2023. Various aspects of the dataset are analyzed in this section, including overview (in Table 4), country distribution (in Table 6), languages (in Table 5). Statistics reveal that most tweets in the discourse are from unverified users (as shown in Figure 3b). Figure 3a shows the proportion of original, reply, and quote tweets. Specifically, 43.8% of the tweets are original, 43.7% are reply tweets, and 12.5% are quote tweets.

The daily distribution of tweets globally and the cumulative number of fully vaccinated people per hundred, illustrated in Figure 4, offer interesting insights into the evolution of attitudes towards discourse worldwide. The Pfizer-BioNTech vaccine was the first COVID-19 vaccine to receive approval for emergency use, as stated in a report by the WHO¹⁰ on December 2, 2020. Following its approval, social media activity

¹⁰<https://www.who.int/news/item/31-12-2020-who-issues-its-first-emergency-use-validation-for-a-covid-19-vaccine-and-emphasizes-need-for-equitable-global-access>

Table 5: Most frequent languages (N = 62, ^aISO 639-1 two-letter language codes) in *GeoCovaxTweets Extended*.

Language	ISO ^a	# of Tweets
English	en	2,491,947
French	fr	85,147
Hindi	hi	29,442
Tagalog	tl	22,810
Spanish	es	20,590
Indonesian	in	18,433

other languages in order to their frequency:
it, pt, ja, nl, de, da, et, th, ca, tr, ar, mr, gu, ro,
ht, sv, zh, ta, pl, fi, bn, el, ur, te, vi, cs, or, ne,
ru, kn, iw, sl, ko, lv, no, ml, lt, si, fa, hu, cy,
is, eu, pa, uk, sr, bg, km, dv, ps, sd, ka, lo, hy,
am, bo

Table 6: List of the top 50 countries in *GeoCovaxTweets Extended*.

SN	Country	Frequency	SN	Country	Frequency
1	United States	1,326,222	26	Uganda	6,347
2	United Kingdom	342,508	27	Indonesia	5,836
3	India	253,478	28	Switzerland	5,399
4	Canada	204,446	29	Saudi Arabia	5,352
5	Australia	97,926	30	Ghana	5,186
6	France	68,977	31	Denmark	4,692
7	South Africa	58,691	32	Sweden	4,604
8	Ireland	42,620	33	Singapore	4,403
9	Philippines	40,303	34	Israel	4,341
10	Malaysia	31,829	35	Trinidad and Tobago	3,756
11	New Zealand	18,117	36	Turkey	3,564
12	Spain	15,762	37	Botswana	3,423
13	Netherlands	15,296	38	Argentina	3,417
14	Pakistan	14,694	39	Sri Lanka	3,203
15	Nigeria	13,955	40	Colombia	3,017
16	Germany	13,072	41	Zimbabwe	2,954
17	Italy	11,503	42	China	2,818
18	Kenya	10,793	43	Greece	2,576
19	Thailand	10,102	44	Portugal	2,544
20	Brazil	9,341	45	Nepal	2,270
21	Japan	8,758	46	Poland	2,255
22	Mexico	8,608	47	Maldives	2,167
23	Belgium	8,525	48	Chile	2,141
24	Jamaica	7,326	49	Bangladesh	2,052
25	United Arab Emirates	6,477	50	Lebanon	2,035

concerning people’s opinions and discussions about the vaccine increased significantly. This implies that people were more interested in discussing and sharing their opinions on the vaccine, whether positive, negative, or hesitant.

Social media discourse on COVID-19 vaccines and vaccination vary significantly from country to country, depending on cultural attitudes towards vaccination, government policies and regulations, and public health infrastructure. The top six countries contributing the highest number of English-language tweets in *GeoCovaxTweets Extended* are the United States, the United Kingdom, India, Canada, Australia, and South Africa. Figure 5 displays the daily distribution of tweets in these six countries

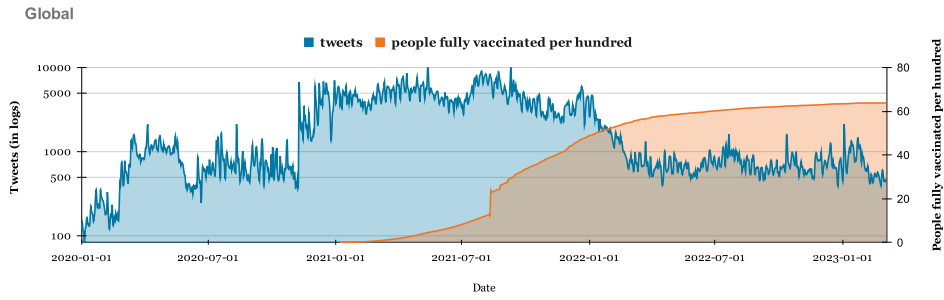


Fig. 4: The daily distribution of tweets and the cumulative number of people fully vaccinated per hundred (globally).

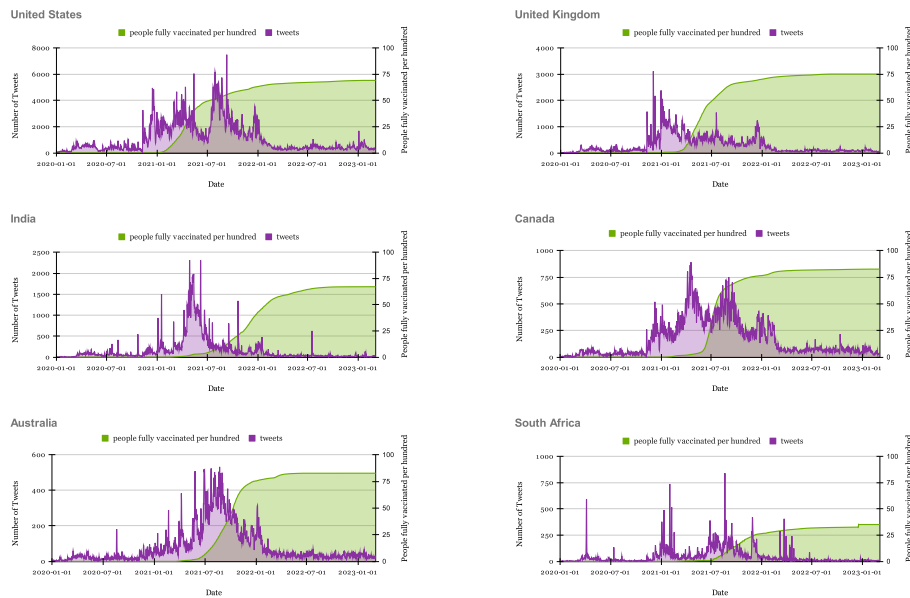


Fig. 5: The daily distribution of tweets in the top six countries involved in the discourse and their cumulative number of people fully vaccinated per hundred.

and their cumulative number of people fully vaccinated per hundred. The source for vaccination data in this study is *Our World in Data* [45].

Classes Distribution

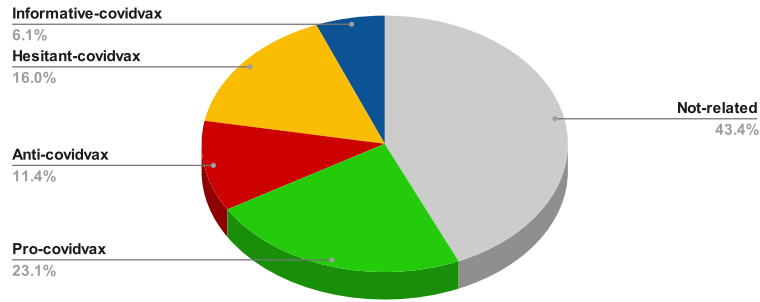


Fig. 6: The class-wise distribution of the 2.4m English language tweets in *GeoCovaxTweets Extended*.

5 Findings and Discussions

The rollout of COVID-19 vaccines began in late 2020 and continued into 2021, with the initial focus being on vaccinating high-risk groups and frontline workers. According to *Our World in Data*¹¹, as of March 2023, over 5.55 billion people have been fully vaccinated. However, vaccination rates have been uneven across different regions and countries, with some countries lagging behind due to supply constraints, vaccine hesitancy, or other factors. Moreover, new challenges emerged in 2022, such as the emergence of new variants, prompting some countries to provide booster shots to their populations, adding another layer of complexity to the vaccination effort as countries work to balance the need to provide additional protection against the virus ensuring vaccines are available to those who have not yet been vaccinated. Hence, to analyze the behaviour of Twitter users towards COVID-19 vaccines and vaccination, we used *CovaxBERT* to analyze English-language tweets from *GeoCovaxTweets Extended*. We focus our analysis on specific tweet objects: date/time, tweet text, tweet source, followers, verification status, tweet count, country, and hashtags.

We input every English-language tweet in *GeoCovaxTweets Extended* to *CovaxBERT*. The results are illustrated in Figure 6, indicating that 43.4% of the tweets were irrelevant to the discourse on COVID-19 vaccines or vaccination. Such tweets lacked significant information and addressed other vaccine types or pandemic aspects. Examples of such tweets are provided in Appendix A. Further, the distribution was as follows: Pro-covidvax (23.1%), Hesitant-covidvax (16.0%), Anti-covidvax (11.4%), and Informative-covidvax (6.1%). We considered the four class of tweets (Pro-covidvax, Hesitant-covidvax, Anti-covidvax, and Informative-covidvax) for further analysis related to the discourse. Several tweet distributions are drawn based on these classes and discussed next.

¹¹<https://ourworldindata.org/covid-vaccinations>

Table 7: Top 20 hashtags across each class.

Class	Hashtags
Pro-covidvax	#covid19 (22,324), #covidvaccine (8,986), #getvaccinated (8,187), #vaccine (8,122), #vaccinated (6,914), #covid (5,777), #vaccination (3,315), #vaccineswork (2,881), #covid19vaccine (2,501), #vaccines (2,329), #covid_19 (2,178), #pfizer (2,151), #covidvaccination (1,837), #coronavirus (1,806), #coronavirus (1,806), #coronavirus (1,806), #wearmask (1,790), #getvaccinatednow (1,670), #vaccinessavelives (1,537), #maskup (1,363), #nhs (1,095), #astrazeneca (1,049)
Anti-covidvax	#covid19 (4,522), #vaccine (2,294), #covid (1,672), #antivaxxers (1,657), #covidvaccine (1,384), #vaccines (1,202), #getvaccinated (881), #vaccinated (680), #coronavirus (599), #pfizer (590), #big-pharma (585), #covid_19 (575), #covidots (584), #vaccination (511), #trump (404), #vaccinesideeffects (352), #vaccineswork (351), #unvaccinated (312), #cdnpoli (275), #plandemic (261)
Informative-covidvax	#covid19 (14,575), #vaccine (4,249), #covid (2,421), #coronavirus (2,410), #vaccination (1,866), #pfizer (1,427), #covid19vaccine (1,416), #vaccines (1,291), #getvaccinated (1,246), #covid_19 (1,165), #vaccinated (861), #breaking (799), #astrazeneca (692), #india (675), #covaxin (658), #indiafightscorona (585), #wearmask (574), #covishield (546), #vaccineswork (532)
Hesitant-covidvax	#covid19 (8,636), #vaccine (5,458), #covidvaccine (4,829), #vaccinated (3,655), #getvaccinated (3,434), #vaccination (2,488), #covid (2,029), #vaccineswork (1,832), #pfizer (1,794), #covid_19 (1,489), #vaccines (1,348), #covid19vaccine (1,196), #coronavirus (1,087), #wearmask (772), #coronavaccine (770), #vaccinessavelives (746), #antivaxxers (739), #moderna (732), #astrazeneca (603), #big-pharma (576)

Table 7 presents information about the top 20 hashtags and their frequency across each class. Notably, the hashtag #covid19 is the most common across all classes, indicating that the discourse concerns COVID-19 and its vaccines and vaccination context. However, some hashtags are present in multiple classes, with differences in their frequency suggesting that the way people participate in the discourse varies depending on their stance. We observed the presence of contextual hashtags in Pro-covidvax, and Anti-covidvax classes only. In the Pro-covidvax class, we observe the presence of contextual hashtags such as #getvaccinated, #vaccineswork, #vaccinessavelives, etc., that indicate support for measures to combat COVID-19 through vaccinations. In the Anti-covidvax class, there is the presence of contextual hashtags such as #vaccinesideeffects and #plandemic that negatively correlate with the vaccination context. In the Informative-covidvax class, most tweets seem to be related to news or information about COVID-19 vaccines. This class' only top contextual hashtag seems to be #getvaccinated, #breaking, #indiafightscorona, and #vaccineswork. The hesitant class, however, does not seem to contain contextual hashtags.

Based on the tweet distribution across countries and each class (shown in Table 8), it is evident that native English-speaking nations dominate as only English tweets are analyzed. The tweet distribution across countries ranks the United States with the most tweets across all classes. The United States generated 304k Pro-covidvax, 209k Hesitant-covidvax, 174k Anti-covidvax, and 64k Informative-covidvax tweets. The United Kingdom is ranked second with 74k Pro-covidvax, 54k Anti-covidvax, 38k

Table 8: Top 20 Countries along with their frequency across each class.

Class	Countries
Pro-covidvax	United States (304,532), United Kingdom (74,906), Canada (48,006), India (44,157), Australia (21,489), Ireland (9,969), South Africa (9,459), Republic of the Philippines (5,353), New Zealand (4,326), Malaysia (3,579), Pakistan (3,332), Nigeria (2,435), Germany (2,297), Kenya (1,979), Jamaica (1,656), Spain (1,535), Thailand (1,526), France (1,493), Uganda (1,312), United Arab Emirates (1,262)
Anti-covidvax	United States (174,706), United Kingdom (38,664), Canada (21,059), Australia (10,562), India (7,848), South Africa (5,638), Ireland (3,893), New Zealand (1,985), Nigeria (928), Spain (907), Malaysia (891), Republic of the Philippines (866), Germany (848), The Netherlands (696), The Netherlands (696), The Netherlands (696), Jamaica (595), France (649), Italy (586), Thailand (567), Mexico (551), Kenya (541)
Informative-covidvax	United States (64,203), India (19,852), United Kingdom (17,527), Canada (14,164), Australia (6,341), Ireland (2,734), South Africa (2,376), Republic of the Philippines (2,045), Pakistan (1,116), Nigeria (991), Kenya (948), Thailand (910), New Zealand (902), Malaysia (866), Germany (753), Uganda (707), Spain (637), Italy (608), Sri Lanka (568), France (527)
Hesitant-covidvax	United States (209,109), United Kingdom (54,740), Canada (28,016), India (26,315), Australia (15,477), South Africa (9,528), Ireland (6,393), Republic of the Philippines (3,534), New Zealand (3,035), Malaysia (2,967), Nigeria (2,095), Germany (1,844), The Netherlands (1,782), Pakistan (1,642), Spain (1,605), Kenya (1,577), France (1,474), Italy (1,150), Jamaica (959), Thailand (910)

Hesitant-covidvax tweets, and 17k Informative-covidvax tweets. Similarly, India ranks fourth in terms of Pro-covidvax and Hesitant-covidvax, fifth in terms of Anti-covidvax, and second in terms of Informative-covidvax. A comprehensive distribution of the top 20 countries across each class is provided in Table 8.

In Figure 7, we present the daily distribution of tweets created by accounts verified on Twitter. We observe that verified accounts post the highest number of Pro-covidvax and Informative-covidvax tweets, followed by Hesitant-covidvax and Anti-covidvax. This pattern could be due to the fact that verified users are often individuals of public interest or have significant influence in their respective fields, providing them with access to scientific literature, expert opinions, and public health guidance. Consequently, their views on COVID-19 vaccines and vaccination may be influenced, leading them to use Twitter as a platform to promote positive messages regarding COVID-19 vaccination.

Similarly, Figure 8 presents the class-wise daily distribution of tweets alongside the cumulative number of people fully vaccinated per hundred. The distribution reveals that prior to December 2020, individuals were skeptical of vaccines and vaccination, as tweets were a mix of Hesitant-covidvax, Informative-covidvax, Anti-covidvax, and Pro-covidvax. However, as the vaccination rollout progressed in December 2020 worldwide¹², the trend shifted toward more Pro-covidvax and Informative-covidvax tweets

¹²<https://ourworldindata.org/covid-vaccinations>

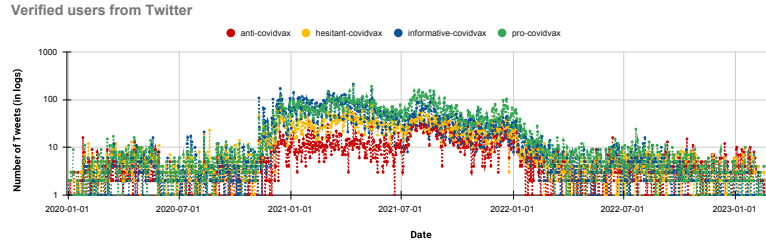


Fig. 7: The daily distributions of tweets for verified users across each class.

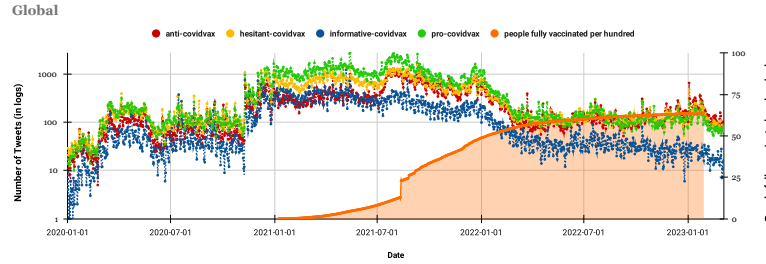
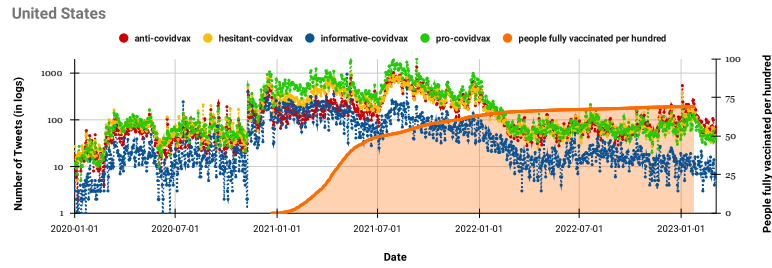


Fig. 8: The class-wise daily distribution of the tweets globally and the cumulative number of people vaccinated per hundred.

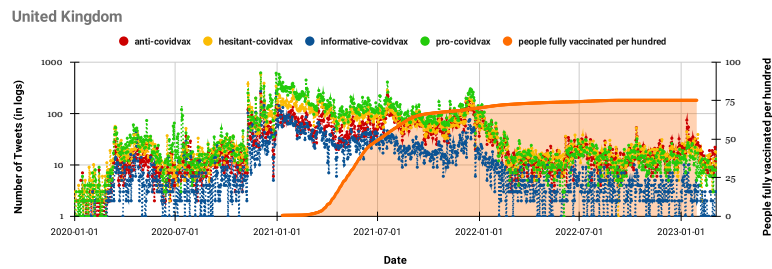
regarding vaccines and vaccination, followed by Hesitant-covidvax and Anti-covidvax tweets. This indicates a shift in the public’s perception of COVID-19 vaccines and vaccination as more people become aware of their benefits.

The distribution of tweets among different classes was examined for the top six countries in the discourse. Figure 9 clearly demonstrates that the number of daily tweets related to vaccines and vaccination was lower prior to the start of vaccination. However, after the vaccine was rolled out at various times in different countries, the number of tweets in each class appeared to increase a few weeks earlier than the actual vaccination launch date. Once the vaccination process began, there was a significant surge in the tweets for all countries. Following this surge, the volume of tweets in the Pro-covidvax class was consistently higher than in the Anti-covidvax class. The Hesitant-covidvax class had the second-highest volume of tweets across all six countries after the Pro-covidvax class. Interestingly, after January 2022, the number of tweets in each class began to decline as 70% of the population in each country had been vaccinated by then. However, this trend was not observed in South Africa, where the daily distribution of tweets is sparse and only over 35% of the population is fully vaccinated as of March 2023.

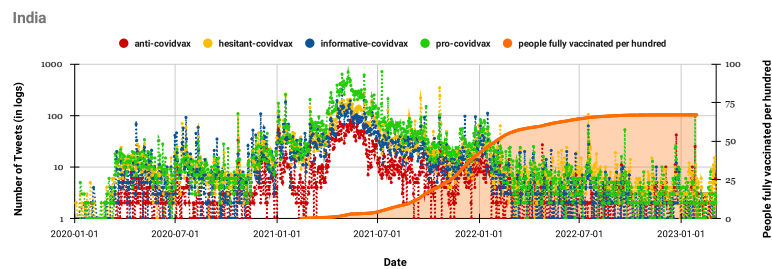
India followed a different trend for Anti-covidvax class compared to other countries, as the Anti-covidvax tweets were less the majority of the time throughout 2020–2023. The trend continued to be true even after the start of vaccinations in the country, indicating that most tweets from India were supportive, hesitant, or informative. This



(a) Four noticeable peaks of COVID-19 confirmed cases waves were observed in the country, i.e., 12-Jan-2021, 08-Sept-2021, 16-Jan-2022, and 28-July-2022.

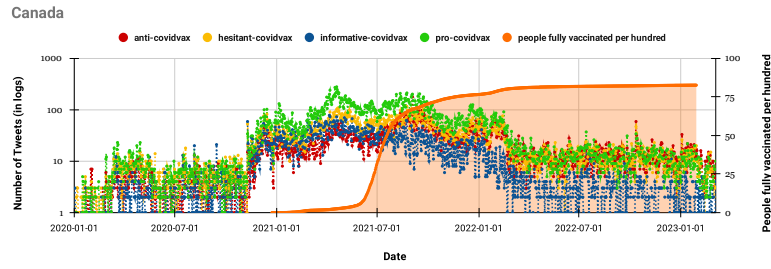


(b) Four noticeable peaks of COVID-19 confirmed cases waves were observed in the country, i.e., 07-Jan-2021, 21-July-2021, 07-Jan-2022, and 02-Mar-2022.

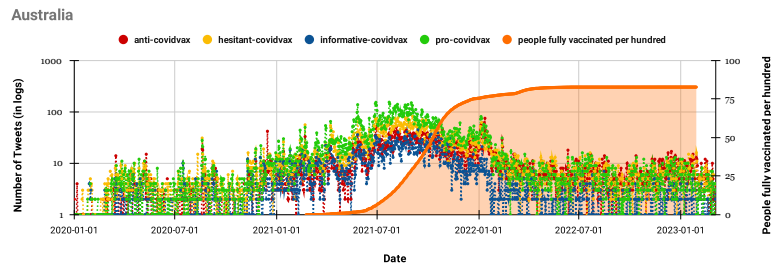


(c) Three noticeable peaks of COVID-19 confirmed cases waves were observed in the country, i.e., 17-Sept-2020, 10-May-2021, and 25-Jan-2022.

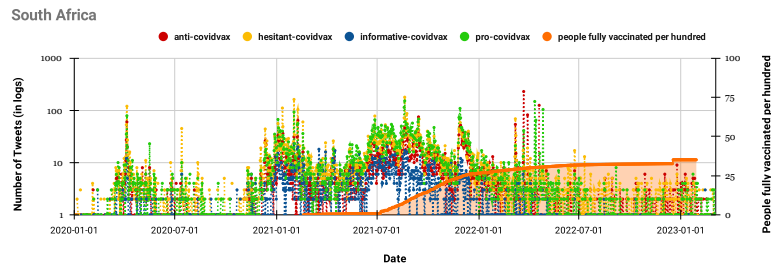
Fig. 9: Class-wise daily distributions of tweets in the United States, the United Kingdom, and India, and their cumulative vaccination data. (figure continued on the next page)



(d) Six noticeable peaks of COVID-19 confirmed cases waves were observed in the country, i.e., 14-Jan-2021, 20-April-2021, 29-Sept-2021, 07-Jan-2022, 14-April-2022 and 01-Aug-2022.



(e) Five noticeable peaks of COVID-19 confirmed cases waves were observed in the country, i.e., 13-Jan-2022, 02-Feb-2022, 22-Mar-2022, 09-May-2022 and 23-July-2022.



(f) Five noticeable peaks of COVID-19 confirmed cases waves were observed in the country, i.e., 20-July-2020, 13-Jan-2021, 09-July-2021, 17-Dec-2021 and 15-May-2022.

Fig. 9: (Figure continued from the previous page) Class-wise daily distributions of tweets in Canada, Australia, and South Africa and their cumulative vaccination data.

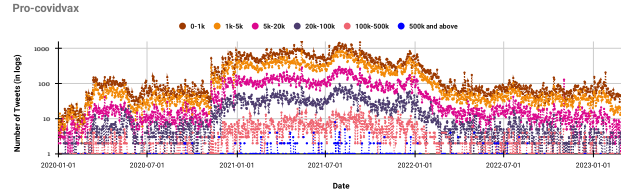
may be due to increased numbers of people who have received their vaccine doses and shared positive experiences on Twitter. A similar trend was reported in [46]. Similarly, in the case of South Africa, as shown in Figure 9f, we find the country’s tweet distributions to be significantly sparse compared to other countries, as the discourse in the country around vaccines and vaccination seems to be insignificant on Twitter. This is also why we selected only the top six countries in the discourse for country-specific analysis.

We also examined the relationship between the volume of tweets and the COVID-19 waves that hit different countries at different times. In Figures 9a–9d, we observe that after the vaccination rollout in the US, the UK, Canada, and India, there is a sharp decline in the volume of tweets across each class for a limited timeline as the number of COVID-19 confirmed cases per week peaked, except for Australia and South Africa. This trend continued until 70% of the population was fully vaccinated per hundred.

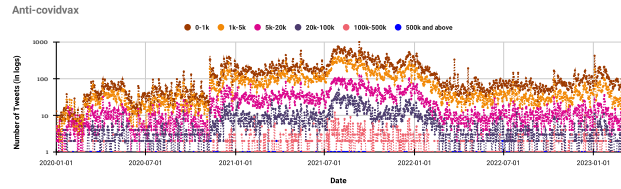
Further, we studied the distributions of tweets across classes versus the number of followers on Twitter. We divided the followers into six bands 0–1k, (1–5)k, (5–20)k, (20–100)k, (100–500)k, and 500k and above for four distinct vaccine classes: Pro-covidvax, Anti-covidvax, Informative-covidvax, and Hesitant-covidvax. As illustrated in Figure 10, users with a follower count, such as 500k and above, tend to tweet less frequently. On the other hand, those with (0-1)k followers tend to post the highest number of tweets, followed by users in the (1-5)k, (5-20)k, (20-100)k, (100-500)k, and 500k and above bands for each class except Informative-covidvax (Figure 10c). In Informative-covidvax, we find equal dominance of 0-1k and (1-5)k followed by (5-20)k, (20-100)k, (100-500)k, and 500k and above.

There is an interesting trend among Twitter users with 500k or above follower count following the vaccination rollout. As depicted in Figure 10, that group seemed to be sharing Informative-covidvax tweets after the vaccination rollout and until the next couple of weeks, compared to other timelines. The figure also indicates that compared to Pro-covidvax and Hesitant-covidvax, these influential users are more inclined to promote the vaccine and its benefits. The absence of Anti-vaccination tweets by these users, as seen in Figure 10b, suggests that they endorse the COVID-19 vaccine and advocate for its widespread adoption. Overall, the findings suggest a positive attitude of influential Twitter accounts towards COVID-19 vaccination. Furthermore, we analyzed the relationship between the tweet counts of Twitter users and their tweeting behaviours in the four classes. We categorized tweet counts into five bands to conduct the analysis: 0-100, 100-1k, 1k-5k, 5k-20k, and 20k and above. As shown in Figure 11, users with a tweet count of 20k and above tend to post the highest number of tweets across each class, followed by those with a count of 5k-20k, 1k-5k, 100-1k, and 0-100. Also, Pro-covidvax tweets are always higher than other classes during January 2021–January 2022, when most countries significantly pushed their fully vaccinated per hundred numbers.

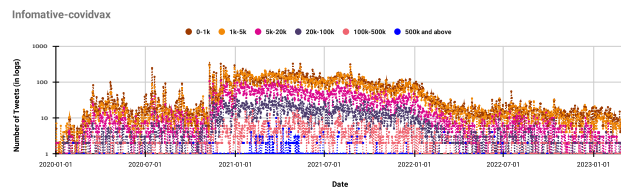
Also, we analyzed each class’ top 5 tweet interests for the overall timeline against followers and tweet count contexts. In the case of followers, the 0-1k band seemed to dominate the discourse across all classes. The Pro-covidvax and Hesitant-covidvax attained their top tweet interests from the 0-1k band in May 2021, July 2021, and September 2021. For Anti-covidvax, the highest tweet interest was observed during



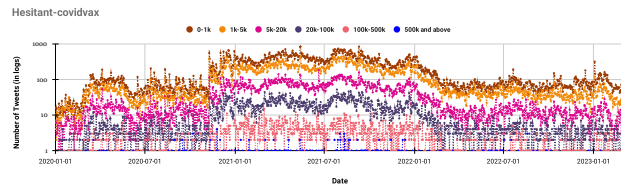
(a) Pro-covidvax class



(b) Anti-covidvax class



(c) Informative-covidvax class



(d) Hesitant-covidvax class

Fig. 10: Class-wise distribution of tweets for each follower band.

July 2021, August 2021, and September 2021. In the case of Informative-covidvax, the band pushed the tweet interests significantly in November 2020, December 2020, April 2021, May 2021, and August 2021. Similarly, in the case of tweet count, the 20k and above band seemed to dominate the discourse across all classes, followed by 5k–20k on three occasions and 1k–5k on a single occasion. In Pro-covidvax class, all top 5 tweet interests were generated by the 20k and above band in May 2021, July 2021, and August 2021. In Anti-covidvax class, the 20k and above band generated the highest tweet interest on four occasions in July–September 2021, with the

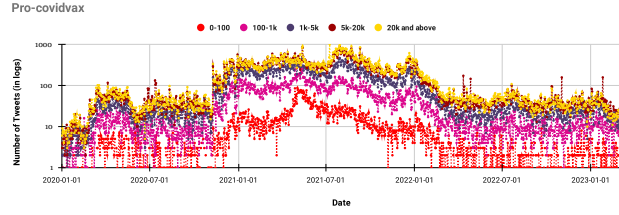
5k-20k band generating the second highest tweet interest in September 2021. Similarly, the Hesitant-covidvax class received the highest tweet interest from the 5k-20k band in April 2021, May 2021, July 2021, and September 2021, with the 5k-20k band generating the third highest tweet interest in May 2021. Interestingly, in the case of Informative-covidvax class, the highest tweet interest was generated by the 1k-5k band in May 2021, with the 5k-20k band in the third during November 2020 and the 20k and above band taking up the other positions.

5.1 Theoretical and practical implications

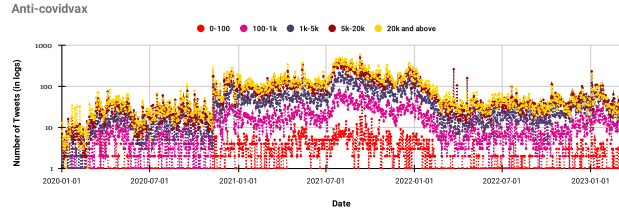
In this study, we analyzed the discourse surrounding COVID-19 vaccines and vaccination on Twitter in response to the ongoing pandemic and the need to better understand the global conversation through numerous spatiotemporal analyses. The existing research varied in terms of regional focus, languages considered, the methods employed for stance and sentiment analysis, and the level of fine-grain classification of stances across multiple conversational dynamics [4, 8, 10, 16–18, 21–23]. To expand the research in the area, we curated and analyzed a large-scale geotagged vaccines and vaccination-related Twitter dataset, classified tweets as pro, anti, informative, hesitant, or not-related and exploring the conversational dynamics across global and country-specific engagements, notable accounts, vaccination progress, and contextual hashtags, to name a few.

The findings of this social media analysis on vaccines and vaccination related to COVID-19 have several practical and theoretical implications. Practically, the study can help public health officials and policymakers design effective communication strategies to address vaccine hesitancy and promote vaccination. By analyzing the distribution of tweets across different classes and geographical regions, policymakers can identify the key concerns and barriers people have towards vaccination. For instance, the study highlights the presence of negative hashtags such as #vaccinesideeffects and #plandemic in the Anti-covidvax class, indicating that people who are hesitant about vaccines are concerned about the safety and efficacy of vaccines. On the other hand, positive hashtags such as #getvaccinated, #vaccineswork, and #vaccinessavelives in the Pro-covidvax class indicate that people who support vaccines are motivated by the benefits of vaccination. Based on these insights, policymakers can tailor their communication strategies to address different groups' specific concerns and motivations, thereby improving vaccine uptake and acceptance.

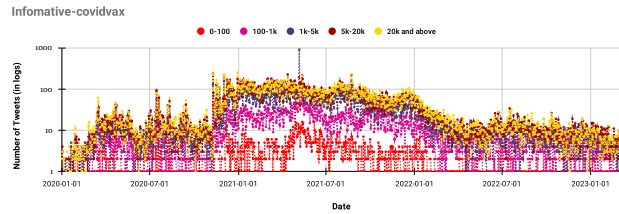
The study also has theoretical implications. By analyzing the daily distribution of tweets across different classes, the study sheds light on the dynamics of public opinion and discourse on vaccines and vaccination. The shift towards more Pro-covidvax and Informative-covidvax tweets regarding vaccines and vaccination after the vaccination rollout suggests that people's perceptions of vaccines and vaccination are dynamic and can change over time. This finding is consistent with the theoretical framework of the Diffusion of Innovation theory [47], which suggests that people's adoption of new ideas, behaviours, or technologies is influenced by social factors, including the perceived benefits and risks, social norms, and communication channels. The study also highlights the importance of social influence in shaping public opinion on vaccines and vaccination, as verified accounts post the highest number of Pro-covidvax and



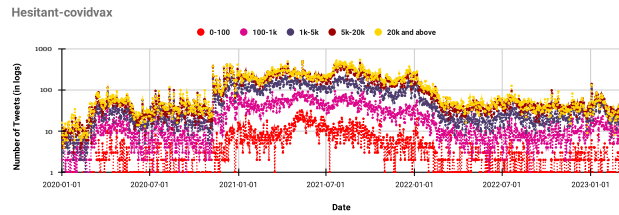
(a) Pro-covidvax class



(b) Anti-covidvax class



(c) Informative-covidvax class



(d) Hesitant-covidvax class

Fig. 11: Class-wise distribution of tweets for each tweet count band.

Informative-covidvax tweets. This finding is consistent with the social identity theory, which suggests that people's opinions and behaviours are influenced by their groups and social norms.

In summary, the practical and theoretical implications of this social media analysis suggest that policymakers and public health officials can design effective communication strategies by tailoring their messages to address different groups' specific concerns

and motivations. The study also highlights the importance of social influence in shaping public opinion and suggests that people’s perceptions of vaccines and vaccination are dynamic and can change over time.

6 Conclusion

This paper presents an infoveillance study of COVID-19 vaccines and vaccination discourse on Twitter. First, the paper introduced *GeoCovaxTweets Extended*, a comprehensive and multilingual Twitter dataset that contains 2.8 million tweets related to COVID-19 vaccines and vaccination discourse. The dataset contains tweets created by over 650k users from 238 countries and territories from January 01, 2020, to March 05, 2023. Second, a labelled dataset called *PAIHcovax* was developed, including the Pro, Anti, Informative, and Hesitant contexts surrounding COVID-19 vaccines and vaccination discourse. Third, multiple transformer-based models were experimented on the *PAIHcovax* dataset to design a classifier, *CovaxBERT*. Using this classifier on *GeoCovaxTweets Extended*, we extensively examined the spatial-temporal trends of each stance and the dominant themes in the discourse. Our study provides insights into the global discussions around COVID-19 vaccines, which can be useful for policy-makers and health practitioners in their efforts to increase vaccine uptake and reduce hesitancy for future pandemics or epidemics.

This study has multiple limitations, even after using Twitter’s Full-archive search endpoint for data collection. Twitter users who engage in vaccine discourse may be different from the general population, which could limit the generalizability of findings. Additionally, we recognize that subjectivity can influence annotations, leading to biases. While we have provided clear instructions to annotators, we acknowledge that some level of subjectivity may still persist. Furthermore, specific geographic regions or demographic groups may be overrepresented in the data, limiting generalizability. Twitter users may delete or modify their tweets after they are posted, leading to missing or incomplete data. Language barriers may limit Infodemiology studies based on Twitter data. Twitter users can communicate in languages other than English, even in English-speaking nations, limiting the ability to analyze data in other languages. Twitter users’ demographic data are often incomplete or unavailable, which is a limit of this study as generalizations to different populations are absent. With detailed demographic data, researchers can accurately assess how different groups engage in the vaccines and vaccination Twitter discourse. This is particularly important since the effectiveness of vaccine campaigns and messaging can depend on factors such as age, gender, or socioeconomic status.

CRedit authorship contribution statement

PS, **RL**, and **M** performed Conceptualization, Data curation, Methodology, Software, Visualization, Writing–first draft. **SC** performed Supervision, Writing–Review & Editing. **BS** performed Software, Visualization.

Declaration of Competing Interest

The authors declare that they have no known competing financial interests or personal relationships that could have appeared to influence the work reported in this paper.

Data availability

Both the datasets — *GeoCovaxTweets Extended* and *PAIHcovax* — will be released from Harvard Dataverse. And, *CovaxBERT* will be shared from Hugging Face. **The releases will be made after the peer review completes.**

Acknowledgements

We (the authors) thank the *Nectar Research Cloud* for providing us with a large-volume compute instance.

References

- [1] Taylor, L.: Covid-19: True global death toll from pandemic is almost 15 million, says WHO. *British Medical Journal Publishing Group* (2022)
- [2] Usher, K., Durkin, J., Bhullar, N.: The covid-19 pandemic and mental health impacts. *International journal of mental health nursing* **29**(3), 315 (2020)
- [3] Gisoni, M.A., Barber, R., Faust, J.S., Raja, A., Strehlow, M.C., Westafer, L.M., Gottlieb, M.: A deadly infodemic: Social media and the power of COVID-19 misinformation. *JMIR Publications Toronto, Canada* (2022)
- [4] Muric, G., Wu, Y., Ferrara, E., *et al.*: Covid-19 vaccine hesitancy on social media: building a public twitter data set of antivaccine content, vaccine misinformation, and conspiracies. *JMIR public health and surveillance* **7**(11), 30642 (2021)
- [5] Lazarus, J.V., Wyka, K., White, T.M., Picchio, C.A., Rabin, K., Ratzan, S.C., Parsons Leigh, J., Hu, J., El-Mohandes, A.: Revisiting covid-19 vaccine hesitancy around the world using data from 23 countries in 2021. *Nature communications* **13**(1), 3801 (2022)
- [6] Cotfas, L.-A., Delcea, C., Roxin, I., Ioanăș, C., Gherai, D.S., Tajariol, F.: The longest month: analyzing covid-19 vaccination opinions dynamics from tweets in the month following the first vaccine announcement. *Ieee Access* **9**, 33203–33223 (2021)
- [7] Delcea, C., Cotfas, L.-A., Crăciun, L., Molănescu, A.G.: New wave of covid-19 vaccine opinions in the month the 3rd booster dose arrived. *Vaccines* **10**(6), 881 (2022)

- [8] Kwok, S.W.H., Vadde, S.K., Wang, G.: Tweet topics and sentiments relating to covid-19 vaccination among australian twitter users: machine learning analysis. *Journal of medical Internet research* **23**(5), 26953 (2021)
- [9] Loomba, S., Figueiredo, A., Piatek, S.J., Graaf, K., Larson, H.J.: Measuring the impact of covid-19 vaccine misinformation on vaccination intent in the uk and usa. *Nature human behaviour* **5**(3), 337–348 (2021)
- [10] DeVerna, M.R., Pierri, F., Truong, B.T., Bollenbacher, J., Axelrod, D., Loynes, N., Torres-Lugo, C., Yang, K.-C., Menczer, F., Bryden, J.: Covaxxy: A collection of english-language twitter posts about covid-19 vaccines. In: ICWSM, pp. 992–999 (2021)
- [11] Chen, E., Lerman, K., Ferrara, E., *et al.*: Tracking social media discourse about the covid-19 pandemic: Development of a public coronavirus twitter data set. *JMIR public health and surveillance* **6**(2), 19273 (2020)
- [12] Banda, J.M., Tekumalla, R., Wang, G., Yu, J., Liu, T., Ding, Y., Artemova, E., Tutubalina, E., Chowell, G.: A large-scale covid-19 twitter chatter dataset for open scientific research—an international collaboration. *Epidemiologia* **2**(3), 315–324 (2021)
- [13] Lamsal, R.: Design and analysis of a large-scale covid-19 tweets dataset. *applied intelligence* **51**, 2790–2804 (2021)
- [14] Imran, M., Qazi, U., Offi, F.: Tbcov: two billion multilingual covid-19 tweets with sentiment, entity, geo, and gender labels. *Data* **7**(1), 8 (2022)
- [15] Lamsal, R., Read, M.R., Karunasekera, S.: Billioncov: An enriched billion-scale collection of covid-19 tweets for efficient hydration. *arXiv preprint arXiv:2301.11284* (2023)
- [16] Chen, N., Chen, X., Pang, J.: A multilingual dataset of covid-19 vaccination attitudes on twitter. *Data in Brief* **44**, 108503 (2022)
- [17] Di Giovanni, M., Pierri, F., Torres-Lugo, C., Brambilla, M.: Vaccineu: Covid-19 vaccine conversations on twitter in french, german and italian. In: *Proceedings of the International AAAI Conference on Web and Social Media*, vol. 16, pp. 1236–1244 (2022)
- [18] Hu, T., Wang, S., Luo, W., Zhang, M., Huang, X., Yan, Y., Liu, R., Ly, K., Kacker, V., She, B., *et al.*: Revealing public opinion towards covid-19 vaccines with twitter data in the united states: spatiotemporal perspective. *Journal of Medical Internet Research* **23**(9), 30854 (2021)
- [19] Sallam, M.: Covid-19 vaccine hesitancy worldwide: a concise systematic review of vaccine acceptance rates. *Vaccines* **9**(2), 160 (2021)

- [20] Bonnevie, E., Gallegos-Jeffrey, A., Goldberg, J., Byrd, B., Smyser, J.: Quantifying the rise of vaccine opposition on twitter during the covid-19 pandemic. *Journal of communication in healthcare* **14**(1), 12–19 (2021)
- [21] Khan, R., Rustam, F., Kanwal, K., Mehmood, A., Choi, G.S.: Us based covid-19 tweets sentiment analysis using textblob and supervised machine learning algorithms. In: 2021 International Conference on Artificial Intelligence (ICAI), pp. 1–8 (2021). IEEE
- [22] Luo, Y., Kejriwal, M.: Understanding covid-19 vaccine reaction through comparative analysis on twitter. In: *Intelligent Computing: Proceedings of the 2022 Computing Conference, Volume 1*, pp. 846–864 (2022). Springer
- [23] Qorib, M., Oladunni, T., Denis, M., Ososanya, E., Cotae, P.: Covid-19 vaccine hesitancy: Text mining, sentiment analysis and machine learning on covid-19 vaccination twitter dataset. *Expert Systems with Applications* **212**, 118715 (2023)
- [24] Chandrasekaran, R., Desai, R., Shah, H., Kumar, V., Moustakas, E., *et al.*: Examining public sentiments and attitudes toward covid-19 vaccination: infoveillance study using twitter posts. *JMIR infodemiology* **2**(1), 33909 (2022)
- [25] Poddar, S., Mondal, M., Misra, J., Ganguly, N., Ghosh, S.: Winds of change: Impact of covid-19 on vaccine-related opinions of twitter users. In: *Proceedings of the International AAAI Conference on Web and Social Media*, vol. 16, pp. 782–793 (2022)
- [26] Martínez, R.Y., Blanco, G., Lourenço, A.: Spanish corpora of tweets about covid-19 vaccination for automatic stance detection. *Information Processing & Management* **60**(3), 103294 (2023)
- [27] Mu, Y., Jin, M., Grimshaw, C., Scarton, C., Bontcheva, K., Song, X.: Vaxxhesitancy: A dataset for studying hesitancy towards covid-19 vaccination on twitter. In: *Proceedings of the International AAAI Conference on Web and Social Media*, vol. 17, pp. 1052–1062 (2023)
- [28] Singh, P., Lamsal, R., Chand, S., Shishodia, B., *et al.*: Geocovaxtweets: Covid-19 vaccines and vaccination-specific global geotagged twitter conversations. *arXiv preprint arXiv:2301.07378* (2023)
- [29] MacDonald, N.E., *et al.*: Vaccine hesitancy: Definition, scope and determinants. *Vaccine* **33**(34), 4161–4164 (2015)
- [30] Raffel, C., Shazeer, N., Roberts, A., Lee, K., Narang, S., Matena, M., Zhou, Y., Li, W., Liu, P.J.: Exploring the limits of transfer learning with a unified text-to-text transformer. *The Journal of Machine Learning Research* **21**(1), 5485–5551 (2020)

- [31] Vaswani, A., Shazeer, N., Parmar, N., Uszkoreit, J., Jones, L., Gomez, A.N., Kaiser, L., Polosukhin, I.: Attention is all you need. *Advances in neural information processing systems* **30** (2017)
- [32] Devlin, J., Chang, M.-W., Lee, K., Toutanova, K.: BERT: Pre-training of deep bidirectional transformers for language understanding. In: *Proceedings of the 2019 Conference of the North American Chapter of the Association for Computational Linguistics: Human Language Technologies, Volume 1 (Long and Short Papers)*, pp. 4171–4186. Association for Computational Linguistics, Minneapolis, Minnesota (2019). <https://doi.org/10.18653/v1/N19-1423> . <https://aclanthology.org/N19-1423>
- [33] Liu, Y., Ott, M., Goyal, N., Du, J., Joshi, M., Chen, D., Levy, O., Lewis, M., Zettlemoyer, L., Stoyanov, V.: Roberta: A robustly optimized bert pretraining approach. *arXiv preprint arXiv:1907.11692* (2019)
- [34] Yang, Z., Dai, Z., Yang, Y., Carbonell, J., Salakhutdinov, R.R., Le, Q.V.: Xlnet: Generalized autoregressive pretraining for language understanding. *Advances in neural information processing systems* **32** (2019)
- [35] Clark, K., Luong, M.-T., Le, Q.V., Manning, C.D.: Electra: Pre-training text encoders as discriminators rather than generators. *arXiv preprint arXiv:2003.10555* (2020)
- [36] Nguyen, D.Q., Vu, T., Tuan Nguyen, A.: BERTweet: A pre-trained language model for English tweets. In: *Proceedings of the 2020 Conference on Empirical Methods in Natural Language Processing: System Demonstrations*, pp. 9–14. Association for Computational Linguistics, Online (2020). <https://doi.org/10.18653/v1/2020.emnlp-demos.2> . <https://aclanthology.org/2020.emnlp-demos.2>
- [37] Sanh, V., Debut, L., Chaumond, J., Wolf, T.: Distilbert, a distilled version of bert: smaller, faster, cheaper and lighter. *arXiv preprint arXiv:1910.01108* (2019)
- [38] Conneau, A., Khandelwal, K., Goyal, N., Chaudhary, V., Wenzek, G., Guzmán, F., Grave, E., Ott, M., Zettlemoyer, L., Stoyanov, V.: Unsupervised cross-lingual representation learning at scale. *arXiv preprint arXiv:1911.02116* (2019)
- [39] Wolf, T., Debut, L., Sanh, V., Chaumond, J., Delangue, C., Moi, A., Cistac, P., Rault, T., Louf, R., Funtowicz, M., Davison, J., Shleifer, S., Platen, P., Ma, C., Jernite, Y., Plu, J., Xu, C., Le Scao, T., Gugger, S., Drame, M., Lhoest, Q., Rush, A.: Transformers: State-of-the-art natural language processing. In: *Proceedings of the 2020 Conference on Empirical Methods in Natural Language Processing: System Demonstrations*, pp. 38–45. Association for Computational Linguistics, Online (2020). <https://doi.org/10.18653/v1/2020.emnlp-demos.6> . <https://aclanthology.org/2020.emnlp-demos.6>
- [40] Nguyen, D.Q., Vu, T., Nguyen, A.T.: Bertweet: A pre-trained language model for

english tweets. arXiv preprint arXiv:2005.10200 (2020)

- [41] Comito, C.: How covid-19 information spread in us? the role of twitter as early indicator of epidemics. *IEEE Transactions on Services Computing* **15**(3), 1193–1205 (2021)
- [42] Lamsal, R., Harwood, A., Read, M.R.: Addressing the location a/b problem on twitter: the next generation location inference research. In: *Proceedings of the 6th ACM SIGSPATIAL International Workshop on Location-based Recommendations, Geosocial Networks and Geoadvertising*, pp. 1–4 (2022)
- [43] Lamsal, R., Harwood, A., Read, M.: Where did you tweet from? inferring the origin locations of tweets based on contextual information. In: *2022 IEEE International Conference on Big Data (Big Data)*, pp. 3935–3944. IEEE Computer Society, Los Alamitos, CA, USA (2022). <https://doi.org/10.1109/BigData55660.2022.10020460>
- [44] Lamsal, R., Harwood, A., Read, M.R.: Twitter conversations predict the daily confirmed covid-19 cases. *Applied Soft Computing* **129**, 109603 (2022)
- [45] Mathieu, E., Ritchie, H., Ortiz-Ospina, E., Roser, M., Hasell, J., Appel, C., Giattino, C., Rodés-Guirao, L.: A global database of covid-19 vaccinations. *Nature human behaviour* **5**(7), 947–953 (2021)
- [46] Sv, P., Tandon, J., Hinduja, H., *et al.*: Indian citizen’s perspective about side effects of covid-19 vaccine—a machine learning study. *Diabetes & Metabolic Syndrome: Clinical Research & Reviews* **15**(4), 102172 (2021)
- [47] Rogers, E.M.: *Diffusion of Innovations*. Simon and Schuster, ??? (2010)

A Some examples from the *not-related* class.

- Sadly some folks need to hit a wall. Salk vaccine used monkey kidney parts... they later found it causes cancer. Read Dr. MARY’S MONKEY. THE BOOK.
- Wishing my good friend Natalie Hart success this weekend. As President of the Provincial Liberal Party, she will rebuild and rejuvenate the party. Donating endless hours, drawing reluctant Malton residents to COVID vaccination clinics.
- An important announcement today to create 5 hubs for vaccine and therapeutic research/production. A product of advocacy from Canada research universities ahead of Budget 2021 and a federal government willing to double down on areas of strength.
- The greatest perpetrator of misinformation during the pandemic, has been the United States government the conspiracy theorist knew the truth, all along.
- Ads for a vaccine are crazy.
- Hey Tom Cotton as a good republican you are still attached to the lie. Was it the Democrats or was it Trump with his cohort of bootlicking Republicans who played down the warnings from the Chinese? And even today they deny the value.

- It's awful, burning pain like your nerve endings are on fire, AND you can get it again#Vaccinate against shingles if you had chicken pox.
- Wishing my good friend Natalie Hart success this weekend. As President of the Provincial Liberal Party she will rebuild and rejuvenate the party. Donating endless hours, drawing reluctant Malton residents to COVID vaccination clinics, saved lives. She has strength, smarts...
- Republicans in Congress seems commercial mindset on building economy but you have proven decrease deficit & collected funds to fight for climate change, created employment, protected American citizens from covid-19 through vaccination camps.
- Millie literally wore me tf out taking her to get a simple nasal spray vaccine. Training can't start soon enough.