

Highway Preferential Attachment Models for Geographic Routing

Ofek Gila^(✉), Evrim Ozel^(✉), and Michael Goodrich^(✉)

University of California, Irvine CA 92617, USA {ogila,eozel,goodrich}@uci.edu

Abstract. In the 1960s, the world-renowned social psychologist Stanley Milgram conducted experiments that showed that not only do there exist “short chains” of acquaintances between any two arbitrary people, but that these arbitrary strangers are able to find these short chains. This phenomenon, known as the *small-world phenomenon*, is explained in part by any model that has a low diameter, such as the Barabási and Albert’s *preferential attachment* model, but these models do not display the same efficient routing that Milgram’s experiments showed. In the year 2000, Kleinberg proposed a model with an efficient $\mathcal{O}(\log^2 n)$ greedy routing algorithm. In 2004, Martel and Nguyen showed that Kleinberg’s analysis was tight, while also showing that Kleinberg’s model had an expected diameter of only $\Theta(\log n)$ —a much smaller value than the greedy routing algorithm’s path lengths. In 2022, Goodrich and Ozel proposed the *neighborhood preferential attachment* model (NPA), combining elements from Barabási and Albert’s model with Kleinberg’s model, and experimentally showed that the resulting model outperformed Kleinberg’s greedy routing performance on U.S. road networks. While they displayed impressive empirical results, they did not provide any theoretical analysis of their model. In this paper, we first provide a theoretical analysis of a generalization of Kleinberg’s original model and show that it can achieve expected $\mathcal{O}(\log n)$ routing, a much better result than Kleinberg’s model. We then propose a new model, *windowed NPA*, that is similar to the neighborhood preferential attachment model but has provable theoretical guarantees w.h.p. We show that this model is able to achieve $\mathcal{O}(\log^{1+\epsilon} n)$ greedy routing for any $\epsilon > 0$.

Keywords: small worlds, social networks, random graphs

1 Introduction

Stanley Milgram, a social psychologist, popularized the concept of the *small-world phenomenon* through two groundbreaking experiments in the 1960s [13,16]. In these experiments, Milgram determined that the median number of hops from a random volunteer in Nebraska and Boston to a stockbroker in Boston was six, thereby giving rise to the expression “six degrees of separation”.

A common and well-studied method for modeling real-world social networks is the *preferential attachment* model, popularized by Barabási and Albert in

1999 [1]. In this model, nodes are added to the graph one at a time, and each node is connected to m other nodes with probability proportional to their degree. Put simply, in this model, nodes with a greater degree are more likely to obtain an even greater degree, in what is commonly referred to as a “rich-get-richer” process. Such a process leads to power law degree distributions, meaning that the number of nodes with degree k is proportional to $k^{-\alpha}$ for some constant $\alpha > 1$. In 2009, Dommers, Hofstad, and Hooghiemstra showed that the diameter of the preferential attachment model is $\Omega(\log n)$ when the power law exponent $\alpha > 3$, and $\Omega(\log \log n)$ when $\alpha \in (2, 3)$ [6]. While such preferential attachment models indeed display small diameters, therefore explaining how these short paths *exist*, they do not explain how these paths are *found*. In other words, individual nodes in these models, using only local information, cannot find short paths to other nodes, unlike in Milgram’s experiments.

In 2003 Dodds, Muhamad, and Watts conducted an experiment similar to Milgram’s using email, with more than 60,000 volunteers and 18 targets in 13 countries. This experiment determined that the average number of hops was around five if the target was in the same country and seven if the target was in a different country, largely in line with Milgram’s results. Interestingly, this experiment asked participants the reasons for picking their next particular acquaintance, finding that, especially during the early stages of routing, geographical proximity was the dominant factor [5]. This result suggests that realistic models aiming to explain the small-world phenomenon should incorporate geographical information.

1.1 Kleinberg’s Model

In 2000, Jon Kleinberg proposed a famous model that, while not incorporating true geographical information, does consider a notion of geographic distance by placing nodes on an $n \times n$ grid. Kleinberg’s model connects nodes using two types of connections—*local connections*, in which nodes are connected to all neighbors within a fixed lattice distance, and *long-range connections*, in which nodes are connected to random nodes in the graph. Importantly, these long-range connections are chosen with distance in mind, namely that closer nodes are picked more often as long-range connections than farther nodes. Specifically, each node u picks long-range connection v with probability proportional to $d(u, v)^{-s}$, where $d(u, v)$ is the lattice distance between u and v and s is the clustering exponent. This model mimics how individuals in a social network are more likely to know people who are geographically closer to them, but also have a small probability of knowing people who are farther away. Kleinberg showed that, for $s = 2$, a greedy routing algorithm can find paths of length $\mathcal{O}(\log^2 n)$ with high probability (w.h.p.), and that this is optimal for any s ¹ [9]. In 2004, Martel and Nguyen proved tight bounds of expected $\Theta(\log^2 n)$ hops for greedy routing, and of expected diameter of $\Theta(\log n)$ —highlighting the large discrepancy between the two [12]. We are not aware of any other work that achieves

¹ for 2-d grids.

an asymptotically better expected number of greedy routing hops using a constant average node degree and using only a constant average amount of local information per node.

1.2 The Neighborhood Preferential Attachment Model

In 2022, Goodrich and Ozel proposed a new model that combines the preferential attachment model with Kleinberg’s model, which they call the *neighborhood preferential attachment* model [8]. In this model, as in the Barabási-Albert model, nodes are added to the graph one at a time, but instead of connecting to nodes solely based on their degree as in the preferential attachment models, they also take into account the distance between the nodes, as in Kleinberg’s model. Specifically, each node u picks a node v with probability proportional to $\deg(v)/d(u, v)^s$, where $\deg(v)$ is the current degree of vertex v . Furthermore, Goodrich and Ozel expanded all three models (Barabási-Albert, Kleinberg, and their own) to work with underlying distances defined by a road network rather than a grid. In their work, they conducted rigorous experiments on U.S.A. road networks and showed that their model is able to outperform both the constituent models in terms of average greedy routing hops between randomly chosen pairs of nodes. In their paper, they describe how road networks serve as good proxies for social networks since the density of road infrastructure is correlated with population density. Their model was, at the time, the only randomized model to not only capture a proxy for the position of nodes in a social network, but also the power law distribution of node degrees that is widely common social networks. These two facts allowed this model to be the first randomized model able to reproduce results from Stanley Milgram’s original small-worlds social experiment using a small average degree (only of around 30). However, importantly, they did not prove any theoretical bounds on their model. Our paper can be seen as a theoretical complement to their work, as we prove high probability bounds on the average greedy routing path length of a grid version of a very similar model, showing that it is far better than the $\Theta(\log^2 n)$ bound of Kleinberg’s model.

1.3 Our Results

As stated before, our main goal for this paper was to provide theoretical results for the work of Goodrich and Ozel, or more generally, for preferential attachment variations of Kleinberg’s model. In this paper, we propose three new models, each combining aspects of both Kleinberg’s model and the preferential attachment model. We prove that, for grid networks, each of our networks are able to asymptotically outperform Kleinberg’s original model in terms of average greedy routing path length, while using only a constant average amount of local information per node and while maintaining an expected constant average node degree.

We note that greedy routing can be improved by relaxing either of these two constraints. For example, if we allow nodes in the Kleinberg model to have access

to more local information, we can improve greedy routing to $\mathcal{O}(\log^{3/2} n)$. Similarly, if we allow nodes to have a higher, $\mathcal{O}(\log n)$, average degree, then we can improve greedy routing to $\mathcal{O}(\log n)$ hops [12]. The latter of these two relaxations reveals that greedy routing can be greatly improved by getting to—and staying on—high degree nodes. With this in mind, we consider a node *highway*—a set of interconnected nodes that each have higher than average degrees. Our first two models introduce a parameter k that controls both the size of the highway and the degree of nodes on the highway. Specifically, the degree of nodes on the highway is proportional to k while the number of nodes on the highway is inversely proportional to k , such that the average degree of the entire graph is constant.

Our first model, the *Kleinberg highway model* (KH), works by embedding a Kleinberg grid within an $n \times n$ grid, such that there are n^2/k nodes on the highway. Each of the nodes on the highway grid only chooses long-range connections to other nodes on the highway grid, while local connections are still made to all neighbors within a fixed lattice distance as in the original Kleinberg model. Our second model, the *randomized highway model* (RH), is similar to the first, but instead of embedding a perfect Kleinberg grid inside the original graph, nodes are chosen uniformly at random to be on the highway grid. More specifically, each node has probability $1/k$ to become a highway node, leading to an expected $\Theta(n^2/k)$ highway nodes w.h.p. Both of these generalizations reduce to the original Kleinberg model when $k = 1$, that is when every node is a highway node, and adds a constant number of long-range connections per node. Importantly, both models reach a global minimum of $\mathcal{O}(\log n)$ hops when $k = \Theta(\log n)$, a much better result than Kleinberg’s (see Figure 1).

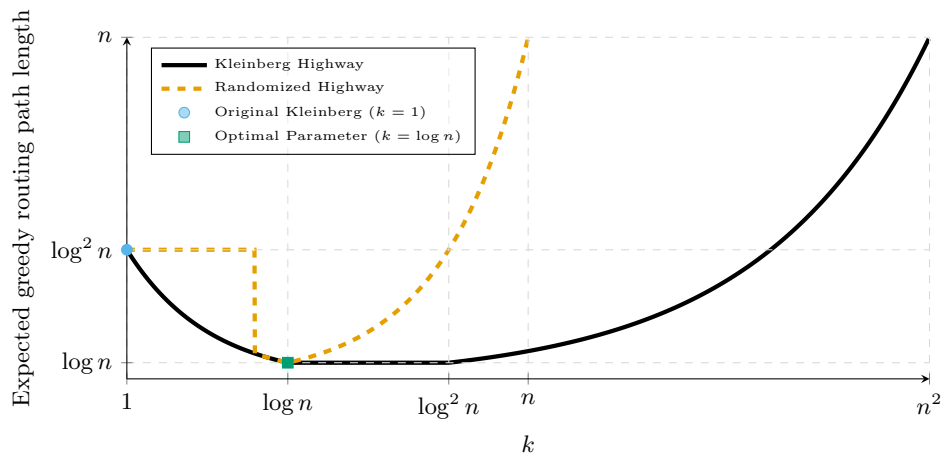


Fig. 1: The average greedy routing path length of the Kleinberg highway model for different values of parameter k .

Our final model is the *windowed neighborhood preferential attachment model* (windowed NPA), which like Goodrich and Ozel’s neighborhood preferential attachment model (NPA), is based on both Kleinberg’s model and the preferential attachment model. There are two main differences between the models. First, in the NPA model, the power law degree distribution naturally arises from the rich-get-richer selection property when adding new edges. In contrast, in our model, the power law degree distribution is strictly enforced, with each node picking a popularity k with probability $\propto k^{-\alpha}$. Each node then adds a number of long-range connections proportional to its popularity. In order to maintain a constant average degree, the power law exponent α must be greater than 2, so $\alpha \geq 2 + \epsilon$ for any $\epsilon > 0$. The second main difference is that instead of there existing a probability of any two nodes being connected, in the windowed NPA model, nodes are only connected to other nodes within a constant factor of their popularity. The idea being that a residential street is more likely to connect to an alley, another residential street, or an arterial road, than it is to connect directly to a highway. This constant factor is controlled by a parameter A , and any node u with popularity k_u can only have long-range connections to nodes with popularity k_v such that $k_v \in [k_u/A, k_u \cdot A]$. We prove that for any arbitrarily small $\epsilon > 0$, the average greedy routing path length of the windowed NPA model is $\mathcal{O}(\log^{1+\epsilon} n)$ w.h.p.² While this result only holds for grid networks, we provide experimental results of our new model on both grid and road networks, showing that the windowed NPA model is able to outperform Kleinberg’s model on both types of networks.

2 Preliminaries

As stated before, for the theoretical analysis, we will be using an $n \times n$ grid, such that the total number of nodes $|V| = n^2$. For simplicity, we will assume that our grid has wrap-around edges, as is common when analyzing grid networks [12], although our results can be extended to non-wrap-around grids. Let $d(u, v)$ be defined as the lattice distance between two nodes u and v in the grid, i.e. $d(u, v) = \min(\delta_x, n - \delta_x) + \min(\delta_y, n - \delta_y)$, where δ_x and δ_y are the absolute differences in the x and y coordinates of u and v , respectively. Let $B_d(u)$ denote the set of nodes within lattice distance d from u . All three models have the notion of *local connections* and *long-range connections*. Without loss of generality, we will only consider the case where we only add immediately adjacent local connections, that is, each node is only connected to the four nodes directly above, below, to the left, and to the right of it. Equivalently, we can say that each node is connected to all other nodes in $B_1(u)$, as in the case when $p = 1$ in Kleinberg’s original model. In this paper, when we refer to a node’s degree $\deg(u)$, we will be referring to the number of outgoing long-range connections from u .

² We proved this for a slightly modified greedy routing algorithm.

3 Kleinberg Highway

As stated before, Kleinberg’s model is defined on a graph \mathcal{G} comprising of an $n \times n$ grid where each node u adds local connections to all nodes in $B_P(u)$ (all nodes within lattice distance P of u), and Q long-range connections to other nodes. The probability of adding a long-range connection to node v is proportional to $d(u, v)^{-r}$. In our model, we will set P to 1 w.l.g., and we will set $r = 2$, as this is the value that Kleinberg showed was optimal for 2-dimensional grids, and Goodrich and Ozel hypothesized could be optimal for road networks [9,8]. Furthermore, in our model, we will define a subgraph \mathcal{G}_H , known as the **highway**, which for this model is an $n_H \times n_H$ evenly spaced grid in \mathcal{G} . We introduce a new parameter k in the range of $1 \leq k \leq n^2$, where $1/k$ of the nodes are designated as **highway nodes**, meaning that n_H is equal to n/\sqrt{k} (which for simplicity we assume is a whole number). Now, we introduce two forms of local connections, the first connects all nodes in the entire graph \mathcal{G} to their neighbors, and the second connects all nodes in the highway subgraph \mathcal{G}_H to their highway neighbors. Finally, and importantly, only highway nodes are able to add long-range connections, and these long-range connections are *directed* edges added only to *other highway nodes* (see Figure 2). Since there are fewer highway nodes, we are able to add proportionally more long-range connections per node to maintain the same constant average degree Q . In particular, each highway node is able to add $Q \times k$ long-range connections, where Q , as in the original Kleinberg model, represents the average highway degree. Put simply, \mathcal{G}_H is a Kleinberg graph with Kleinberg parameters: $n = n_H = n/\sqrt{k}$, $p = 1$, $q = Q \times k$, $r = 2$. We call the entire graph \mathcal{G} the **Kleinberg highway** model.

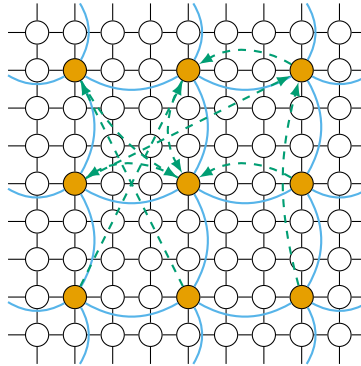


Fig. 2: An example of the Kleinberg highway model with $n = 9$, $k = 9$, and $Q = 1/9$. The solid black and curved solid blue lines represent local connections for the entire grid and for the highway grid, respectively. The value of Q was picked such that each highway node has only one long-range connection (represented by the dashed light green directed lines) to make the graph less cluttered. If Q were 1, each highway node would have 9 long-range connections.

3.1 Results

Our results depend on whether or not the structure of the highway is known to the vertices. Due to the structured nature of the highway, we will assume that its layout is known to all vertices (a constant amount of information), such that nodes know the location of the closest highway node to them. We will include both results for completeness, and both have the same optimum value and result, but our standard definition of our model will include this natural assumption.

We split our decentralized algorithm to route from s to t into three steps:

1. We use local connections in \mathcal{G} to route from s to the closest highway node.
2. We traverse the highway (\mathcal{G}_H) using standard Kleinberg routing towards t .
3. Finally, we use the local connections in \mathcal{G} to route to t .

A straightforward proof, included for completeness in Section 7.2, produces the following result:

Theorem 1. *The expected decentralized routing time in a Kleinberg highway network is $\mathcal{O}(\sqrt{k} + \log^2(n)/k + \log n)$ for $1 \leq k \leq n^2$ when each node knows the positioning of the highway grid, and $\mathcal{O}(k + \log^2(n)/k)$ otherwise.*

Reassuringly, both results are consistent with the original Kleinberg model when k is constant, with the expected routing time being $\mathcal{O}(\log^2 n)$. Our key observation, however, is that the expected routing time reaches a global minimum when $\Theta(\log n) \leq k \leq \Theta(\log^2 n)$ when the positioning of the highway is known, or just when $k \in \Theta(\log n)$ in general, in which case the expected routing time becomes $\mathcal{O}(\log n)$, as shown visually in Figure 1. This is a major improvement over the original Kleinberg model.

4 Randomized Highway

The key difference between this model and the Kleinberg highway model is that in this model highway nodes are distributed randomly through the entire graph \mathcal{G} instead of the unrealistic expectation that they are distributed perfectly uniformly. As in the previous model, nodes are laid out in an $n \times n$ grid with wrap-around, where each node is connected to its 4 directly adjacent neighbors. Each node independently becomes a highway node with probability $1/k$ for $1 \leq k \leq n^2/\log n$ such that there are an expected $\Theta(n^2/k)$ highway nodes total w.h.p., and each highway node adds $Q \times k$ long-distance connections to other highway nodes such that there is an expected average of Q long-distance connections per node w.h.p.³. As before, each highway node only considers other highway nodes as candidates for long-distance connections, and the probability that highway node u picks highway node v as a long-distance connection is proportional to $d(u, v)^{-2}$. An important difference, however, is that there is no clear notion of local connections between highway nodes in this graph, which will affect the decentralized greedy routing results. See Figure 3.

³ This holds for $k \in o(n^2/\log n)$ when $k \in \Theta(n^2/\log n)$, the density is at most αQ w.h.p. for a large enough constant α .

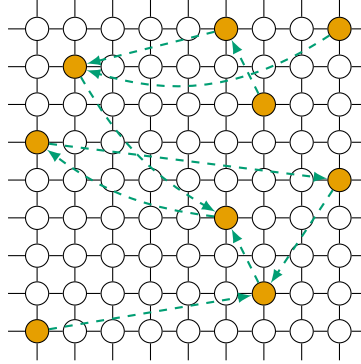


Fig. 3: An example of the randomized highway model with $n = 9$, $k = 9$, and $Q = 1/9$. The solid black and curved solid blue lines represent local connections for the entire grid. In this model, there are no local connections for the highway subgraph. The value of Q was picked such that each highway node has only one long-range connection (represented by the dashed light green directed lines) to make the graph less cluttered. If Q were 1, each highway node would have 9 long-range connections.

4.1 Results

As before, we split our decentralized routing algorithm into three steps: reaching a highway node from s , traversing the highway, and reaching t from the highway. While traversing the highway, we will only take local connections that improve our distance to t by at least $4\sqrt{k}$, for reasons that will be clear from the proof of Lemma 3. We will show that the expected time to reach a highway node from s is $\mathcal{O}(k + \log n)$ w.h.p., the expected time to traverse the highway is $\mathcal{O}(\log^2 n)$ w.h.p. for $k \in o(\log n)$ or $\mathcal{O}(\log n)$ w.h.p. for $k \in \Omega(\log n)$, and the expected time to reach t from the highway is $\mathcal{O}(k + \log n)$ w.h.p. From these results, we will obtain:

Theorem 2. *For $k \in o\left(\frac{\log n}{\log \log \log n}\right)$, the expected decentralized greedy routing path length is $\mathcal{O}(\log^2 n)$ w.h.p., while for $\Theta\left(\frac{\log n}{\log \log \log n}\right) \leq k < \Theta(\log n)$, the expected decentralized greedy routing path length is $\mathcal{O}(\log^2(n)/k)$ w.h.p., and finally for $\Theta(\log n) \leq k \leq \Theta(n)$, the expected decentralized greedy routing path length is $\mathcal{O}(k)$. Finally, for $k \in \Omega(n)$, the expected decentralized greedy routing path length is $\mathcal{O}(n)$.*

Note that importantly, the results of Theorem 2 are worse than the results of Theorem 1 for values of k between $\Theta(1)$ to $o\left(\frac{\log n}{\log \log \log n}\right)$, and for values of k greater than $\Theta(n)$. This can be attributed to two facts, the first being that the location of the closest highway node to s is not known, and the second being that there is no notion of local connections between the highway nodes.

4.2 Greedy Routing Sketch

Proving the expected decentralized greedy routing path length results for the randomized highway model in Theorem 2 follows similar steps to the proof for the Kleinberg highway model in Theorem 1. We include a sketch below, leaving the complete proofs for the appendix in Section 7.3.

We start by proving a lower bound on the probability that a long-range connection exists between two arbitrary highway nodes. In order to do this, we need to find a high probability upper bound on the normalization constant z for any arbitrary highway node.

Lemma 1. *The normalization constant z for any arbitrary highway node is at most $25 \log \log \log n + \frac{41}{9} \frac{\log n}{k \log \log n} + 26 \frac{\log n}{k}$ for $n > 5$ w.h.p. (for at most $\mathcal{O}(\log^2 n)$ invocations).*

This result gives us a normalization constant that is in $\mathcal{O}(\log(n)/k)$ for $k \in o\left(\frac{\log n}{\log \log \log n}\right)$, and in $\mathcal{O}(\log \log \log n)$ for $k \in \Omega\left(\frac{\log n}{\log \log \log n}\right)$. Note that this bound is worse for large values of k than the bound we obtained for the Kleinberg highway model in Lemma 7. We can, however, improve this bound, but without the same high probability guarantees:

Lemma 2. *The normalization constant z for any arbitrary highway node is at most $10 + 37 \frac{\log n}{k}$ for $n > 2$ with probability at least $1/2$. From now on, we will refer to this tighter bound as z' .*

This improved bound gives us a normalization constant that is in $\mathcal{O}(\log(n)/k)$ for $k \in o(\log n)$ in $\mathcal{O}(1)$ for $k \in \Omega(\log n)$, a result in line with the Kleinberg highway model. We want to be able to use this improved bound when calculating the probability of halving the distance to the destination.

Lemma 3. *Using the improved normalization constant bound z' incurs at most a constant factor to the probability of halving the distance to the destination while routing w.h.p.*

Now we can use these improved normalization constant bounds to find the probability of halving our distance. Suppose we are in phase j where $\log(c(k + \log n)) \leq j \leq \log n$ (for some constant c we will discuss later), and the current message holder u is a highway node. Let us find the probability that we have a long-range contact that is in a better phase. First, we find the number of highway nodes in a better phase than us, i.e., within the ball of radius 2^j around t ($B_{2^j}(t)$).

Lemma 4. *There are at least $2^{2j-2}/k$ highway nodes in a ball of radius 2^j for $\log(c(k + \log n)) \leq j \leq \log n$ with high probability (with probability at least $1 - n^{-0.18c^2}$).*

Each of these nodes has lattice distance less than 2^{j+2} , allowing us to bound the probability of them being a specific long-range contact of u . Then, we can obtain an identical result (in asymptotic notation) to the result in Lemma 8:

Lemma 5. *In the randomized highway model, the probability that a node u has a long-range connection to a node v that halves its distance to the destination is proportional to at most $k/\log n$ for $k \in \mathcal{O}(\log n)$ and is constant for $k \in \Omega(\log n)$.*

Once we reach phase $j = \log(c(k + \log n))$, we are at distance $\mathcal{O}(k + \log n)$ from the destination, reaching it in $\mathcal{O}(k + \log n)$ local hops. As stated up until now, we would be able to perform greedy routing with results equivalent to those of Theorem 1 assuming no knowledge about the positioning of the highway nodes ($\mathcal{O}(k + \log^2(n)/k)$ routing). However, we have not yet addressed the elephant in the room: the fact that there is no notion of local contacts between highway nodes. In simple terms, while routing, if there are no long-range contacts that improve your distance, you must leave the highway. And when you leave the highway, it may take a while to get back onto it. We will show that this is not a problem for large values of k , i.e. values of $k \in \Omega(\log n)$, but for smaller values of k the bound will be worse than before, becoming $\mathcal{O}(\log^2 n)$ expected routing instead of $\mathcal{O}(\log^2(n)/k)$ (note that we do not prove that the bound is tight). In Section 7.5 we propose a variant which trivially achieves the improved $\mathcal{O}(\log^2(n)/k)$ expected routing for small values of k . We consider this variant slightly less elegant, and since it maintains the same optimal results, we do not consider it further.

5 Windowed Neighborhood Preferential Attachment

Our previous models have a binary distinction between highway nodes and normal nodes, represented by a fixed value of k . We now describe a new model with a continuous transition, where each node picks its own value of k , such that the distribution of the values of k , and consequently the degree distribution, exhibits a power law. Each node independently picks their probability k from a distribution $\Pr(k) \propto 1/k^{2+\epsilon}$ for $\epsilon > 0$. Each node u then adds $\epsilon Q \times k$ long-range connections, but only to nodes within a given range, or “window”, of popularity. Specifically, let the window of popularity for a given node u with popularity k_u be popularities in the range $[k_u/A, Ak_u]$.

5.1 Results

While at first glance this model may seem irreconcilable from the previous models, consider referring to all nodes with popularity $\log n \leq k \leq A \log n$ as the “highway”. We expect to have $\mathcal{O}(1/\log^{1+\epsilon} n)$ highway nodes. Ignoring all long-range connections that do not connect two highway nodes, we find an instance of the randomized highway model embedded within the windowed NPA model, albeit with a small (but nevertheless constant) value of Q . With these key observations, we are able to prove:

Theorem 3. *The windowed NPA model has a decentralized greedy algorithm that routes in $\mathcal{O}(\log^{1+\epsilon}(n))$ hops w.h.p.*

The complete proof for this theorem can be found in Section 7.6. Furthermore, experimental results confirming that this model greedily routes significantly better than Kleinberg’s can be found in Section 7.1.

5.2 Efficient Construction

The neighborhood preferential attachment model of Goodrich and Ozel [8] takes $\mathcal{O}(|V|^2)$ time to construct and there is no more efficient construction currently known. The windowed NPA model can similarly be constructed sequentially in $\mathcal{O}(|V|^2)$ time. However, due to how each node picks their connections independently, this model is embarrassingly parallel, and can be constructed in $\mathcal{O}(|V|)$ time with $|V|$ processors, without any communication between processors.

6 Future Work

It would be interesting to be able to prove whether our bounds are tight for our models. Specifically, whether the bounds for the randomized highway model can be improved to be more in line with the Kleinberg highway results. While the diameter of models with constant degree is at least $\Omega(\log n)$, there is no such lower bound when dealing with constant *average* degree. It would be interesting to either bridge the gap or show that a true gap exists between the lower bound on the diameter of our networks, $\Omega(\log n / \log \log n)$, and the upper bound on greedy routing, $\mathcal{O}(\log n)$. Also, it would be interesting to prove whether it is possible to achieve a greedy routing time of $\log n + \sqrt{k}$ for larger values of k if each node knows the location of the nearest highway node (a constant amount of additional information). This result would improve the expected running time of the windowed NPA model to just $\mathcal{O}(\log n)$ for $0 < \epsilon \leq 1$. Finally, our analysis for the randomized highway model depends on the network having a mostly even spread of nodes. Experimentally, both our model and the original NPA model perform worse on Alaska, a highly unevenly spread out state. It would be interesting to generalize our results if some form of density condition is met.

References

1. Barabási, A.L., Albert, R.: Emergence of scaling in random networks. *Science* **286**(5439), 509–512 (1999). <https://doi.org/10.1126/science.286.5439.509>
2. Berger, N., Borgs, C., Chayes, J.T., D’Souza, R.M., Kleinberg, R.D.: Competition-induced preferential attachment. In: Díaz, J., Karhumäki, J., Lepistö, A., Sannella, D. (eds.) *Automata, Languages and Programming: 31st International Colloquium, ICALP 2004, Turku, Finland, July 12-16, 2004. Proceedings. Lecture Notes in Computer Science*, vol. 3142, pp. 208–221. Springer (2004). https://doi.org/10.1007/978-3-540-27836-8_20, https://doi.org/10.1007/978-3-540-27836-8_20
3. Bollobás, B., Riordan, O.M.: Mathematical results on scale-free random graphs. In: Bornholdt, S., Schuster, H.G. (eds.) *Handbook of Graphs and Networks: From the Genome to the Internet*, chap. 1, pp. 1–34. Wiley (2002). <https://doi.org/https://doi.org/10.1002/3527602755.ch1>

4. Borgs, C., Chayes, J.T., Daskalakis, C., Roch, S.: First to market is not everything: an analysis of preferential attachment with fitness. In: Johnson, D.S., Feige, U. (eds.) Proceedings of the 39th Annual ACM Symposium on Theory of Computing, San Diego, California, USA, June 11-13, 2007. pp. 135–144. ACM (2007). <https://doi.org/10.1145/1250790.1250812>, <https://doi.org/10.1145/1250790.1250812>
5. Dodds, P.S., Muhamad, R., Watts, D.J.: An experimental study of search in global social networks. *Science* **301**(5634), 827–829 (2003). <https://doi.org/10.1126/science.1081058>, <https://www.science.org/doi/abs/10.1126/science.1081058>
6. Dommers, S., van der Hofstad, R., Hooghiemstra, G.: Diameters in preferential attachment models. *Journal of Statistical Physics* **139**(1), 72–107 (2010). <https://doi.org/10.1007/s10955-010-9921-z>
7. Flaxman, A.D., Frieze, A.M., Vera, J.: A geometric preferential attachment model of networks. *Internet Math.* **3**(2), 187–205 (2007). <https://doi.org/10.1080/15427951.2006.10129124>
8. Goodrich, M.T., Ozel, E.: Modeling the small-world phenomenon with road networks. In: Renz, M., Sarwat, M. (eds.) Proceedings of the 30th International Conference on Advances in Geographic Information Systems, SIGSPATIAL 2022, Seattle, Washington, November 1-4, 2022. pp. 46:1–46:10. ACM (2022). <https://doi.org/10.1145/3557915.3560981>, <https://doi.org/10.1145/3557915.3560981>
9. Kleinberg, J.M.: The small-world phenomenon: an algorithmic perspective. In: Yao, F.F., Luks, E.M. (eds.) Proceedings of the Thirty-Second Annual ACM Symposium on Theory of Computing, May 21-23, 2000, Portland, OR, USA. pp. 163–170. ACM (2000). <https://doi.org/10.1145/335305.335325>
10. Kumar, R., Liben-Nowell, D., Tomkins, A.: Navigating low-dimensional and hierarchical population networks. In: Azar, Y., Erlebach, T. (eds.) Algorithms - ESA 2006, 14th Annual European Symposium, Zurich, Switzerland, September 11-13, 2006, Proceedings. Lecture Notes in Computer Science, vol. 4168, pp. 480–491. Springer (2006). https://doi.org/10.1007/11841036_44
11. Liben-Nowell, D., Novak, J., Kumar, R., Raghavan, P., Tomkins, A.: Geographic routing in social networks. *Proc. Natl. Acad. Sci. USA* **102**(33), 11623–11628 (2005). <https://doi.org/10.1073/pnas.0503018102>
12. Martel, C.U., Nguyen, V.: Analyzing Kleinberg’s (and other) small-world models. In: Chaudhuri, S., Kutten, S. (eds.) Proceedings of the Twenty-Third Annual ACM Symposium on Principles of Distributed Computing, PODC 2004, St. John’s, Newfoundland, Canada, July 25-28, 2004. pp. 179–188. ACM (2004). <https://doi.org/10.1145/1011767.1011794>
13. Milgram, S.: The small world problem. *Psychology Today* **1**(1), 61–67 (1967)
14. Mitzenmacher, M.: A brief history of generative models for power law and lognormal distributions. *Internet Mathematics* **1**(2), 226–251 (2004)
15. Slivkins, A.: Distance estimation and object location via rings of neighbors. In: Aguilera, M.K., Aspnes, J. (eds.) Proceedings of the Twenty-Fourth Annual ACM Symposium on Principles of Distributed Computing, PODC 2005, Las Vegas, NV, USA, July 17-20, 2005. pp. 41–50. ACM (2005). <https://doi.org/10.1145/1073814.1073823>
16. Travers, J., Milgram, S.: An experimental study of the small world problem. *Sociometry* **32**(4), 425–443 (1969)

7 Appendix

7.1 Experimental Analysis

Goodrich and Ozel’s paper on the neighborhood preferential model [8] was able to show that a hybrid model combining elements from Kleinberg’s model with preferential attachment is able to outperform both individual models for decentralized greedy routing on road networks by showing many experimental results. In the previous sections, we provided some theoretical justification for their results, by proving asymptotically better greedy routing times for a similar model. In this section, we complete our comparisons by reproducing their key experimental results with our new model. Our experimental framework is nearly identical to theirs, except that we implement directed versions of each algorithm, i.e. where each long-range connection is directed (local connections are by definition always undirected). This allows us to run experiments much more efficiently—we sample between 30,000 to 200,000 source/target pairs for each data point, as compared to their 1,000 pairs—but results in all algorithms having a worse performance. For our experiments we picked $\epsilon = 0.5$ and $A = 1.01$. It is possible that other parameters would yield better results.

Key Results Our main key result is that our windowed NPA model outperforms Kleinberg’s model for road networks by a factor of 2, as shown in Figure 4. This result is directly in line with Goodrich and Ozel’s experimental results with their

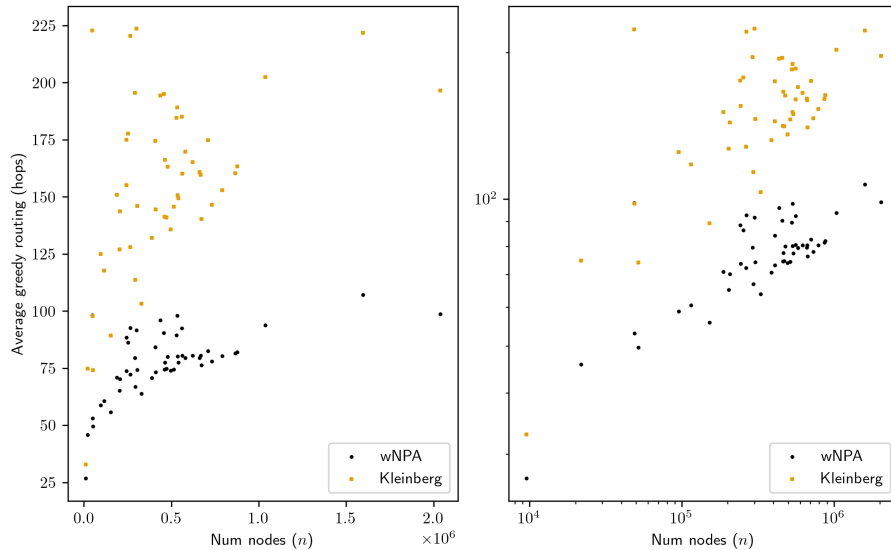


Fig. 4: Comparison of greedy routing times for Kleinberg’s model and the windowed NPA model when $Q = 1$, $\epsilon = 0.5$, $A = 1.01$. The right plot is in log scale.

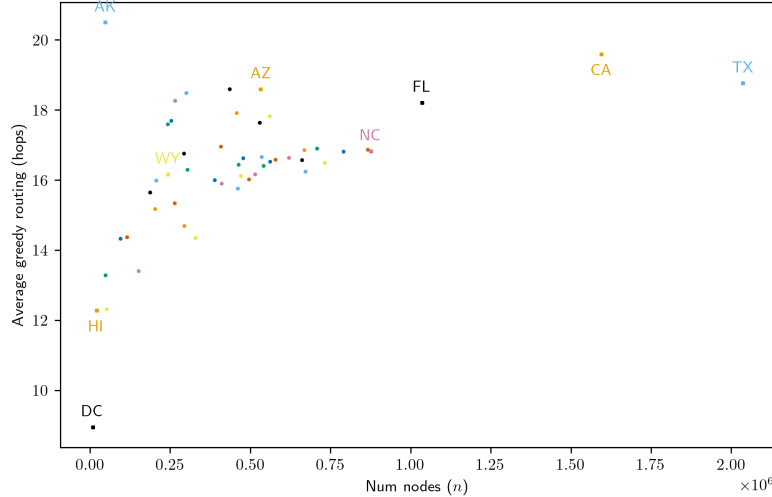


Fig. 5: The greedy routing times for the windowed NPA model on the 50 US states when $Q = 32$, $\epsilon = 0.5$, and $A = 1.01$.

similar model [8]. It is worth mentioning that our directed version of the model is worse than the undirected version from Goodrich and Ozel’s paper by roughly a factor of 2.

Similarly, we show that by increasing the degree density to 32 we can achieve a result of less than 20 degrees of separation, which again is roughly twice the results from Goodrich and Ozel’s paper (see Figure 5), which we attribute primarily to the directed implementation of the models for our experiments.

7.2 Kleinberg Highway Proofs

In this section, we prove Theorem 1 by proving upper bounds on each of the three steps of the greedy routing algorithm: routing from s to the highway using local connections, within the highway towards t using standard Kleinberg routing, and finally from the highway to t again using local connections.

Lemma 6. *It is possible to route from any node $s \in \mathcal{G}$ to a highway node $h \in \mathcal{G}_H$ in at most \sqrt{k} hops, if the location of h is known, or in at most $k - 1$ hops, if the location of h is not known.*

Proof. Without loss of generality, let’s assume highway nodes are located wherever $\text{mod}(x, \sqrt{k}) = 0$ and $\text{mod}(y, \sqrt{k}) = 0$. Then, the maximum distance in the x dimension to a highway node is $\delta_x = \min(\text{mod}(x, \sqrt{k}), \sqrt{k} - \text{mod}(x, \sqrt{k})) = \lfloor \frac{\sqrt{k}}{2} \rfloor$, and an equivalent result holds for δ_y . Therefore, the maximum lattice

distance to a highway node is the sum of both, or at most $2 \lfloor \frac{\sqrt{k}}{2} \rfloor \leq \sqrt{k}$. If the location of h is known, then we can route to it directly taking a number of hops equal to the lattice distance to h . If the location of h is not known, we can visit every node in a $\sqrt{k} \times \sqrt{k}$ square, guaranteeing that we will encounter a highway node h , in $k - 1$ hops.

After we reach the highway subgraph \mathcal{G}_H , we can use the standard Kleinberg routing algorithm towards t . As in Kleinberg's original analysis, we first prove a lower bound on the probability that a long-range connection exists between two arbitrary highway nodes.

Lemma 7. *The normalization constant z for \mathcal{G}_H is upper bounded by $z \leq 4 \ln(6n_H) \leq 4 \ln(6n)$. As such, the probability of any two highway nodes u and v being connected is at least $[4 \ln(6n)d_H(u,v)^2]^{-1}$, where $d_H(u,v)$ is the lattice distance between u and v in \mathcal{G}_H .*

Proof. This result follows directly from Kleinberg's original analysis on the highway subgraph \mathcal{G}_H .

In Kleinberg's analysis, the probability that a node u has a long-range connection to a node v that halves its distance to the destination is proportional to $[\log n]^{-1}$, when a node has a constant number of long-range connections Q . In our case, each highway node has $Q \times k$ long-range connections, where k does not need to be constant. This gives us improved distance-halving probabilities:

Lemma 8. *In the Kleinberg highway model, the probability that a node u has a long-range connection to a node v that halves its distance to the destination is proportional to at most $k/\log n$ for $k \in \mathcal{O}(\log n)$ and is constant for $k \in \Omega(\log n)$.*

Proof. Following Kleinberg's analysis, the probability that a single long-range connection from u halves its distance to the destination is still proportional to $[\log n]^{-1}$. Therefore, the probability that a single long-range connection does *not* halve its distance to the destination is proportional to $1 - [\log n]^{-1}$. The probability that all Qk long-range connections do not halve the distance is therefore proportional to $(1 - [\log n]^{-1})^{Qk} = \left[(1 - [\log n]^{-1})^{\log n} \right]^{\frac{Qk}{\log n}} \leq e^{-\frac{Qk}{\log n}}$. Finally, the probability that any one of the Qk succeed in halving the distance is therefore proportional to $1 - e^{-\frac{Qk}{\log n}}$. When $k \in \omega(\log n)$, the exponential term tends towards zero, and the probability tends towards one. For smaller values of k , a Taylor expansion of $e^{-\frac{Qk}{\log n}}$ shows that this probability is proportional to at least $1 - \left[1 - \frac{Qk}{\log n} + \mathcal{O}\left(\left[\frac{Qk}{\log n}\right]^2\right) \right] = \frac{Qk}{\log n} - \mathcal{O}\left(\left[\frac{Qk}{\log n}\right]^2\right)$. When $k \in o(\log n)$, the lower order terms become asymptotically negligible, and we are left with a probability proportional to $\frac{Qk}{\log n} = \mathcal{O}(k/\log n)$. When $k = \Theta(\log n)$, we are left with a constant dependent on Q .

Importantly, this result reproduces Kleinberg's original result when k is constant, since we are left with a probability proportional to $1/\log n$. Finally, we can prove the main result of this section:

Proof (of Theorem 1). It is possible to describe the greedy routing path in terms of at most $\log n$ phases, where a node u in phase j if it is at a lattice distance between 2^j and 2^{j+1} from the destination t . It is easy to see that halving the distance to the destination results in reducing what phase a node is in by one. The expected amount of hops spent in each phase is therefore $1/\Pr(\text{distance halving}) = \mathcal{O}(\log(n)/k)$. Note that importantly, when no long-range connections halve the distance, we take local connections on the *highway graph* towards t , as in the original Kleinberg model. Since there are at most $\log n$ phases, we expect to spend at most $\mathcal{O}(\log n(\log(n)/k+1))$ hops on the highway⁴. Finally, the final highway node is known to be at most \sqrt{k} hops away from the destination t . The theorem follows from these results along with the results from Lemma 6.

7.3 Randomized Highway Proofs

We now present proofs of theorems and lemmas discussed in Section 4.2.

The Nested Lattice Construction For our proofs, similarly to the Kleinberg highway model, we will conceptually subdivide the highway into a lattice of balls of various sizes (see Figure 6 for an example nested lattice structure), and show upper and lower bounds on the number of highway nodes within each ball with varying degrees of probability bounds. Specifically we will prove:

Lemma 9. *Results from the nested lattice structure:*

1. All balls of radius $3\sqrt{k\log n}$, centered around any of the n^2 nodes, contain at least $9\log n$ highway nodes with high probability in n .
2. All balls of radius $3\sqrt{k\log n}$, centered around any of the n^2 nodes, contain fewer than $41\log n$ highway nodes with high probability in n .
3. $\mathcal{O}(\log^2 n)$ balls of radius $3\sqrt{k\log \log n}$, centered around any $\mathcal{O}(\log^2 n)$ nodes, contain fewer than $41\log \log n$ highway nodes with high probability in $\log n$.
4. Any arbitrary ball of radius $2\sqrt{k}$ has at most 18 highway nodes with probability at least $1/2$. This result is not a high probability bound, and is only independent for balls centered around nodes with lattice distance greater than $4\sqrt{k}$ between them.

Proof. Consider balls of radius $a\sqrt{k\log n}$ for some constant a . There are at least $2a^2k\log n$ -many nodes within each ball of radius $a\sqrt{k\log n}$. The probability that any node is a highway node is $1/k$, so the expected number of highway nodes within each ball is $\mu \geq 2a^2\log n$. We can lower bound the number of highway nodes within each ball by using a Chernoff bound. Letting X be the number of highway nodes within each ball, we have:

$$\Pr(X \leq (1 - \delta)\mu) \leq e^{-\frac{\delta^2\mu}{2}} = e^{-a^2\delta^2\log n} = n^{-\frac{a^2\delta^2}{\ln 2}}$$

⁴ Some minor details regarding the final $\log \log n$ phases are omitted for brevity.

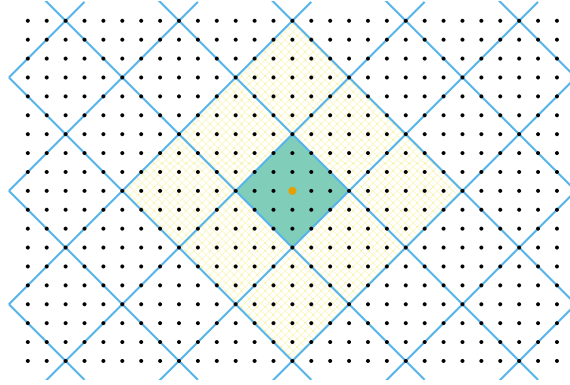


Fig. 6: The nested lattice construction showing balls of radius 3, centered around an orange node. The central ball is depicted in solid light green, while the 8 adjacent balls are shown in dashed yellow.

By union bound, the probability this fails for a ball centered at any of the n^2 vertices is at most $n^2 - \frac{a^2 \delta^2}{\ln 2}$. Setting $\delta = 1/2$ and $a = 3$, we obtain that all balls with radius $3\sqrt{k \log n}$ have at least $9 \log n$ highway nodes with probability at least $1 - n^{-1.24}$, which is w.h.p. For an upper bound, we first note that there are fewer than $3a^2 k \log n$ -many nodes within each ball of radius $a\sqrt{k \log n}$ for radii of at least 3. Using another Chernoff bound:

$$\Pr(X \geq (1 + \delta)\mu) \leq e^{-\frac{\delta^2 \mu}{2 + \delta}} = e^{-\frac{2a^2 \delta^2 \log n}{2 + \delta}} = n^{-\frac{3a^2 \delta^2}{\ln 2(2 + \delta)}}$$

By setting $\delta = 1/2$ and $a = 3$, we obtain that all balls with radius $3\sqrt{k \log n}$ have fewer than $41 \log n$ highway nodes w.h.p. (with probability at least $1 - n^{-1.89}$). We can obtain similar bounds for smaller balls, although with worse probabilities. For example, for balls of radius $a\sqrt{k \log \log n}$, we expect $\mu < 3a^2 \log \log n$ highway nodes for radii of at least 3. Using another Chernoff bound with $\delta = 1/2$ and $a = 3$, we obtain that any given ball with radius $3\sqrt{k \log \log n}$ has more than $41 \log \log n$ highway nodes with probability less than $\log^{-3.89} n$. Assuming we will only invoke this bound at most $\mathcal{O}(\log^2 n)$ times, the probability that any of the invocations fail is negligible (at most $\mathcal{O}(\log^{-1.89} n)$). Finally, we consider balls of radius only $2\sqrt{k}$, which have at most 18 highway nodes with probability at least $1/2$.

Finding the Normalization Constant The probability that highway node u picks highway node v as a long-range connection is $d(u, v)^{-2} / \left[\sum_{w \neq u} d(u, w)^{-2} \right]$, where each w in the summation is a highway node. In order to lower bound this probability, we must upper bound the denominator, known as the *normalization constant* z .

Proof (of Lemma 1). Let's consider a lattice of balls centered around an arbitrary highway node u . Let's define a notion of "ball distance" b to measure the distance

between two balls in this ball lattice. Let $\mathcal{B}_b(u)$ be the set of all balls at ball distance b from a ball centered at u . There is 1 ball at ball distance 0 ($|\mathcal{B}_0(u)| = 1$), 8 balls at ball distance 1, and in general at most $8b$ balls at distance b for $b > 0$ (see Figure 6). The minimum distance between u to a node in another ball at distance b is $2b - 1$ times the ball radius for $b > 0$. Let's consider a lattice of balls with radius $3\sqrt{k \log n}$. From Lemma 9.2 we know that there are at most $41 \log n$ highway nodes within this ball w.h.p. Let's also find the normalization constant in two parts, first due to highway nodes in $b > 0$ ($z_{>0}$), and then due to highway nodes within the same ball (z_0).

Note that any two balls are separated by ball distance at most $2n/\text{twice the ball radius}$, or $\frac{n}{3\sqrt{k \log n}}$.

$$\begin{aligned}
z_{>0} &\leq \sum_{b=1}^{\frac{n}{3\sqrt{k \log n}}} \frac{(\max \# \text{ highway nodes in } \mathcal{B}_b(u))}{(\min \text{ distance to node in } \mathcal{B}_b(u))^2} \\
&\leq \sum_{b=1}^{\frac{n}{3\sqrt{k \log n}}} \frac{41 \log n \times 8b}{(2b-1)^2 \times 9k \log n} < \frac{37}{k} \sum_{b=1}^{\frac{n}{3\sqrt{k \log n}}} \frac{b}{(2b-1)^2} \\
&\leq \frac{37}{k} \sum_{b=1}^{\frac{n}{3\sqrt{k \log n}}} \frac{1}{b} = \frac{37}{k} \mathcal{H} \left(\frac{n}{3\sqrt{k \log n}} \right) \\
&\leq \frac{37}{k} \mathcal{H} \left(\frac{n}{3\sqrt{\log n}} \right) < 26 \frac{\log n}{k} \text{ for } n > 2
\end{aligned}$$

Now that we showed the contribution of highway nodes in different balls from u , let's bound the contribution due to highway nodes within the same ball. We are only interested in the normalization constant for nodes that we visit along the highway, which we will show is at most $\mathcal{O}(\log^2 n)$ nodes. Knowing this, we can use the improved bound for balls of radius $3\sqrt{k \log \log n}$, which from Lemma 9.3 we know contain fewer than $41 \log \log n$ highway nodes w.h.p. Let's consider the worst case where they are all bunched up around u . Let's denote their contribution $z_{0,\text{inner}}$.

$$\begin{aligned}
z_{0,\text{inner}} &\leq \sum_{j=1}^{\lceil \sqrt{41 \log \log n} \rceil} \frac{4j}{j^2} < 4\mathcal{H} \left(\sqrt{41 \log \log n} + 1 \right) \\
&< 25 \log \log \log n \text{ for } n > 5
\end{aligned}$$

Recall that we can still have up to $41 \log n$ highway nodes in in the same (large) ball as u . Let's assume they are all as close as possible, meaning that they are all at the edge of the inner ball. Let's denote their contribution $z_{0,\text{outer}}$.

$$z_{0,\text{outer}} < \frac{41 \log n}{(3\sqrt{k \log \log n})^2} = \frac{41}{9} \frac{\log n}{k \log \log n}$$

Combining these results, we obtain:

$$z < 25 \log \log \log n + \frac{41}{9} \frac{\log n}{k \log \log n} + 26 \frac{\log n}{k} \text{ for } n > 5$$

w.h.p., for at most $\mathcal{O}(\log^2 n)$ invocations.

We provide a tighter bound for the normalization constant, z' , in a similar fashion:

Proof (of Lemma 2). Recall from Lemma 9.4 that balls of radius $2\sqrt{k}$ have at most 18 highway nodes with probability at least $1/2$. When this occurs, $z_{0,\text{inner}}$ can be improved to:

$$z_{0,\text{inner}} < \sum_{j=1}^5 \frac{4j}{j^2} = 4\mathcal{H}(5) < 10$$

Meanwhile, $z_{0,\text{outer}}$ changes to:

$$z_{0,\text{outer}} < \frac{41 \log n}{(2\sqrt{k})^2} = \frac{41 \log n}{4k}$$

Overall, with probability at least $1/2$, we obtain the improved bounds on the normalization constant:

$$z' < 10 + 37 \frac{\log n}{k} \text{ for } n > 2$$

Probability of Distance Halving As explained before, the first step is to show that we can use the improved bounds on the normalization constant by incurring only an increase in a constant factor to the probability of halving the distance:

Proof (of Lemma 3). The probability of the improved normalization constant bound z' applying is at least $1/2$, and this probability is independent for any nodes a distance of at least $4\sqrt{k}$ apart (see Lemma 9.4). For values of $k \in o\left(\frac{\log n}{\log \log \log n}\right)$, the improved normalization constant bound is already only a constant factor better. For values of $k \in \Omega\left(\frac{\log n}{\log \log \log n}\right)$ we will show that we can always visit highway nodes that are at least $4\sqrt{k}$ apart, so that we have independence. All our routing algorithms expect to take $\mathcal{O}(\log n)$ hops on the highway, or $a \log n$ hops for some constant a . We expect at least $\frac{1}{2}a \log n$ of the highway nodes visited to have the improved bounds apply. By Chernoff bound, we visit at least $\frac{1}{4}a \log n$ highway nodes with the improved bounds w.h.p. (with probability at least $1 - n^{-\frac{a}{16 \ln 2}}$). Since a can be picked arbitrarily large, then with high probability we will visit $\mathcal{O}(\log n)$ -many nodes with the improved bounds along our path, which is the same as our original expectation of how many nodes we will visit, meaning our results are the same up to a constant hidden by the asymptotic notation. Note that a similar reasoning works for smaller values of k as well.

Next, we need to prove a lower bound on how many nodes are in a better phase than us w.h.p.:

Proof (of Lemma 4). Kleinberg showed that there are more than 2^{2j-1} nodes within lattice distance 2^j of t [9], for $\log \log n \leq j < \log n$. Within this range, we expect there to be at least $2^{2j-1}/k$ highway nodes. Since we are only considering the case where $j \geq \log(c(k + \log n))$, we can use this to create a Chernoff bound (with $\delta = 1/2$). Letting X be the number of highway nodes:

$$\begin{aligned} \Pr(X \leq \mu/2) &\leq e^{-\frac{\mu}{8}} = e^{-\frac{2^{2j-1}}{8k}} \leq e^{-\frac{2^{2 \log(c(k+\log n))}}{16k}} \\ &= e^{-\frac{[c(k+\log n)]^2}{16k}} < e^{-\frac{c^2(2k \log n)}{16k}} = n^{-\frac{c^2}{8 \ln 2}} \\ &< n^{-0.18c^2} \end{aligned}$$

In summary, since we picked $\delta = 1/2$, we expect at least $2^{2j-2}/k$ highway nodes, to be within lattice distance 2^j of t w.h.p. (with probability at least $1 - n^{-0.18c^2}$).

Finally, we use these results to prove the main lemma of this section, the probability of halving the distance:

Proof (of Lemma 5). From our previous results, we know we can use the improved bounds for the normalization constant, $z' = 10 + 37 \frac{\log n}{k}$, with at most a constant factor increase in the probability of halving the distance. Furthermore, we know that there exist at least $2^{2j-2}/k$ highway nodes in better phases w.h.p. Since they are in phase j or better, they are each within lattice distance $< 2^{j+1} + 2^j < 2^{j+2}$ from u . Using this, and letting v be an arbitrary long-range connection of u , we obtain:

$$\Pr(v \in B_{2^j}(u)) > [64kz']^{-1} > [64k \times 37(1 + \log(n)/k)]^{-1}$$

The probability of v not being in a better phase is similarly $1 - \Pr(v \in B_{2^j}(u))$. Recalling that each highway node has Qk independently chosen random long-range connections, the probability of none of them being connected to a better phase is therefore $(1 - \Pr(v \in B_{2^j}(u)))^{Qk} \leq e^{-Qk \Pr(v \in B_{2^j}(u))}$. The probability of any one of them being connected is therefore:

$$\Pr(\exists v \in B_{2^j}(u)) \geq 1 - e^{-Qk \Pr(v \in B_{2^j}(u))} > 1 - e^{-\frac{Qk}{2368(k+\log n)}}$$

When $k \in o(\log n)$, the $\log n$ term in the denominator dominates, and we obtain similar asymptotic results to Lemma 8. When $k \in \Omega(\log n)$, the k term in the denominator dominates, cancelling out the k term in the numerator, and leaving us with a constant term dependent on Q . It is worth noting that the constant factors in this analysis are very loose, and also considerably decrease for larger values of n . In any case, we obtain that the probability of halving the distance is at least in $\mathcal{O}(k/\log n)$ for $k \in o(\log n)$, and at least $f(Q) = \mathcal{O}(1)$ for $k \in \Omega(\log n)$.

7.4 Removing Local Contact Dependence

In this section, we complete the proof of Theorem 2 by removing the dependence on local connections. The results of the theorem directly follow.

If we do find a long-range connection that takes us to the next phase, we can just take it, but what do we do when there aren't any? To continue the Kleinberg analogy, we would just keep taking local connections to keep re-rolling the dice, and as long as we never traverse any space twice and never traverse any space that is within $4\sqrt{k}$ of previous spaces (because of Lemma 9.4), we can assume each step taken is independent of other steps. The obvious problem here is that there is no notion of "local connections" in this randomly selected highway. We could either greedily take local connections in the entire graph until we happen to reach a highway node again (in expected $\mathcal{O}(k)$ time), or we can simply pick any long-range connection that takes us closer to the destination by at least $4\sqrt{k}$. For values of $k \in o(\log n)$, we will use the first method (greedily taking local connections), and for values of $k \in \Omega(\log n)$, we will use the second.

Values of $k \in o\left(\frac{\log n}{\log \log \log n}\right)$ For these smaller values of k , from Lemma 5, we expect to take $\mathcal{O}(\log(n)/k)$ hops on highway nodes to reach the next phase, and since there are at most $\log n$ total phases, we expect to visit at most $\mathcal{O}(\log^2(n)/k)$ highway nodes throughout the entire routing process w.h.p. In the worst case, whenever we can't halve the distance, we never have any closer long-range connections, so we would need to greedily move along local contacts towards t until reaching another highway node. Recalling that each node has probability $1/k$ of being a highway node, and that we expect to visit a highway node every k independent hops. In order to avoid visiting highway nodes within $4\sqrt{k}$ of each other, we can first walk $4\sqrt{k}$ hops before checking for highway nodes, which we will expect to find after $4\sqrt{k} + k \in \mathcal{O}(k)$ hops. Over the entire duration of the routing, we expect to spend $\mathcal{O}(\log^2(n)/k \times k) = \mathcal{O}(\log^2 n)$ hops using local connections to reach highway nodes w.h.p.

Values of $k \in \Omega\left(\frac{\log n}{\log \log \log n}\right)$ For these larger values of k , we will prove that we can find a long-range connection to an arbitrary highway node u in phase $\log(c(k + \log n)) \leq j < \log n$ that is at least $4\sqrt{k}$ closer to the destination t , w.h.p. Recall that long-range connections are always only between highway nodes, so taking them will always keep us on the highway. To find the probability of one of these connections existing, we consider a ball of radius $d - 4\sqrt{k}$ centered on the destination t ($B_{d-4\sqrt{k}}(t)$), where d is the distance from u to t ($d = d(u, t)$). Let's lower bound the probability of an arbitrary long-range connection of u going into this ball. We can assume w.l.o.g. that u shares either an x or a y coordinate with t (see Lemma 13). As before, let's consider the nested lattice construct, where this time u sits at the edge of one such ball. There are exactly $2b - 1$ balls closer to t than u is at ball distance b , for $1 \leq b \leq \frac{2d-2}{6\sqrt{k} \log n}$. In order to enforce the condition that we improve the distance by at least $4\sqrt{k}$, we can dismiss the

outer layer of balls, leaving us with $2b - 3$ balls for $2 \leq b \leq \frac{d-1}{3\sqrt{k \log n}} - 1$. The maximum distance from u to any node in one of these balls is $2b \times 3\sqrt{k \log n}$. From Lemma 9.1, we know that each ball of radius $3\sqrt{k \log n}$ has at least $9 \log n$ highway nodes w.h.p. This lower bound must apply w.h.p. for any highway node along our path, so we must use the looser normalization constant bound, z . We can now lower bound the probability that v is in one of these closer balls:

$$\begin{aligned}
\Pr(v \in B_{d-4\sqrt{k}}) &\geq \sum_{b=2}^{\frac{d-1}{3\sqrt{k \log n}} - 1} \frac{(\text{min \# dist } b \text{ highway nodes})}{z(\text{max dist to node at dist } b)^2} \\
&\geq \sum_{b=2}^{\frac{d-1}{3\sqrt{k \log n}} - 1} \frac{(2b - 3) \times 9 \log n}{z(2b \times 3\sqrt{k \log n})^2} \\
&= \frac{2}{9kz} \sum_{b=2}^{\frac{d-1}{3\sqrt{k \log n}} - 1} \frac{2b - 3}{b^2} \\
&> \frac{2}{9kz} \left[\ln \left(\frac{d-1}{3\sqrt{k \log n}} - 1 \right) \right] \\
&> \frac{\ln \left(\frac{d}{3\sqrt{k \log n}} \right)}{9kz}
\end{aligned}$$

Note that this result holds for $d \geq c(k + \log n)$ for large enough constant c .

This result holds for a single long-range connection of u . The probability that none of u 's long-range connections are closer is:

$$\begin{aligned}
\Pr(\text{none closer}) &< \left[1 - \frac{\ln \left(\frac{d}{3\sqrt{k \log n}} \right)}{9kz} \right]^{Qk} \\
&= \left(\left[1 - \frac{\ln \left(\frac{d}{3\sqrt{k \log n}} \right)}{9kz} \right]^{kz} \right)^{\frac{Q}{z}} \\
&< e^{-\frac{Q}{9z} \ln \left(\frac{d}{3\sqrt{k \log n}} \right)} \\
&< e^{-\frac{Q \ln d}{9z}} = d^{-\frac{Q}{9z}}
\end{aligned}$$

again, holding for large enough constant c .

With this probability established, let's try seeing how many hops we can take before we hit a dead end. Let's do this in two parts. First, let's see if we can get to within a distance of $(a \log n)^{bz}$ from t for some constants a and b . Since the probability of hitting a dead end only increases as we get closer, the probability of hitting a dead end while in this range is always going to be $< (a \log n)^{-\frac{bQ}{9}}$. This gives us an expected number of hops of $\Omega \left((a \log n)^{\frac{bQ}{9}} \right)$ w.h.p. When setting b

large enough, we can get this to be $\Omega(\log^2 n)$, which is more than the maximum number of steps we expect to spend in routing.

In the second part, we are within distance $(a \log n)^{bz} \geq d \geq c(k + \log n)$ of t . From Lemma 1, we know that our normalization constant z is at most $\mathcal{O}(\log \log \log n)$ for $k \in \Omega\left(\frac{\log n}{\log \log \log n}\right)$ w.h.p., so $z < w \log \log \log n$ for some constant w . This gives us probability of hitting a dead end of less than $(c(k + \log n))^{-\frac{bQ}{9w \log \log \log n}}$. Setting constant c large enough, we can expect to take at least $\Omega\left(\log n^{\frac{Q}{9w \log \log \log n}}\right)$ hops on the highway within this range before hitting a dead end w.h.p. Let's call this our "allowance". While this is less than the maximum number of steps we expect to spend while routing, we only have at most $bz \log(a \log n)$ phases left in this second part, while we spend at most $\mathcal{O}(\log \log \log n)$ highway hops per phase. Putting this together, we expect to take at most $f(\log \log \log n)^2 \log \log n$ hops in this second part of the routing for some large enough constant f . Let's determine if our allowance is enough to get us to t , by considering the ratio r between our allowance and the number of remaining highway hops:

$$\begin{aligned} r &= \lim_{n \rightarrow \infty} \frac{\log n^{\frac{Q}{9w \log \log \log n}}}{f(\log \log \log n)^2 \log \log n} \\ \log r &= \lim_{n \rightarrow \infty} \frac{Q \log \log n}{9w \log \log \log n} - \log(f(\log \log \log n)^2 \log \log n) \\ &= \lim_{n \rightarrow \infty} \frac{\log \log n}{\log \log \log n} - \log((\log \log n)^3) = \infty \end{aligned}$$

Since $\log r$ tends towards infinity, r tends towards infinity, meaning that for a large enough constant c , our allowance is enough to get us to t w.h.p. for arbitrarily large n . Combining these results, we can conclude that we can reach a highway node within distance $c(k + \log n)$ of t w.h.p. while only taking long-range connections that improve our distance by at least $4\sqrt{k}$, thus eliminating the need for local connections.

7.5 Randomized Highway Variant

If it is desired to improve the greedy decentralized routing time of the randomized highway model for smaller values of k to be inline with the Kleinberg highway model, it is possible to reintroduce local connections within the highway nodes, despite the fact that nodes are picked arbitrarily. One straightforward way to do so is to add a local connection between each highway node to an arbitrary highway node in each of the 8 adjacent balls of radius $3\sqrt{k \log n}$ (see Figure 6). From Lemma 9.1 we know that at least one highway node will exist in each of those balls w.h.p. At least one of these adjacent highway nodes will be at least $3\sqrt{k \log n}$ closer to the destination. With this variant, the routing time for smaller values of k is improved to $\log^2(n)/k$, while only increasing the average degree by a constant, inline with the randomized highway model. However, this model

is not as clean as the original, and still maintains the same optimal parameter k of $\Theta(\log n)$ with the same result of $\Theta(\log n)$ hops, so we will not consider it further.

7.6 Windowed NPA Proofs

In this section, we prove that the windowed NPA model maintains a constant average degree while having a greedy, decentralized routing algorithm taking at most $\mathcal{O}(\log^{1+\epsilon} n)$ hops w.h.p. Specifically, we will define the routing algorithm as follows: define the subgraph made of nodes with popularity $\log n \leq k \leq A \log n$ as the highway, ignoring any long-range connections that do not connect two “highway” nodes. We expect to have $\mathcal{O}(1/\log^{1+\epsilon} n)$ highway nodes. Using the results from the previous section, we are able to route in $\mathcal{O}(\log^{1+\epsilon} n)$ hops w.h.p.

First, we prove the expected constant average degree:

Lemma 10. *The average node degree in the windowed NPA model is Q .*

Proof.

$$\int_{k=1}^{\infty} \epsilon Q k / k^{2+\epsilon} dk = \epsilon Q \int_{k=1}^{\infty} 1/k^{1+\epsilon} dk = \epsilon Q \times 1/\epsilon = Q$$

Where the normalization constant to pick k is:

$$\int_{k=1}^{\infty} 1/k^{2+\epsilon} dk = \frac{1}{1+\epsilon}$$

Next, we show that there are an expected $\mathcal{O}(1/\log^{1+\epsilon} n)$ highway.

Lemma 11. *There are $\Theta(\log^{1+\epsilon} n)$ highway nodes w.h.p.*

Proof. Now, let’s find the probability that a node has popularity between $\log n$ and $A \log n$:

$$\begin{aligned} \Pr(\log n \leq k \leq A \log n) &= \int_{k=\log n}^{A \log n} \Pr(k) dk \\ &= \int_{k=\log n}^{A \log n} 1/k^{2+\epsilon} dk \\ &= \frac{(A^{1+\epsilon} - 1) \ln^{1+\epsilon}(2)}{(1+\epsilon)A^{1+\epsilon}} \frac{1}{\log^{1+\epsilon} n} \end{aligned}$$

Since A and ϵ are predetermined constants, the probability that a node has a popularity in this range is $\propto \log^{-(1+\epsilon)}(n)$.

Importantly, each node within this range of popularities considers all other points within this range of popularities as long-distance node candidates with equal likelihoods, a requirement important for the analysis of the randomized highway model. Next we must prove:

Lemma 12. *Each highway node expects to connect a constant fraction of its connections to other highway nodes, where the constant is at least $[1 + A^{1+\epsilon}]^{-1}$.*

Proof. The case where there is the least probability of overlap is when $k = \log n$. Let's consider v , an arbitrary long-range connection of node u , where $k_u = \log n$. The probability that v is part of the highway is:

$$\Pr(v \in \text{highway}) = \frac{\int_{k=\log n}^{A \log n} k^{-2-\epsilon} dk}{\int_{k=\log n/A}^{A \log n} k^{-2-\epsilon} dk} = [1 + A^{1+\epsilon}]^{-1}$$

This is enough to set up an instance of the randomized highway model. An (N, P, Q, ϵ, A) instance of the windowed NPA model corresponds with an $(N' = N, P' = P, Q' = \epsilon Q [1 + A^{1+\epsilon}]^{-1}, k' = \log^{1+\epsilon} n)$ instance with a few minor modifications. The highway graph, instead of consisting of nodes with degrees k , consists of nodes with degrees $\log n \leq k \leq A \log n$.

A little nuance applies since while $k = \log^{1+\epsilon} n$, each of the nodes has fewer connections, only $\mathcal{O}(\log n)$. However, the constant probability of halving the distance analysis still holds, and this algorithm achieves $\mathcal{O}(\log^{1+\epsilon} n)$ expected total greedy-routing steps. This concludes the proof for Theorem 3.

7.7 Miscellaneous Proofs

Lemma 13. *Let $S_d(w)$ denote the set of vertices at lattice distance d away from any vertex w . Let u be any vertex, and let v be any vertex such that $v \in S_d(u)$, and let $B = B_d(u)$. Then $|S_j(v) \cap B|$ is $\Theta(j)$ for all $1 \leq j \leq 2d$.*

Proof. Consider the ratio $R_{j,v} = \frac{|S_j(v) \cap B|}{|S_j(v)|}$ at each $1 \leq j \leq 2d$. It is clear that no matter where v is located in $S_j(u)$, $R_{j,v}$ always grows smaller as j increases. The value of j that minimizes $R_{j,v}$ for a particular $v \in S_d(u)$ is then $2d$, and we can achieve $\min_v(R_{v,2d})$ when v is a non-corner vertex in $S_d(u)$, in which case $R_{v,2d} = \frac{d}{8d} = 1/8$. Therefore at every $1 \leq j \leq 2d$, we have that $\frac{1}{8} \leq \frac{|S_j(v) \cap B|}{4j}$, and therefore $|S_j(v) \cap B| \geq j/2$. Since we already have that $|S_j(v) \cap B| \leq |S_j(v)| \leq 4j$, the lemma follows.