

Repeated Padding for Sequential Recommendation

Yizhou Dang
Software College, Northeastern
University
Shenyang, China
yizhoudang@stumail.neu.edu.cn

Yuting Liu
Software College, Northeastern
University
Shenyang, China
yutingliu@stumail.neu.edu.cn

Enneng Yang
Software College, Northeastern
University
Shenyang, China
ennengyang@stumail.neu.edu.cn

Guibing Guo
Software College, Northeastern
University
Shenyang, China
guogb@swc.neu.edu.cn

Linying Jiang
Software College, Northeastern
University
Shenyang, China
jiangly@swc.neu.edu.cn

Xingwei Wang*
School of Computer Science and
Engineering, Northeastern University
Shenyang, China
wangxw@mail.neu.edu.cn

Jianzhe Zhao*
Software College, Northeastern
University
Shenyang, China
zhaojz@swc.neu.edu.cn

ABSTRACT

Sequential recommendation aims to provide users with personalized suggestions based on their historical interactions. When training sequential models, padding is a widely adopted technique for two main reasons: 1) The vast majority of models can only handle fixed-length sequences; 2) Batch-based training needs to ensure that the sequences in each batch have the same length. The special value 0 is usually used as the padding content, which does not contain the actual information and is ignored in the model calculations. This common-sense padding strategy leads us to a problem that has never been explored in the recommendation field: *Can we utilize this idle input space by padding other content to improve model performance and training efficiency further?*

In this paper, we propose a simple yet effective padding method called **Repeated Padding (RepPad)**. Specifically, we use the original interaction sequences as the padding content and fill it to the padding positions during model training. This operation can be performed a finite number of times or repeated until the input sequences' length reaches the maximum limit. Our RepPad can be considered as a sequence-level data augmentation strategy. Unlike most existing works, our method contains no trainable parameters or hyperparameters and is a plug-and-play data augmentation operation. Extensive experiments on various categories of sequential models and five real-world datasets demonstrate the effectiveness

and efficiency of our approach. The average recommendation performance improvement is up to 60.3% on GRU4Rec and 24.3% on SASRec. We also provide in-depth analysis and explanation of what makes RepPad effective from multiple perspectives. Our datasets and codes are available at <https://github.com/KingGugu/RepPad>.

CCS CONCEPTS

• **Information systems** → **Recommender systems**.

KEYWORDS

Data Augmentation; Sequential Recommendation; Padding

ACM Reference Format:

Yizhou Dang, Yuting Liu, Enneng Yang, Guibing Guo, Linying Jiang, Xingwei Wang, and Jianzhe Zhao. 2024. Repeated Padding for Sequential Recommendation. In *Proceedings of 18th ACM Conference on Recommender Systems, October 14–18, 2024, Bari, Italy (RecSys '24)*. ACM, New York, NY, USA, 11 pages. <https://doi.org/XXXXXXX.XXXXXXX>

1 INTRODUCTION

Sequential recommendation (SR) focuses on characterizing users' dynamic preferences in their historical sequences to predict the next user-item interaction(s). In the last few years, various sequential models have been proposed to model the transition pattern from the previous item to the next in user sequences. Pioneering works employed Markov Chains [28, 30] and session-based KNN [7, 10] to model sequential data. Later, CNN-based [34, 43] and RNN-based [8, 19, 26] models were proposed to capture the dependencies among items within a sequence or across different sequences. More recently, the powerful capability of Transformers [3, 36] in encoding sequences has been adopted for applications in SR. Transformer-based SR models [1, 2, 13, 17, 31] encode sequences by learning item importance and behavior relevance via self-attention mechanisms.

Although numerous models with different architectures have been proposed, padding has never been explored as a necessary

*Corresponding authors.

Permission to make digital or hard copies of all or part of this work for personal or classroom use is granted without fee provided that copies are not made or distributed for profit or commercial advantage and that copies bear this notice and the full citation on the first page. Copyrights for components of this work owned by others than the author(s) must be honored. Abstracting with credit is permitted. To copy otherwise, or republish, to post on servers or to redistribute to lists, requires prior specific permission and/or a fee. Request permissions from permissions@acm.org.

RecSys '24, October 14–18, 2024, Bari, Italy

© 2024 Copyright held by the owner/author(s). Publication rights licensed to ACM.
ACM ISBN 978-1-4503-XXXX-X/18/06
<https://doi.org/XXXXXXX.XXXXXXX>

technique for training sequential models. The vast majority of sequence models can only support inputting fixed-length sequences to define the model architecture and process model calculations. In addition, during training, the Batch Processing techniques require all sequences in each batch to be the same length. Therefore, the maximum sequence length is usually used as a specified hyperparameter before the model training. During training, interceptions are performed for long sequences, and padding is performed for short sequences. Due to user habits and the long-tail effect, only a few users have long interaction sequences, while most users have very short ones [11]. When padding a sequence, the special value 0 is usually treated as content. It does not contain meaningful information and is not involved in model calculations. This universally observed convention and custom leads us to the question: *Can we utilize this idle input space by padding other content to improve model performance and training efficiency further?*

Motivated by the question above, we propose a simple yet effective padding strategy called **Repeated Padding (RepPad)** (short) in this paper. Unlike the traditional padding strategy, we iteratively pad the original whole interaction sequence. This operation can be performed a limited number of times or repeated until the sequence length reaches a preset maximum limit. To avoid the situation where the head of the sequence is used to predict the tail, we add a delimiter between each padding. We aim to utilize these input spaces that are not involved in model training but occupying positions to improve model performance and training efficiency.

From another perspective, RepPad is a sequence-level data augmentation method. The training of recommendation models relies heavily on large-scale labeled data. Data sparsity has been one of the major problems faced by recommender systems [12]. Earlier works use random data augmentation methods to increase the size of the training dataset directly, such as Dropout [32] and Slide Windows [34]. Besides, some researchers utilize counterfactual thinking [38], bidirectional Transformer [11, 22], or diffusion model [20] to augment sequence data. Inspired by recent developments of Contrastive Learning (CL) [12, 42, 44, 45], many effective data augmentation operators have been proposed [2, 21, 24, 35, 40]. These models typically leverage shared encoders to encode original and augmented sequences. The representations of the original sequences are used for the main recommendation task, and the representations of the augmented sequence are used as the input for contrastive learning [21]. These methods also use the special value 0 as the padding content when dealing with sequences whose length is less than a specified value. However, adding additional sequence data to the original dataset makes the training process more time-consuming. Our RepPad utilizes the idle padding space to perform repeated padding before the sequences are fed into the model. There is no additional increase in the number of sequences that need to be involved in training.

In the discussion section, we analyze the advantages of RepPad over existing methods and present possible drawbacks. Different from elaborate data augmentation operators or the methods that require training, our method requires no training process and introduces no additional hyper-parameters or trainable parameters. It is independent of the backbone network and is a data augmentation plugin. We implement RepPad on various representative models based on different architectures. Extensive experimental results

demonstrate the effectiveness and efficiency of our method. It also achieves satisfactory improvements over existing data augmentation methods. Furthermore, we explore the performance of different variants of RepPad. To explore what makes RepPad effective, we provide in-depth analyses from the perspectives of loss convergence and gradient stability.

In summary, our work makes the following contributions:

- We propose a simple yet effective padding paradigm called Repeated Padding. It does not contain any parameters and is a plug-and-play data augmentation method.
- Comprehensive experiments on multiple datasets, various types of sequential models, and augmentation methods demonstrate the effectiveness and efficiency of RepPad.
- We provide analysis and insights of why RepPad is effective from the perspectives of loss convergence and gradient stability. To our knowledge, this is the first work to explore the padding strategy in the recommendation field.

2 METHODOLOGY

In this section, we formally present the problem of sequential recommendation. After that, we introduce the current widely used padding strategy and briefly describe the sequence data augmentation. More data augmentation methods will be introduced in section 4, Related Work. Finally, we present our proposed RepPad.

2.1 Problem Formulation

Suppose we have user and item sets denoted by symbols \mathcal{U} and \mathcal{V} , respectively. Each user $u \in \mathcal{U}$ is associated with a sequence of interacted items in chronological order $s_u = [v_1, \dots, v_j, \dots, v_{|s_u|}]$, where $v_j \in \mathcal{V}$ indicate the item that user u has interacted with at time step j and $|s_u|$ is the sequence length. The sequential recommendation task can be formulated as follows. Given the sequences of interacted items s_u , our task is to accurately predict the most possible item v^* that user u will interact with at time step $|s_u| + 1$, formulated as follows:

$$\arg \max_{v^* \in \mathcal{V}} P(v_{|s_u|+1} = v^* | s_u). \quad (1)$$

This equation can be interpreted as calculating the probability of all candidate items and selecting the highest one for recommendation.

2.2 Padding in Sequential Recommendation

Padding is a common technique when training sequential models. The Batch Processing requires that the sequences in each batch have the same length. In addition, common CNN- or Transformer-based models can only handle fixed-length sequences and require model initialization and operations based on fixed sequence lengths. So, before training a recommendation model, we usually specify a maximum sequence length N . For sequences with an original length of more than N , the most recent N items are usually chosen because they represent the user's recent preferences. As shown in Figure1 (a) and (b), original sequences of length less than N are padded with the special value 0 to reach the length N . The special value 0 contains no actual information and does not participate in

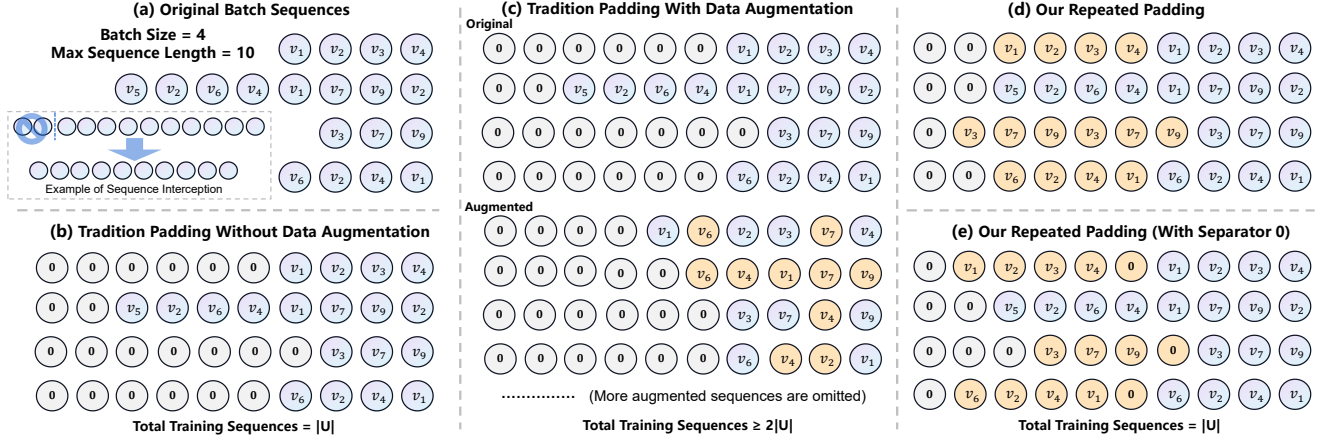


Figure 1: An illustration of (a) the original batch sequences, (b) the traditional padding, (c) traditional padding with data augmentation, and (d-e) our proposed RepPad. We set the batch size = 4 and the maximum sequence length = 10 for demonstration. The $|\mathcal{U}|$ is the number of users in the dataset.

model calculations. The above process can be formulated as follows:

$$s_u^f = \text{SeqPrepare}(s_u) = \begin{cases} \text{ZeroPad}(s_u), & |s_u| < N \\ s_u, & |s_u| = N \\ \text{Intercept}(s_u), & |s_u| > N \end{cases} \quad (2)$$

where $\text{ZeroPad}(\cdot)$ indicates padding the 0 to the left side of the sequence until its length is N , and $\text{Intercept}(\cdot)$ indicates intercepting the nearest N interactions. The s_u^f is the final input to the model where $|s_u^f| = N$. Typically, the total number of sequences involved in model training is $|\mathcal{U}|$, i.e., one sequence for each user.

2.3 Sequence Data Augmentation

To alleviate the data sparsity problem, data augmentation is often used to augment the original data to increase the number of sequence involved in model training. Given an original sequence s_u , a data augmentation operation makes minor but appropriate changes to s_u to generate a new sequence s_u^d . Both s_u and s_u^d are used for model training or self-supervised learning. For example, as shown in Figure 1 (c), for an original sequence $s_u = [v_5, v_2, v_6, v_4, v_1, v_7, v_9, v_2]$, we intercept a portion of the consecutive sequence to generate a new sequence data $s_u^d = [v_6, v_4, v_1, v_7, v_9]$. For original sequence $s_u = [v_3, v_7, v_9]$, we insert an item v_4 between v_7 and v_9 to generate sequence data $s_u^d = [v_3, v_7, v_4, v_9]$. In each epoch, each sequence will be augmented at least once, so the total number of sequences involved in model training will be at least $2|\mathcal{U}|$. The original and augmented sequences also need to apply function Eq. (2) before being fed into the model.

2.4 Ours: Repeated Padding

As illustrated in Figure 1 (b) and (c), a large amount of free space is filled with 0 regardless of whether data augmentation is performed. Also, due to the long-tail effect, the interaction sequences of the vast majority of users are usually short. Therefore, our idea is to utilize these free spaces further to improve the efficiency of model training and recommendation performance.

Table 1: The value of m and its interpretation.

The Value of m	Interpretation
0	No repeated padding and use original sequence.
1, 2, 3, ...	Repeated padding a fixed number of times.
max	Padding until the remaining space is insufficient. $m = (N - s_u) / s_u $
random(0, max)	Randomly select between 0 and maximum value.
random(1, max)	Randomly select between 1 and maximum value.

In order to achieve this objective, we propose a simple but effective padding strategy called Repeated Padding (RepPad). Specifically, we utilize the original sequence as padding content instead of the special value 0. As shown in Figure 1 (d), give the original sequence $s_u = [v_1, v_2, v_3, v_4]$, and we pad the original sequence once on the left and get the padded sequence $s_u^p = [v_1, v_2, v_3, v_4, v_1, v_2, v_3, v_4]$. This operation can be formulated as:

$$s_u^p = \text{RepPad}(m, s_u) = \underbrace{[s_u \mid s_u \mid \dots \mid s_u]}_{(m+1) s_u}, \quad (3)$$

where m is padding times and $|$ indicates sequence concatenation. This operation can be performed only once or repeated several times until there is not enough space left to hold the original sequence. In other words, m can be pre-specified or calculated based on the original sequence length s_u and the maximum sequence length N . For example, when the maximum sequence length is 10, the remaining length of 2 is insufficient to accommodate the original sequence of length 4, so it still needs to apply function Eq. (2). The final input sequence $s_u^f = [0, 0, v_1, v_2, v_3, v_4, v_1, v_2, v_3, v_4]$. In addition, given the original sequence $s_u = [v_3, v_7, v_9]$, the padding operation can be performed up to 3 times, and the final sequence $s_u^f = [0, 0, v_3, v_7, v_9, v_3, v_7, v_9, v_3, v_7, v_9]$.

However, there is a problem with the above padding strategy: there may be cases where the end of the original sequence is used to predict the head. Using $[0, 0, v_1, v_2, v_3, v_4, v_1, v_2, v_3, v_4]$ as training data, there will be cases where v_1, v_2, v_3, v_4 is used to predict v_1 . To solve this problem, we add the special value 0 between each repeated padding to prevent this from happening. This operation

Table 2: Comparison of data augmentation between our RepPad and several representative methods.

Methods	Augmentation Type	No Hyper-Parameters	No Training	Model Agnostic	Total Training Sequences
Only Augmentation [32, 34]	Random or Elaborate Operators	✗	✓	✓	$\geq 2 \mathcal{U} $
Augmentation with CL [2, 21, 24, 35, 40]	Operators or Synthesis Modules	✗	✗	✓	$\geq 3 \mathcal{U} $
CASR [38]	Counterfactual Thinking	✗	✗	✓	$\geq 2 \mathcal{U} $
ASReP [22], BiCAT [11]	Bidirectional Transformers	✗	✗	✗	$> \mathcal{U} $
L2Aug [37]	Synthesis Modules	✗	✗	✓	$> \mathcal{U} $
DiffuASR [20]	Diffusion Models	✗	✗	✓	$\geq 4 \mathcal{U} $
RepPad (Ours)	Repeated Padding	✓	✓	✓	$= \mathcal{U} $

can be formulated as:

$$s_u^p = \text{RepPad}(m, s_u) = \underbrace{[s_u \mid 0 \mid s_u \mid \dots \mid 0 \mid s_u]}_{(m+1) s_u}. \quad (4)$$

As shown in Figure 1 (e), given original sequence $s_u = [v_1, v_2, v_3, v_4]$, the final sequence after Eq. (4) and (2) is $[0, v_1, v_2, v_3, v_4, 0, v_1, v_2, v_3, v_4]$. We give the possible values of m and their interpretation in Table 1.

Our method has no trainable parameters or hyper-parameters that need to be manually tuned. It is a model-agnostic plug-and-play data augmentation approach. In the Experiments section, we will explore and analyze several variants of RepPad, including different times of padding and whether to add the delimiter 0 . The best-performing variant is The best-performing variant is randomly selected in the range from one to the maximum number of times. Our method is very easy to implement, and we present its Python procedure in Algorithm 1. So far, we have introduced the basic idea of our RepPad. It is worth emphasizing that the repeated padding sequences still need to apply function Eq. (2) operation before they can be fed into the model:

$$s_u^f = \text{SeqPrepare}(s_u^p). \quad (5)$$

2.5 Discussions

2.5.1 Comparison with Existing Methods. The advantages of our approach are as follows: (i) **No increase in number of sequences:** From Figure 1, we can observe that our approach performs data augmentation without increasing the amount of data for training. While previous approaches can be considered as extending the length of the dataset vertically, our approach utilizes the free space horizontally. For traditional data augmentation methods, the amount of data involved in training will be at least $2|\mathcal{U}|$. For sequential recommendation models that leverage both data augmentation and contrastive learning, each sequence is augmented at least twice, and with the addition of the original sequence, the number of model sequences involved in training is at least $3|\mathcal{U}|$. (ii) **No Hyper-parameters:** These existing augmentation methods or augmentation operators (Slide Window, Dropout, Crop, Insert, Mask, Substitute, Reorder, and so on.) typically contain at least one hyper-parameter for each that must be manually tuned based on the dataset. However, our approach does not involve any hyperparameters that need to be tuned carefully. (iii) **No Training Cost and Model Agnostic:** Some researchers propose to use bidirectional Transformers [11, 22] or diffusion models [20] for data augmentation. These methods require training of data augmentation modules in addition to training of backbone recommendation networks and have limitations on the type of backbone network. In contrast, our method does not contain any parameters, does not require a training process, and can be adapted to most sequential

models. We present a summary comparison between RepPad and existing methods in Table 2. It should be emphasized that our focus is on sequence-level data augmentation, which is also the most mainstream practice in data augmentation in the field of sequential recommendation. Augmentation at the embedding [25] and model [6] levels are not involved in our discussion.

2.5.2 Possible Limitations. Our approach intends to maximize the use of idle input space. Intuitively, RepPad is more effective on short-sequence datasets and may be ineffective on long-sequence datasets. This is because for long-sequence datasets, most users have sequence lengths that close to or exceed the given maximum sequence length, and thus, there will be no space left for padding. We will verify our conjecture in the experimental section.

3 EXPERIMENTS

3.1 Experiment Setup

3.2 Datasets

The experiments are conducted on six datasets:

- **Toys, Beauty, Sports, and Home:** Four datasets obtained from Amazon [23] and correspond to the "Toys and Games", "Beauty", "Sports and Outdoors", and "Home" categories, respectively.

Algorithm 1 RepPad Pseudocode ($m = \text{random}(1, \text{max})$)

```

# orig_seq: An Original User Sequence s_u.
# max_len: Maximum Sequence Length N.
# The leave-one-out strategy is adopted. The last item (
#   orig_seq[:-1]) in each sequence is the test set, and the
#   penultimate item (orig_seq[:-2]) is the validation set.

def reppad(orig_seq, max_len):
    final_input = orig_seq[:-3] # training items
    final_target = orig_seq[1:-2] # target items

    if int(max_len / len(orig_seq[:-3])) <= 1:
        # Insufficient space, no padding operation.
        return final_input, final_target

    else:
        # Calculate the maximum padding count.
        max_pad_num = int(max_len / (len(orig_seq[:-3]) + 1))

        # Randomly select a padding count m.
        pad_num = random.randint(1, max_pad_num)

        # Perform the Repeated Padding operation to get s_u^p.
        for i in range(pad_num):
            final_input = orig_seq[:-3] + [0] + final_input
            final_target = orig_seq[1:-2] + [0] + final_target
        return final_input, final_target

# Then apply function Eq.(2) before being fed into the model.

```

Table 3: The statistics of six datasets. The Inter donates the number of interactions and AvgLen donates average length.

Dataset	Toys	Beauty	Sports	Yelp	Home	ML-1M
# Users	19,412	22,363	35,958	30,431	66,519	6,040
# Items	11,924	12,101	18,357	20,033	28,237	3,706
# Inter	167,597	198,502	296,337	316,354	551,682	1,000,209
# AvgLen	8.6	8.9	8.3	10.4	8.3	165.6
Sparsity	99.93%	99.92%	99.95%	99.95%	99.97%	95.53%

- **Yelp¹**: It is the second version of the Yelp dataset released in 2020. We utilize the records after January 1st, 2019.
- **MovieLens-1M² (ML-1M for short)**: This dataset comprises rating behaviors gathered from a movie review website.

The Amazon and Yelp datasets contain mainly short user sequences. The MovieLens-1M contains mainly long user sequences. Following [1, 21, 35], we reduce the data by extracting the 5-core. The maximum sequence length N is set to 200 for the MovieLens-1M dataset and 50 for other datasets. The detailed statistics are summarized in Table 3.

3.3 Baselines

In order to conduct a comprehensive evaluation of the effectiveness and superiority of RepPad, the baselines consist of three main categories:

First. The first category is eight representative sequential recommendation models, which are used to evaluate whether RepPad is effective in improving the model’s performance.

- RNN-based models: **GRU4Rec** [9] leverages gated recurrent units to capture behavioral patterns. **NARM** [16] incorporates attention into RNN to model the user’s sequential pattern.
- CNN-based models: **Caser** [34] embeds a sequence of recent items in the time and latent spaces, then learns sequential patterns using convolutional filters. **NextItNet** [43] combines masked filters with 1D dilated convolutions to model the dependencies.
- MLP-based models: **FMLP-Rec** [46] is an all-MLP model with learnable filters for sequential recommendation tasks.
- Transformer-based models: **SASRec** [13] leverages the multi-head attention mechanism to perform sequential recommendation. **LightSANS** [4] proposes the low-rank decomposed self-attention networks to overcome quadratic complexity and vulnerability to over-parameterization. **STOSA** [5] embeds each item as a stochastic Gaussian distribution and devises a Wasserstein Self-Attention module to characterize item-item relationships.

Second. The second category is the widely used stochastic data augmentation methods, which do not require training but include several hyper-parameters that need to be manually tuned.

- **Random (Ran)** [20]: This method augments each sequence by randomly selecting items from the whole item set \mathcal{V} .
- **Slide Window (SW)** [33]: It adopts slide windows to intercept multiple new subsequences from the original sequence.
- **Random-seq (Ran-S)** [20]: It selects items from the original sequence randomly as the augmentation items.

- **CMR** [40]: This work proposes three sequence data augmentation operators with contrastive learning. In this category, we only use the three operators including Crop, Mask, and Reorder.
- **CMRSI** [21]: Based on CMR, this work proposes two additional operators with contrastive learning. We adopt five operators including Crop, Mask, Reorder, Substitute, and Insert.

Third. The third category is representative of training-required data augmentation models, which usually include trainable parameters and hyper-parameters that need to be manually tuned.

- **ASReP** [22]: This method employs a reversely pre-trained transformer to generate pseudo-prior items for short sequences. Then, fine-tune the pre-trained transformer to predict the next item.
- **DiffuASR** [20]: It adopts the diffusion model for sequence generation. Besides, two guide strategies are designed to control the model to generate the items corresponding to the raw data.
- **CLASRec** [40]: This method leverages random data augmentation and utilizes contrastive learning to extract self-supervised signals from the original data.

We do not include method L2Aug [37] and CASR [38] since they do not provide open-source codes for reliable reproduction.

3.4 Evaluation Metrics

Following [1, 21, 35], we adopt the leave-one-out strategy, wherein the last item of each user sequence serves as the test data, the items preceding it as validation data, and the remaining data as training data. We rank the prediction over the whole item set rather than negative sampling, otherwise leading to biased discoveries [15]. The evaluation metrics include Hit Ratio@K (denoted by HR@K), and Normalized Discounted Cumulative Gain@K (NDCG@K). We report results with $K \in \{5, 10, 20\}$. Generally, *greater* values imply *better* ranking accuracy.

3.5 Implementation Details

For all baselines, we adopt the implementation provided by the authors. We set the embedding size to 64 and the batch size to 256. To ensure fair comparisons, we carefully set and tune all other hyper-parameters of each method as reported and suggested in the original papers. We use the Adam [14] optimizer with the learning rate 0.001, $\beta_1 = 0.9$, $\beta_2 = 0.999$. For all methods, we adopt early stopping on the validation set if the performance does not improve for 20 epochs and report results on the test set.

3.6 Overall Improvements

The experimental results of original sequential recommendation models and adding our RepPad are presented in Table 4 and Table 5. These tables show that our method can significantly improve the performance of recommendation models on short-sequence datasets, but our method may become ineffective for long-sequence datasets. These results validate our conjecture in Section 2.5.2.

(1) As a whole, the RNN- and CNN-based models perform comparably. NARM is usually the best performer, which verifies the effectiveness of combining attention mechanisms and RNN architectures. The Transformer-based models perform better overall, especially SASRec and STOSA. This shows the ability of the Transformer architecture to model user sequence patterns. FMLP-Rec

¹<https://www.yelp.com/dataset>

²<https://grouplens.org/datasets/movielens/>

Table 4: Performance improvement on the five short-sequence datasets. The ‘w/ RP’ represents adding our method. All improvements are statistically significant, as determined by a paired t-test with $p \leq 0.05$.

Dataset	Metric	GRU4Rec [9]	w/ RP	Improve	NARM [16]	w/ RP	Improve	Caser [34]	w/ RP	Improve	NextItNet [43]	w/ RP	Improve
Toys	Hit@5	0.0134	0.0276	105.97%	0.0275	0.0286	4.00%	0.0132	0.0152	15.15%	0.0229	0.0273	19.21%
	Hit@10	0.0256	0.0434	69.53%	0.0401	0.0415	3.49%	0.0231	0.0246	6.49%	0.0391	0.0452	15.60%
	Hit@20	0.0432	0.0652	50.93%	0.0598	0.0589	-1.51%	0.0364	0.0380	4.40%	0.0539	0.0613	13.73%
	NDCG@5	0.0083	0.0179	115.66%	0.0179	0.0188	5.03%	0.0079	0.0096	21.52%	0.0128	0.0153	19.53%
	NDCG@10	0.0121	0.0229	89.26%	0.0220	0.0233	5.91%	0.0111	0.0126	13.51%	0.0172	0.0201	16.86%
	NDCG@20	0.0166	0.0284	71.08%	0.0269	0.0276	2.60%	0.0149	0.0160	7.38%	0.0217	0.0251	15.67%
Beauty	Hit@5	0.0182	0.0286	57.14%	0.0213	0.0244	14.55%	0.0149	0.0199	33.56%	0.0223	0.0263	17.94%
	Hit@10	0.0327	0.0468	43.12%	0.0367	0.0400	8.99%	0.0261	0.0330	26.44%	0.0393	0.0442	12.47%
	Hit@20	0.0551	0.0732	32.85%	0.0617	0.0659	6.81%	0.0457	0.0511	11.82%	0.0633	0.0725	14.53%
	NDCG@5	0.0116	0.0175	50.86%	0.0131	0.0152	16.03%	0.0090	0.0127	41.11%	0.0135	0.0151	11.85%
	NDCG@10	0.0162	0.0234	44.44%	0.0180	0.0202	12.22%	0.0126	0.0169	34.13%	0.0191	0.0221	15.71%
	NDCG@20	0.0219	0.0300	36.99%	0.0243	0.0258	6.17%	0.0175	0.0214	22.29%	0.0251	0.0280	11.55%
Sports	Hit@5	0.0078	0.0114	46.15%	0.0126	0.0140	11.11%	0.0081	0.0092	13.58%	0.0104	0.0112	7.69%
	Hit@10	0.0143	0.0204	42.66%	0.0218	0.0238	9.17%	0.0146	0.0160	9.59%	0.0195	0.0215	10.26%
	Hit@20	0.0249	0.0338	35.74%	0.0361	0.0385	6.65%	0.0257	0.0265	3.11%	0.0338	0.0368	8.88%
	NDCG@5	0.0044	0.0073	65.91%	0.0076	0.0088	15.79%	0.0048	0.0056	16.67%	0.0064	0.0074	15.63%
	NDCG@10	0.0065	0.0100	53.85%	0.0106	0.0120	13.21%	0.0069	0.0078	13.04%	0.0093	0.0103	10.75%
	NDCG@20	0.0091	0.0134	47.25%	0.0142	0.0157	10.56%	0.0096	0.0105	9.38%	0.0129	0.0139	7.75%
Yelp	Hit@5	0.0092	0.0119	29.35%	0.0140	0.0159	13.57%	0.0131	0.0144	9.92%	0.0109	0.0121	11.01%
	Hit@10	0.0172	0.0223	29.65%	0.0255	0.0277	8.63%	0.0238	0.0252	5.88%	0.0218	0.0240	10.09%
	Hit@20	0.0314	0.0407	29.62%	0.0443	0.0482	8.80%	0.0414	0.0435	5.07%	0.0400	0.0433	8.25%
	NDCG@5	0.0057	0.0072	26.32%	0.0084	0.0098	16.67%	0.0084	0.0089	5.95%	0.0075	0.0081	8.00%
	NDCG@10	0.0083	0.0105	26.51%	0.0120	0.0136	13.33%	0.0118	0.0127	7.63%	0.0106	0.0117	10.38%
	NDCG@20	0.0118	0.0151	27.97%	0.0167	0.0188	12.57%	0.0162	0.0173	6.79%	0.0149	0.0162	8.72%
Home	Hit@5	0.0030	0.0063	110.00%	0.0059	0.0073	23.73%	0.0035	0.0044	25.71%	0.0039	0.0043	10.26%
	Hit@10	0.0057	0.0108	89.47%	0.0109	0.0125	14.68%	0.0066	0.0075	13.64%	0.0074	0.0085	14.86%
	Hit@20	0.0106	0.0182	71.70%	0.0185	0.0205	10.81%	0.0125	0.0136	8.80%	0.0137	0.0151	10.22%
	NDCG@5	0.0018	0.0040	122.22%	0.0037	0.0048	29.73%	0.0022	0.0026	18.18%	0.0025	0.0029	16.00%
	NDCG@10	0.0027	0.0054	100.00%	0.0053	0.0065	22.64%	0.0031	0.0039	25.81%	0.0037	0.0042	13.51%
	NDCG@20	0.0039	0.0073	87.18%	0.0072	0.0085	18.06%	0.0046	0.0050	8.70%	0.0051	0.0059	15.69%

Dataset	Metric	SASRec [13]	w/ RP	Improve	LightSANs [4]	w/ RP	Improve	FMLP-Rec [46]	w/ RP	Improve	STOSA [5]	w/ RP	Improve
Toys	Hit@5	0.0472	0.0587	24.36%	0.0376	0.0388	3.19%	0.0418	0.0463	10.77%	0.0486	0.0611	25.72%
	Hit@10	0.0716	0.0843	17.74%	0.0505	0.0564	11.68%	0.0570	0.0632	10.88%	0.0699	0.0865	23.75%
	Hit@20	0.0965	0.1142	18.34%	0.0656	0.0770	17.38%	0.0759	0.0852	12.25%	0.0976	0.1196	22.54%
	NDCG@5	0.0317	0.0393	23.97%	0.0265	0.0260	-1.89%	0.0289	0.0314	8.65%	0.0330	0.0416	26.06%
	NDCG@10	0.0396	0.0476	20.20%	0.0307	0.0316	2.93%	0.0338	0.0368	8.88%	0.0398	0.0498	25.13%
	NDCG@20	0.0471	0.0551	16.99%	0.0345	0.0368	6.67%	0.0386	0.0423	9.59%	0.0467	0.0581	24.41%
Beauty	Hit@5	0.0409	0.0477	16.63%	0.0312	0.0328	5.13%	0.0387	0.0439	13.44%	0.0387	0.0468	20.93%
	Hit@10	0.0637	0.0726	13.97%	0.0469	0.0485	3.41%	0.0566	0.0648	14.49%	0.0613	0.0708	15.50%
	Hit@20	0.0942	0.1034	9.77%	0.0709	0.0741	4.51%	0.0814	0.0905	11.18%	0.0909	0.1047	15.18%
	NDCG@5	0.0257	0.0310	20.62%	0.0201	0.0217	7.96%	0.0260	0.0286	10.00%	0.0248	0.0313	26.21%
	NDCG@10	0.0331	0.0390	17.82%	0.0255	0.0267	4.71%	0.0317	0.0353	11.36%	0.0320	0.0390	21.88%
	NDCG@20	0.0408	0.0468	14.71%	0.0319	0.0323	1.25%	0.0380	0.0418	10.00%	0.0394	0.0476	20.81%
Sports	Hit@5	0.0187	0.0237	26.74%	0.0130	0.0150	15.38%	0.0149	0.0201	34.90%	0.0218	0.0271	24.31%
	Hit@10	0.0299	0.0369	23.41%	0.0208	0.0231	11.06%	0.0238	0.0294	23.53%	0.0325	0.0429	32.00%
	Hit@20	0.0447	0.0553	23.71%	0.0327	0.0352	7.65%	0.0345	0.0439	27.25%	0.0482	0.0640	32.78%
	NDCG@5	0.0124	0.0154	24.19%	0.0087	0.0097	11.49%	0.0097	0.0132	36.08%	0.0146	0.0174	19.18%
	NDCG@10	0.0160	0.0196	22.50%	0.0112	0.0122	8.93%	0.0126	0.0162	28.57%	0.0181	0.0225	24.31%
	NDCG@20	0.0197	0.0242	22.84%	0.0142	0.0153	7.75%	0.0153	0.0199	30.07%	0.0220	0.0277	25.91%
Yelp	Hit@5	0.0168	0.0210	25.00%	0.0120	0.0159	32.50%	0.0121	0.0154	27.27%	0.0164	0.0216	31.71%
	Hit@10	0.0282	0.0359	27.30%	0.0207	0.0267	28.99%	0.0209	0.0258	23.44%	0.0283	0.0367	29.68%
	Hit@20	0.0443	0.0587	32.51%	0.0346	0.0429	23.99%	0.0356	0.0425	19.38%	0.0471	0.0593	25.90%
	NDCG@5	0.0106	0.0129	21.70%	0.0073	0.0099	35.62%	0.0070	0.0099	41.43%	0.0103	0.0134	30.10%
	NDCG@10	0.0142	0.0177	24.65%	0.0101	0.0134	32.67%	0.0098	0.0133	35.71%	0.0141	0.0183	29.79%
	NDCG@20	0.0183	0.0234	27.87%	0.0136	0.0175	28.68%	0.0135	0.0175	29.63%	0.0189	0.0240	26.98%
Home	Hit@5	0.0096	0.0130	35.42%	0.0059	0.0065	10.17%	0.0079	0.0085	7.59%	0.0115	0.0138	20.00%
	Hit@10	0.0155	0.0204	31.61%	0.0100	0.0098	-2.00%	0.0125	0.0128	2.40%	0.0171	0.0196	14.62%
	Hit@20	0.0244	0.0311	27.46%	0.0173	0.0185	6.94%	0.0193	0.0191	-1.04%	0.0262	0.0312	19.08%
	NDCG@5	0.0061	0.0087	42.62%	0.0034	0.0039	14.71%	0.0051	0.0055	7.84%	0.0072	0.0077	6.94%
	NDCG@10	0.0083	0.0116	39.76%	0.0047	0.0050	6.38%	0.0066	0.0069	4.55%	0.0092	0.0101	9.78%
	NDCG@20	0.0101	0.0137	35.64%	0.0064	0.0067	4.69%	0.0083	0.0085	2.41%	0.0115	0.0130	13.04%

Table 5: Performance improvement on the long-sequence dataset. The ‘w/ RP’ represents adding our method.

Dataset	Metric	GRU4Rec [9]	w/ RP	Improve	NARM [16]	w/ RP	Improve	Caser [34]	w/ RP	Improve	NextItNet [43]	w/ RP	Improve
ML-1M	Hit@5	0.1104	0.1407	27.45%	0.0493	0.0541	9.74%	0.0465	0.0495	6.45%	0.0922	0.1008	9.33%
	Hit@10	0.1841	0.2200	19.50%	0.0868	0.0879	1.27%	0.0823	0.0841	2.19%	0.1491	0.1623	8.85%
	Hit@20	0.2849	0.3300	15.83%	0.1459	0.1470	0.75%	0.1416	0.1429	0.92%	0.2354	0.2519	7.01%
	NDCG@5	0.0704	0.0914	29.83%	0.0297	0.0349	17.51%	0.0277	0.0304	9.75%	0.0620	0.0643	3.71%
	NDCG@10	0.0941	0.1168	24.12%	0.0417	0.0457	9.59%	0.0398	0.0414	4.02%	0.0815	0.0866	6.26%
	NDCG@20	0.1195	0.1446	21.00%	0.0565	0.0606	7.26%	0.0541	0.0562	3.88%	0.0963	0.1025	6.44%
ML-1M	Metric	SASRec [13]	w/ RP	Improve	LightSANs [4]	w/ RP	Improve	FMLP-Rec [46]	w/ RP	Improve	STOSA [5]	w/ RP	Improve
	Hit@5	0.1748											

Table 6: Performance comparison between RepPad and heuristic data augmentation methods. All improvements are statistically significant, as determined by a paired t-test with the second best result in each case ($p \leq 0.05$).

GRU4Rec								
Dataset	Metric	Original	Ran	SW	Ran-S	CMR	CMRSI	RepPad
Toys	Hit@10	0.0256	0.0306	0.0342	0.0363	0.0361	<u>0.0411</u>	0.0434
	Hit@20	0.0432	0.0491	0.0557	0.0594	0.0585	<u>0.0629</u>	0.0652
	NDCG@10	0.0121	0.0158	0.0169	0.0192	0.0181	<u>0.0203</u>	0.0229
	NDCG@20	0.0166	0.0205	0.0223	0.0248	0.0238	<u>0.0267</u>	0.0284
Beauty	Hit@10	0.0327	0.0370	0.0365	0.0419	0.0398	<u>0.0463</u>	0.0468
	Hit@20	0.0551	0.0581	0.0604	0.0650	0.0673	<u>0.0712</u>	0.0732
	NDCG@10	0.0162	0.0191	0.0176	0.0203	0.0196	<u>0.0224</u>	0.0234
	NDCG@20	0.0219	0.0241	0.0236	0.0255	0.0266	<u>0.0290</u>	0.0300
Sports	Hit@10	0.0143	0.0163	0.0165	<u>0.0194</u>	0.0186	0.0176	0.0204
	Hit@20	0.0249	0.0267	0.0301	<u>0.0319</u>	0.0309	0.0296	0.0338
	NDCG@10	0.0065	0.0080	0.0078	<u>0.0096</u>	0.0093	0.0088	0.0100
	NDCG@20	0.0091	0.0106	0.0112	<u>0.0127</u>	0.0124	0.0117	0.0134
Yelp	Hit@10	0.0172	0.0184	0.0195	0.0210	0.0203	<u>0.0214</u>	0.0223
	Hit@20	0.0314	0.0347	0.0349	0.0380	0.0375	<u>0.0389</u>	0.0407
	NDCG@10	0.0083	0.0085	0.0090	0.0096	<u>0.0103</u>	0.0101	0.0105
	NDCG@20	0.0118	0.0126	0.0133	0.0142	0.0139	<u>0.0147</u>	0.0151
Home	Hit@10	0.0057	0.0064	0.0072	0.0087	0.0078	<u>0.0094</u>	0.0108
	H@20	0.0106	0.0120	0.0141	0.0151	0.0149	<u>0.0159</u>	0.0182
	N@10	0.0027	0.0030	0.0034	0.0042	0.0037	<u>0.0044</u>	0.0054
	N@20	0.0039	0.0045	0.0051	0.0059	0.0054	<u>0.0060</u>	0.0073

performs slightly less well, which we believe may be related to the fact that the pure MLP architecture cannot accurately capture the fine-grained relationship between each user interaction and historical behavior as the Transformer does.

(2) As demonstrated in Table 4, after adding our RepPad to the original model, the performance of all models is significantly improved. The average recommendation performance improvement is up to 60.3% on GRU4Rec, 24.3% on SASRec, and 22.8% on STOSA. In particular, Our method gives GRU4Rec a boost of up to 110.00% Hit@5 and 122.22% for NDCG@5 on the Home dataset. The above experimental results validate the effectiveness of our method on short-sequence datasets. It also shows that RepPad can be applied to various types of sequential models. Considering that in real-world scenarios, the vast majority of user history records are short sequences [11, 22], our approach has great potential for application.

(3) From Table 5, we can observe that RepPad can only achieve less improvement on some models for the long-sequence dataset and even cause performance degradation on some methods. These results verify our conjecture in Section 2.5.2. Even though we have set the maximum sequence length to 200 for long-sequence datasets, most user sequences still do not have enough space left for repeated padding. At the same time, repeated padding may interfere with the model’s ability to capture long-term user preferences and impair recommendation performance. We also note that the Transformer-based model still outperforms other types of models overall, further demonstrating the power of its architecture.

3.7 Compare with Other Methods

In this subsection, we compare RepPad with different data augmentation methods. For the heuristic methods, we choose the two representative models, SASRec and GRU4Rec, as the backbone network. For methods that require training, we chose the most versatile SASRec since different methods have different restrictions on the type of backbone network.

From Table 6, we observe that RepPad outperforms existing heuristic data augmentation methods in most cases. CMRSI performs the best among the baselines, thanks to the five well-designed

SASRec								
Dataset	Metric	Original	Ran	SW	Ran-S	CMR	CMRSI	RepPad
Toys	Hit@10	0.0716	0.0600	0.0522	0.0660	0.0634	<u>0.0713</u>	0.0843
	Hit@20	0.0965	0.0875	0.0807	0.0950	0.0952	<u>0.1039</u>	0.1142
	NDCG@10	0.0396	0.0321	0.0292	0.0366	0.0347	<u>0.0400</u>	0.0476
	NDCG@20	0.0471	0.0390	0.0363	0.0439	0.0428	<u>0.0482</u>	0.0551
Beauty	Hit@10	<u>0.0637</u>	0.0553	0.0542	0.0563	0.0562	0.0603	0.0726
	Hit@20	<u>0.0942</u>	0.0850	0.0846	0.0882	0.0876	0.0940	0.1034
	NDCG@10	<u>0.0331</u>	0.0285	0.0270	0.0289	0.0290	0.0316	0.0390
	NDCG@20	<u>0.0408</u>	0.0359	0.0346	0.0369	0.0369	0.0401	0.0468
Sports	Hit@10	0.0299	0.0330	0.0315	0.0308	<u>0.0332</u>	0.0318	0.0369
	Hit@20	0.0447	0.0520	0.0496	0.0514	<u>0.0530</u>	0.0504	0.0553
	NDCG@10	0.0160	<u>0.0177</u>	0.0165	0.0154	0.0173	0.0173	0.0196
	NDCG@20	0.0197	<u>0.0225</u>	0.0211	0.0206	0.0223	0.0212	0.0242
Yelp	Hit@10	0.0282	0.0316	0.0279	0.0364	0.0278	0.0310	<u>0.0359</u>
	Hit@20	0.0443	0.0516	0.0483	0.0620	0.0480	0.0523	<u>0.0587</u>
	NDCG@10	0.0142	0.0162	0.0137	0.0184	0.0136	0.0156	<u>0.0177</u>
	NDCG@20	0.0183	0.0212	0.0189	0.0248	0.0187	0.0210	<u>0.0234</u>
Home	H@10	0.0155	0.0156	0.0166	0.0208	0.0167	0.0173	<u>0.0204</u>
	H@20	0.0244	0.0247	0.0270	0.0336	0.0275	0.0276	<u>0.0311</u>
	N@10	0.0083	0.0086	0.0089	0.0110	0.0092	0.0099	<u>0.0109</u>
	N@20	0.0101	0.0105	0.0111	0.0141	0.0113	0.0122	<u>0.0137</u>

Table 7: Performance comparison between RepPad and training-required data augmentation methods. The best performance of is bolded and the second best is underlined. The backbone network is SASRec.

Dataset	Metric	Original	ASReP	DiffuASR	CL4SRec	RepPad
Toys	Hit@10	0.0716	0.0755	0.0783	<u>0.0804</u>	0.0843
	Hit@20	0.0965	0.1021	0.1085	0.1052	0.1142
	NDCG@10	0.0396	0.0423	<u>0.0453</u>	0.0447	0.0476
	NDCG@20	0.0471	0.0506	<u>0.0535</u>	0.0520	0.0551
Beauty	Hit@10	0.0637	0.0664	0.0679	<u>0.0686</u>	0.0726
	Hit@20	0.0942	0.0959	0.0966	<u>0.0982</u>	0.1034
	NDCG@10	0.0331	0.0351	0.0372	0.0366	0.0390
	NDCG@20	0.0408	0.0422	<u>0.0454</u>	0.0449	0.0468
Sports	Hit@10	0.0299	0.0324	0.0375	0.0339	<u>0.0369</u>
	Hit@20	0.0447	0.0503	0.0566	0.0521	<u>0.0553</u>
	NDCG@10	0.0160	0.0166	0.0169	<u>0.0172</u>	0.0196
	NDCG@20	0.0197	0.0201	0.0214	<u>0.0225</u>	0.0231
Yelp	Hit@10	0.0282	0.0323	0.0345	0.0385	0.0359
	Hit@20	0.0443	0.0539	0.0566	0.0621	<u>0.0587</u>
	NDCG@10	0.0142	0.0153	0.0169	0.0182	<u>0.0177</u>
	NDCG@20	0.0183	0.0207	0.0228	0.0251	<u>0.0234</u>
Home	Hit@10	0.0155	0.0176	0.0198	0.0220	<u>0.0204</u>
	Hit@20	0.0244	0.0285	0.0301	0.0329	<u>0.0311</u>
	NDCG@10	0.0083	0.0098	0.0113	0.0122	<u>0.0116</u>
	NDCG@20	0.0101	0.0121	0.0144	0.0149	<u>0.0137</u>

data augmentation operators that help discover more preference information while mitigating data sparsity. Ran-S also achieves competitive performance in some examples due to its augmentation using items in the original sequence. We also observe that in some cases, the model performance degraded after using data augmentation methods, which may be related to the fact that these methods introduce too much noise that destroys the integrity of the original sequence. RepPad utilizes the free data space and uses the original sequences for padding, which improves model performance while retaining the user’s complete preference knowledge. From Table 7, RepPad still achieves satisfactory results in the face of data augmentation methods that require training. Among the baseline methods, DiffuASR and CL4SRec leverage the diffusion model and sequence-level augmentation with contrastive learning to achieve competitive performance in some cases. Surprisingly,

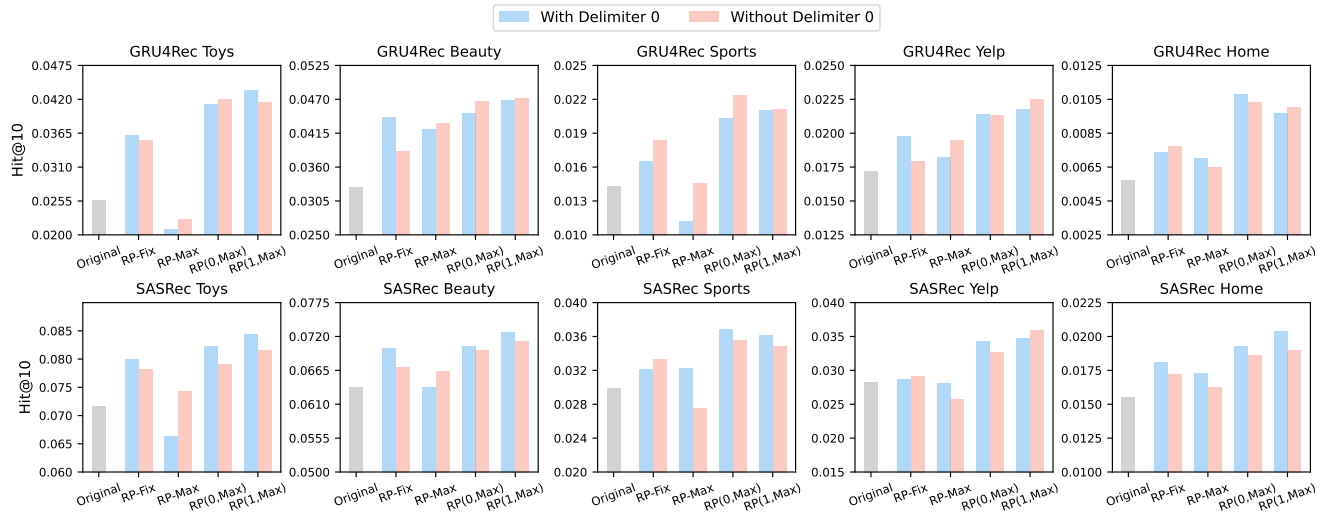


Figure 2: The result of the ablation study.

RepPad achieves the best or second-best performance in all cases without including any parameters and training process.

Overall, RepPad proved its superiority by achieving highly competitive results without including any parameters or training processes. Also, our approach is not limited by the backbone network and can be seamlessly inserted into most existing sequential recommendation models.

3.8 Ablation Study

In this section, we conduct an ablation study to explore the different variants of RepPad. Based on the padding times m in Table 1 and whether or not to add the delimiter θ , we compare the performance of the following variants: 1) **RP-Fix**: Performing repeated padding with a fixed number of times, we report the best results for times in range $\{1, 2, 3\}$. 2) **RP-Max**: Performing repeated padding until the remaining space is insufficient (i.e., maximum padding times). 3) **RP(0, Max)**: When performing repeated padding each time, randomly select between 0 and the maximum number of times. 4) **RP(1, Max)**: When performing repeated padding each time, randomly select between 1 and the maximum number of times. Figure 2 presents the results. We report the performance of each of the four variants with and without adding the delimiter θ .

For performance between different variants, in most results, the performance of RP(0, Max) and RP(1, Max) can come with considerable improvements. RP-Fix and RP-Max bring limited performance improvement compared to RP(0, Max) and RP(1, Max). For RP-Fix, RepPad is executed with a fixed number of times, so it does not utilize the idle input space. For RP-Max, we observe that it not only does not bring improvement in some cases but also leads to a significant decrease in model performance. If every sequence performs RepPad to the maximum number of times, it may make the representation learned by the model unbalanced. Because the repeated padding time tends to be large for short sequences, multiple iterations of short behavioral sequences may interfere with the model's ability for long-sequence and long-term preferences modeling, which in turn impairs recommendation performance. For RP(0, Max) and RP(1, Max), they avoid the imbalance problem caused by

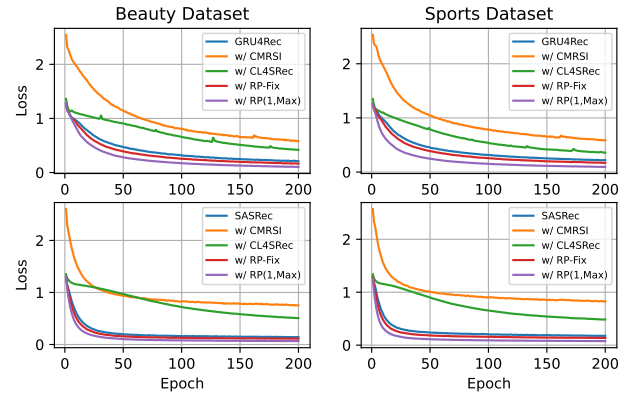


Figure 3: Training Loss Curve for different methods.

RP-Max while utilizing the free input space. Meanwhile, RP(1, Max) performs better than RP(0, Max), indicating that executing RepPad at least once is essential.

For whether or not to add the delimiter θ , we observe that this factor is related to the type of recommendation model. For GRU4Rec, there are more examples of better performance when no delimiter is added. In contrast, for SASRec, there are more examples that models perform better when the delimiter is added. In other words, RNN-based models are less susceptible to the interference of "predicting the tail with the head". The self-attention module of Transformer-based models pays attention to the effect of each historical interaction on the following action, so the negative effect of "predicting the tail with the head" can be minimized by adding the delimiter θ . We leave the theoretical explanation of this phenomenon to the future work.

4 WHY REPPAD WORKS

4.1 Loss Convergence and Training Efficiency

In Figure 3, we illustrate the loss convergence of different methods during training. We also compare the epoch time consumption of different methods in Table 8. From the figures and tables, we can

Table 8: The epoch time (seconds) of different methods. We give the increased time compared to the original model.

Dataset	SASRec		GRU4Rec	
	Method	Epoch Time	Method	Epoch Time
Beauty	Original	2.389	Original	0.960
	w/ CMRSI	4.561 (+2.172)	w/ CMRSI	2.547 (+1.587)
	w/ CL4SRec	3.954 (+1.565)	w/ CL4SRec	1.748 (+0.778)
	w/ RP-Fix	2.483 (+0.094)	w/ RP-Fix	1.049 (+0.089)
	w/ RP(1, Max)	2.768 (+0.379)	w/ RP(1, Max)	1.308 (+0.384)
Sports	Original	3.133	Original	1.422
	w/ CMRSI	6.400 (+3.267)	w/ CMRSI	3.853 (+2.431)
	w/ CL4SRec	5.479 (+2.346)	w/ CL4SRec	2.620 (+1.198)
	w/ RP-Fix	3.219 (+0.086)	w/ RP-Fix	1.548 (+0.126)
	w/ RP(1, Max)	3.740 (+0.607)	w/ RP(1, Max)	1.998 (+0.576)

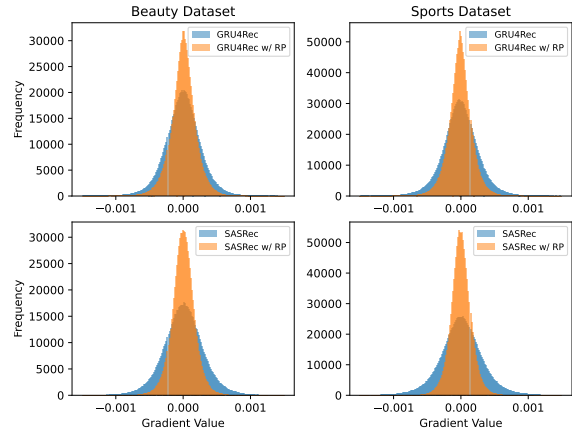
observe that RepPad’s losses converge slightly faster than the original model. For CMRSI, the heuristic data augmentation introduces more different training sequences along with more noise, resulting in more epochs for the model to converge. The contrastive learning task of CL4SRec also imposes additional computational overhead and convergence burden. Also, RepPad only adds a small amount of epoch elapsed time compared to the original model. While CMSRI and CL4SRec add extra training sequences and auxiliary tasks, resulting in a substantial increase in training elapsed time. Comparing RP-Fix and RP(1, Max), the former can only be performed repeated padding a fixed and smaller number of times. At the same time, the latter randomly chooses between one time and the maximum number of times, which slightly increases the elapsed time but improves the speed of loss convergence and model performance.

4.2 Gradient Stability

Research has shown that more stable or smooth gradients are more helpful for model training [18, 27, 41], thus improving model robustness and performance. In Figure 4, we illustrate the average gradient of item embeddings throughout the training process with and without our RepPad. We show the frequency of the gradient values as histograms. We can observe that the average gradient values are more centralized with the addition of our method. While the gradient is more likely to have large or small values during the original model training, RepPad mitigates this phenomenon, making the gradient more stable during the training process. Smooth updating of the gradient allows training to converge stably and improves the model’s recommendation performance

4.3 Summary and Insights

RepPad can make the gradient update of the model more stable without increasing the total number of training sequences. Unlike existing methods, our method augments short sequences to a length comparable to that of long sequences in a nearly lossless manner. Existing methods inevitably generate noise or compromise the integrity of the original data when perform augmentation. From another perspective, RepPad enables the model to focus fairly on short and long sequences, giving more attention to long-tail items and users. In this way, the model can better learn the representation of cold-start users and items. We also speculate that RepPad acts as some kind of regularization, which mitigates the negative effects of the uneven distribution of original dataset.

**Figure 4: Average Gradient Histogram for Item Embeddings During Training. The ‘w/ RP’ represents adding our method to the corresponding model.**

5 RELATED WORKS

5.1 Sequential Recommendation

Sequential recommendation (SR) is an emerging topic in the field of recommender systems [26]. An early solution is to treat the item sequence as a Markov Chain [7, 28, 30], where the next item to predict is closely related to the latest few interactions. The limitation lies in the inability to learn the dependency in a relatively large time step. Hence, a better solution based on recurrent neural networks (RNNs) [29] emerges since it can capture long- and short-term preferences. A pioneering work GRU4Rec [8] introduced RNN into the field of recommender systems. It trained a Gated Recurrent Unit (GRU) architecture to model the evolution of user interests. Following this idea, CmnRec [26] proposed to divide proximal information units into chunks, whereby the number of memory operations can be significantly reduced. More recently, transformer-based approaches have attracted much attention because of their convenience for parallelization and carefully designed self-attention architecture [3, 36]. SASRec [13] employed unidirectional Transformers to fulfill the next-item prediction task in the sequential recommendation. Some works further optimized the Transformer’s architecture to make it more suitable for recommendation scenarios, such as reducing computational complexity [4] and stochastic self-attention [5]. Furthermore, FMLP-Rec [46] proposes an all-MLP architecture with learnable filters to enhance recommendation performance.

5.2 Data Augmentation for SR

Data augmentation has been established as a standard technique to train more robust models in many domains. In recommender systems, Slide Windows is an early work [33], which modified the original click sequence by splitting it into many sub-sequences or randomly discarding a certain number of items. Inspired by counterfactual thinking, CASR [38] revised the sequence of user behaviors by substituting some previously purchased items with other unknown items. Some researchers proposed to leverage bi-directional transformers [11, 22] and diffusion models [20] for sequence data augmentation. With the rise of self-supervised techniques (e.g., contrastive learning), many researchers used it as an auxiliary task to

further improve model performance [24, 40]. For example, CL4SRec [39] developed three data augmentation operators for pre-training recommendation tasks equipped with a contrastive learning framework. Based on CL4SRec, CoSeRec [21] integrated item similarity information for data augmentation with a contrastive learning objective, aiming to maximize the agreement of augmented sequences. Unlike existing methods, we are the first to explore the use of idle padding space for data augmentation. In terms of simplicity and applicability, our method does not contain any parameters or training processes and can be plugged into most existing sequential models.

6 CONCLUSION

In this work, we start from the commonly used padding strategy, aiming to utilize the idle input space to further improve the model performance and training efficiency. Based on this idea, we propose RepPad, which leverages the original sequence as padding content instead of the special value 0 . The RepPad can be considered as a sequence-level data augmentation method. Compared with existing methods, our method does not contain any parameters or training processes, and it is a data augmentation plugin with high applicability. Extensive experiments demonstrate the superiority of RepPad. It improves the performance of various sequential models and outperforms existing data enhancement methods. We also provide multiple perspectives and insights into what makes RepPad effective. For future work, we hope to provide theoretical underpinnings for RepPad or explore more appropriate padding strategies. We are also interested in combining RepPad with other data augmentation methods.

ACKNOWLEDGMENTS

This work is partially supported by the National Natural Science Foundation of China under Grant No. 62032013, the Science and technology projects in Liaoning Province (No. 2023JH3/10200005), and the Fundamental Research Funds for the Central Universities under Grant No. N2317002.

REFERENCES

- [1] Yizhou Dang, Enneng Yang, Guibing Guo, Linying Jiang, Xingwei Wang, Xiaoxiao Xu, Qinghui Sun, and Hong Liu. 2023. TiCoSeRec: Augmenting Data to Uniform Sequences by Time Intervals for Effective Recommendation. *TKDE* (2023).
- [2] Yizhou Dang, Enneng Yang, Guibing Guo, Linying Jiang, Xingwei Wang, Xiaoxiao Xu, Qinghui Sun, and Hong Liu. 2023. Uniform sequence better: Time interval aware data augmentation for sequential recommendation. In *AAAI*, Vol. 37. 4225–4232.
- [3] Jacob Devlin, Ming-Wei Chang, Kenton Lee, and Kristina Toutanova. 2018. Bert: Pre-training of deep bidirectional transformers for language understanding. *arXiv preprint arXiv:1810.04805* (2018).
- [4] Xinyan Fan, Zheng Liu, Jianxun Lian, Wayne Xin Zhao, Xing Xie, and Ji-Rong Wen. 2021. Lighter and better: low-rank decomposed self-attention networks for next-item recommendation. In *SIGIR*. 1733–1737.
- [5] Ziwei Fan, Zhiwei Liu, Yu Wang, Alice Wang, Zahra Nazari, Lei Zheng, Hao Peng, and Philip S Yu. 2022. Sequential recommendation via stochastic self-attention. In *WWW*. 2036–2047.
- [6] Yongjing Hao, Pengpeng Zhao, Xuefeng Xian, Guanfeng Liu, Lei Zhao, Yanchi Liu, Victor S Sheng, and Xiaofang Zhou. 2023. Learnable Model Augmentation Contrastive Learning for Sequential Recommendation. *TKDE* (2023).
- [7] Ruining He and Julian McAuley. 2016. Fusing similarity models with markov chains for sparse sequential recommendation. In *ICDM*. IEEE, 191–200.
- [8] Balázs Hidasi, Alexandros Karatzoglou, Linas Baltrunas, and Domonkos Tikk. 2015. Session-based recommendations with recurrent neural networks. *arXiv preprint arXiv:1511.06939* (2015).
- [9] Balázs Hidasi, Alexandros Karatzoglou, Linas Baltrunas, and Domonkos Tikk. 2015. Session-based recommendations with recurrent neural networks. *arXiv preprint arXiv:1511.06939* (2015).
- [10] Haoji Hu, Xiangnan He, Jinyang Gao, and Zhi-Li Zhang. 2020. Modeling personalized item frequency information for next-basket recommendation. In *SIGIR*. 1071–1080.
- [11] Juyong Jiang, Yingtao Luo, Jae Boum Kim, Kai Zhang, and Sunghun Kim. 2021. Sequential recommendation with bidirectional chronological augmentation of transformer. *arXiv preprint arXiv:2112.06460* (2021).
- [12] Mengyuan Jing, Yanmin Zhu, Tianzi Zang, and Ke Wang. 2023. Contrastive Self-supervised Learning in Recommender Systems: A Survey. *arXiv preprint arXiv:2303.09902* (2023).
- [13] Wang-Cheng Kang and Julian McAuley. 2018. Self-attentive sequential recommendation. In *ICDM*. IEEE, 197–206.
- [14] Diederik P Kingma and Jimmy Ba. 2014. Adam: A method for stochastic optimization. *arXiv preprint arXiv:1412.6980* (2014).
- [15] Walid Krichene and Steffen Rendle. 2020. On sampled metrics for item recommendation. In *KDD*. 1748–1757.
- [16] Jing Li, Pengjie Ren, Zhumin Chen, Zhaochun Ren, Tao Lian, and Jun Ma. 2017. Neural attentive session-based recommendation. In *CIKM*. 1419–1428.
- [17] Jiacheng Li, Yujie Wang, and Julian McAuley. 2020. Time interval aware self-attention for sequential recommendation. In *WSDM*. 322–330.
- [18] Xiang Li, Shuo Chen, Xiaolin Hu, and Jian Yang. 2019. Understanding the disharmony between dropout and batch normalization by variance shift. In *CVPR*. 2682–2690.
- [19] Qiang Liu, Shu Wu, Diyi Wang, Zhaokang Li, and Liang Wang. 2016. Context-aware sequential recommendation. In *ICDM*. IEEE, 1053–1058.
- [20] Qidong Liu, Fan Yan, Xiangyu Zhao, Zhaocheng Du, Huifeng Guo, Ruiming Tang, and Feng Tian. 2023. Diffusion augmentation for sequential recommendation. In *CIKM*. 1576–1586.
- [21] Zhiwei Liu, Yongjun Chen, Jia Li, Philip S Yu, Julian McAuley, and Caiming Xiong. 2021. Contrastive self-supervised sequential recommendation with robust augmentation. *arXiv preprint arXiv:2108.06479* (2021).
- [22] Zhiwei Liu, Ziwei Fan, Yu Wang, and Philip S Yu. 2021. Augmenting sequential recommendation with pseudo-prior items via reversely pre-training transformer. In *SIGIR*. 1608–1612.
- [23] Julian McAuley, Rahul Pandey, and Jure Leskovec. 2015. Inferring networks of substitutable and complementary products. In *KDD*. 785–794.
- [24] Xiuyuan Qin, Huanhuan Yuan, Pengpeng Zhao, Guanfeng Liu, Fuzhen Zhuang, and Victor S Sheng. 2023. Intent Contrastive Learning with Cross Subsequences for Sequential Recommendation. *arXiv preprint arXiv:2310.14318* (2023).
- [25] Ruihong Qiu, Zi Huang, Hongzhi Yin, and Zijian Wang. 2022. Contrastive learning for representation degeneration problem in sequential recommendation. In *WSDM*. 813–823.
- [26] Shilin Qu, Fajie Yuan, Guibing Guo, Liguang Zhang, and Wei Wei. 2022. CmnRec: Sequential Recommendations with Chunk-accelerated Memory Network. *TKDE* (2022).
- [27] Sashank J Reddi, Satyen Kale, and Sanjiv Kumar. 2019. On the convergence of adam and beyond. *arXiv preprint arXiv:1904.09237* (2019).
- [28] Steffen Rendle, Christoph Freudenthaler, and Lars Schmidt-Thieme. 2010. Factorizing personalized markov chains for next-basket recommendation. In *WWW*. 811–820.
- [29] Mike Schuster and Kuldeep K Paliwal. 1997. Bidirectional recurrent neural networks. *TSP* 45, 11 (1997), 2673–2681.
- [30] Guy Shani, David Heckerman, Ronen I Brafman, and Craig Boutilier. 2005. An MDP-based recommender system. *JMLR* 6, 9 (2005).
- [31] Fei Sun, Jun Liu, Jian Wu, Changhua Pei, Xiao Lin, Wenwu Ou, and Peng Jiang. 2019. BERT4Rec: Sequential recommendation with bidirectional encoder representations from transformer. In *CIKM*. 1441–1450.
- [32] Yong Kiam Tan, Xinxing Xu, and Yong Liu. 2016. Improved recurrent neural networks for session-based recommendations. In *DLRS*. 17–22.
- [33] Yong Kiam Tan, Xinxing Xu, and Yong Liu. 2016. Improved recurrent neural networks for session-based recommendations. In *DLRS*. 17–22.
- [34] Jiayi Tang and Ke Wang. 2018. Personalized top-n sequential recommendation via convolutional sequence embedding. In *WSDM*. 565–573.
- [35] Changxin Tian, Binbin Hu, Wayne Xin Zhao, Zhiqiang Zhang, and Jun Zhou. 2023. Periodicity May Be Emanative: Hierarchical Contrastive Learning for Sequential Recommendation. In *CIKM*. 2442–2451.
- [36] Ashish Vaswani, Noam Shazeer, Niki Parmar, Jakob Uszkoreit, Llion Jones, Aidan N Gomez, Łukasz Kaiser, and Illia Polosukhin. 2017. Attention is all you need. *NIPS* 30 (2017).
- [37] Jianling Wang, Ya Le, Bo Chang, Yuyan Wang, Ed H Chi, and Minmin Chen. 2022. Learning to Augment for Casual User Recommendation. In *WWW*. 2183–2194.
- [38] Zhenlei Wang, Jingsen Zhang, Hongteng Xu, Xu Chen, Yongfeng Zhang, Wayne Xin Zhao, and Ji-Rong Wen. 2021. Counterfactual data-augmented sequential recommendation. In *SIGIR*. 347–356.
- [39] Xu Xie, Fei Sun, Zhaoyang Liu, Shiwen Wu, Jinyang Gao, Bolin Ding, and Bin Cui. 2020. Contrastive learning for sequential recommendation. *arXiv preprint arXiv:2010.14395* (2020).

- [40] Xu Xie, Fei Sun, Zhaoyang Liu, Shiwen Wu, Jinyang Gao, Jiandong Zhang, Bolin Ding, and Bin Cui. 2022. Contrastive learning for sequential recommendation. In *ICDE*. IEEE, 1259–1273.
- [41] Jingjing Xu, Xu Sun, Zhiyuan Zhang, Guangxiang Zhao, and Junyang Lin. 2019. Understanding and improving layer normalization. *NIPS* 32 (2019).
- [42] Junliang Yu, Hongzhi Yin, Xin Xia, Tong Chen, Jundong Li, and Zi Huang. 2023. Self-supervised learning for recommender systems: A survey. *TKDE* (2023).
- [43] Fajie Yuan, Alexandros Karatzoglou, Ioannis Arapakis, Joemon M Jose, and Xiangan He. 2019. A simple convolutional generative network for next item recommendation. In *WSDM*. 582–590.
- [44] Chuang Zhao, Hongke Zhao, Ming He, Jian Zhang, and Jianping Fan. 2023. Cross-domain recommendation via user interest alignment. In *Proceedings of the ACM Web Conference 2023*. 887–896.
- [45] Chuang Zhao, Hongke Zhao, Xiaomeng Li, Ming He, Jiahui Wang, and Jianping Fan. 2023. Cross-Domain Recommendation via Progressive Structural Alignment. *IEEE Transactions on Knowledge and Data Engineering* (2023).
- [46] Kun Zhou, Hui Yu, Wayne Xin Zhao, and Ji-Rong Wen. 2022. Filter-enhanced MLP is all you need for sequential recommendation. In *WWW*. 2388–2399.