

Towards Real-World Stickers Use: A New Dataset for Multi-Tag Sticker Recognition

Bingbing Wang, Bin Liang, Chun-Mei Feng*, Wangmeng Zuo, Zhixin Bai, Shijue Huang, Kam-Fai Wong, Xi Zeng, Ruifeng Xu*

Abstract

In real-world conversations, the diversity and ambiguity of stickers often lead to varied interpretations based on the context, necessitating the requirement for comprehensively understanding stickers and supporting multi-tagging. To address this challenge, we introduce **StickerTAG**, the first multi-tag sticker dataset comprising a collected tag set with 461 tags and 13,571 sticker-tag pairs¹, designed to provide a deeper understanding of stickers. Recognizing multiple tags for stickers becomes particularly challenging due to sticker tags usually are fine-grained attribute aware. Hence, we propose an Attentive Attribute-oriented Prompt Learning method, *i.e.*, **Att²PL**, to capture informative features of stickers in a fine-grained manner to better differentiate tags. Specifically, we first apply an Attribute-oriented Description Generation (ADG) module to obtain the description for stickers from four attributes. Then, a Local Re-attention (LoR) module is designed to perceive the importance of local information. Finally, we use prompt learning to guide the recognition process and adopt confidence penalty optimization to penalize the confident output distribution. Extensive experiments show that our method achieves encouraging results for all commonly used metrics.

1 Introduction

The rapid development of stickers has rendered them indispensable tools in our daily lives, seamlessly integrating into various aspects of our routine communications and digital expressions. Numerous research endeavors have been dedicated to sticker-based multi-modal sentiment analysis (Ge et al., 2022; Zhao et al., 2023). However, compared to abstract sentiment labels such as positive, negative, and neutral, the detailed information provided

¹We believe that the release of this dataset will provide exciting research opportunities and encourage further research in sticker analysis.

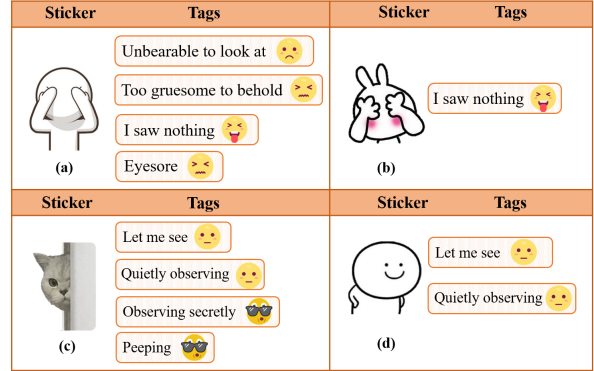


Figure 1: Examples of stickers along with multiple tags.

by sticker tags helps users quickly select stickers that match the current conversation, thereby enhancing the user experience.

While most messaging apps, such as WeChat, Line, Telegram, and WhatsApp, assign only a tag to each sticker, the same sticker may be interpreted differently by users in real-world conversations. For instance, Figure 1 (a) shows that a cartoon role covering its eyes can convey more than one meaning with multiple emotions, including {*Unbearable to look at*; *Too gruesome to behold*; *I saw nothing*; *Eyesore*}. Therefore, we introduce a multi-tag sticker dataset called **StickerTAG**. It is the first tag-annotated sticker dataset, comprising 13,571 sticker-tag pairs and a collection of 461 tags. A thorough and stringent process is devised for tag construction and sticker annotation. We will release our dataset to encourage research on stickers in more practical scenarios.

Multi-tag sticker recognition is inherently challenging due to the need to precisely discern the rich and subtle meanings encapsulated within stickers. For instance, both characters in Figure 1 (a) and (b) are depicted covering their faces, but in Figure 1 (b), the cartoon rabbit is blushing while doing so, which can be best described by the tag "*I saw nothing*". Furthermore, while both "*Observing secretly*" and "*Peeping*" imply the act of looking, their appro-

appropriate application is limited to the specific action in Figure 1 (c), where a cat is stealthily peeking from behind a wall, rather than (d). This scenario highlights the importance of identifying subtle cues within the sticker’s imagery to distinguish between closely related concepts accurately.

To tackle this challenge, we design an Attentive Attribute-oriented Prompt Learning method, abbreviated as **Att²PL**, which begins with an Attribute-oriented Description Generation (ADG) module powered by a Multi-modal Large Language Model (MLLM) to derive the description of stickers based on the content, style, role, and action. Furthermore, the sticker is fed into a Local Re-attention (LoR) module for deriving patch-attentive embedding. Then, the recognition process is guided by prompt classification, where we initialize the soft prompt with attribute-oriented descriptions. Finally, we implement a confidence penalty optimization for precise and reliable recognition. We employ commonly used metrics to evaluate the performance of our model, and extensive experiments conducted on our StickerTAG dataset show that our approach significantly outperforms the strong baselines. Our contributions are summarized as follows:

- To our knowledge, StickerTAG is the first multi-tag sticker dataset. It includes 461 tags and 13,571 sticker-tag annotations towards more practical scene.
- We propose an Attentive Attribute-oriented Prompt Learning approach, facilitating the capture of fine-grained features of stickers.
- Experiments conducted on the StickerTAG dataset show that our model outperforms all baselines, clearly confirming its effectiveness.

2 Related Work

2.1 Sticker Dataset

Stickers are predominantly utilized to enhance emotional and expressive communication in chat conversations and social media, thereby fostering greater engagement. CSMSA (Ge et al., 2022) is the pioneering work in multi-modal sentiment analysis focusing on stickers. To obtain multi-modal data comprising both text and stickers, the approach iterates through each sticker in the chat history, collecting the corresponding context. Considering the lack of sticker emotion data, Liu et al. (2022) collected a sticker emotion recognition dataset named SER30K. It consists of a total of

1,887 sticker themes with a total of 30,739 sticker images. Zhao et al. (2023) introduced a sizable Chinese dataset, Sticker820K, comprising 820k image-text pairs. Nevertheless, stickers may be interpreted differently by users. The above datasets assign a single sentiment label to each sticker, limiting the ability to comprehensively capture the diverse information that a sticker might convey.

2.2 Sticker-based Method

Unlike image-text pairs in vision-language datasets, stickers demand finer-grained emotion recognition and subject understanding due to their increased diversity and domain specificity. This has prompted the development of specialized approaches tailored to the unique attributes of stickers, as relying on generic vision-language models (VLMs) may prove suboptimal. CSMSA (Ge et al., 2022) introduces a Sticker-Aware Multi-modal Sentiment Analysis Model to tackle challenges in multimodality, inter-series variations, and multi-modal sentiment fusion. Zhao et al. (2023) delved into aligning visual and textual features with emotional cues and artificial painting. It investigates the feasibility of seamlessly integrating additional tools into Large Language Models (LLMs). However, simple classification methods are insufficient to address the challenges posed by multi-tag sticker recognition. This prompts us to delve into more fine-grained features of stickers and enhances the ability of the model to differentiate between tags more effectively.

3 StickerTAG Dataset

In this section, we provide a detailed description of our dataset construction process. Firstly, we discuss the process of tag construction, illustrated in Section 3.1. Next, we outline the procedure for collecting and annotating stickers in Section 3.2. Finally, we analyze the characteristics of our dataset in Section 3.3.

3.1 Tag Construction

We start by compiling all keywords from a well-known Chinese sticker repository². Next, we employed the K-means clustering algorithm (Kanungo et al., 2002) for cluster analysis. To prepare the text for analysis, we segmented it into words using Jieba, removed stop words and special characters, and then extracted features by converting the text into numerical feature vectors using the term

²<https://github.com/zhaoollee/ChineseBQB>

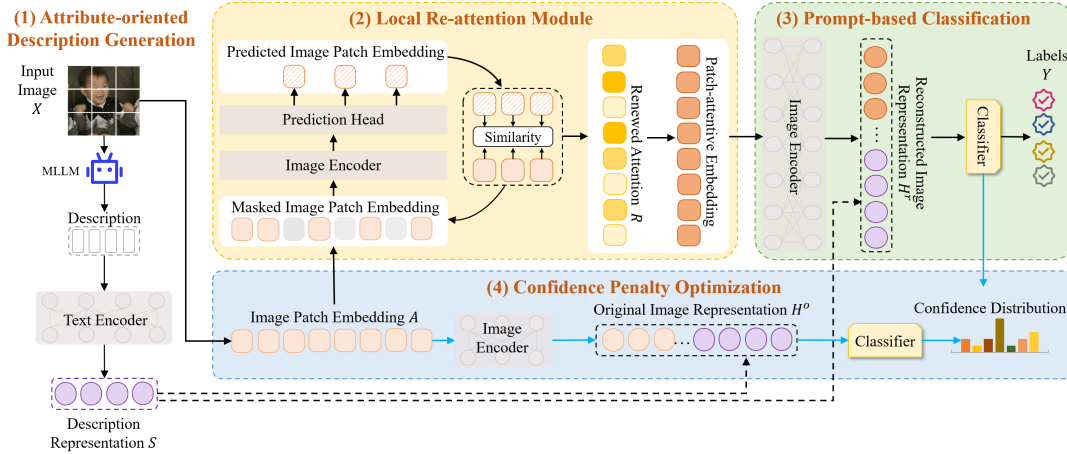


Figure 3: Illustration of the proposed Att²PL method comprising (1) Attribute-oriented Description Generation, (2) Local Re-attention Module, (3) Prompt-based Classification, and (4) Confidence Penalty Optimization (blue lines).

scriptions to initialize the soft prompts and combines patch-attentive embedding to achieve the multi-tag prediction. 4) **Confidence Penalty Optimization** penalizes confident output distributions for implicit feedback of renewed attention.

4.1 Task Definition

Multi-tag sticker recognition is a task to predict a set of tags for an input sticker. Formally, given a set of stickers $\mathcal{X} = \{X_1, X_2, \dots, X_n\}$, and $\mathcal{Y} = \{Y_1, Y_2, \dots, Y_m\}$ be a ground truth set of tags, a multi-tag pattern can be defined as a pair (x, y) , where n and m are the number of stickers and tags. $x \in \mathcal{X}$ indicates a sticker and $y \subseteq \mathcal{Y}$ demonstrates the tag set. The goal of the multi-tag sticker recognition task is to construct a classifier f to predict a set of tags given a sticker: $\hat{y} = f(x)$.

4.2 Attribute-oriented Description Generation

Recently, as the era of large language models unfolds, MLLMs are also emerging, bringing new opportunities for analyzing and generating textual and visual information (Liu et al., 2023a; Zhu et al., 2023a; Bai et al., 2023). Nevertheless, most MLLM severely suffer from object hallucination and are even more prone to hallucinating than small vision-language. In this way, as shown in Figure 4, we elaborately design a prompt that is based on capturing information more precisely in four aspects: content, style, role, and action. This aims to reduce unnecessary interference from irrelevant information, especially when dealing with stickers.

We use a multi-turn interaction approach to prompt MLLM-generating utterances with specific intents. We first use several turns of interactions,

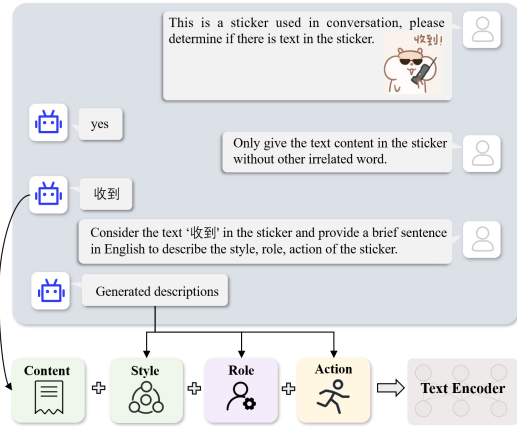


Figure 4: Overview of attribute-oriented description generation.

including the system prompt like “This is a sticker used in conversation...” to simulate the utterance generation ability of MLLM. Then to further describe the details of this task, we guide the MLLM to generate specific information step by step:

- Please determine if there is text in the sticker.
- Only give the text content in the sticker without other unrelated words.
- Consider the text in the sticker and provide a brief sentence in English to describe the style, role, and action of the sticker.

Then, a text encoder is employed to acquire the description representations for the description of content, style, role, and action.

4.3 Local Re-attention Module

The challenge for multi-tag recognition is to guide the model to focus on crucial region information

within stickers. Intuitively, we introduce a local re-attention module (LoR) implemented through masked image modeling to capture significant region information.

Patch-aligned random masking. Given an input sticker $X \in \mathbb{R}^{C \times H \times W}$, we first divide the sticker image into patches $X = \{x_1, x_2, \dots, x_N\}$, $x_i \in \mathbb{R}^{P^2 C}$, serving as fundamental processing units for vision transformation. Where C , H , and W are the numbers of channels, height, and width of X , $N = HW/P^2$ represents the number of patches, P denotes the patch size. Subsequently, we tokenize patches into N visual tokens to derive patch embedding $A = \{a_1, a_2, \dots, a_N\}$. We randomly mask approximately L patches, with the masked positions denoted as $M \subseteq \{1, \dots, N\}^L$. Then we employ a learnable mask token embedding $e_{[M]} \in \mathbb{R}^D$ to replace each masked patch, where $D = P^2 C$ represents the dimension of the mask token vector. The corrupted image patches $x^M = \{x_i : i \notin M\}_{i=1}^N \cup \{e_{[M]} \in \mathbb{R}^D\}_{i=1}^L$ are then input into an image encoder to obtain final hidden vectors.

Prediction Head. The prediction head with a linear layer will be applied to the final hidden vectors to produce the prediction of the masked area. We initially predict raw pixels for the masked area through regression for each masked position. Subsequently, we map each feature vector back into a feature map at the original resolution. This vector is then responsible for predicting the corresponding raw pixels, resulting in the predicted image patch embedding $\hat{x}_i^L, i \in M$. Furthermore, we compute the similarity between each predicted image patch embedding and the corresponding original patch embedding as $a_i^L, i \in M$ for each patch. After multiple iterations, we can obtain a feature vector consisting of similarity scores for each patch, denoted as $\{r_i\}_{i=1}^N$, and then transform it into a renewed attention represented as $R = \{\hat{r}_1, \hat{r}_2, \dots, \hat{r}_N\}$, where $\hat{r}_i = 1 - r_i$. Subsequently, we multiply R with the patch embedding A to derive patch-attentive embedding.

4.4 Prompt-based Classification

We pass the patch-attentive embedding through the image encoder to get the patch-attention representation h , then append learnable soft prompts to obtain the reconstructed image representation H^r , which is designed as:

$$H^r = [\text{CLS}]S_1 \cdots S_k h [\text{SEP}]. \quad (1)$$

where $S_k, k \in \{1, \dots, 4\}$ denotes learnable vectors with the same dimension as the word embedding, which are initialized by four description representations. To perform multi-tag recognition, we employ softmax as a classifier to make the final prediction. H^r is input to the softmax layer, and the probability of each tag is estimated. The objective function can be described as follows:

$$\mathcal{L}_{main} = -\frac{1}{n} \sum_{i=1}^n \sum_{j=1}^m 1\{y_i = j\} \ln \frac{e_r^{\theta_j^\top H_i^r}}{\sum_{i=1}^m e_r^{\theta_i^\top H_i^r}}. \quad (2)$$

where the indicator function equals $1\{\cdot\}$ when H_i^r holds tag j and equals 0 otherwise, $p_j^r = e_r^{\theta_j^\top H_i^r}$ is the reconstructed confidence distribution. The model parameter θ can be obtained by minimizing \mathcal{L}_{main} . Finally, the top-C predicted tag \hat{y} can be assigned as follows:

$$\hat{y} = \text{top-C}(p_j^r). \quad (3)$$

4.5 Confidence Penalty Optimization

We deploy a confidence penalty optimization method to enhance the ability of LoR to capture important local information by penalizing confident output distributions. Specifically, we first obtain the original image representation by passing the image patch embedding through an image encoder. Then, concatenated with soft prompts initialized by four description representations to derive the original image representation H^o , which is fed into the classifier, yielding the original confidence distribution. We compare the probability changes in reconstructed confidence and original confidence for the correct tag. We calculate the sum of the magnitudes of the decreases in reconstructed confidence relative to original confidence and incorporate it as a penalty into the loss.

$$\mathcal{L}_{pen} = -\frac{1}{n} \sum_{i=1}^n \sum_{j=1}^m 1\{y_i = j\} (e_r^{\theta_j^\top H_i^r} - e_o^{\theta_j^\top H_i^o}). \quad (4)$$

where $e_o^{\theta_j^\top H_i^o}$ is the original confidence distribution. Ultimately, the final loss that needs to be minimized is demonstrated as $\mathcal{L} = \mathcal{L}_{main} + \mathcal{L}_{pen}$.

5 Experiment

5.1 Experimental Set-up

Implement details. For data participation, we divide our StickerTAG dataset into a training set, a validation set, and a testing set with a ratio of 8:1:1.

Methods	Top-1				Top-3				Top-5			
	CR	CF1	OR	OF1	CR	CF1	OR	OF1	CR	CF1	OR	OF1
ResNet-101	39.13	39.20	3.21	1.44	40.19	38.97	3.92	1.08	47.39	44.44	3.18	1.27
CNN	47.81	47.33	1.02	0.35	48.23	46.45	2.08	0.33	47.98	47.77	0.97	1.20
ADD-GCN	49.45	49.61	18.75	15.19	49.98	50.32	15.83	13.85	49.89	49.89	13.28	7.59
ASL	49.43	49.57	29.02	16.57	49.67	49.72	21.87	15.49	50.12	50.04	10.57	14.09
Q2L	31.80	31.48	8.19	1.59	32.04	30.89	8.21	1.47	32.91	32.51	8.04	1.30
TSFormer	48.63	46.11	9.24	1.91	48.92	46.02	9.10	1.87	48.86	46.25	8.25	1.75
C-Trans	49.89	49.83	9.23	2.13	49.99	49.78	8.76	2.11	49.92	49.56	7.43	2.05
StickerCLIP	49.59	50.51	1.33	1.93	50.81	51.05	3.57	3.334	51.31	51.26	5.63	3.87
CSRA	61.42	60.51	30.82	23.30	63.23	61.52	31.71	22.25	64.49	62.09	33.57	22.93
Swin	62.74	63.67	29.04	43.01	65.11	57.83	31.77	31.94	65.42	55.32	33.62	21.39
BeiT	62.40	64.68	29.91	43.92	65.42	58.79	32.02	31.55	66.11	55.80	34.70	20.69
CaiT	62.49	64.02	29.39	43.83	65.66	60.30	31.56	30.04	66.18	56.89	33.67	19.68
DeiT	62.19	64.58	30.03	44.75	65.04	61.67	32.31	32.56	66.15	61.64	34.38	24.67
ViT	62.20	64.58	30.01	44.74	65.89	62.69	33.03	33.56	66.85	62.35	34.41	26.34
LORA	63.45	65.87	29.45	42.97	66.46	62.38	32.42	33.32	65.89	62.75	34.12	24.37
MiniGPT4	8.97	14.89	1.42	2.31	8.80	14.32	2.78	2.07	8.69	13.23	2.99	1.74
LLaVA	9.22	15.32	1.56	2.45	9.45	15.43	3.08	2.54	9.55	14.07	3.02	2.74
Qwen-VL	9.43	15.81	1.76	2.58	9.98	16.19	3.04	3.24	10.25	16.07	3.65	3.08
Ours	68.69*	70.14*	32.50*	48.21*	70.17*	68.39*	37.19*	36.60*	71.85*	66.70*	38.72*	28.87*
-w/o LoR	64.32	67.04	30.43	45.29	66.13	66.69	34.16	34.10	68.01	63.39	35.86	25.86
-w/o prompt	65.01	68.91	31.05	46.36	67.98	67.02	35.22	34.96	69.73	64.62	36.99	27.56
-w/o penalty	67.02	68.32	31.91	46.96	68.12	67.89	36.30	35.67	69.64	64.71	36.67	27.38

Table 1: Performance (%) of various methods in our StickerTAG. **Bold** indicates the model with the best performance. We assert significance * if p -value < 0.05 under a t-test with the baseline models. w/o means without.

Att²PL employs Swin Transformer (Vaswani et al., 2017) as the image encoder, we apply a 1×1 convolution layer resulting in an output dimension of $3072 = 32 \times 32 \times 3$. For attribute-oriented description generation, we employ a 12-layer Multilingual BERT (Kenton and Toutanova, 2019) as the text encoder. We utilize Qwen-VL (Bai et al., 2023) for attribute-oriented description generation. For a fair comparison with other methods, we resized all images to $H \times W = 224 \times 224$ as input resolution in both training and test phases throughout all experiments. The optimization of Att²PL is done by AdamW (Kingma and Ba, 2014) with a learning rate of $1e^{-5}$, weight decay $1e^{-2}$, and the batch size 8 for maximally 20 epochs. All experiments are performed on Nvidia RTX-3090Ti GPU and our model is implemented in PyTorch³.

Metrics. To comprehensively evaluate performance, we adhere to the methodology of prior studies (Wang et al., 2016; Ge et al., 2018; Chen et al., 2019) and present metrics including average per-class recall (CR), F1 (CF1), and the average overall recall (OR), F1 (OF1). Additionally, we include results for top-1, top-3, and top-5 tags. Higher values across all metrics indicate superior performance. Tags for each sticker image are deemed positive if their predicted probabilities surpass 0.5.

5.2 Compared Methods

We adopt comprehensive mainstream models for multi-tag recognition, building upon our proposed StickerTAG dataset: (1) *Conventional methods*: CNN (Krizhevsky et al., 2012), ResNet-101 (He et al., 2016), ADD-GCN (Ye et al., 2020), ASL (Ridnik et al., 2021). (2) *Transformer-based methods*: Swin (Liu et al., 2021b), ViT (Dosovitskiy et al., 2020), BeiT (Bao et al., 2021), DeiT (Touvron et al., 2021a), CaiT (Touvron et al., 2021b), CSRA (Zhu and Wu, 2021), Q2L (Liu et al., 2021a), TSFormer (Zhu et al., 2022), C-Tran (Lanchantin et al., 2021), StickerCLIP (Zhao et al., 2023), and LORA (Liu et al., 2022). (3) *Multi-modal large language methods*: Mini-GPT4 (Zhu et al., 2023b), LLaVA (Liu et al., 2023b), Qwen-VL (Bai et al., 2023). For MLLMs, we list the tag set, present the sticker image, and prompt them with "Please select the most suitable tags for the above sticker."

5.3 Main Results

We examine the performance of our model and baselines in terms of each evaluation metric, as shown in Table 1. The experimental results indicate that the Att²PL approach largely achieves the best results. Moreover, the significance tests of our Att²PL over the baseline models demonstrate the effectiveness of our proposed method, present-

³<http://xxx.com>

ing a statistically significant improvement based on most evaluation metrics with p -value < 0.05 . We also observe that the performance of Top-1 is better than Top-5, and overall it is inferior to individual categories. This indicates that in a multi-tag scenario, the model finds it challenging to accurately select all tags correctly, highlighting the inherent difficulty of this task.

Analysis of Transformer-based methods.

Transformer models are based on the Transformer architecture, which is known for its self-attention mechanism, allowing the model to focus on different parts of the input sequence and weigh their importance concerning the current context. CSRA, the strongest baseline, generates class-specific features using a spatial attention score combined with class-agnostic average pooling, effectively capturing spatial distributions. However, these approaches are not well-suited for the multi-tag sticker recognition task due to their lack of consideration for sticker-specific characteristics, such as fine-grained visual and semantic features.

Analysis of multi-modal large language methods. We find that multi-modal large language models (MLLMs) perform suboptimally, particularly with long texts and numerous tags. MLLMs often struggle to fully grasp context and tend to prioritize initial tags, overlooking subsequent ones. This results in poor performance in multi-label tasks. In the future, exploring ways to leverage MLLMs to enhance the performance of multi-tag or extreme multi-label recognition tasks is a worthwhile pursuit. Strategies such as employing larger models for data augmentation or incorporating reasoning explanations could be considered.

Experiments on SER30K Datasets. We also apply our Att²PL method on the existing SER30K dataset, as shown in Table 2. LORA (Liu et al., 2022) captures local information in stickers through the attention mechanism. In contrast, our method not only focuses on local information but also explores the characteristics of stickers from different perspectives, delving deeper into their features to enhance classification performance.

5.4 Ablation Study

To understand the influence of each component of our framework, we further conduct an ablation study. As shown in Table 1, the performances of all ablation models are worse than that of Att²PL under all metrics, which demonstrates the necessity of each component in Att²PL. The most significant

Methods	Accuracy
TFN (Zadeh et al., 2017)	54.19
MCB (Gao et al., 2016)	58.18
PDANet-T (Zhao et al., 2019)	68.93
WSCNet-T (Yang et al., 2018)	69.45
LORA (Liu et al., 2022)	70.73
Ours	72.86

Table 2: Performance (%) of the recently proposed emotion recognition methods and our method on the SER30K dataset.

decrease in performance occurs when excluding LoR, highlighting its paramount importance in our method. LoR plays a crucial role in guiding the model to focus more on the crucial information within stickers. Despite the performance drop without LoR, the model still outperforms other baselines, indicating that both prompt and penalty contribute to enhancing model performance to a certain extent. Furthermore, the thoughtful design of the prompt, incorporating sticker-specific features, contributes to the robustness of our model. This suggests that attributes of stickers play a pivotal role in the effective tag recognition of stickers.

5.5 Effect of Local Re-attention Module

We further analyzed the feasibility and effectiveness of the LoR module from two perspectives and presented the results in Table 3. Initially, we replaced the LoR module with commonly used attention mechanisms, including spatial attention. We observed a slight degradation in model performance. Notably, the self-attention mechanism exhibited the poorest performance. This is attributed to the fact that our LoR design is based on the Swin Transformer, which inherently performs self-attention calculations on image patches. In comparison, spatial attention and channel attention showed relatively better performance.

We also explored various image encoders in LoR. It can be observed that our model achieves better performance when using ViT. This might be due to the ViT’s ability to capture global contextual information through self-attention in each image patch’s embedding, enhancing the model’s overall global perception when processing the entire image. Additionally, the LoR module designed in this paper is configured to deepen its focus on specific features and regions related to stickers, contributing to improved results. Furthermore, despite CaiT showing the least favorable performance as the image

Methods	Top-1				Top-3				Top-5			
	CR	CF1	OR	OF1	CR	CF1	OR	OF1	CR	CF1	OR	OF1
Ours	71.85	66.70	38.72	28.87	68.69	70.14	32.50	48.21	70.17	68.39	37.19	36.60
<i>Different attention mechanism compared with LoR</i>												
Spatial	69.44	62.88	37.87	26.51	66.98	68.45	31.20	47.01	68.13	66.43	35.38	34.78
Channel	68.66	62.15	35.33	24.76	65.64	67.58	30.64	46.13	67.17	65.84	35.03	33.64
Self	68.30	62.08	35.65	24.92	65.39	66.76	30.13	45.38	67.52	65.39	34.95	33.51
<i>Different backbone in LoR</i>												
CaiT	69.97	63.31	39.04	27.40	67.03	68.64	31.25	47.13	68.34	66.59	35.99	35.01
BeiT	71.32	65.54	43.23	31.56	67.81	69.42	32.08	47.76	69.79	67.85	37.08	35.97
DeiT	72.81	65.60	44.38	32.04	68.99	70.07	32.34	48.25	69.94	68.54	37.03	36.64
ViT	73.31	65.81	45.08	32.42	69.32	70.54	32.58	48.34	70.21	68.75	37.47	37.02

Table 3: Effect of Local Re-attention Module. "Spatial", "Channel", and "Self" represent spatial attention, channel attention, and self-attention, respectively.



Figure 5: Examples of stickers with ground truth tags and the predicted tags inferred by our Att²PL framework.

encoder, when considering this observation alongside Table 1, it becomes evident that our approach outperforms other baseline models.

5.6 Case Study

Several cases with ground truth tags and predicted tags inferred by our Att²PL approach are depicted in Figure 5. Upon observation of examples (a) and (c), it becomes evident that sticker features are predominantly manifested in actions and expressions, establishing a direct correlation with the associated tags. For instance, a crying expression could be associated with tags like "I'm too distressed" or "Feeling wronged", while the act of holding one's head and a contemplative facial expression may indicate tags such as "Thinking" or "I'll think about it". The proposed method efficiently guides the model's attention toward these crucial features, thereby improving recognition performance.

Error analysis. We also observed instances of incomplete recognition in example (b) of Figure 5 with our Att²PL model. While it successfully infers the sticker as the "Autistic" tag, it struggles to recognize other tags in more depth. This challenge primarily arises from learning the similarities between different tags in multi-tag sticker recog-

nition. Furthermore, for similar actions like the one representing the question "Why" in example (d), the model may mistakenly recognize it as the tag "I'll think about it". This highlights the difficulty in distinguishing between similar tags and expressions, which is inherent in this task.

6 Conclusion

Stickers can be interpreted differently by users in the real-world scenario, leading to a variety of associated tags. This paper introduces a StickerTAG dataset, comprising 461 tags and 13,571 sticker-tag pairs. Additionally, we present the Att²PL framework, specifically designed to tackle the distinct challenges of multi-tag sticker recognition. We first obtain the attribute-oriented descriptions from stickers based on four attributes. Next, we introduce a local re-attention module to focus on local information, followed by the application of prompt learning to guide the recognition process. Furthermore, we utilize confidence penalty optimization to penalize the confident output distributions. Our Att²PL method outperforms existing methods on our StickerTAG and SER30K dataset, emphasizing the necessity of incorporating stickers' distinctive characteristics into recognition tasks.

Limitations

Although the proposed approach yields promising results, there are still some limitations to be addressed, including: 1) Stickers exhibit diverse styles and expressions in real-world conversations, which may impact the effectiveness of tag recognition. 2) Distinguishing between similar tags remains a challenge, particularly in cases where subtle nuances in meaning are present. There is room for improvement in the model's fine-grained recognition capabilities, particularly in distinguishing between closely related concepts. Future research could delve into the stylistic variations of stickers and explore additional strategies to address the complexities of tag recognition, thereby enhancing the overall performance of the system.

Ethics Statement

The original copyright of all stickers belongs to the respective owners, and they are publicly available for academic use. The sticker sets can be freely accessed online. The annotations' copyright belongs to our group, and they will be released to the public free of charge. After consulting with legal advisors, the StickerTAG dataset is freely accessible online for academic purposes. However, commercial use and distribution to others without permission are strictly prohibited.

Our data collection process includes manual annotation. The annotated conversation corpus and sticker sets do not contain any personally sensitive information. The annotators received fair compensation for their annotation work.

References

- Jinze Bai, Shuai Bai, Shusheng Yang, Shijie Wang, Sinan Tan, Peng Wang, Junyang Lin, Chang Zhou, and Jingren Zhou. 2023. Qwen-vl: A frontier large vision-language model with versatile abilities. *arXiv preprint arXiv:2308.12966*.
- Hangbo Bao, Li Dong, Songhao Piao, and Furu Wei. 2021. Beit: Bert pre-training of image transformers. *arXiv preprint arXiv:2106.08254*.
- Zhao-Min Chen, Xiu-Shen Wei, Peng Wang, and Yanwen Guo. 2019. Multi-label image recognition with graph convolutional networks. In *Proceedings of the IEEE/CVF conference on computer vision and pattern recognition*, pages 5177–5186.
- Alexey Dosovitskiy, Lucas Beyer, Alexander Kolesnikov, Dirk Weissenborn, Xiaohua Zhai, Thomas Unterthiner, Mostafa Dehghani, Matthias Minderer, Georg Heigold, Sylvain Gelly, et al. 2020. An image is worth 16x16 words: Transformers for image recognition at scale. *arXiv preprint arXiv:2010.11929*.
- Yang Gao, Oscar Beijbom, Ning Zhang, and Trevor Darrell. 2016. Compact bilinear pooling. In *Proceedings of the IEEE conference on computer vision and pattern recognition*, pages 317–326.
- Feng Ge, Weizhao Li, Haopeng Ren, and Yi Cai. 2022. Towards exploiting sticker for multimodal sentiment analysis in social media: A new dataset and baseline. In *Proceedings of the 29th International Conference on Computational Linguistics*, pages 6795–6804.
- Weifeng Ge, Sibe Yang, and Yizhou Yu. 2018. Multi-evidence filtering and fusion for multi-label classification, object detection and semantic segmentation based on weakly supervised learning. In *Proceedings of the IEEE conference on computer vision and pattern recognition*, pages 1277–1286.
- Kaiming He, Xiangyu Zhang, Shaoqing Ren, and Jian Sun. 2016. Deep residual learning for image recognition. In *Proceedings of the IEEE conference on computer vision and pattern recognition*, pages 770–778.
- Kalpana D Joshi and Prakash S Nalwade. 2013. Modified k-means for better initial cluster centres. *International Journal of Computer Science and Mobile Computing*, 2(7):219–223.
- Tapas Kanungo, David M Mount, Nathan S Netanyahu, Christine D Piatko, Ruth Silverman, and Angela Y Wu. 2002. An efficient k-means clustering algorithm: Analysis and implementation. *IEEE transactions on pattern analysis and machine intelligence*, 24(7):881–892.
- Jacob Devlin Ming-Wei Chang Kenton and Lee Kristina Toutanova. 2019. Bert: Pre-training of deep bidirectional transformers for language understanding. In *Proceedings of naacL-HLT*, volume 1, page 2.
- Diederik P Kingma and Jimmy Ba. 2014. Adam: A method for stochastic optimization. *arXiv preprint arXiv:1412.6980*.
- Alex Krizhevsky, Ilya Sutskever, and Geoffrey E Hinton. 2012. Imagenet classification with deep convolutional neural networks. *Advances in neural information processing systems*, 25.
- Jack Lanchantin, Tianlu Wang, Vicente Ordonez, and Yanjun Qi. 2021. General multi-label image classification with transformers. In *Proceedings of the IEEE/CVF Conference on Computer Vision and Pattern Recognition*, pages 16478–16488.
- Haotian Liu, Chunyuan Li, Yuheng Li, and Yong Jae Lee. 2023a. Improved baselines with visual instruction tuning. *arXiv preprint arXiv:2310.03744*.

- Haotian Liu, Chunyuan Li, Qingyang Wu, and Yong Jae Lee. 2023b. Visual instruction tuning. *arXiv preprint arXiv:2304.08485*.
- Shengzhe Liu, Xin Zhang, and Jufeng Yang. 2022. Ser30k: A large-scale dataset for sticker emotion recognition. In *Proceedings of the 30th ACM International Conference on Multimedia*, pages 33–41.
- Shilong Liu, Lei Zhang, Xiao Yang, Hang Su, and Jun Zhu. 2021a. Query2label: A simple transformer way to multi-label classification. *arXiv preprint arXiv:2107.10834*.
- Ze Liu, Yutong Lin, Yue Cao, Han Hu, Yixuan Wei, Zheng Zhang, Stephen Lin, and Baining Guo. 2021b. Swin transformer: Hierarchical vision transformer using shifted windows. In *Proceedings of the IEEE/CVF international conference on computer vision*, pages 10012–10022.
- Tal Ridnik, Emanuel Ben-Baruch, Nadav Zamir, Asaf Noy, Itamar Friedman, Matan Protter, and Lih Zelnik-Manor. 2021. Asymmetric loss for multi-label classification. In *Proceedings of the IEEE/CVF International Conference on Computer Vision*, pages 82–91.
- Hugo Touvron, Matthieu Cord, Matthijs Douze, Francisco Massa, Alexandre Sablayrolles, and Hervé Jégou. 2021a. Training data-efficient image transformers & distillation through attention. In *International conference on machine learning*, pages 10347–10357. PMLR.
- Hugo Touvron, Matthieu Cord, Alexandre Sablayrolles, Gabriel Synnaeve, and Hervé Jégou. 2021b. Going deeper with image transformers. In *Proceedings of the IEEE/CVF international conference on computer vision*, pages 32–42.
- Ashish Vaswani, Noam Shazeer, Niki Parmar, Jakob Uszkoreit, Llion Jones, Aidan N Gomez, Łukasz Kaiser, and Illia Polosukhin. 2017. Attention is all you need. *Advances in neural information processing systems*, 30.
- Jiang Wang, Yi Yang, Junhua Mao, Zhiheng Huang, Chang Huang, and Wei Xu. 2016. Cnn-rnn: A unified framework for multi-label image classification. In *Proceedings of the IEEE conference on computer vision and pattern recognition*, pages 2285–2294.
- Jufeng Yang, Dongyu She, Yu-Kun Lai, Paul L Rosin, and Ming-Hsuan Yang. 2018. Weakly supervised coupled networks for visual sentiment analysis. In *Proceedings of the IEEE conference on computer vision and pattern recognition*, pages 7584–7592.
- Jin Ye, Junjun He, Xiaojiang Peng, Wenhao Wu, and Yu Qiao. 2020. Attention-driven dynamic graph convolutional network for multi-label image recognition. In *Computer Vision—ECCV 2020: 16th European Conference, Glasgow, UK, August 23–28, 2020, Proceedings, Part XXI 16*, pages 649–665. Springer.
- Amir Zadeh, Minghai Chen, Soujanya Poria, Erik Cambria, and Louis-Philippe Morency. 2017. Tensor fusion network for multimodal sentiment analysis. In *Proceedings of the 2017 Conference on Empirical Methods in Natural Language Processing*, pages 1103–1114.
- Sicheng Zhao, Zizhou Jia, Hui Chen, Leida Li, Guiguang Ding, and Kurt Keutzer. 2019. Pdanet: Polarity-consistent deep attention network for fine-grained visual emotion regression. In *Proceedings of the 27th ACM international conference on multimedia*, pages 192–201.
- Sijie Zhao, Yixiao Ge, Zhongang Qi, Lin Song, Xiaohan Ding, Zehua Xie, and Ying Shan. 2023. Sticker820k: Empowering interactive retrieval with stickers. *arXiv preprint arXiv:2306.06870*.
- Deyao Zhu, Jun Chen, Xiaoqian Shen, Xiang Li, and Mohamed Elhoseiny. 2023a. Minigpt-4: Enhancing vision-language understanding with advanced large language models. *arXiv preprint arXiv:2304.10592*.
- Deyao Zhu, Jun Chen, Xiaoqian Shen, Xiang Li, and Mohamed Elhoseiny. 2023b. Minigpt-4: Enhancing vision-language understanding with advanced large language models. *arXiv preprint arXiv:2304.10592*.
- Ke Zhu and Jianxin Wu. 2021. Residual attention: A simple but effective method for multi-label recognition. In *Proceedings of the IEEE/CVF International Conference on Computer Vision*, pages 184–193.
- Xuelin Zhu, Jiuxin Cao, Jiawei Ge, Weijia Liu, and Bo Liu. 2022. Two-stream transformer for multi-label image classification. In *Proceedings of the 30th ACM International Conference on Multimedia*, pages 3598–3607.