

Age of Computing: A Metric of Computation Freshness in Communication and Computation Cooperative Networks

Xingran Chen, *Member*, IEEE, Yusha Liu, *Member*, IEEE,
Yali Zheng, and Kun Yang, *Fellow*, IEEE

Abstract—In communication and computation cooperative networks (3CNs), timely computation is crucial but not always guaranteed. There is a strong demand for a computational task to be completed within a given time. The time taken involves both processing time and communication time. However, a measure of such timeliness in 3CNs is lacking. In this letter, we introduce the novel concept, Age of Computing (AoC), to capture computation freshness in 3CNs. We develop two methods for calculating this metric, applicable to a wide range of 3CNs. These calculations are applied to a queue-theoretic system comprising a task-initiating source, a task-executing computational node and a communication link, resulting in the derivation of two expressions for the AoC. Then a tight upper bound and a tight lower bound are derived. Subsequently, we investigate the communication-computation tradeoff and the AoC-delay tradeoff. While our models are simpler than their real-world counterparts, they provide comprehensive insight in understanding computation freshness in 3CNs and the relationships between computing and communications.

keywords: Age of Computing, Computation Freshness, Communication and Computation Cooperated Networks

I. INTRODUCTION

In the 6G era, emerging applications such as the Internet of Things (IoT), smart cities, and cyber-physical systems have significant demands for communication and computation cooperative networks (3CNs), which provide faster data processing, efficient resource utilization, and enhanced security [1]. 3CNs originated from mobile edge computing technology (MEC), which aims to complete computation-intensive and latency-critical tasks, with the paradigm deploying distributedly tons of billions of edge devices at the network edges [2]. Besides MEC, 3CNs include fog computing and computing power networks. Fog computing can be regarded as a generalization of MEC, where the definition of edge devices is broader than that in MEC [3]. Computing power networks refers to a broader concept of distributed computing networks, including edge, fog, and cloud computing [4].

In all 3CNs, there is *no* metric for capturing the freshness of computation. Recently, a noticeable metric, age of information (AoI), is proposed to describe the information freshness in communication networks [5]. However, applying the AoI in 3CNs is inappropriate because the AoI only reveals the latency in communication, while it cannot reflect the latency

in computation. In this letter, we propose a novel metric, called *age of computing* (AoC), to capture the computation freshness in 3CNs. A primary requirement in 3CNs is that computational tasks are processed as timely as possible and within the maximum acceptable threshold. Thus, the core idea of AoC is to combine the offloading penalty and delay penalty. The former is incurred by communication and processing of computational tasks, and the latter stems from delays of tasks exceeding the users' acceptance threshold, which is called the maximum acceptable threshold.

To the best of our knowledge, this is the *first* work to propose a concept to describe computation freshness in 3CNs. The contributions of this letter are listed below.

- We propose the concept of the AoC, which is a product of offloading penalty and delay penalty. The offloading penalty describes the cumulative latency incurred by communicating and processing of computational tasks, while the delay penalty introduces punishment for situations where the delay of a task exceeds the maximum acceptable threshold.
- Based on this concept, we derive two general expressions for time-average AoC in queue-theoretic first-come-first-served (FCFS) systems, which consist of task-initiating source, a task-executing computational node and a communication link. Utilizing the expressions, we establish a tight upper bound and a tight lower bound. The time-average AoC and bounds are functions of the maximum acceptable threshold, the delays, the interval between consecutive offloadings, and the interval between consecutive task completions.
- Applying the bounds of time-average AoC to M/M/1 systems, we elucidate two fundamental tradeoffs: the communication-computation tradeoff and the AoC-delay tradeoff. Regarding the communication-computation tradeoff, when the communication efficiency is significantly lower than the computation efficiency, the AoC (computation freshness) decreases with the communication efficiency because the computing power is being increasingly utilized; when the communication efficiency exceeds a certain ratio of computation efficiency, the AoC increases with the communication efficiency because the computation power is fully loaded. As for the AoC-delay tradeoff, with small delays, the AoC declines, while delays exceeding a certain threshold cause an increase in the AoC. The essential reason is that the AoC gauges system-

Xingran Chen, Yusha Liu, and Yali Zheng are with School of Information and Communication Engineering, University of Electronic Science and Technology of China, Sichuang, 611731, China (E-mail: {xingranc, yusha.liu, yalizheng}@uestc.edu.cn).

Kun Yang is with School of Computer Science and Electronic Engineering, University of Essex, Essex, CO4 3SQ, U.K (Email: kunyang@essex.ac.uk).

wide computation freshness, drawing from comprehensive system state, while delay measures individual task computation freshness, relying on instantaneous system state.

The remaining parts of this paper are organized as follows. Section II proposes and discusses the novel concept AoC. Section III derives the time-average AoC and the upper and lower bounds in queue-theoretic FCFS systems, and presents the communication-computation and AoC-delay tradeoffs. We numerically verify our theoretical results in Section IV and conclude this work in Section V.

II. AGE OF COMPUTING

In the section, we introduce the mathematical formulation of the novel concept, age of computing (AoC), which quantifies computation freshness within 3CNs. Consider a queue-theoretic system with a source and a computational node (see Fig. 1). First of all, we define *offloading* as the transfer of computational tasks from the source to the computational node. The source offloads tasks to the computational node, which subsequently processes them. We index computational tasks as $k = 1, 2, \dots$. Suppose the computational node is equipped with caching capabilities, when a task occupies the computational node, any newly arrived tasks must wait in the queue on the computational node's side.

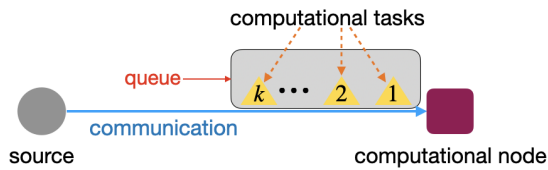


Fig. 1. An example of a queue-theoretic system with a source and a computational node.

Consider the k^{th} computational task: we denote the time when the offloading starts as t_k , the time when the processing completes as t'_k , and the *delay* of the task as $D_k = t'_k - t_k$.

Definition 1. (*task indices and timestamp*). In a system comprising a source and a computational node, the index of the most recently completed task at time t is

$$N(t) = \max\{k | t'_k \leq t\}. \quad (1)$$

and the timestamp of the most recently completed task is

$$u(t) = t_{N(t)}. \quad (2)$$

Definition 2. (*delay at every moment*). In the system defined in Definition 1, define the delay at time t as

$$d(t) = D_{N(t)}, \quad (3)$$

where $N(t)$ is defined in (1).

Remark 1. From Definition 2, the delay at time t represents the delay of the most recently completed task before and including time t .

Now, we formally describe the metric AoC. This metric is introduced to illustrate the concept of *fresh informative* computational tasks in 3CNs. Here, “informative” refers to tasks that (i) bring the latest offloading information and (ii) are completed within the maximum acceptable tolerant delay by users.

Definition 3. (*Age of Computing - AoC*). In the system defined in Definition 1, the age of computing is defined as the random process

$$\Theta(t) = h(t) \times \psi(t), \quad (4)$$

where $h(t)$ is the offloading penalty function

$$h(t) = t - u(t), \quad (5)$$

and $\psi(t)$ is the delay penalty function

$$\psi(t) = 1_{\{d(t) \leq \tau\}} + \theta \cdot 1_{\{d(t) > \tau\}}. \quad (6)$$

In (5), $u(t)$ is defined in (2). In (6), $d(t)$ is defined in (3), $\theta > 1$ is the penalty coefficient, and $\tau > 0$ is the maximum acceptable threshold.

From Definition 3, the AoC $\Theta(t)$ comprises two components: the offloading penalty $h(t)$ and the delay penalty $\psi(t)$. To enhance understanding of $\Theta(t)$, we delve into insights behind (4), (5) and (6) as follows.

The offloading penalty function $h(t)$ (see (5)) reflects the freshness of offloading. If the k^{th} task has a later offloading start time, i.e., t_k is not far from t'_k , then $h(t)$ has a substantial downward jump at time t'_k , otherwise, it exhibits a slight downward jump. It is worth noting that although $h(t)$ and the age of information (AoI, refer to [5]) have similar formulas, they are *fundamentally distinct* in terms of their physical interpretations. Specifically, $h(t)$ quantifies, at any moment, the time elapsed since the last completed task began offloading. Thus, $h(t)$ encompasses both the cumulative transmission latency and the cumulative processing latency, whereas the AoI only captures the former. In some circumstances, fewer fresh tasks may be more useless. To address this, we modify the offloading penalty function to be non-linear rather than linear,

$$h(t) = \exp(a(t - u(t))), \quad (7)$$

where $a > 0$ is a real number.

The delay penalty function $\psi(t)$ (see (6)) comprises two disjoint events. $1_{\{d(t) > \tau\}}$ indicates that the delay of the most recently completed task exceeds the maximum acceptable threshold, while $1_{\{d(t) \leq \tau\}}$ represents the opposite case. Here, τ is an exogenous coefficient, which is determined by users' requirements. If a task fails to meet the maximum acceptable threshold, it loses its value to users, thereby incurring greater penalty ($\theta > 1$). In certain circumstances, as the delay exceeds the maximum acceptable threshold, the penalty increases proportionally. Thus, we modify the delay penalty function as

$$\psi(t) = 1_{\{d(t) \leq \tau\}} + \theta \cdot (1 + d(t) - \tau) \cdot 1_{\{d(t) > \tau\}}. \quad (8)$$

The term $1 + d(t) - \tau$ suggests that the delay penalty increases as the delay exceeds the maximum acceptable threshold.

The curve of AoC (see (4)) is depicted in Fig. 2. Consider the $(k-1)^{th}$ and k^{th} tasks. The $(k-1)^{th}$ task is completed within the maximum acceptable threshold, causing the AoC (see (4)) drops to $\Theta(t'_{k-1}) = t'_{k-1} - t_{k-1}$ at time t'_{k-1} . The delay of the k^{th} task exceeds the maximum acceptable threshold, so the AoC drops to $\Theta(t'_k) = \theta(t'_k - t_k)$ at time t'_k .

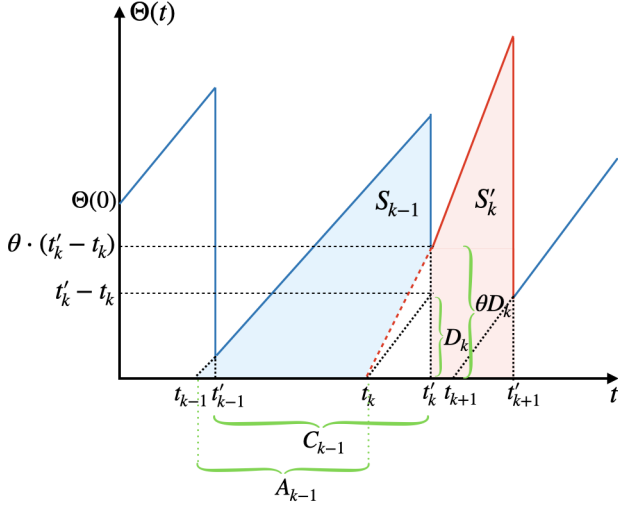


Fig. 2. The curve of AoC.

III. THEORETICAL RESULTS FOR TIME-AVERAGE AOC

To uncover theoretical insights of the AoC, we investigate the AoC in queue-theoretic systems. The discipline of queuing is characterized by *first-come-first-served (FCFS)*. In the rest of this section, we analyze the time-average AoC using scenarios outlined in [6].

A. System Model

On the source side, computational tasks are offloaded via a stochastic process characterized by an average rate of λ . The interval between consecutive offloadings, denoted by $A_k = t_{k+1} - t_k$, has the expectation $\mathbb{E}[A_k] = \frac{1}{\lambda}$. At the computational node side, the storage of the tasks at the queue is instantaneous [6]. Upon arrival, each task is processed at an average rate of μ . We assume that λ is the *maximum* offloading rate constrained by communication resources (e.g., bandwidth) in the network, while μ is the *maximum* processing rate constrained by computation resources. Thus, λ can be interpreted as the communication efficiency, and μ as the computation efficiency.

Let $\rho = \lambda/\mu$, where ρ signifies the communication-computation relative efficiency. A small ρ ($\rho \rightarrow 0$) indicates limited communication resources in the network compared to computation resources, resulting in minimal consumption of computation power. A large ρ ($\rho \rightarrow 1$) suggests abundant communication resources relative to computation resources, leading to nearly full utilization of computation capacity. According to queuing theory [7], the system is stable when

$0 \leq \rho < 1$; otherwise, the length of the queue explodes with time, rendering the system unstable.

Consider an observation interval $[0, \mathcal{T}]$. According to Definition 1, the index of the last task is denoted by $N(\mathcal{T})$, so $t'_{N(\mathcal{T})} \leq \mathcal{T}$. Denote the interval between consecutive task completions as $C_k = t'_{k+1} - t'_k$.

B. Average AoC

In this subsection, we give two general expressions for AoC through graphical argument, one for determining an upper bound, and the other for determining a tight lower bound. In the interval $[0, \mathcal{T}]$, the time-average AoC can be calculated by

$$\Theta_{\mathcal{T}} = \frac{1}{\mathcal{T}} \int_0^{\mathcal{T}} \Theta(t) dt. \quad (9)$$

Since the integral in (9) equals the area under $\Theta(t)$, $\Theta_{\mathcal{T}}$ can be rewritten as a sum of disjoint geometric parts. Thus we use two graphical arguments to compute $\Theta_{\mathcal{T}}$.

The first decomposition is to decompose the whole area into disjoint $\{S_k\}_k$ (see Fig. 2). From (5) and (6), for $1 \leq k \leq N(\mathcal{T}) - 1$, we can obtain the expression of S_k as

$$S_k = \frac{(A_k + D_{k+1})^2}{2} f_k(\tau, \theta) - \frac{D_{k+1}^2}{2} f_{k+1}(\tau, \theta). \quad (10)$$

where $f_k(\tau, \theta) = \theta \cdot 1_{\{D_k > \tau\}} + 1_{\{D_k \leq \tau\}}$. We adjust the notation a little by defining S_0 and $S_{N(\mathcal{T})}$ as the areas beneath the curve $\Theta(t)$ associated with the interval $[0, t_1)$ and $[t_{N(\mathcal{T})}, \mathcal{T}]$, respectively.

The second decomposition is to alternatively decompose the whole area into disjoint right trapezoids $\{S'_k\}_k$ (see Fig. 2). For $1 \leq k \leq N(\mathcal{T}) - 1$, denote

$$S'_k = \int_{t'_k}^{t'_{k+1}} \Theta(t) dt = (D_k C_k + C_k^2/2) f_k(\tau, \theta). \quad (11)$$

We adjust the notation a little by defining $S'_0 = \int_0^{t'_1} \Theta(t) dt$ and $S'_{N(\mathcal{T})} = \int_{t'_{N(\mathcal{T})}}^{\mathcal{T}} \Theta(t) dt$.

Substituting (10) and (11) into (9), we have

$$\Theta_{\mathcal{T}} = \frac{1}{\mathcal{T}} \sum_{k=0}^{N(\mathcal{T})} S_k = \frac{1}{\mathcal{T}} \sum_{k=0}^{N(\mathcal{T})} S'_k. \quad (12)$$

Let $\Theta_{\text{AoC}} = \lim_{\mathcal{T} \rightarrow \infty} \Theta_{\mathcal{T}}$, and with the proof in Appendix A, (12) is changed to

$$\Theta_{\text{AoC}} = \frac{\mathbb{E}[S_k]}{\mathbb{E}[A_k]} = \frac{\mathbb{E}[S'_k]}{\mathbb{E}[A_k]}. \quad (13)$$

In the following theorem, we give the two general expressions for Θ_{AoC} .

Theorem 1. Given any τ and θ , the general expressions of Θ_{AoC} are given by

$$\Theta_{\text{AoC}} = \frac{1}{\mathbb{E}[A_k]} \left(\mathbb{E}\left[\frac{A_k^2}{2}\right] \mathbb{E}[f_k(\tau, \theta)] + \mathbb{E}[(A_k D_{k+1} f_k(\tau, \theta)] \right. \\ \left. + \mathbb{E}\left[\frac{D_{k+1}^2}{2} f_k(\tau, \theta)\right] - \mathbb{E}\left[\frac{D_{k+1}^2}{2} f_{k+1}(\tau, \theta)\right] \right), \quad (14)$$

or

$$\Theta_{AoC} = \frac{1}{\mathbb{E}[A_k]} \left(\theta \mathbb{E}[(D_k C_k + C_k^2/2) 1_{\{D_k > \tau\}}] + \mathbb{E}[(D_k C_k + C_k^2/2) 1_{\{D_k \leq \tau\}}] \right) \quad (15)$$

Proof. The proof is given in Appendix B. \square

In general, finding the closed form of Θ_{AoC} is *non-trivial* to find, even in the point-to-point systems. In (14), D_{k+1} and A_k are correlated and D_k and D_{k+1} are correlated as well. In (15), C_k and D_k are correlated. These correlations result in complex calculation of Θ_{AoC} . Therefore, we offer a general upper bound and a general upper bound and a tight lower bound for Θ_{AoC} in Theorem 2.

Theorem 2. Denote $q_\tau = \Pr(D_k \leq \tau)$, $g_\tau = \theta(1 - q_\tau) + q_\tau$, and $h_\tau = \max\{\theta(1 - q_\tau), q_\tau\}$. The time-average Θ_{AoC} is upper bounded by

$$\Theta_{UB} = \frac{g_\tau \mathbb{E}[\frac{A_k^2}{2}] + \theta \mathbb{E}[A_k D_{k+1}]}{\mathbb{E}[A_k]}, \quad (16)$$

and is lower bounded by

$$\Theta_{LB} = h_\tau \frac{\mathbb{E}[\frac{A_k^2}{2}] + \mathbb{E}[A_k D_{k+1}]}{\mathbb{E}[A_k]}. \quad (17)$$

The equality holds in (16) when $\tau = 0$, and the equalith holds in (17) when $\tau \rightarrow \infty$ and $\tau = 0$,

$$\begin{aligned} \Theta_{AoC}|_{\{\tau=0\}} &= \Theta_{UB}|_{\{\tau=0\}} = \Theta_{LB}|_{\{\tau=0\}} \\ &= \theta \frac{\mathbb{E}[\frac{A_k^2}{2}] + \mathbb{E}[A_k D_{k+1}]}{\mathbb{E}[A_k]}. \end{aligned} \quad (18)$$

$$\lim_{\tau \rightarrow \infty} \Theta_{AoC} = \lim_{\tau \rightarrow \infty} \Theta_{LB} = \frac{\mathbb{E}[\frac{A_k^2}{2}] + \mathbb{E}[A_k D_{k+1}]}{\mathbb{E}[A_k]}. \quad (19)$$

Proof. The proof is given in Appendix C. \square

In scenarios where users are latency-sensitive (τ is small), both upper and lower bounds effectively approximate Θ_{AoC} . However, when users are more tolerant of delays (τ is large), the lower bound Θ_{LB} serves as an accurate approximation of Θ_{AoC} .

C. Tradeoffs

Now, we aim to reveal two fundamental tradeoffs: the communication-computation tradeoff and the AoC-delay tradeoff. To ensure analytical tractability, we focus on M/M/1 systems, although the framework can be extended to analyze other systems as well. The analysis of the time-average AoC is clearly difficult due to the correlations in (C_k, D_k) , (D_k, D_{k+1}) , and (A_k, D_{k+1}) even in M/M/1 systems, here we will proceed by providing theoretical results in the upper bound in (16) and the lower bound (17).

As discussed in Section III-A, the ratio ρ represents the relative efficiency of communication to computation. The tradeoff between communication and computation is analyzed using this ratio.

Theorem 3. (Communication-Computing Tradeoff) In M/M/1 FCFS systems, let μ be fixed, denote $g(\rho) = 1 - e^{-\mu(1-\rho)\tau} + \theta e^{-\mu(1-\rho)\tau}$ and $h(\rho) = \max\{\theta e^{-\mu(1-\rho)\tau}, 1 - e^{-\mu(1-\rho)\tau}\}$.

(1) The upper bound Θ_{UB} is expressed by

$$\Theta_{UB} = \frac{1}{\mu} \left(\frac{g(\rho)}{\rho} + \theta + \frac{\theta \rho^2}{1 - \rho} \right), \quad (20)$$

there is a unique minimum point ρ_{UB}^* in $(0, 1)$, such that Θ_{UB} decreases with ρ for $\rho \leq \rho_{UB}^*$, and increases with ρ otherwise.

(2) The lower bound Θ_{LB} is expressed by

$$\Theta_{LB} = \frac{h(\rho)}{\mu} \left(1 + \frac{1}{\rho} + \frac{\rho^2}{1 - \rho} \right), \quad (21)$$

there is a unique minimum point ρ_{LB}^* in $(0, 1)$ when $\tau \rightarrow \infty$, such that $\lim_{\tau \rightarrow \infty} \Theta_{LB}$ decreases with ρ for $\rho \leq \rho_{LB}^*$, and increases with ρ otherwise.

Proof. The proof is given in Appendix D. \square

Theorem 3 elucidates the communication-computation tradeoff. Note that μ is fixed, when $\rho \leq \rho_{UB}^*$ (respectively, $\rho \leq \rho_{LB}^*$), an increase in ρ implies an increase in communication efficiency, indicating that more tasks are offloaded to and processed at the computational node. This leads to improved computation freshness, resulting in a decreased upper bound Θ_{UB} (respectively, limit lower bound $\lim_{\tau \rightarrow \infty} \Theta_{LB}$). However, when $\rho > \rho_{UB}^*$ (respectively, $\rho > \rho_{LB}^*$), the continued rise in communication efficiency causes the computational node to become fully loaded, leading to a backlog of tasks in the queue. This congestion adversely affects computation freshness, leading to an increase in the upper bound Θ_{UB} (respectively, the limit lower bound $\lim_{\tau \rightarrow \infty} \Theta_{LB}$).

Denote $\bar{D} = \mathbb{E}[D_k]$, according to [7], $\bar{D} = \frac{1}{\mu(1-\rho)}$. We investigate the AoC-delay tradeoff in Theorem 4, with the proof provided in Appendix E.

Theorem 4. (AoC-Delay Tradeoff) In M/M/1 FCFS systems, with μ fixed, Θ_{UB} (respectively, $\lim_{\tau \rightarrow \infty} \Theta_{LB}$) decreases with \bar{D} when $\bar{D} \leq \frac{1}{\mu(1-\rho_{UB}^*)}$ (respectively, $\bar{D} \leq \frac{1}{\mu(1-\rho_{LB}^*)}$), and increases with \bar{D} otherwise.

In Theorem 4, the upper bound Θ_{UB} (respectively, the limit lower bound $\lim_{\tau \rightarrow \infty} \Theta_{LB}$) reveals a tradeoff between the average AoC and the delay \bar{D} . Let μ be fixed, when ρ is small, indicating low communication efficiency compared to computation efficiency, tasks are processed as soon as it arrives at the computational node since the queue is empty. Consequently, the delay is small, but the upper bound Θ_{UB} (respectively, the limit lower bound Θ_{LB}) may be large due to the fact that the arrived task was offloaded a long time ago. Conversely, when ρ is large, many tasks wait in the queue, resulting in a large delay and a large Θ_{UB} (respectively, $\lim_{\tau \rightarrow \infty} \Theta_{LB}$).

IV. SIMULATIONS

In this section, we verify our findings through simulations. Let $\mu = 1$, $\lambda \in [0.2, 0.8]$, $\tau \in \{8, 15, 30\}$, and $\theta = 2$.

In Fig. 3, we investigate the communication-computation tradeoff under different τ in M/M/1 FCFS systems. All the the upper bounds, lower bounds, and time-average AoC have the same trends with respect to ρ , which coincides with Theorem 3. As discussed in Section III-C, when ρ is small, the AoC (and the bounds) decreases with ρ because more tasks are offloaded to and processed at the computational node. Conversely, when ρ exceeds a certain threshold, the AoC (and the bounds) increases with ρ due to the overloaded computational power and a backlog of tasks in the queue. Additionally, when τ is small, both the upper and lower bounds increasingly approximate the AoC, whereas when τ is large, the lower bound becomes a more accurate approximation of the AoC. This coincides with Theorem 3 as well. Finally, we observe that the AoC decreases with τ . This is because more tasks are completed within the maximum acceptable threshold, resulting in a smaller AoC in the system.

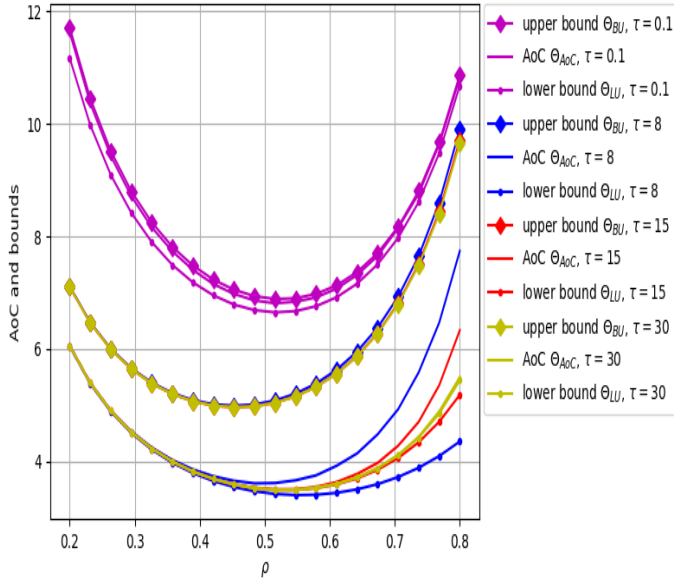


Fig. 3. The communication-computing tradeoff under different pairs of (τ, θ) in M/M/1 FCFS systems.

In Fig. 4, we explore the AoC-delay tradeoff when $\tau = 15$. When the delay is small, task duration within the system is short. With a fixed computing efficiency μ , AoC (and the bounds) is large as task offloading from the source occurs infrequently. On the other hand, when the delay is large, the queue becomes congested due to numerous tasks, resulting in a large AoC (and the bounds) as well. The essence of the tradeoff lies in AoC's ability to gauge system-wide computation freshness, drawing from comprehensive queuing state information, while delay measures individual task computation freshness, relying on instantaneous queuing state information.

V. CONCLUSION

In this letter, we initially introduce the concept of AoC to mathematically describe computation freshness. Subsequently, we derive two general expressions of the time-average AoC

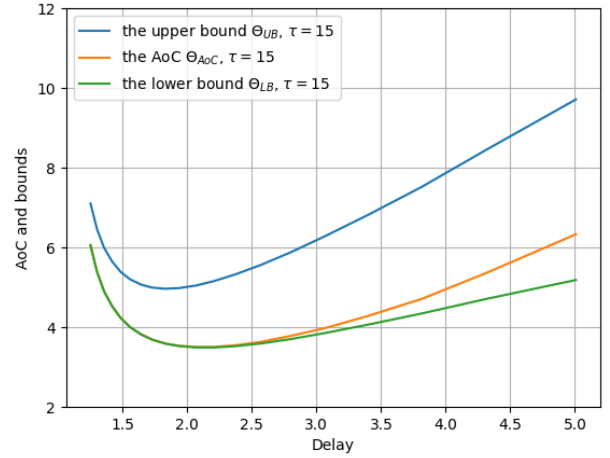


Fig. 4. The AoC-delay tradeoffs in M/M/1 FCFS systems.

in queuing-theoretic FCFS networks with one source and one computational node. By utilizing the expressions of AoC, we provide an upper bound and a tight lower bound. In M/M/1 systems, we theoretically illustrate two fundamental tradeoffs in 3CNs: the communication-computation tradeoff and the AoC-delay tradeoff. The numerical results serve to validate our theoretical findings. There are two primary future research directions: 1) deriving and analyzing the time-average AoC in practical scenarios involving complex graphs, such as sequential dependency graphs, parallel dependency graphs, and general dependency graphs [1]; 2) identifying optimal AoC-based resource management policies in 3CNs.

REFERENCES

- [1] Y. Mao, C. You, J. Zhang, and et. al, "A Survey on Mobile Edge Computing: The Communication Perspective," *IEEE Communications Surveys and Tutorials*, vol. 19, no. 4, pp. 2322–2358, 2017.
- [2] W. Shi, J. Cao, Q. Zhang, and et. al, "Edge Computing: Vision and Challenges," *IEEE Internet of Things Journal*, vol. 3, no. 5, pp. 637–646, 2016.
- [3] *Fog computing and its role in the internet of things*. New York, NY, USA: Association for Computing Machinery, 2012.
- [4] X. Tang, C. Cao, and Y. Wang, "Computing power network: The architecture of convergence of computing and networking towards 6G requirement," *China Communications*, vol. 18, no. 2, pp. 175–185, 2021.
- [5] A. Kosta, N. Pappas and V. Angelakis, "Age of Information: A New Concept, Metric, and Tool," *Foundations and Trends in Networking*, vol. 12, no. 3, pp. 162 – 259, 2017.
- [6] S. Kaul, R. Yates, and M. Gruteser, "Real-Time Status: How Often Should One Update?" in *IEEE International Conference on Computer Communications*, 2012.
- [7] R. Nelson, *Probability, stochastic processes, and queueing theory: the mathematics of computer performance modeling*. Springer-Verlag New York, Inc., 1995.
- [8] X. Chen, Y. Liu, Y. Zheng, and K. Yang, "Age of Computing: A Metric of Computation Freshness in Communication and Computation Cooperated Networks," arXiv, Mar 2024.
- [9] Y. Rinott and M. Pollak, "A stochastic ordering induced by a concept of positive dependence and monotonicity of asymptotic test sizes," *The Annals of Statistics*, vol. 8, no. 1, pp. 190 – 198, 1980.

APPENDIX A
PROOF OF (13)

Recall that C_k is the interval between consecutive task completions, we call it the inter-departure time. Based on Definition 2, the delays of tasks $\{D_k\}_k$ and the inter-departure time $\{C_k\}_k$ are identical, respectively. Moreover, from the definition of A_k , the sequence $\{A_k\}_k$ is independent and identical (i.i.d.), hence the sequences $\{S_k\}_k$ and $\{S'_k\}_k$ are identical as well, respectively. Recalling (13), Θ_{AoC} can be re-written as

$$\begin{aligned}\Theta_{\text{AoC}} &= \lim_{\mathcal{T} \rightarrow \infty} \left(\frac{S_0 + S_{N(\mathcal{T})+1}}{\mathcal{T}} + \frac{1}{\mathcal{T}} \sum_{k=1}^{N(\mathcal{T})} S_k \right) \\ &= \lim_{\mathcal{T} \rightarrow \infty} \frac{N(\mathcal{T})}{\mathcal{T}} \frac{1}{N(\mathcal{T})} \sum_{k=1}^{N(\mathcal{T})} S_k \\ &\stackrel{(a)}{=} \lambda \mathbb{E}[S_k] \stackrel{(b)}{=} \frac{\mathbb{E}[S_k]}{\mathbb{E}[A_k]},\end{aligned}$$

where (a) holds because $\lambda = \lim_{\mathcal{T} \rightarrow \infty} \frac{N(\mathcal{T})}{\mathcal{T}}$ and the Law of Large Numbers, and (b) holds because $\mathbb{E}[A_k] = 1/\lambda$. The same proof holds for $\Theta_{\text{AoC}} = \frac{\mathbb{E}[S'_k]}{\mathbb{E}[A_k]}$ by replacing S_k with S'_k directly.

APPENDIX B
PROOF OF THEOREM 1

We first prove (14). Taking expectation on both sides of (10), we obtain

$$\begin{aligned}\mathbb{E}[S_k] &= \mathbb{E}\left[\frac{(A_k + D_{k+1})^2}{2} f_k(\tau, \theta)\right] - \mathbb{E}\left[\frac{D_{k+1}^2}{2} f_{k+1}(\tau, \theta)\right] \\ &= \mathbb{E}\left[\frac{A_k^2}{2} f_k(\tau, \theta)\right] + \mathbb{E}\left[\left(A_k D_{k+1} + \frac{D_{k+1}^2}{2}\right) f_k(\tau, \theta)\right] \\ &\quad - \mathbb{E}\left[\frac{D_{k+1}^2}{2} f_{k+1}(\tau, \theta)\right] \\ &\triangleq E_1 - \mathbb{E}\left[\frac{D_{k+1}^2}{2} f_{k+1}(\tau, \theta)\right].\end{aligned}\tag{22}$$

We now focus on E_1 . Recall that A_k is the inter-arrival time between the k^{th} and $(k+1)^{\text{th}}$ tasks, and D_k is the delay of the k^{th} packet, then A_k and D_k are independent of each other, so

$$E_1 = \mathbb{E}\left[\frac{A_k^2}{2}\right] \mathbb{E}[f_k(\tau, \theta)] + \mathbb{E}\left[\left(A_k D_{k+1} + \frac{D_{k+1}^2}{2}\right) f_k(\tau, \theta)\right].\tag{23}$$

Substituting (23) into (22), we have

$$\begin{aligned}\mathbb{E}[S_k] &= \mathbb{E}\left[\frac{A_k^2}{2}\right] \mathbb{E}[f_k(\tau, \theta)] + \mathbb{E}[A_k D_{k+1} f_k(\tau, \theta)] \\ &\quad + \mathbb{E}\left[\frac{D_{k+1}^2}{2} f_k(\tau, \theta)\right] - \mathbb{E}\left[\frac{D_{k+1}^2}{2} f_{k+1}(\tau, \theta)\right].\end{aligned}\tag{24}$$

Substituting (24) into (13), we obtain (14).

We then prove (15). Taking expectation on both sides of (11), we obtain

$$\mathbb{E}[S'_k] = \mathbb{E}[(C_k D_k + C_{k+1}^2/2) f_k(\tau, \theta)].\tag{25}$$

Substituting $f_k(\tau, \theta) = \theta \cdot 1_{\{D_k > \tau\}} + 1_{\{D_k \leq \tau\}}$ into (25), we arrive at (15).

APPENDIX C
PROOF OF THEOREM 2

Step 1. We prove the upper bound (16). By modifying (14), we have

$$\begin{aligned}\Theta_{\text{AoC}} &= \frac{1}{\mathbb{E}[A_k]} \left(\mathbb{E}\left[\frac{A_k^2}{2}\right] \mathbb{E}[f_k(\tau, \theta)] + \mathbb{E}[(A_k D_{k+1} f_k(\tau, \theta)] \right. \\ &\quad \left. + \mathbb{E}\left[\frac{D_{k+1}^2}{2} f_k(\tau, \theta)\right] - \mathbb{E}\left[\frac{D_{k+1}^2}{2} f_{k+1}(\tau, \theta)\right] \right) \\ &\triangleq \frac{1}{\mathbb{E}[A_k]} (X_1 + X_2 + X_3),\end{aligned}$$

where

$$\begin{aligned}X_1 &= \mathbb{E}\left[\frac{A_k^2}{2}\right] \mathbb{E}[f_k(\tau, \theta)], \\ X_2 &= \mathbb{E}[A_k D_{k+1} f_k(\tau, \theta)], \\ X_3 &= \mathbb{E}\left[\frac{D_{k+1}^2}{2} f_k(\tau, \theta)\right] - \mathbb{E}\left[\frac{D_{k+1}^2}{2} f_{k+1}(\tau, \theta)\right].\end{aligned}$$

Taking expectation of $f_k(\tau, \theta)$, we get

$$\mathbb{E}[f_k(\tau, \theta)] = \theta(1 - q_\tau) + q_\tau = g_\tau.\tag{26}$$

Substituting (26) into X_1 , we have

$$X_1 = g_\tau \mathbb{E}\left[\frac{A_k^2}{2}\right].\tag{27}$$

Since $f_k(\tau, \theta) \leq \theta 1_{\{D_k > \tau\}} + \theta 1_{\{D_k \leq \tau\}} = \theta$, X_2 is upper bounded by

$$X_2 \leq \theta \mathbb{E}[A_k D_{k+1}].\tag{28}$$

Manipulating $f_k(\tau, \theta)$, we get

$$f_k(\tau, \theta) = 1 + (\theta - 1) 1_{\{D_k > \tau\}}.\tag{29}$$

Substituting (29) into X_3 , we have

$$X_3 = \mathbb{E}\left[\frac{D_{k+1}^2}{2} 1_{\{D_k > \tau\}}\right] - \mathbb{E}\left[\frac{D_{k+1}^2}{2} 1_{\{D_{k+1} > \tau\}}\right].\tag{30}$$

Given that D_k is the delay of the k^{th} task and has a finite second moment in a stationary system, and that D_k and D_{k+1} are consecutive delays, then they are positive correlated, by [9, eqn. (3)], we have $\mathbb{E}\left[\frac{D_{k+1}^2}{2} 1_{\{D_k > \tau\}}\right] \leq \mathbb{E}\left[\frac{D_{k+1}^2}{2} 1_{\{D_{k+1} > \tau\}}\right]$, which means that $X_3 \leq 0$. In summary,

$$\begin{aligned}\Theta_{\text{AoC}} &= X_1 + X_2 + X_3 \\ &\leq (\theta(1 - q_\tau) + q_\tau) \mathbb{E}\left[\frac{A_k^2}{2}\right] + \theta \mathbb{E}[A_k D_{k+1}] + 0,\end{aligned}$$

which results in (16).

Step 2. We prove the lower bound (17). By modifying (15), if we want to prove

$$\begin{aligned}Y_0 &\triangleq \theta \mathbb{E}[(D_k C_k + C_k^2/2) 1_{\{D_k > \tau\}}] \\ &\quad + \mathbb{E}[(D_k C_k + C_k^2/2) 1_{\{D_k \leq \tau\}}] \\ &\geq \max\{\theta(1 - q_\tau), q_\tau\} \mathbb{E}[(D_k C_k + C_k^2/2)],\end{aligned}\tag{31}$$

it suffices to prove two separate inequalities: $Y_0 \geq \theta(1 - q_\tau)\mathbb{E}[(D_k C_k + C_k^2/2)]$ and $Y_0 \geq q_\tau\mathbb{E}[(D_k C_k + C_k^2/2)]$. For the former inequality,

$$\begin{aligned} Y_0 &\geq \theta\mathbb{E}[(D_k C_k + C_k^2/2)1_{\{D_k > \tau\}}] \\ &= \theta \Pr(D_k > \tau)\mathbb{E}[(D_k C_k + C_k^2/2)|D_k > \tau] \\ &\geq \theta \Pr(D_k > \tau)\mathbb{E}[(D_k C_k + C_k^2/2)] \\ &= \theta(1 - q_\tau)\mathbb{E}[(D_k C_k + C_k^2/2)]. \end{aligned} \quad (32)$$

For the latter inequality, after some algebra, Y_0 is re-written as

$$\begin{aligned} Y_0 &= (\theta - 1)\mathbb{E}[(D_k C_k + C_k^2/2)1_{\{D_k > \tau\}}] + \mathbb{E}[(D_k C_k + C_k^2/2)] \\ &\geq (\theta - 1)\mathbb{E}[(D_k C_k + C_k^2/2)1_{\{D_k > \tau\}}] \\ &\quad + q_\tau\mathbb{E}[(D_k C_k + C_k^2/2)] \\ &\geq q_\tau\mathbb{E}[(D_k C_k + C_k^2/2)] \end{aligned} \quad (33)$$

due to $\theta > 1$. Based on (32) and (33), we complete the proof of (31).

Next, we need to prove $\mathbb{E}[C_k^2/2] + \mathbb{E}[D_k C_k] = \mathbb{E}[A_k^2/2] + \mathbb{E}[A_k D_{k+1}]$. In fact, let us consider an extreme case where $\theta = 1$. In this case, we denote the counterparts of A_k , D_k , C_k , S_k , and Θ_{AoC} as A_k^0 , D_k^0 , C_k^0 , S_k^0 , and Θ_{AoC}^0 , respectively. From the definitions of A_k , D_k , and C_k , it is obvious that A_k^0 , D_k^0 , and C_k^0 have the same distributions as A_k , D_k , and C_k , respectively. Note that $\psi(t)$ in (6) is reduced to $\psi^0(t) = 1$ for all t , $\Theta(t)$ in (4) is reduced to $\Theta^0(t) = t - u(t)$. Therefore, S_k in (11) is reduced to $S_k^0 = \frac{1}{2}(D_k^0 + D_k^0 + C_k^0) \cdot C_k^0$, and via (13),

$$\Theta_{\text{AoC}}^0 = \frac{(\mathbb{E}[D_k^0 C_k^0] + \frac{\mathbb{E}[(C_k^0)^2]}{2})}{\mathbb{E}[A_k^0]}. \quad (34)$$

Note that $\Theta^0(t) = t - u(t)$ has the same formula as the AoI in [6], then Θ_{AoC}^0 in (34) has another closed form

$$\Theta_{\text{AoC}}^0 = \frac{\mathbb{E}[A_k^0 D_{k+1}^0] + \frac{\mathbb{E}[(A_k^0)^2]}{2}}{\mathbb{E}[A_k^0]}. \quad (35)$$

Note that A_k^0 is the inter-arrival process, which follows an exponential distribution with parameter λ . Comparing with (34) and (35), we have $\mathbb{E}[C_k^2/2] + \mathbb{E}[D_k C_k] = \mathbb{E}[A_k^2/2] + \mathbb{E}[A_k D_{k+1}]$.

Step 3. We prove the limit (??). Let $\tau \rightarrow \infty$, for any k and θ , $\lim_{\tau \rightarrow \infty} f_k(\tau, \theta) = 1$, $\lim_{\tau \rightarrow \infty} q_\tau = 1$, and $\lim_{\tau \rightarrow \infty} h_\tau = 1$. Note that the sequences $\{D_k\}$ are identical, so substituting $\lim_{\tau \rightarrow \infty} f_k(\tau, \theta) = 1$ into (14), and $\lim_{\tau \rightarrow \infty} h_\tau = 1$ into (17), respectively, we obtain (??).

APPENDIX D PROOF OF THEOREM 3

Step 1. We provide the expression of Θ_{UB} , and prove the uniqueness and existence of the minimum point ρ_{UB}^* . According to [6], we have

$$\mathbb{E}[A_k] = 1/\lambda, \quad \mathbb{E}[A_k^2/2] = 1/\lambda^2, \quad (36)$$

$$\mathbb{E}[D_{k+1} A_k] = \frac{1}{\mu^2 \rho} + \frac{\rho}{\mu^2(1-\rho)}. \quad (37)$$

Substituting (36) and (37) into (16), we obtain (20).

To demonstrate the uniqueness and existence of the minimum point ρ_{UB}^* , we need show the function Θ_{UB} is convex (in terms of ρ) in the interval $(0, 1)$. Equivalently, we need to show the second derivative of Θ_{UB} is positive. It is easy to verify

$$\begin{aligned} \frac{\partial^2 \Theta_{\text{UB}}}{\partial \rho^2} &= \frac{1}{\mu} \cdot \frac{g''(\rho)\rho^3 - 2g'(\rho)\rho^2 + 2g(\rho)\rho}{\rho^4} \\ &\quad + \frac{\theta}{\mu} \cdot \frac{2(1-\rho)^3 + 2(1-\rho)(2\rho - \rho^2)}{(1-\rho)^4}. \end{aligned} \quad (38)$$

Since $\rho \in [0, 1]$, the second term in (38) is non-negative, thus we only need to focus on the first term. By calculation, we have

$$g'(\rho) = \mu\tau(g(\rho) - 1) \quad (39)$$

$$g''(\rho) = (\mu\tau)^2(g(\rho) - 1) \quad (40)$$

From (39) and (40) into the first term, we have

$$\begin{aligned} &\frac{1}{\mu} \cdot \frac{g''(\rho)\rho^3 - 2g'(\rho)\rho^2 + 2g(\rho)\rho}{\rho^4} \\ &= \frac{1}{\mu\rho^3} \left((\mu\tau)^2 \rho^2 (g(\rho) - 1) - 2\mu\tau(g(\rho) - 1)\rho + 2g(\rho) \right). \end{aligned} \quad (41)$$

Since $g(\rho) > 1$, then (41) is modified to

$$\begin{aligned} &\frac{1}{\mu} \cdot \frac{g''(\rho)\rho^3 - 2g'(\rho)\rho^2 + 2g(\rho)\rho}{\rho^4} \\ &\geq \frac{g(\rho) - 1}{\mu\rho^3} ((\mu\tau)^2 \rho^2 - 2\mu\tau\rho + 2) \\ &= \frac{g(\rho) - 1}{\mu\rho^3} ((\mu\tau\rho - 1)^2 + 1) \geq 0. \end{aligned} \quad (42)$$

Substituting (42) into (38), the second derivative of Θ_{UB} is non-negative in $[0, 1]$, so it is convex in terms of ρ , thus there exists a unique minimum point.

Step 2. We provide the expression of Θ_{LB} , and prove the uniqueness and existence of the minimum point ρ_{LB}^* . Substituting (36) and (37) into (17), we obtain (21). Let $\tau \rightarrow \infty$, $\lim_{\tau \rightarrow \infty} h(\rho) = 1$, then

$$\lim_{\tau \rightarrow \infty} \Theta_{\text{LB}} = \frac{1}{\mu} \left(1 + \frac{1}{\rho} + \frac{\rho^2}{1-\rho} \right). \quad (43)$$

By calculation, we have

$$\frac{\partial^2 \lim_{\tau \rightarrow \infty} \Theta_{\text{LB}}}{\partial \rho^2} = \frac{2}{\rho^3} + \frac{2}{1-\rho} + \frac{2\rho(2-\rho)}{(1-\rho)^3} > 0. \quad (44)$$

It is evident that $\lim_{\tau \rightarrow \infty} \Theta_{\text{LB}}$ is convex in $\rho \in (0, 1)$, thus there exists a unique minimum point.

APPENDIX E PROOF OF THEOREM 4

Since $\bar{D} = \frac{1}{\mu(1-\rho)}$, \bar{D} increases with ρ when $0 < \rho < 1$. By algebraic manipulation, we find $\rho = 1 - \frac{1}{\mu\bar{D}}$, indicating that ρ increases with \bar{D} . Let $D^* = \frac{1}{\mu(1-\rho_{\text{UB}}^*)}$. Therefore, when $\bar{D} \leq D^*$ (or equivalently $\rho \leq \rho_{\text{UB}}^*$), ρ increases with \bar{D}

but Θ_{UB} decreases with ρ , resulting in Θ_{UB} decreases with \bar{D} ; when $\bar{D} > D^*$ (or equivalently $\rho > \rho_{UB}^*$), ρ increases with \bar{D} and Θ_{UB} increases with ρ , leading to Θ_{UB} increases with \bar{D} . The proof holds for Θ_{LB} as well, we only need to replace $(\Theta_{LB}, \rho_{UB}^*)$ with $(\Theta_{UB}, \rho_{LB}^*)$ directly. This completes the proof.