

---

# SPEAR: Exact Gradient Inversion of Batches in Federated Learning

---

Dimitar I. Dimitrov<sup>†</sup>, Maximilian Baader<sup>†</sup>, Mark Niklas Müller<sup>†‡</sup>, Martin Vechev<sup>†</sup>

<sup>†</sup> ETH Zurich      <sup>‡</sup> LogicStar.ai

{dimitadi, mbaader, mark.mueller, martin.vechev}@inf.ethz.ch

## Abstract

Federated learning is a framework for collaborative machine learning where clients only share gradient updates and not their private data with a server. However, it was recently shown that gradient inversion attacks can reconstruct this data from the shared gradients. In the important honest-but-curious setting, existing attacks enable exact reconstruction only for batch size of  $b = 1$ , with larger batches permitting only approximate reconstruction. In this work, we propose SPEAR, *the first algorithm reconstructing whole batches with  $b > 1$  exactly*. SPEAR combines insights into the explicit low-rank structure of gradients with a sampling-based algorithm. Crucially, we leverage ReLU-induced gradient sparsity to precisely filter out large numbers of incorrect samples, making a final reconstruction step tractable. We provide an efficient GPU implementation for fully connected networks and show that it recovers high-dimensional ImageNet inputs in batches of up to  $b \lesssim 25$  exactly while scaling to large networks. Finally, we show theoretically that much larger batches can be reconstructed with high probability given exponential time.

## 1 Introduction

**Federated learning** has emerged as the dominant paradigm for training machine learning models collaboratively without sharing sensitive data [2]. Instead, a central server sends the current model to all clients which then send back gradients computed on their private data. The server aggregates the gradients and uses them to update the model. Using this approach sensitive data never leaves the clients’ machines, aligning it better with data privacy regulations such as the General Data Protection Regulation (GDPR) and California Consumer Privacy Act (CCPA).




Figure 1: A sample of four images from a batch of  $b = 20$ , reconstructed using our SPEAR (top) or the prior state-of-the-art Geiping et al. [1] (mid), compared to the ground truth (bottom).

**Gradient Inversion Attacks** Recent work has shown that an honest-but-curious server can use the shared gradient updates to recover the sensitive client data [3, 4]. However, while *exact* reconstruction was shown to be possible for batch sizes of  $b = 1$  [5, 6], it was assumed to be infeasible for larger batches. This led to a line of research on approximate methods that sacrificed reconstruction quality in order to recover batches of  $b > 1$  inputs [7, 8, 9]. In this paper we challenge this fundamental assumption and, for the first time, show that exact reconstruction is possible for batch sizes  $b > 1$ .

**This Work: Exact Reconstruction of Batches** We propose the *first gradient inversion attack reconstructing inputs exactly for batch sizes  $b > 1$*  in the honest-but-curious setting. In Fig. 1, we show the resulting reconstructions versus approximate methods [1] for a batch of  $b = 20$  images.

Our approach leverages two key properties of gradient updates in fully connected ReLU networks: First, these gradients have a specific *low-rank structure* due to small batch sizes  $b \ll n, m$  compared to the input dimensionality  $n$  and the hidden dimension  $m$ . Second, the (unknown) gradients with respect to the inputs of the first ReLU layer are sparse due to the ReLU function itself. We now combine these properties with ideas from sparsely-used dictionary learning Spielman et al. [10] to propose a sampling-based algorithm, called SPEAR (**S**parsity **E**xploiting **A**ctivation **R**ecovery) and show that it succeeds with high probability for  $b < m$ . While SPEAR scales exponentially with batch size  $b$ , we provide a highly parallelized GPU implementation of SPEAR, which empirically allows us to reconstruct batches of size up to  $b \lesssim 25$  exactly even for large inputs (IMAGENET) and networks (widths up to 2000 and depths up to 9) in around one minute.

**Main Contributions:**

- The first method to theoretically show that *exactly reconstruction* of complete batches of size  $b > 1$  in the honest-but-curious setting is possible.
- SPEAR: an algorithm that leverages *low rankness* and ReLU-induced *sparsity of gradients* in sampling-based algorithm for exact gradient inversion that succeeds with high probability.
- A highly parallelized GPU implementation of SPEAR, which we empirically demonstrate to be effective across a wide range of settings.

**2 Method Overview**

We first introduce our setting before giving a high-level overview of our attack SPEAR, whose sketch is shown in Fig. 2.

**Setting** We consider a neural network  $f$  containing a linear layer  $z = \mathbf{W}\mathbf{x} + \mathbf{b}$  followed by ReLU activations  $\mathbf{y} = \text{ReLU}(z)$  trained with a loss function  $\mathcal{L}$ . Let now  $\mathbf{X} \in \mathbb{R}^{n \times b}$  be a batch of  $b$  inputs to the linear layer  $\mathbf{Z} = \mathbf{W}\mathbf{X} + (\mathbf{b} | \dots | \mathbf{b})$ , with weights  $\mathbf{W} \in \mathbb{R}^{m \times n}$ , bias  $\mathbf{b} \in \mathbb{R}^m$  and output  $\mathbf{Z} \in \mathbb{R}^{m \times b}$ . Further, let  $\mathbf{Y} \in \mathbb{R}^{m \times b}$  be the result of applying the ReLU activation to  $\mathbf{Z}$ , i.e.,  $\mathbf{Y} = \text{ReLU}(\mathbf{Z})$  and assume  $b \leq m, n$ . The goal of SPEAR is to recover the inputs  $\mathbf{X}$  (up to permutation) given the gradients  $\frac{\partial \mathcal{L}}{\partial \mathbf{W}}$  and  $\frac{\partial \mathcal{L}}{\partial \mathbf{b}}$  (see Fig. 2, i).

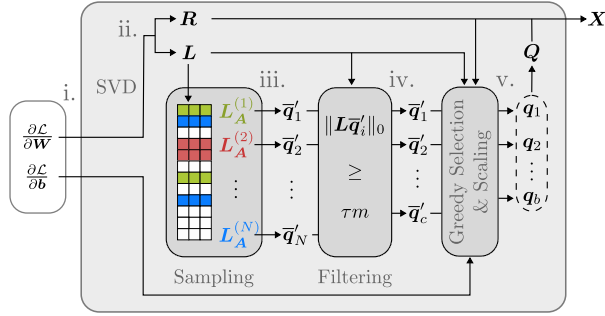


Figure 2: Overview of SPEAR. The gradient  $\frac{\partial \mathcal{L}}{\partial \mathbf{W}}$  is decomposed to  $\mathbf{R}$  and  $\mathbf{L}$ . Sampling gives  $N$  proposal directions, which we filter down to  $c$  candidates via a sparsity criterion with threshold  $\tau * m$ . A greedy selection method selects batchsize  $b$  directions. Scale recovery via  $\frac{\partial \mathcal{L}}{\partial \mathbf{b}}$  returns the disaggregation matrix  $\mathbf{Q}$  and thus the inputs  $\mathbf{X}$ .

**Low-Rank Decomposition** We first show that the weight gradient  $\frac{\partial \mathcal{L}}{\partial \mathbf{W}} = \frac{\partial \mathcal{L}}{\partial \mathbf{Z}} \mathbf{X}^\top$  naturally has a low rank  $b \leq m, n$  (Theorem 3.1) and can therefore be decomposed as  $\frac{\partial \mathcal{L}}{\partial \mathbf{W}} = \mathbf{L}\mathbf{R}$  with  $\mathbf{L} \in \mathbb{R}^{m \times b}$  and  $\mathbf{R} \in \mathbb{R}^{b \times n}$  using SVD (Fig. 2, ii). We then prove the existence disaggregation matrix  $\mathbf{Q} = (\mathbf{q}_1 | \dots | \mathbf{q}_b) \in \text{GL}_b(\mathbb{R})$ , allowing us to express the inputs as  $\mathbf{X}^\top = \mathbf{Q}^{-1}\mathbf{R}$  and activation gradients as  $\frac{\partial \mathcal{L}}{\partial \mathbf{Z}} = \mathbf{L}\mathbf{Q}$  (Theorem 3.2). Next, we leverage the sparsity of  $\frac{\partial \mathcal{L}}{\partial \mathbf{Z}}$  to recover  $\mathbf{Q}$  exactly.

**ReLU Induced Sparsity** We show that ReLU layers induce sparse activation gradients  $\frac{\partial \mathcal{L}}{\partial \mathbf{Z}}$  (Sec. 3.2). We then leverage this sparsity to show that, with high probability, there exist submatrices  $\mathbf{L}_A \in \mathbb{R}^{(b-1) \times b}$  of  $\mathbf{L}$ , such that their kernel is an unscaled column  $\bar{\mathbf{q}}_i$  of our disaggregation matrix  $\mathbf{Q}$ , i.e.,  $\ker(\mathbf{L}_A) = \text{span}(\bar{\mathbf{q}}_i)$ , for all  $i \in \{1, \dots, b\}$  (Theorem 3.3). Given these unscaled columns  $\bar{\mathbf{q}}_i$ , we recover their scale by leveraging the bias gradient  $\frac{\partial \mathcal{L}}{\partial \mathbf{b}}$  (Theorem 3.5).

**Sampling and Filtering Directions** To identify the submatrices  $\mathbf{L}_A$  of  $\mathbf{L}$  which induce the directions  $\bar{\mathbf{q}}_i$ , we propose a sampling approach (Sec. 4.1): We randomly sample  $b - 1$  rows of  $\mathbf{L}$  to obtain an  $\mathbf{L}_A$  and thus proposal direction  $\bar{\mathbf{q}}_i' = \ker(\mathbf{L}_A)$  (Fig. 2 iii). Crucially, the product  $\mathbf{L}\bar{\mathbf{q}}_i' = \frac{\partial \mathcal{L}}{\partial \mathbf{z}_i}$  recovers a column of the sparse activation gradient  $\frac{\partial \mathcal{L}}{\partial \mathbf{Z}}$  for correct directions  $\bar{\mathbf{q}}_i'$  and a dense linear combination of such columns for incorrect ones. This sparsity gap allows the large number  $N$  of proposal directions obtained from submatrices  $\mathbf{L}_A$  to be filtered to  $c \gtrsim b$  unique candidates (Fig. 2 iv).

**Greedy Direction Selection** We now have to select the correct  $b$  directions from our set of  $c$  candidates (Fig. 2, v). To this end, we build an initial solution  $Q'$  from the  $b$  directions inducing the highest sparsity in  $\frac{\partial \mathcal{L}'}{\partial Z'} = LQ'$ . To assess the quality of this solution  $Q'$ , we introduce the sparsity matching score  $\sigma$  which measures how well the sparsity of the activation gradients  $\frac{\partial \mathcal{L}'}{\partial Z'}$  matches the ReLU activation pattern induced by the reconstructed input  $X'^T = Q'^{-1}R$ . Finally, we greedily optimize  $Q'$  to maximize the sparsity matching score, by iteratively replacing an element  $q'_i$  of  $Q'$  with the candidate direction  $q'_j$  yielding the greatest improvement in  $\sigma$  until convergence. We can then validate the resulting input  $X^T = Q^{-1}R$  by checking whether it induces the correct gradients. We formalize this as Alg. 1 in Sec. 5 and show that it succeeds with high probability for  $b < m$ .

### 3 Gradient Inversion via Sparsity and Low-Rankness

In this section, we will demonstrate that both low rankness and sparsity arise naturally for gradients of fully connected ReLU networks and explain theoretically how we recover  $X$ . Specifically, in Sec. 3.1, we first argue that  $\frac{\partial \mathcal{L}}{\partial W} = \frac{\partial \mathcal{L}}{\partial Z} X^T$  follows directly from the chain rule. We then show that for every decomposition  $\frac{\partial \mathcal{L}}{\partial W} = LR$ , there exists an unknown disaggregation matrix  $Q$  allowing us to reconstruct  $X^T = Q^{-1}R$  and  $\frac{\partial \mathcal{L}}{\partial Z} = LQ$ . The remainder of the section then focuses on recovering  $Q$ . To this end, we show in Sec. 3.2 that ReLU layers induce sparsity in  $\frac{\partial \mathcal{L}}{\partial Z}$ , which we then leveraged in Sec. 3.3 to reconstruct the columns of  $Q$  up to scale. Finally, in Sec. 3.4, we show how the scale of  $Q$ 's columns can be recovered from  $\frac{\partial \mathcal{L}}{\partial b}$ . Unless otherwise noted, we defer all proofs to App. B.

#### 3.1 Explicit Low-Rank Representation of $\frac{\partial \mathcal{L}}{\partial W}$

We first show that the weight gradients  $\frac{\partial \mathcal{L}}{\partial W}$  can be written as follows:

**Theorem 3.1.** *The network's gradient w.r.t. the weights  $W$  can be represented as the matrix product:*

$$\frac{\partial \mathcal{L}}{\partial W} = \frac{\partial \mathcal{L}}{\partial Z} X^T. \quad (1)$$

For batch sizes  $b \leq n, m$ , the dimensionalities of  $\frac{\partial \mathcal{L}}{\partial Z} \in \mathbb{R}^{m \times b}$  and  $X \in \mathbb{R}^{n \times b}$  in Eq. 1 directly yield that the rank of  $\frac{\partial \mathcal{L}}{\partial W}$  is at most  $b$ . This confirms the observations of Kariyappa et al. [9] and shows that  $X$  and  $\frac{\partial \mathcal{L}}{\partial Z}$  correspond to a specific low-rank decomposition of  $\frac{\partial \mathcal{L}}{\partial W}$ .

To actually find this decomposition and thus recover  $X$ , we first consider an arbitrary decomposition of the form  $\frac{\partial \mathcal{L}}{\partial W} = LR$ , where  $L \in \mathbb{R}^{m \times b}$  and  $R \in \mathbb{R}^{b \times n}$  are of maximal rank. We chose the decomposition obtained via the reduced SVD decomposition of  $\frac{\partial \mathcal{L}}{\partial W} = USV$  by setting  $L = US^{\frac{1}{2}}$  and  $R = S^{\frac{1}{2}}V$ , where  $U \in \mathbb{R}^{n \times b}$ ,  $S \in \mathbb{R}^{b \times b}$  and  $V \in \mathbb{R}^{b \times n}$ . We now show that there exists a unique disaggregation matrix  $Q$  recovering  $X$  and  $\frac{\partial \mathcal{L}}{\partial Z}$  from  $L$  and  $R$ :

**Theorem 3.2.** *If the gradient  $\frac{\partial \mathcal{L}}{\partial Z}$  and the input matrix  $X$  are of full-rank and  $b \leq n, m$ , then there exists a unique matrix  $Q \in \mathbb{R}^{b \times b}$  of full-rank s.t.  $\frac{\partial \mathcal{L}}{\partial Z} = LQ$  and  $X^T = Q^{-1}R$ .*

Theorem 3.2 is a direct application of Lemma B.1 shown in App. B — a general linear algebra result stating that under most circumstances different low-rank matrix decompositions can be transformed into each other via a unique invertible matrix. Crucially, this implies that recovering the input  $X$  and the gradient  $\frac{\partial \mathcal{L}}{\partial Z}$  matrices is equivalent to obtaining the unique disaggregation matrix  $Q$ . Next, we show how the ReLU-induced sparsity patterns in  $\frac{\partial \mathcal{L}}{\partial Z}$  or  $X$  can be leveraged to recover  $Q$  exactly.

#### 3.2 ReLU-Induced Sparsity

ReLU activation layers can induce sparsity both in the gradient  $\frac{\partial \mathcal{L}}{\partial Z}$  (if the ReLU activation succeeds the considered linear layer) or in the input (if the ReLU activation precedes the linear layer).

**Gradient Sparsity** If a ReLU activation succeeds the linear layer, i.e.,  $Y = \text{ReLU}(Z)$ , we have  $\frac{\partial \mathcal{L}}{\partial Z} = \frac{\partial \mathcal{L}}{\partial Y} \odot \mathbb{1}_{[Z>0]}$ , where  $\odot$  is the elementwise multiplication and  $\mathbb{1}_{[Z>0]}$  is a matrix of 0s and 1s with each entry indicating if the corresponding entry in  $Z$  is positive. At initialization, roughly half of the entries in  $Z$  are positive, making  $\frac{\partial \mathcal{L}}{\partial Z}$  sparse with  $\sim 0.5$  of the entries = 0.

**Input Sparsity** ReLUs also introduce sparsity if the linear layer in question is preceded by a ReLU activation. Here,  $\mathbf{X} = \text{ReLU}(\tilde{\mathbf{Z}})$  will again be sparse with  $\sim 0.5$  of the entries = 0 at initialization.

Note that for all but the first and the last layer of a fully connected network, we have sparsity in both,  $\mathbf{X}$  and  $\frac{\partial \mathcal{L}}{\partial \mathbf{Z}}$ . Due to the symmetry of their formulas in Theorem 3.2, our method can be applied in all three arising sparsity settings. In the remainder of this work, we assume w.l.o.g. that only  $\frac{\partial \mathcal{L}}{\partial \mathbf{Z}}$  is sparse, corresponding to the first layer of a fully connected network. We now describe how to leverage this sparsity to compute the disaggregation matrix  $\mathbf{Q}$  and thus recover the input batch  $\mathbf{X}$ .

### 3.3 Breaking Aggregation through Sparsity

Our exact recovery algorithm for the disaggregation matrix  $\mathbf{Q}$  is based on the following insight:

If we can construct two submatrices  $\mathbf{A} \in \mathbb{R}^{b-1 \times b}$  and  $\mathbf{L}_A \in \mathbb{R}^{b-1 \times b}$  by choosing  $b-1$  rows with the same indices from  $\frac{\partial \mathcal{L}}{\partial \mathbf{Z}}$  and  $\mathbf{L}$ , respectively, such that  $\mathbf{A}$  has full rank and an all-zero  $i^{\text{th}}$  column, then the kernel  $\ker(\mathbf{L}_A)$  of  $\mathbf{L}_A$  contains a column  $\mathbf{q}_i$  of  $\mathbf{Q}$  up to scale. We formalize this as follows:

**Theorem 3.3.** *Let  $\mathbf{A} \in \mathbb{R}^{b-1 \times b}$  be a submatrix of  $\frac{\partial \mathcal{L}}{\partial \mathbf{Z}}$  s.t. its  $i^{\text{th}}$  column is  $\mathbf{0}$  for some  $i \in \{1, \dots, b\}$ . Further, let  $\frac{\partial \mathcal{L}}{\partial \mathbf{Z}}$ ,  $\mathbf{X}$ , and  $\mathbf{A}$  be of full rank and  $\mathbf{Q}$  be as in Theorem 3.2. Then, there exists a full-rank submatrix  $\mathbf{L}_A \in \mathbb{R}^{b-1 \times b}$  of  $\mathbf{L}$  s.t.  $\text{span}(\mathbf{q}_i) = \ker(\mathbf{L}_A)$  for the  $i^{\text{th}}$  column  $\mathbf{q}_i$  of  $\mathbf{Q} = (\mathbf{q}_1 | \dots | \mathbf{q}_b)$ .*

*Proof.* Pick an  $i \in \{1, \dots, b\}$ . By assumption, there exists a submatrix  $\mathbf{A} \in \mathbb{R}^{b-1 \times b}$  of  $\frac{\partial \mathcal{L}}{\partial \mathbf{Z}}$  of rank  $b-1$  whose  $i^{\text{th}}$  column is  $\mathbf{0}$ . To construct  $\mathbf{L}_A$ , we take rows from  $\mathbf{L}$  with indices corresponding to  $\mathbf{A}$ 's row indices in  $\frac{\partial \mathcal{L}}{\partial \mathbf{Z}}$ . As  $\frac{\partial \mathcal{L}}{\partial \mathbf{Z}}$  and  $\mathbf{X}$  have full rank, by Theorem 3.2, we know that  $\frac{\partial \mathcal{L}}{\partial \mathbf{Z}} = \mathbf{L}\mathbf{Q}$ , and hence  $\mathbf{A} = \mathbf{L}_A\mathbf{Q}$ . Multiplying from the right with  $\mathbf{e}_i$  yields  $0 = \mathbf{A}\mathbf{e}_i = \mathbf{L}_A\mathbf{Q}\mathbf{e}_i = \mathbf{L}_A\mathbf{q}_i$ , and hence  $\ker(\mathbf{L}_A) \supseteq \text{span}(\mathbf{q}_i)$ . Further, as  $\text{rank}(\mathbf{A}) = b-1$  and  $\text{rank}(\mathbf{Q}) = b$ , we have that  $\text{rank}(\mathbf{L}_A) = b-1$ . By the rank-nullity theorem  $\dim(\ker(\mathbf{L}_A)) = 1$  and hence  $\ker(\mathbf{L}_A) = \text{span}(\mathbf{q}_i)$ .  $\square$

As  $\frac{\partial \mathcal{L}}{\partial \mathbf{Z}}$  is not known a priori, we can not simply search for such a set of rows. Instead, we have to sample submatrices  $\mathbf{L}_A$  of  $\mathbf{L}$  at random and then filter them using the approach discussed in Sec. 4. However, we will show in Sec. 5.2 that we will find suitable submatrices with high probability for  $b < m$  due to the sparsity of  $\frac{\partial \mathcal{L}}{\partial \mathbf{Z}}$  and the large number  $\binom{m}{b-1}$  of possible submatrices. We will now discuss how to recover the scale of the columns  $\mathbf{q}_i$  given their unscaled directions  $\bar{\mathbf{q}}_i$  forming  $\bar{\mathbf{Q}}$ .

### 3.4 Obtaining $\mathbf{Q}$ : Recovering the Scale of columns in $\bar{\mathbf{Q}}$

Given a set of  $b$  correct directions  $\bar{\mathbf{Q}} = (\bar{\mathbf{q}}_1 | \dots | \bar{\mathbf{q}}_b)$ , we can recover their scale, enabling us to reconstruct  $\mathbf{X}$ , as follows. We first represent the correctly scaled columns as  $\mathbf{q}_i = c_i \cdot \bar{\mathbf{q}}_i$  with the unknown scale parameters  $c_i \in \mathbb{R}$ . Now, recovering the scale is equivalent to computing all  $c_i$ . To this end, we leverage the gradient w.r.t. the bias  $\frac{\partial \mathcal{L}}{\partial \mathbf{b}}$ :

**Theorem 3.4.** *The gradient w.r.t. the bias  $\mathbf{b}$  can be written in the form  $\frac{\partial \mathcal{L}}{\partial \mathbf{b}} = \frac{\partial \mathcal{L}}{\partial \mathbf{Z}} \begin{bmatrix} 1 \\ \vdots \\ 1 \end{bmatrix}$ .*

Thus, the coefficients  $c_i$  can be calculated as:

**Theorem 3.5.** *For any left inverse  $\mathbf{L}^{-L}$  of  $\mathbf{L}$ , we have  $\begin{bmatrix} c_1 \\ \vdots \\ c_b \end{bmatrix} = \bar{\mathbf{Q}}^{-1} \mathbf{L}^{-L} \frac{\partial \mathcal{L}}{\partial \mathbf{b}}$*

Theorem 3.5 allows us to directly obtain the true matrix  $\mathbf{Q} = \bar{\mathbf{Q}} \text{diag}(c_1, \dots, c_b)$  from the unscaled matrix  $\bar{\mathbf{Q}}$ . We now discuss how to recover  $\bar{\mathbf{Q}}$  via sampling and filtering candidate directions  $\bar{\mathbf{q}}_i$ .

## 4 Efficient Filtering and Validation of Candidates

In the previous section, we saw that given the correct selection of submatrices  $\mathbf{L}_A$ , we can recover  $\mathbf{Q}$  directly. However, we do not know how to pick  $\mathbf{L}_A$  a priori. To solve this, we rely on a sampling approach: We first randomly sample submatrices  $\mathbf{L}_A$  of  $\mathbf{L}$  and corresponding direction candidates  $\bar{\mathbf{q}}^l$  spanning  $\ker(\mathbf{L}_A)$ . However, checking whether  $\bar{\mathbf{q}}^l$  is a valid direction is not straightforward as we do not know  $\frac{\partial \mathcal{L}}{\partial \mathbf{Z}}$  and hence can not observe  $\mathbf{A}$  directly as reconstructing  $\frac{\partial \mathcal{L}}{\partial \mathbf{Z}} = \mathbf{L}\mathbf{Q}$  requires the full  $\mathbf{Q}$ .

To address this, we filter the majority of wrong proposals  $\bar{q}'$  using deduplication and a sparsity-based criterion (Sec. 4.1), leaving us with a set of candidate directions  $\mathcal{C} = \{\bar{q}'_j\}_{j \in \{1, \dots, c\}}$ . We then select the correct directions in  $\mathcal{C}$  greedily based on a novel sparsity matching score (Sec. 4.2).

#### 4.1 Efficient Filtering of Directions $\bar{q}'$

**Filtering Mixtures via Sparsity** It is highly likely ( $p = (1 - \frac{1}{2^{b-\tau}})^b$ ) that a random submatrix of  $\mathbf{L}$  will not correspond to an  $\mathbf{A}$  with any  $\mathbf{0}$  column. We filter these directions by leveraging the following insight. The kernel of such submatrices is spanned by a linear combination  $\bar{q}' = \sum_i \alpha_i \bar{q}_i$ . Thus  $\mathbf{L}\bar{q}'$  will be a linear combination of sparse columns of  $\frac{\partial \mathcal{L}}{\partial \mathbf{Z}}$ . As this sparsity structure is random, linear combinations will have much lower sparsity with high probability. We thus discard all candidates  $\bar{q}'$  with sparsity of  $\mathbf{L}\bar{q}'$  below a threshold  $\tau$ , chosen to make the probability of falsely rejecting a correct direction  $p_{fr}(\tau, m) = \frac{1}{2^m} \sum_{i=0}^{\lfloor m \cdot \tau \rfloor} \binom{m}{i}$ , obtained from the cumulative distribution function of the binomial distribution, small. For example for  $m = 400$  and  $p_{fr}(\tau, m) < 10^{-5}$ , we have  $\tau = 0.395$ . We obtain the candidate pool  $\mathcal{C} = \{\bar{q}'_j\}_{j \in \{1, \dots, c\}}$  from all samples that were not filtered this way.

**Filtering Duplicates** As it is highly likely to have multiple full-rank submatrices  $\mathbf{A}$ , whose  $i^{\text{th}}$  column is  $\mathbf{0}$ , we expect to sample the same proposal  $\bar{q}'_i$  multiple times. We remove these duplicates to substantially reduce our search space.

#### 4.2 Greedy Optimization

While filtering duplicates and linear combinations significantly reduces the number  $c$  of candidates, we usually still have to select a subset of  $b < c$ . Thus, we have  $\binom{c}{b}$  possible  $b$  sized subsets, each inducing a candidate  $\mathbf{Q}'$  and thus  $\mathbf{X}'$ . A naive approach is to compute the gradients for all  $\mathbf{X}'$  and compare them to the ground truth. However, this is computationally infeasible even for moderate  $c$ .

To address this, we propose a greedy two-stage procedure optimizing a novel sparsity matching score  $\sigma$ , which resolves the computational complexity issue above while also accurately selecting the correct batch elements and relying solely on  $\frac{\partial \mathcal{L}}{\partial \mathbf{Z}'}$  and  $\mathbf{Z}'$ . As both can be computed directly via  $\mathbf{Q}'$ , the procedure is local and does not need to backpropagate gradients. Next, we explain the first stage.

**Dictionary Learning [10]** As a first stage, we leverage a component of the algorithm proposed by Spielman et al. [10] for sparsely-used dictionary learning. This approach is based on the insight that the subset of column vectors  $\mathcal{B} = \{\bar{q}'_i\}_{i=1}^b$ , yielding the sparsest full-rank gradient matrix  $\frac{\partial \mathbf{L}}{\partial \mathbf{Z}}$  is often correct. As the scaling of  $\bar{q}'_i$  does not change the sparsity of the resulting  $\frac{\partial \mathbf{L}}{\partial \mathbf{Z}}$ , we can construct the subset  $\mathcal{B}$  by greedily collecting the  $b$  directions  $\bar{q}'_i$  with the highest corresponding sparsity that still increase the rank of  $\mathcal{B}$ . While this method typically recovers most directions  $\bar{q}'_i$ , it often misses directions whose gradients  $\frac{\partial \mathbf{L}}{\partial \mathbf{z}_i}$  are less sparse by chance.

**Sparsity Matching** We alleviate this issue by introducing a second stage to the algorithm where we greedily optimize a novel correctness measure based solely on the gradients of the linear layer, which we call the sparsity matching coefficient  $\sigma$ .

**Definition 4.1.** Let  $\sigma_-$  be the number of non-positive entries in  $\mathbf{Z}$  whose corresponding entries in  $\frac{\partial \mathcal{L}}{\partial \mathbf{Z}}$  are 0. Similarly, let  $\sigma_+$  be the number of positive entries in  $\mathbf{Z}$  whose corresponding entries in  $\frac{\partial \mathcal{L}}{\partial \mathbf{Z}}$  are not 0. We call their normalized sum the *sparsity matching coefficient*  $\sigma$ :

$$\sigma = \frac{\sigma_- + \sigma_+}{m \cdot b}.$$

Intuitively, this describes how well the pre-activation values  $\mathbf{Z}$  match the sparsity pattern of the gradients  $\frac{\partial \mathcal{L}}{\partial \mathbf{Z}}$  induced by the ReLU layer (See Sec. 3.2). While this sparsity matching coefficient  $\sigma$  can take values between 0 and 1, it is exactly  $\sigma = 1$  for the correct  $\mathbf{X}$ , if the gradient  $\frac{\partial \mathcal{L}}{\partial \mathbf{Y}}$  w.r.t. the ReLU output is dense, which is usually the case. We note that  $\sigma$  can be computed efficiently for arbitrary full rank matrix  $\bar{\mathbf{Q}}'$  by computing  $\frac{\partial \mathcal{L}}{\partial \mathbf{Z}'} = \mathbf{L}\bar{\mathbf{Q}}'$  and  $\mathbf{Z}' = \mathbf{W}\mathbf{X}' + (\mathbf{b} | \dots | \mathbf{b})$  for  $\mathbf{X}'^\top = \bar{\mathbf{Q}}'^{-1}\mathbf{R}$ .

To optimize  $\sigma$ , we initialize  $\bar{\mathbf{Q}}'$  with the result of the greedy algorithm in Spielman et al. [10], and then greedily swap the pair of vectors  $\bar{q}'_i$  improving  $\sigma$  the most, while keeping the rank, until convergence.



## 5 Final Algorithm and Complexity Analysis

In this section, we first present our final algorithm SPEAR (Sec. 5.1) and then analyse its expected complexity and failure probability (Sec. 5.2).

### 5.1 Final Algorithm

We formalize our gradient inversion attack SPEAR in Alg. 1 and outline it below. First, we compute the low-rank decomposition  $\frac{\partial \mathcal{L}}{\partial \mathbf{W}} = \mathbf{L}\mathbf{R}$  of the weight gradient  $\frac{\partial \mathcal{L}}{\partial \mathbf{W}}$  via reduced SVD, allowing us to recover the batch size  $b$  as the rank of  $\frac{\partial \mathcal{L}}{\partial \mathbf{W}}$  (Line 2). We now sample (at most  $N$ ) submatrices  $\mathbf{L}_A$  of  $\mathbf{L}$  and compute proposal directions  $\bar{\mathbf{q}}'_i$  as their kernel  $\ker(\mathbf{L}_A)$  via SVD (Lines 4 and 5). We note that our implementation parallelizes both sampling and SVD computation (Lines 4 and 5) on a GPU. We then filter the proposal directions  $\bar{\mathbf{q}}'_i$  based on their sparsity (Line 6), adding them to our candidate pool  $\mathcal{C}$  if they haven't been recovered already and are sufficiently sparse (Line 7). Once our candidate pool contains at least  $b$  directions, we begin constructing candidate input reconstructions  $\mathbf{X}'$  using our two-stage greedy algorithm GREEDYFILTER (Line 8), discussed in Sec. 4.2. If this reconstruction leads to a solution with sparsity matching coefficient  $\sigma = 1$ , we terminate early and return the corresponding solution (Line 9). Otherwise, we continue sampling until we have reached  $N$  samples and return the best reconstruction we can obtain from the resulting candidate pool (Line 14). The pseudocode for COMPUTESIGMA (Alg. 2) and GREEDYFILTER (Alg. 3) are shown in App. C.

#### Algorithm 1 SPEAR

---

```

1: function SPEAR(  $m, n, \mathbf{W}, b, \frac{\partial \mathcal{L}}{\partial \mathbf{W}}, \frac{\partial \mathcal{L}}{\partial \mathbf{b}}$  )
2:    $\mathbf{L}, \mathbf{R}, b \leftarrow \text{LOWRANKDECOMPOSE}(\frac{\partial \mathcal{L}}{\partial \mathbf{W}})$ 
3:   for  $i = 1$  to  $N$  do
4:     Sample a submatrix  $\mathbf{L}_A \in \mathbb{R}^{b-1 \times b}$  of  $\mathbf{L}$ 
5:      $\bar{\mathbf{q}}'_i \leftarrow \ker(\mathbf{L}_A)$ 
6:     if  $\text{sparsity}(\mathbf{L}\bar{\mathbf{q}}'_i) \geq \tau * m$  and  $\bar{\mathbf{q}}'_i \notin \mathcal{C}$  then
7:        $\mathcal{C} \leftarrow \mathcal{C} \cup \{\bar{\mathbf{q}}'_i\}$ 
8:        $\sigma, \mathbf{X}' \leftarrow \text{GREEDYFILT}(\mathbf{L}, \mathbf{R}, \mathbf{W}, b, \frac{\partial \mathcal{L}}{\partial \mathbf{b}}, \mathcal{C})$ 
9:       if  $\sigma = 1$  then
10:        return  $\mathbf{X}'$ 
11:       end if
12:     end if
13:   end for
14:    $\sigma, \mathbf{X}' \leftarrow \text{GREEDYFILT}(\mathcal{C})$ 
15:   return  $\mathbf{X}'$ 

```

---

Once our candidate pool contains at least  $b$  directions, we begin constructing candidate input reconstructions  $\mathbf{X}'$  using our two-stage greedy algorithm GREEDYFILTER (Line 8), discussed in Sec. 4.2. If this reconstruction leads to a solution with sparsity matching coefficient  $\sigma = 1$ , we terminate early and return the corresponding solution (Line 9). Otherwise, we continue sampling until we have reached  $N$  samples and return the best reconstruction we can obtain from the resulting candidate pool (Line 14). The pseudocode for COMPUTESIGMA (Alg. 2) and GREEDYFILTER (Alg. 3) are shown in App. C.

### 5.2 Analysis

In this section, we will analyze SPEAR w.r.t. the number of submatrices we *expect* to sample until we have recovered all  $b$  correct directions  $\bar{\mathbf{q}}_i$  (Lemma 5.2), and the probability of failing to recover all  $b$  correct directions despite checking all possible submatrices of  $\mathbf{L}$  (Lemma 5.3). For an analysis of the number of submatrices we have to sample until we have recovered all  $b$  correct directions  $\bar{\mathbf{q}}_i$  with *high probability*, we point to Lemma B.2. Further, as before, we defer all proofs also to App. B.

#### Expected Number of Required Samples

To determine the expected number of required samples until we have recovered the correct  $b$  direction vectors  $\bar{\mathbf{q}}_i$ , we first compute a lower bound on the probability  $q$  of sampling a submatrix which satisfies the conditions of Theorem 3.3 for an arbitrary column  $i$  in  $\bar{\mathbf{Q}}$  and then use the coupon collector problem to compute the expected number of required samples.

We can lower bound the probability of a submatrix  $\mathbf{A} \in \mathbb{R}^{b-1 \times b}$ , randomly sampled as  $b-1$  rows of  $\frac{\partial \mathcal{L}}{\partial \mathbf{Z}}$ , having exactly one all-zero column and being full rank as follows:

**Lemma 5.1.** *Let  $\mathbf{A} \in \mathbb{R}^{b-1 \times b}$  be submatrix of the gradient  $\frac{\partial \mathcal{L}}{\partial \mathbf{Z}}$  obtained by sampling  $b-1$  rows uniformly at random without replacement, where each element of  $\frac{\partial \mathcal{L}}{\partial \mathbf{Z}}$  is distributed i.i.d. as  $\frac{\partial \mathcal{L}}{\partial \mathbf{Z}_{j,k}} = \zeta|\epsilon|$  with  $\epsilon \sim \mathcal{N}(\mu = 0, \sigma^2 > 0)$  and  $\zeta \sim \text{Bernoulli}(p = \frac{1}{2})$ . We then have the probability*

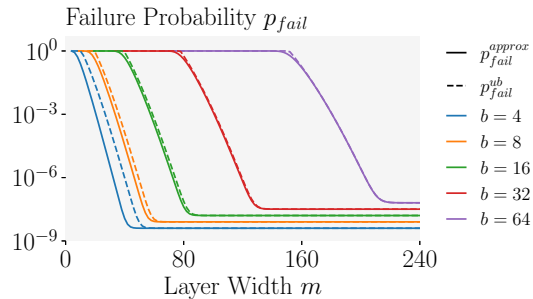


Figure 3: Visualizations of the upper bound ( $p_{\text{fail}}^{\text{ub}}$ , dashed) on and approximation of ( $p_{\text{fail}}^{\text{approx}}$ , solid) the failure probability of SPEAR for different batch sizes  $b$  and network widths  $m$  for  $p_{fr} = 10^{-9}$ .

$q$  of  $\mathbf{A}$  having exactly one all-zero column and being full rank lower bounded by:

$$q \geq \frac{b}{2^{b-1}} \left(1 - \left(\frac{1}{2} + o_{b-1}(1)\right)^{b-1}\right) \geq \frac{b}{2^{b-1}} (1 - 0.939^{b-1}).$$

We can now compute the expected number of submatrices  $n_{\text{total}}^*$  we have to draw until we have recovered all  $b$  correct direction vectors using the Coupon Collector Problem:

**Lemma 5.2.** *Assuming i.i.d. submatrices  $\mathbf{A}$  following the distribution outlined in Lemma 5.1 and using Alg. 1, we have the expected number of submatrices  $n_{\text{total}}^*$  required to recover all  $b$  correct direction vectors as:*

$$n_{\text{total}}^* = \frac{1}{q} \sum_{k=0}^{b-1} \frac{b}{b-k} = \frac{bH_b}{q} \approx \frac{1}{q} (b \log(b) + \gamma b + \frac{1}{2}),$$

where  $H_b$  is the  $b^{\text{th}}$  harmonic number and  $\gamma \approx 0.57722$  the Euler-Mascheroni constant.

We validate this result experimentally in Fig. 4 where we observe excellent agreement for wide networks ( $m \gg b$ ) and obtain, e.g.,  $n_{\text{total}}^* \approx 1.8 \times 10^5$  for a batch size of  $b = 16$ .

**Failure Probability** We now analyze the probability of SPEAR failing despite considering all possible submatrices of  $\mathbf{L}$  and obtain:

**Lemma 5.3.** *Under the same assumptions as in Lemma 5.1, we have an upper bound on the failure probability  $p_{\text{fail}}^{\text{ub}}$  of Alg. 1 even when sampling exhaustively as:*

$$p_{\text{fail}}^{\text{ub}} \leq b \left(1 - \sum_{k=b-1}^m \binom{m}{k} \frac{1}{2^m} \left(1 - 0.939^{(b-1)\binom{k-1}{b-1}}\right)\right) + 1 - (1 - p_{fr})^b,$$

where  $p_{fr}$  is the probability of falsely rejecting a correct direction  $\vec{q}^l$  via our sparsity filter (Sec. 4.1).

If we assume the full-rankness of submatrices  $\mathbf{A}$  to i) occur with probability  $1 - \left(\frac{1}{2} - o_{b-1}(1)\right)^{b-1}$  for  $o_{b-1}(1) \approx 0$  (true for large  $b$  [11]) and ii) be independent between submatrices, we instead obtain:

$$p_{\text{fail}}^{\text{approx}} \approx 1 - \left(\sum_{k=b-1}^m \binom{m}{k} \frac{1}{2^m} \left(1 - 0.5^{(b-1)\binom{k-1}{b-1}}\right)\right)^b + 1 - (1 - p_{fr})^b.$$

We illustrate this bound in Fig. 3 and empirically validate this bound in Fig. 8 and observe the true failure probability to lie between  $p_{\text{fail}}^{\text{approx}}$  and  $p_{\text{fail}}^{\text{ub}}$ .

## 6 Empirical Evaluation

In this section, we empirically evaluate the effectiveness of SPEAR on MNIST [13], CIFAR-10 [14], TINYIMAGENET [15] and IMAGENET [16] across a wide range of settings. In addition to the reconstruction quality metrics PSNR, and LPIPS, commonly used to evaluate gradient inversion attacks, we report accuracy as the portion of batches for which we recovered the batch up to numerical errors and the number of sampled submatrices (number of iterations).

Table 1: Comparison to prior work in the image domain.

Method	PSNR $\uparrow$	Time/Batch
CI-Net [12] Sigmoid	38.0	1.6 hrs
CI-Net [12] ReLU	15.6	1.6 hrs
Geiping et al. [1]	19.6	18.0 min
SPEAR (Ours)	<b>124.2</b>	<b>2.0 min</b>

**Experimental Setup** For all experiments, we use our highly parallelized PyTorch [17] GPU implementation of SPEAR. Unless indicated otherwise, we run all experiments with a batch size of  $b = 20$  CIFAR-10 images using a 6 layer ReLU-activated FCNN with width  $m = 200$  and set  $\tau$  to achieve a false rejection rate of  $p_{fr} \leq 10^{-5}$ .

### 6.1 Comparison to Prior Work

In Table 1, we compare SPEAR against prior gradient leakage attacks from the image domain on the IMAGENET dataset rescaled to  $256 \times 256$  resolution. In particular, we compare to Geiping et al. [1]<sup>1</sup>, as well as, the recent CI-Net [12]. As CI-Net only considers networks with the less common Sigmoid activations, we report its performance on both ReLU and Sigmoid versions of our network.

<sup>1</sup>We use so-called "modern" version of the attack from <https://github.com/JonasGeiping/breaching>

Table 2: Results vs prior work in the tabular domain.

Method	Discr. Acc. $\uparrow$	Cont. MAE $\downarrow$	Time/Batch
Tableak [8]	97%	4922.7	2.6 min
SPEAR (Ours)	<b>100 %</b>	<b>20.4</b>	<b>0.4 min</b>

We observe that while CI-Net obtains very good reconstructions with the Sigmoid network (PSNR of 38), SPEAR still achieves a much higher PSNR (124) as it is exact.

Further, for the more common ReLU activations, the performance of CI-Net drops significantly to a PSNR  $< 16$  compared to 19.6 for Geiping et al. [1]. Additionally, SPEAR is much faster compared to both Geiping et al. [1] and CI-Net, taking  $10\times$  and  $100\times$  less time, respectively. Finally, we want to emphasize that both prior works rely on strong prior knowledge, including label information and knowledge of the structure of images, whereas we assume *no information at all* about the data distribution and still achieve much better results in only a fraction of the time taken.

Further, to confirm the versatility of SPEAR, we compare to the SoTA attack in the tabular domain, Tableak [8], in Table 2. We see that due to the exact nature of our attack, we recover both continuous and discrete features better on the ADULT dataset [18] with  $b = 16$ , while still being  $6\times$  faster.

## 6.2 Main Results

Table 3: Reconstruction quality across 100 batches.

Dataset	PSNR $\uparrow$	LPIPS $\downarrow$	Acc. $\uparrow$	Time/Batch
MNIST	99.1	NaN	99%	2.6 min
CIFAR-10	106.6	$1.16 \times 10^{-5}$	99%	1.7 min
TINYIMAGENET	110.7	$1.62 \times 10^{-4}$	99%	1.4 min
IMAGENET $224 \times 224$	125.4	$1.05 \times 10^{-5}$	99%	2.1 min
IMAGENET $720 \times 720$	125.6	$8.08 \times 10^{-11}$	99%	2.6 min

We evaluate SPEAR on MNIST, CIFAR-10, TINY-IMAGENET and IMAGENET at two different resolutions, reporting results in Table 3. Across datasets, SPEAR can reconstruct almost all batches perfectly, achieving PSNRs of 100 and above even at a batch size of  $b = 20$  for images as large as  $720 \times 720$  in  $< 3$  minutes. We provide additional results on heterogeneous data and trained networks in App. E, as well as, on the FedAvg protocol in App. F.

**Effect of Batch Size  $b$**  We evaluate the effect of batch size  $b$  on accuracy and the required number of iterations  $n_{total}^*$  for a wide ( $m = 2000$ ) and narrow ( $m = 200$ ) network. While  $n_{total}^*$  increases exponentially with  $b$ , for both networks, the narrower network requires about 20 times more iterations than the wider network (see Fig. 4). While trends for the wider network ( $m \gg b$ ) are perfectly described by our theoretical results in Sec. 5.2, some independence assumptions are violated for the narrower network, explaining the larger number of required iterations. While we can recover all batches perfectly for the wider network, we see a sharp drop in accuracy from 99% at  $b = 20$  to 63% at  $b = 24$  (see Fig. 6) for the narrower network. This is due to increasingly more batches requiring more than the  $N = 2 \times 10^9$  submatrices we sample at most.

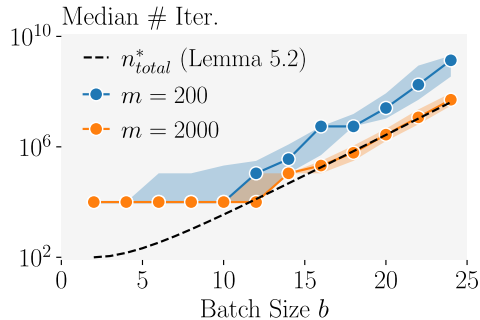


Figure 4: Effect of batch size  $b$  on the number of required submatrices. Expectation from Lemma 5.2 dashed and median (10<sup>th</sup> to 90<sup>th</sup> percentile shaded) depending on network width  $m$  solid. We always evaluate  $10^4$  submatrices in parallel, explaining the plateau.

**Effect of Network Architecture** We visualize the performance of SPEAR across different network widths and depths in Fig. 5. We observe that while accuracy is independent of both (given sufficient width  $m \gg b$ ), the number of required iterations reduces with increasing width  $m$ . We provide further ablations on the effect of our two-stage filtering in App. E.3 and DPSGD noise in App. E.6.

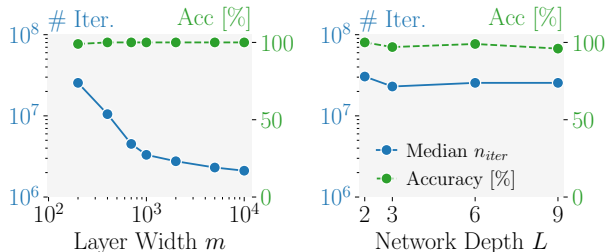


Figure 5: Accuracy (green) and number of median iterations (blue) for different network widths  $m$  at  $L = 6$  (left) and depths  $L$  at  $m = 200$  (right).



## 7 Related Work

In this section, we discuss how we relate to prior work.

**Gradient Inversion Attacks** Since gradient inversion attacks have been introduced [3], two settings have emerged: In the *malicious setting*, the server does not adhere to the training protocol and can adversarially engineer network weights that maximize leaked information [19, 20, 21, 22]. In the strictly harder *honest-but-curious setting*, the server follows the training protocol but still aims to reconstruct client data. We target the honest-but-curious setting, where prior work has either recovered the input exactly for batch sizes of  $b = 1$  [5, 6], or approximately for  $b > 1$  [1, 23, 7, 8, 9]. In this setting, we are the *first to reconstruct inputs exactly for batch sizes  $b > 1$* .

Most closely related to our work is Kariyappa et al. [9] which leverage the low-rank structure of the gradients to frame gradient inversion as a blind source separation problem, improving their approximate reconstructions. In contrast, we derive an *explicit* low-rank representation and additionally leverage gradient sparsity reconstruct inputs exactly.

Unlike a long line of prior work, we rely neither on any priors on the data distribution [8, 24, 25, 26] nor on a reconstructed classification label [1, 27, 7, 23, 8]. This allows our approach to be employed in a much wider range of settings where neither is available.

**Defenses Against Gradient Inversion** Defenses based on Differential Privacy [28] add noise to the computed gradients on the client side, providing provable privacy guarantees at the cost of significantly reduced utility. Another line of work increases the empirical difficulty of inversion by increasing the effective batch size, by securely aggregating gradients from multiple clients [29] or doing multiple gradient update steps locally before sharing an aggregated weight update [4]. Finally, different heuristic defenses such as gradient pruning [3] have been proposed, although their effectiveness has been questioned [30].

**Sparsely-used Dictionary learning** Recovering the disaggregation matrix  $\mathbf{Q}$  is related to the well-studied problem of sparsely-used dictionary learning. However, there the aim is to find the sparsest coefficient matrix (corresponding to our  $\frac{\partial \mathcal{L}}{\partial \mathbf{Z}}$ ) and dense dictionary ( $\mathbf{Q}^{-1}$ ) approximately encoding a signal ( $\mathbf{L}$ ). In contrast, we do not search for the sparsest solution yielding an approximate reconstruction but a solution that exactly induces consistent  $\mathbf{X}$  and  $\frac{\partial \mathcal{L}}{\partial \mathbf{Z}}$ , which happens to be sparse. Sparsely-used dictionary learning is known to be NP-hard [31] and typically solved approximately [32, 10, 33]. However, under sufficient sparsity, it can be solved exactly in polynomial time [10]. While our  $\frac{\partial \mathcal{L}}{\partial \mathbf{Z}}$  are not sparse enough, we still draw inspiration from Spielman et al. [10] in Sec. 4.

## 8 Limitations

In line with results showing that recovering the order of batch elements is generally impossible for gradient inversion [1, 23, 7, 4], our approach only recovers the input  $\mathbf{X}$  up to permutation.

Further, we focus on recovering the inputs to fully connected layers with ReLU activations such as they occur at the beginning of fully connected networks or as aggregation layers of many other architectures. Extending our approach to other layers is an interesting direction for future work. Finally, our approach scales exponentially with batch size  $b$ . While it can be largely be parallelized and is practically effective for moderate batch sizes  $b \lesssim 25$ , much larger batches remain out of reach.

## 9 Conclusion

We propose SPEAR, the first algorithm permitting batches of  $b > 1$  elements to be recovered exactly in the honest-but-curious setting. We demonstrate theoretically and empirically that SPEAR succeeds with high probability and that our highly parallelized GPU implementation is effective across a wide range of settings, including batches of up to 25 elements and large networks and inputs.

We thereby demonstrate that contrary to prior belief, an exact reconstruction of batches is possible in the honest-but-curious setting, suggesting that federated learning on ReLU networks might be inherently more susceptible than previously thought. To still protect client privacy, large effective batch sizes, obtained, e.g., via secure aggregation across a large number of clients, might prove instrumental by making reconstruction computationally intractable.

## **Acknowledgments**

This work has been done as part of the EU grant ELSA (European Lighthouse on Secure and Safe AI, grant agreement no. 101070617) . Views and opinions expressed are however those of the authors only and do not necessarily reflect those of the European Union or European Commission. Neither the European Union nor the European Commission can be held responsible for them.

The work has received funding from the Swiss State Secretariat for Education, Research and Innovation (SERI).

## References

- [1] Jonas Geiping, Hartmut Bauermeister, Hannah Dröge, and Michael Moeller. Inverting gradients-how easy is it to break privacy in federated learning? *NeurIPS*, 2020.
- [2] Brendan McMahan, Eider Moore, Daniel Ramage, Seth Hampson, and Blaise Agüera y Arcas. Communication-efficient learning of deep networks from decentralized data. In *AISTATS*, 2017.
- [3] Ligeng Zhu, Zhijian Liu, and Song Han. Deep leakage from gradients. In *NeurIPS*, 2019.
- [4] Dimitar Iliev Dimitrov, Mislav Balunović, Nikola Konstantinov, and Martin Vechev. Data leakage in federated averaging. *Transactions on Machine Learning Research*, 2022. ISSN 2835-8856. URL <https://openreview.net/forum?id=e7A0B99zJf>.
- [5] Le Trieu Phong, Yoshinori Aono, Takuya Hayashi, Lihua Wang, and Shiho Moriai. Privacy-preserving deep learning via additively homomorphic encryption. *IEEE Trans. Inf. Forensics Secur.*, (5), 2018.
- [6] Junyi Zhu and Matthew B. Blaschko. R-GAP: recursive gradient attack on privacy. In *ICLR*, 2021.
- [7] Jiahui Geng, Yongli Mou, Feifei Li, Qing Li, Oya Beyan, Stefan Decker, and Chunming Rong. Towards general deep leakage in federated learning. *arXiv*, 2021.
- [8] Mark Vero, Mislav Balunović, Dimitar I. Dimitrov, and Martin T. Vechev. Data leakage in tabular federated learning. *ICML*, 2022.
- [9] Sanjay Kariyappa, Chuan Guo, Kiwan Maeng, Wenjie Xiong, G Edward Suh, Moinuddin K Qureshi, and Hsien-Hsin S Lee. Cocktail party attack: Breaking aggregation-based privacy in federated learning using independent component analysis. In *International Conference on Machine Learning*, pages 15884–15899. PMLR, 2023.
- [10] Daniel A Spielman, Huan Wang, and John Wright. Exact recovery of sparsely-used dictionaries. In *Conference on Learning Theory*, pages 37–1. JMLR Workshop and Conference Proceedings, 2012.
- [11] Konstantin Tikhomirov. Singularity of random bernoulli matrices. *Annals of Mathematics*, 191 (2):593–634, 2020.
- [12] Chi Zhang, Zhang Xiaoman, Ekanut Sotthiwat, Yanyu Xu, Ping Liu, Liangli Zhen, and Yong Liu. Generative gradient inversion via over-parameterized networks in federated learning. In *Proceedings of the IEEE/CVF International Conference on Computer Vision*, pages 5126–5135, 2023.
- [13] Yann LeCun, Corinna Cortes, and CJ Burges. Mnist handwritten digit database. *ATT Labs [Online]*. Available: <http://yann.lecun.com/exdb/mnist>, 2, 2010.
- [14] Alex Krizhevsky, Geoffrey Hinton, et al. Learning multiple layers of features from tiny images. 2009.
- [15] Ya Le and Xuan S. Yang. Tiny imagenet visual recognition challenge. *CS 231N*, 7(7), 2015.
- [16] Jia Deng, Wei Dong, Richard Socher, Li-Jia Li, Kai Li, and Li Fei-Fei. Imagenet: A large-scale hierarchical image database. In *2009 IEEE conference on computer vision and pattern recognition*, pages 248–255. Ieee, 2009.
- [17] Adam Paszke, Sam Gross, Francisco Massa, Adam Lerer, James Bradbury, Gregory Chanan, Trevor Killeen, Zeming Lin, Natalia Gimelshein, Luca Antiga, Alban Desmaison, Andreas Köpf, Edward Z. Yang, Zachary DeVito, Martin Raison, Alykhan Tejani, Sasank Chilamkurthy, Benoit Steiner, Lu Fang, Junjie Bai, and Soumith Chintala. Pytorch: An imperative style, high-performance deep learning library. In Hanna M. Wallach, Hugo Larochelle, Alina Beygelzimer, Florence d’Alché-Buc, Emily B. Fox, and Roman Garnett, editors, *Advances in Neural Information Processing Systems 32: Annual Conference on Neural Information Processing Systems 2019, NeurIPS 2019, December 8-14, 2019, Vancouver, BC, Canada*, pages 8024–8035, 2019. URL <https://proceedings.neurips.cc/paper/2019/hash/bdbca288fee7f92f2bfa9f7012727740-Abstract.html>.

- [18] Barry Becker and Ronny Kohavi. Adult. UCI Machine Learning Repository, 1996. DOI: <https://doi.org/10.24432/C5XW20>.
- [19] Franziska Boenisch, Adam Dziedzić, Roei Schuster, Ali Shahin Shamsabadi, Iliia Shumailov, and Nicolas Papernot. When the curious abandon honesty: Federated learning is not private. *arXiv*, 2021.
- [20] Liam H. Fowl, Jonas Geiping, Wojciech Czaja, Micah Goldblum, and Tom Goldstein. Robbing the fed: Directly obtaining private data in federated learning with modified models. In *ICLR*, 2022.
- [21] Liam Fowl, Jonas Geiping, Steven Reich, Yuxin Wen, Wojtek Czaja, Micah Goldblum, and Tom Goldstein. Decepticons: Corrupted transformers breach privacy in federated learning for language models. *ICLR*, 2022.
- [22] Yuxin Wen, Jonas Geiping, Liam Fowl, Micah Goldblum, and Tom Goldstein. Fishing for user data in large-batch federated learning via gradient magnification. In *ICML*, 2022.
- [23] Hongxu Yin, Arun Mallya, Arash Vahdat, Jose M. Alvarez, Jan Kautz, and Pavlo Molchanov. See through gradients: Image batch recovery via gradinversion. In *CVPR*, 2021.
- [24] Mislav Balunović, Dimitar I. Dimitrov, Nikola Jovanović, and Martin T. Vechev. LAMP: extracting text from gradients with language model priors. In *NeurIPS*, 2022.
- [25] Samyak Gupta, Yangsibo Huang, Zexuan Zhong, Tianyu Gao, Kai Li, and Danqi Chen. Recovering private text in federated learning of language models. *Advances in Neural Information Processing Systems*, 35:8130–8143, 2022.
- [26] Zhuohang Li, Jiabin Zhang, Luyang Liu, and Jian Liu. Auditing privacy defenses in federated learning via generative gradient leakage. In *Proceedings of the IEEE/CVF Conference on Computer Vision and Pattern Recognition*, pages 10132–10142, 2022.
- [27] Bo Zhao, Konda Reddy Mopuri, and Hakan Bilen. idlg: Improved deep leakage from gradients. *arXiv*, 2020.
- [28] Martín Abadi, Andy Chu, Ian J. Goodfellow, H. Brendan McMahan, Ilya Mironov, Kunal Talwar, and Li Zhang. Deep learning with differential privacy. In *CCS*, 2016.
- [29] Kallista A. Bonawitz, Vladimir Ivanov, Ben Kreuter, Antonio Marcedone, H. Brendan McMahan, Sarvar Patel, Daniel Ramage, Aaron Segal, and Karn Seth. Practical secure aggregation for federated learning on user-held data. *NIPS*, 2016.
- [30] Mislav Balunović, Dimitar Iliiev Dimitrov, Robin Staab, and Martin T. Vechev. Bayesian framework for gradient leakage. In *ICLR*, 2022.
- [31] Andreas M Tillmann. On the computational intractability of exact and approximate dictionary learning. *IEEE Signal Processing Letters*, 22(1):45–49, 2014.
- [32] Michal Aharon, Michael Elad, and Alfred Bruckstein. K-svd: An algorithm for designing overcomplete dictionaries for sparse representation. *IEEE Transactions on signal processing*, 54(11):4311–4322, 2006.
- [33] Ju Sun, Qing Qu, and John Wright. Complete dictionary recovery over the sphere i: Overview and the geometric picture. *IEEE Transactions on Information Theory*, 63(2):853–884, 2016.
- [34] Terence Tao and Van Vu. On random pm 1 matrices: singularity and determinant. In *Proceedings of the thirty-seventh annual ACM symposium on Theory of computing*, pages 431–440, 2005.
- [35] Ravi Parameswaran. Statistics for experimenters: an introduction to design, data analysis, and model building. *JMR, Journal of Marketing Research (pre-1986)*, 16(000002):291, 1979.
- [36] Zac Chen. *H2 Maths Handbook*. Educational Publishing House, 2011.

## A Broader Impact

In this work, we demonstrate that contrary to prior belief, an exact reconstruction of batches is possible in the honest-but-curious setting for federated learning. As our work demonstrates the susceptibility of federated learning systems using ReLU networks, this work inevitably advances the capabilities of an adversary. Nonetheless, we believe this to be an important step in accurately assessing the risks and utilities of federated learning systems.

To still protect client privacy, large effective batch sizes, obtained, e.g., via secure aggregation across a large number of clients, might prove instrumental by making reconstruction computationally intractable. As gradient information and network states can be stored practically indefinitely, our work highlights the importance of proactively protecting client privacy in federated learning not only against current but future attacks. This underlines the importance of related work on provable privacy guarantees obtained via differential privacy.

## B Deferred Proofs

**Theorem 3.1.** *The network's gradient w.r.t. the weights  $\mathbf{W}$  can be represented as the matrix product:*

$$\frac{\partial \mathcal{L}}{\partial \mathbf{W}} = \frac{\partial \mathcal{L}}{\partial \mathbf{Z}} \mathbf{X}^T. \quad (1)$$

*Proof.* We will use Einstein notation for this proof:

$$\begin{aligned} \frac{\partial \mathcal{L}}{\partial \mathbf{W}_i^j} &= \frac{\partial \mathcal{L}}{\partial \mathbf{Z}_k^l} \frac{\partial \mathbf{Z}_k^l}{\partial \mathbf{W}_i^j} \\ &= \frac{\partial \mathcal{L}}{\partial \mathbf{Z}_k^l} \frac{\partial (\mathbf{W}_k^m \mathbf{X}_m^l + b_k \delta^l)}{\partial \mathbf{W}_i^j} \\ &= \frac{\partial \mathcal{L}}{\partial \mathbf{Z}_k^l} \frac{\partial \mathbf{W}_k^m \mathbf{X}_m^l}{\partial \mathbf{W}_i^j} \\ &= \frac{\partial \mathcal{L}}{\partial \mathbf{Z}_k^l} \frac{\partial \mathbf{W}_k^m}{\partial \mathbf{W}_i^j} \mathbf{X}_m^l \\ &= \frac{\partial \mathcal{L}}{\partial \mathbf{Z}_k^l} \delta_k^i \delta_j^m \mathbf{X}_m^l \\ &= \frac{\partial \mathcal{L}}{\partial \mathbf{Z}_i^l} \mathbf{X}_j^l \\ &= \frac{\partial \mathcal{L}}{\partial \mathbf{Z}_i^l} (\mathbf{X}^T)_j^l. \end{aligned}$$

We note that  $\delta_k^i$  is the Kronecker delta, that is  $\delta_k^i = 1$  if  $k = i$  and 0 otherwise. Further,  $\delta^l = 1$  for all  $l$ . Hence we arrive at Eq. 1.  $\square$

**Lemma B.1.** *Let  $b, n, m \in \mathbb{N}$  such that  $b < n, m$ . Further, let  $\mathbf{A}, \mathbf{L} \in \mathbb{R}^{m \times b}$  and  $\mathbf{B}, \mathbf{R} \in \mathbb{R}^{b \times n}$  be matrices of maximal rank, satisfying  $\mathbf{AB} = \mathbf{LR}$ . Then there exists a unique disaggregation matrix  $\mathbf{Q} \in GL_b(\mathbb{R})$  s.t.  $\mathbf{A} = \mathbf{LQ}$ , and  $\mathbf{B} = \mathbf{Q}^{-1}\mathbf{R}$ .*

*Proof.* As  $b \leq n, m$  and the matrices  $\mathbf{A} \in \mathbb{R}^{m \times b}$  and  $\mathbf{B} \in \mathbb{R}^{b \times n}$  have full rank, we know that there exists

- a left inverse  $\mathbf{A}^{-L} \in \mathbb{R}^{b \times m}$  for  $\mathbf{A}$ :  $\mathbf{A}^{-L}\mathbf{A} = \mathbf{I}_b$  and
- a right inverse  $\mathbf{B}^{-R} \in \mathbb{R}^{n \times b}$  for  $\mathbf{B}$ :  $\mathbf{B}\mathbf{B}^{-R} = \mathbf{I}_b$ .

Thus, it follows from

$$\mathbf{A}^{-L}\mathbf{L}\mathbf{R}\mathbf{B}^{-R} = \mathbf{A}^{-L}\mathbf{A}\mathbf{B}\mathbf{B}^{-R} = \mathbf{I}_b,$$

that  $(\mathbf{A}^{-L}\mathbf{L})^{-1} = \mathbf{R}\mathbf{B}^{-R}$ . We now set  $\mathbf{Q} = \mathbf{R}\mathbf{B}^{-R}$ .



This  $Q$  satisfies the required properties:

- $B = Q^{-1}R$ :

$$Q^{-1}R = A^{-L}LR = A^{-L}AB = B,$$

- $A = LQ$ :

$$LQ = LRB^{-R} = ABB^{-R} = A,$$

- Uniqueness: Assume we have  $Q_1$  and  $Q_2$  that satisfy  $LQ_1 = LQ_2 = A$ . As  $L$  is of rank  $b$  and  $b \leq m$ , there exists a left inverse  $L^{-l}$  for  $L$ :  $L^{-l}L = I_b$ . Applying this left inverse to  $LQ_1 = LQ_2$ , directly yields  $Q_1 = Q_2$ , and hence we get uniqueness.

□

**Theorem 3.4.** The gradient w.r.t. the bias  $\mathbf{b}$  can be written in the form  $\frac{\partial \mathcal{L}}{\partial \mathbf{b}} = \frac{\partial \mathcal{L}}{\partial \mathbf{Z}} \begin{bmatrix} 1 \\ \vdots \\ 1 \end{bmatrix}$ .

*Proof.* We use again Einstein notation.

$$\begin{aligned} \frac{\partial \mathcal{L}}{\partial b_i} &= \frac{\partial \mathcal{L}}{\partial Z_k^l} \frac{\partial Z_k^l}{\partial b_i} \\ &= \frac{\partial \mathcal{L}}{\partial Z_k^l} \frac{\partial (\mathbf{W}_k^m \mathbf{X}_m^l + \mathbf{b}_k \delta^l)}{\partial b_i} \\ &= \frac{\partial \mathcal{L}}{\partial Z_k^l} \frac{\partial b_k \delta^l}{\partial b_i} \\ &= \frac{\partial \mathcal{L}}{\partial Z_k^l} \delta_k^i \delta^l \\ &= \frac{\partial \mathcal{L}}{\partial Z_i^l} \delta^l. \end{aligned}$$

This concludes the proof.

□

**Theorem 3.5.** For any left inverse  $L^{-L}$  of  $L$ , we have  $\begin{bmatrix} c_1 \\ \vdots \\ c_b \end{bmatrix} = \bar{Q}^{-1} L^{-L} \frac{\partial \mathcal{L}}{\partial \mathbf{b}}$

*Proof.* The proof is straight forward. Using Theorem 3.4 and Theorem 3.2, we know that

$$\begin{aligned} \bar{Q}^{-1} L^{-L} \frac{\partial \mathcal{L}}{\partial \mathbf{b}} &= \bar{Q}^{-1} L^{-L} \frac{\partial \mathcal{L}}{\partial \mathbf{Z}} \begin{bmatrix} 1 \\ \vdots \\ 1 \end{bmatrix} \\ &= \bar{Q}^{-1} L^{-L} LQ \begin{bmatrix} 1 \\ \vdots \\ 1 \end{bmatrix} \\ &= \bar{Q}^{-1} Q \begin{bmatrix} 1 \\ \vdots \\ 1 \end{bmatrix} \\ &= \bar{Q}^{-1} \bar{Q} \text{diag}(c_1, \dots, c_b) \begin{bmatrix} 1 \\ \vdots \\ 1 \end{bmatrix} \\ &= \begin{bmatrix} c_1 \\ \vdots \\ c_b \end{bmatrix}. \end{aligned}$$

□

**Lemma 5.1.** Let  $\mathbf{A} \in \mathbb{R}^{b-1 \times b}$  be submatrix of the gradient  $\frac{\partial \mathcal{L}}{\partial \mathbf{Z}}$  obtained by sampling  $b-1$  rows uniformly at random without replacement, where each element of  $\frac{\partial \mathcal{L}}{\partial \mathbf{Z}}$  is distributed i.i.d. as  $\frac{\partial \mathcal{L}}{\partial Z_{j,k}} = \zeta |\epsilon|$  with  $\epsilon \sim \mathcal{N}(\mu = 0, \sigma^2 > 0)$  and  $\zeta \sim \text{Bernoulli}(p = \frac{1}{2})$ . We then have the probability  $q$  of  $\mathbf{A}$  having exactly one all-zero column and being full rank lower bounded by:

$$q \geq \frac{b}{2^{b-1}} \left(1 - \left(\frac{1}{2} + o_{b-1}(1)\right)^{b-1}\right) \geq \frac{b}{2^{b-1}} (1 - 0.939^{b-1}).$$

*Proof.* We have the probability of one of the  $b$  columns being all zero as  $\frac{b}{2^{b-1}}$  if the network has full rank, all other columns will not be all-zero.

Further, we have the probability of the submatrix  $\mathbb{1}_{A_{>0}}$  being full rank conditioned on column  $i$  being all-zero as the probability of the matrix described by remaining  $b-1$  columns being non-singular. This probability is  $1 - (\frac{1}{2} + o_{b-1}(1))^{b-1}$  [11] where  $\lim_{b \rightarrow \infty} o_{b-1}(1) = 0$ , which can be lower-bounded with  $1 - 0.939^{b-1}$  [34]. We thus obtain their joint probability as their product.  $\square$

**Lemma 5.2.** *Assuming i.i.d. submatrices  $\mathbf{A}$  following the distribution outlined in Lemma 5.1 and using Alg. 1, we have the expected number of submatrices  $n_{total}^*$  required to recover all  $b$  correct direction vectors as:*

$$n_{total}^* = \frac{1}{q} \sum_{k=0}^{b-1} \frac{b}{b-k} = \frac{bH_b}{q} \approx \frac{1}{q} (b \log(b) + \gamma b + \frac{1}{2}),$$

where  $H_b$  is the  $b^{\text{th}}$  harmonic number and  $\gamma \approx 0.57722$  the Euler-Mascheroni constant.

*Proof.* As we sample submatrices  $\mathbf{A}$  uniformly at random with replacement, assuming them to be i.i.d. is well justified for the regime of  $m \gg b$ . The the number  $n$  of submatrices drawn between correct direction vectors  $\mathbf{q}_i$  thus follows a Geometric distribution  $\mathbb{P}[n = k] = q(1-q)^{k-1}$  with success probability  $q$  with expectation  $n^* = \mathbb{E}[n] = \frac{1}{q}$ . As we draw correct direction vectors  $\mathbf{q}_i$  uniformly at random from the  $b$  columns of  $\bar{\mathbf{Q}}$ , we have the probability of drawing a new direction vector  $\mathbf{q}_i$  as  $\frac{b-k}{b}$  for  $k$  already drawn direction vectors. Again via the expectation of the Geometric distribution we obtain the expected number  $c^*$  of correct direction vectors we have to draw until we have recovered all  $b$  distinct ones as the solution of the Coupon Collector Problem  $c^* = \sum_{k=0}^{b-1} \frac{b}{b-k} = bH_b \approx b \log(b) + \gamma b + \frac{1}{2}$ . The proof concludes with the linearity of expectation.  $\square$

**Maximum Number of Samples Required with High Probability** We now compute the number of samples  $n_{total}^p$  required to recover all  $b$  correct directions with high probability  $1-p$ .

**Lemma B.2.** *In the same setting as Lemma 5.2, we have an upper bound  $n_{total}^p$  on the number of submatrices we need to sample until we have recovered all  $b$  correct direction vectors by solving the following quadratic inequality for  $n_{total}^p$*

$$\frac{p}{2} \leq \Phi \left( \frac{b \log(2b/p^*) - n_{total}^p q}{\sqrt{n_{total}^p q (1-q)}} \right),$$

where  $\Phi$  is the cumulative distribution function of the standard normal distribution and  $p^* = p - 1 + (1 - p_{fr})^b$ .

*Proof.* At a high level, bound the number of valid directions  $c^p$  we need to discover until we recover all  $b$  distinct ones and then the number of submatrices  $n_{total}^p$  we need to sample to obtain these  $c^p$  directions, each with probability  $1 - \frac{p}{2}$ , before applying the union bound.

However, we first note that with probability  $1 - (1 - p_{fr})^b$  we will (repeatedly) reject a correct direction due to a lack of induced sparsity and thus fail irrespective of the number of samples we draw. We thus correct our failure probability budget from  $p$  to  $p^* = p - 1 + (1 - p_{fr})^b$ , using the union bound.

We now show how to compute the upper bound on the number of correct directions  $c^p$  we need to find until we have found all  $b$  distinct directions. To this end, we bound the probability of not sampling the  $i^{\text{th}}$  direction  $\bar{\mathbf{q}}_i$  after finding  $c$  candidates as  $p_{-i} = (1 - \frac{1}{b})^c \leq e^{-\frac{c}{b}}$ . We can then bound the probability of missing any of the  $b$  directions using the union bound as  $p_{-all} \leq \sum_{i=1}^b p_{-i} = be^{-\frac{c^p}{b}}$ . We thus obtain the minimum number  $c^p$  of correct directions to find all  $b$  distinct ones with probability at least  $\frac{p^*}{2}$  as  $c^p \geq b \log(2b/p^*)$ .

We can now compute the number  $n_{total}^p$  of samples required to find  $c^p$  submatrices satisfying the condition of Theorem 3.3 for some  $i$  with probability  $1 - \frac{p}{2}$ . To this end, we approximate the Binomial distribution  $\mathcal{B}(n, q)$  with the normal distribution  $\mathcal{N}(nq, nq(1-q))$  [35], which is generally precise if  $\min(nq, n(1-q)) > 9$  [36], which holds for  $b \geq 5$ . We thus obtain the number of samples  $n_{total}^p$

required to find  $r$  valid directions with high probability  $1 - \frac{p^*}{2}$  by solving  $\frac{p^*}{2} = \Phi\left(\frac{c^p - n_{\text{total}}^p q}{\sqrt{n_{\text{total}}^p q(1-q)}}\right)$  for  $n_{\text{total}}^p$  which boils down to a quadratic equation.

By the union bound, we have that the total failure probability of not finding all  $b$  correct directions is at most  $p$ .  $\square$

For a batch size of  $b = 10$  and  $p = 10^{-8}$ , we, e.g., obtain  $n \approx 4 \times 10^4$ .

**Lemma 5.3.** *Under the same assumptions as in Lemma 5.1, we have an upper bound on the failure probability  $p_{\text{fail}}^{\text{ub}}$  of Alg. 1 even when sampling exhaustively as:*

$$p_{\text{fail}}^{\text{ub}} \leq b \left( 1 - \sum_{k=b-1}^m \binom{m}{k} \frac{1}{2^m} \left( 1 - 0.939^{(b-1)\binom{k}{b-1}} \right) \right) + 1 - (1 - p_{fr})^b,$$

where  $p_{fr}$  is the probability of falsely rejecting a correct direction  $\bar{\mathbf{q}}^l$  via our sparsity filter (Sec. 4.1).

*Proof.* We will first compute the probability of  $\frac{\partial \mathcal{L}}{\partial \mathbf{Z}}$  not containing a submatrix  $\mathbf{A}$  satisfying the conditions of Theorem 3.3 for all  $i \in \{1, \dots, b\}$  and then the probability of us failing to discover it despite exhaustive sampling.

We observe that the number  $k$  of rows in  $\frac{\partial \mathcal{L}}{\partial \mathbf{Z}}$  with a zero  $i^{\text{th}}$  entry is binomially distributed with success probability  $\frac{1}{2}$ . For each  $k \geq b-1$ , we can construct  $\binom{k}{b-1}$  submatrices  $\mathbf{A}$  with an all-zero  $i^{\text{th}}$  column. The probability of any such submatrix having full rank is  $1 - \left(\frac{1}{2} - o_{b-1}(1)\right)^{b-1} > 1 - 0.939^{b-1}$  [11, 34].

We thus have the probability of  $\frac{\partial \mathcal{L}}{\partial \mathbf{Z}}$  containing at least one submatrix  $\mathbf{A}$  with full rank and an all-zero  $i^{\text{th}}$  column as  $\sum_{k=b-1}^m \binom{m}{k} \frac{1}{2^m} \left( 1 - 0.939^{(b-1)\binom{k}{b-1}} \right)$ .

Using the union bound, we thus obtain an upper bound on the probability of  $\frac{\partial \mathcal{L}}{\partial \mathbf{Z}}$  not containing any submatrix  $\mathbf{A}$  with full rank and an all-zero  $i^{\text{th}}$  column for all  $i \in \{1, \dots, b\}$ .

To compute the probability of us failing to discover an existing submatrix despite exhaustive sampling, we first note that we have the probability  $p_{fr}$  of an arbitrary column in  $\frac{\partial \mathcal{L}}{\partial \mathbf{Z}}$  being less sparse than our threshold  $\tau$ . Thus, with probability  $1 - (1 - p_{fr})^b$  we will discard at least one correct direction due to it inducing an unusually dense column in  $\frac{\partial \mathcal{L}}{\partial \mathbf{Z}}$ .

We now obtain the overall failure probability via the union bound.  $\square$

## C Deferred Algorithms

Here, we present the Algorithms COMPUTESIGMA and GREEDYFILTER referenced in Sec. 5.1.

---

### Algorithm 2 COMPUTESIGMA

---

```

1: function COMPUTESIGMA( $\mathbf{L}, \mathbf{R}, \mathbf{W}, \mathbf{b}, \frac{\partial \mathcal{L}}{\partial \mathbf{b}}, \mathcal{B}$ )
2:    $\mathbf{Q} \leftarrow \text{FIXSCALE}(\mathcal{B}, \mathbf{L}, \frac{\partial \mathcal{L}}{\partial \mathbf{b}})$ 
3:    $\frac{\partial \mathcal{L}}{\partial \mathbf{Z}} \leftarrow \mathbf{L} \cdot \mathbf{Q}$ 
4:    $\mathbf{X}^T \leftarrow \mathbf{Q}^{-1} \cdot \mathbf{R}$ 
5:    $\mathbf{Z} = \mathbf{W} \cdot \mathbf{X} + (\mathbf{b} | \dots | \mathbf{b})$ 
6:    $\sigma_- \leftarrow \sum_{i,j} \mathbb{1}[\mathbf{Z}_{i,j} \leq 0] \cdot \mathbb{1}[\frac{\partial \mathcal{L}}{\partial \mathbf{Z}_{i,j}} = 0]$ 
7:    $\sigma_+ \leftarrow \sum_{i,j} \mathbb{1}[\mathbf{Z}_{i,j} > 0] \cdot \mathbb{1}[\frac{\partial \mathcal{L}}{\partial \mathbf{Z}_{i,j}} \neq 0]$ 
8:    $\sigma \leftarrow \frac{\sigma_- + \sigma_+}{m \cdot b}$ 
9:   return  $\sigma$ 

```

---

---

**Algorithm 3** GREEDYFILTR

---

```
1: function GREEDYFILTER( $L, R, W, b, \frac{\partial \mathcal{L}}{\partial b}, C$ )
2:    $\mathcal{B} \leftarrow \{\}$ 
3:   while rank of  $\mathcal{B}$  is  $B$  do
4:     Select the sparsest vector  $\bar{q}'_i$  from  $C \setminus \mathcal{B}$ 
5:      $\mathcal{B} \leftarrow \mathcal{B} \cup \{\bar{q}'_i\}$ 
6:     if  $\mathcal{B}$  is not of full rank then
7:        $\mathcal{B} \leftarrow \mathcal{B} \setminus \{\bar{q}'_i\}$ 
8:     end if
9:   end while
10:
11:   $\sigma \leftarrow \text{COMPUTESIGMA}(L, R, W, b, \frac{\partial \mathcal{L}}{\partial b}, \mathcal{B})$ 
12:  while not changed do
13:    changed  $\leftarrow$  False
14:    for  $(\bar{q}'_i, \bar{q}'_j)$  in  $\mathcal{B} \times (C \setminus \mathcal{B})$  do
15:       $\mathcal{B}' \leftarrow \mathcal{B} \setminus \{\bar{q}'_i\} \cup \{\bar{q}'_j\}$ 
16:       $\sigma' \leftarrow \text{COMPUTESIGMA}(L, R, W, b, \frac{\partial \mathcal{L}}{\partial b}, \mathcal{B}')$ 
17:      if  $\sigma' > \sigma$  then
18:         $\mathcal{B} \leftarrow \mathcal{B}'$ 
19:         $\sigma \leftarrow \sigma'$ 
20:        changed  $\leftarrow$  True
21:      end if
22:    end for
23:  end while
24:   $Q \leftarrow \text{FIXSCALE}(\mathcal{B}, L, \frac{\partial \mathcal{L}}{\partial b})$ 
25:   $X^T \leftarrow Q^{-1} \cdot R$ 
26:  return  $\sigma, X$ 
```

---

Table 4: Reconstruction quality across 100 batches.

Dataset	PSNR $\uparrow$	LPIPS $\downarrow$	Acc. $\uparrow$	Time/Batch
MNIST	99.1 $\pm$ 13.2	NaN	99%	2.6 min
CIFAR-10	106.6 $\pm$ 15.1	1.16 $\times 10^{-5} \pm 2.26 \times 10^{-4}$	99%	1.7 min
TINYIMAGENET	110.7 $\pm$ 12.8	1.62 $\times 10^{-4} \pm 3.22 \times 10^{-3}$	99%	1.4 min
IMAGENET 224 $\times$ 224	125.4 $\pm$ 11.2	1.05 $\times 10^{-5} \pm 9.50 \times 10^{-4}$	99%	2.1 min
IMAGENET 720 $\times$ 720	125.6 $\pm$ 8.1	8.08 $\times 10^{-11} \pm 3.05 \times 10^{-3}$	99%	2.6 min

## D Dataset Licenses

In this work, we use the commonly used MNIST [13], CIFAR-10 [14], Tiny-ImageNet [15] and IMAGENET [16] image datasets. No information regarding licensing has been provided on their respective websites. Further, we use Adult tabular dataset under the Creative Commons Attribution 4.0 International (CC BY 4.0) license.

## E Deferred Experiments

### E.1 Main Results with Error Bars

In this section, we provide the results from our main experiment in Table 3, alongside 95% confidence intervals.

### E.2 Experiments on Label-Heterogeneous Data

In this section, we provide experiments on heterogeneous client data. In particular, we look at the extreme case where each client has data only from a single class. As label repetition makes optimization-based attacks harder [1, 23, 7], the results presented in Table 5 for the TinyImageNet

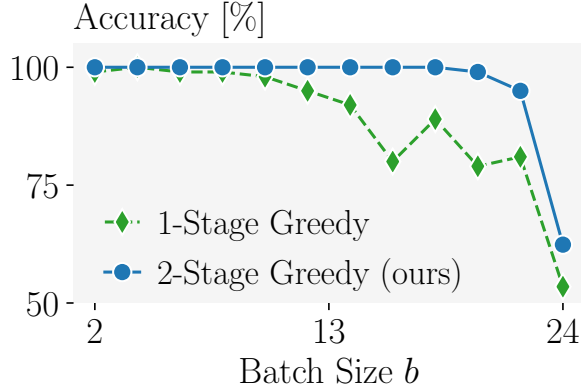


Figure 6: Effect of the second stage of our reconstruction algorithm discussed in Sec. 4.2, depending on the batch size  $b$ .

dataset show another advantage of our algorithm, namely, SPEAR works regardless of the label distribution, providing even better reconstruction results compared to Table 3 for single-label batches.

Table 5: Mean reconstruction quality metrics across 100 batches for batches only containing samples from one class.

Dataset	PSNR $\uparrow$	SSIM $\uparrow$	MSE $\downarrow$	LPIPS $\downarrow$	Acc. $\uparrow$
TINYIMNET	127.7	0.999717	$4.80 \times 10^{-6}$	$10.36 \times 10^{-5}$	98%

### E.3 Effectiveness of our 2-Stage Greedy Algorithm

In this section, we compare reconstruction success rate (accuracy) with and without the second stage of our greedy algorithm discussed in Sec. 4.2 in Fig. 6. We observe that the second stage filtering becomes increasingly important for larger batch size  $b$ .

### E.4 Effect of Training on SPEAR

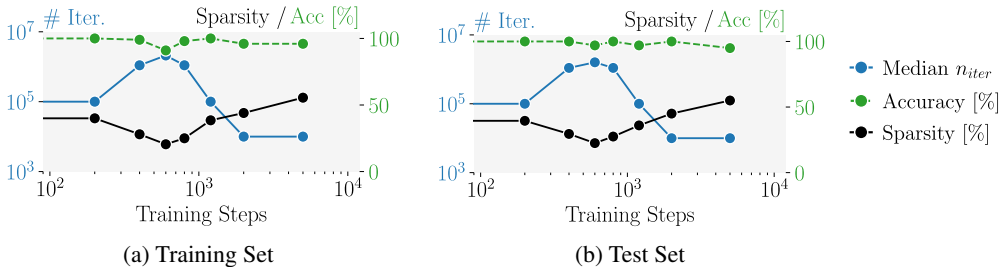


Figure 7: Effect of training (on MNIST) on the effectiveness of SPEAR at a batch size of  $b = 10$  evaluated on the MNIST training (a) and test (b) sets.

In this section, we demonstrate how training effects SPEAR’s performance. To this end, we train a network on MNIST and evaluate SPEAR periodically during training both on the train and test datasets, visualizing results in Fig. 7. We observe that SPEAR performance is very similar between the two datasets we evaluate on. Further, we see that SPEAR performs very well on trained networks, with the number of required steps by the algorithm being even lower those on untrained networks. However, if the minimum column sparsity of  $\frac{\partial \mathcal{L}}{\partial \mathbf{Z}}$  drops significantly, as is the case for the checkpoints around 1000 training steps in the illustrated run. SPEAR’s performance drops slightly.



Table 6: Reconstruction quality across 100 batches of size  $b = 20$  computed on TINYIMAGENET when different levels of Gaussian noise is added to the gradients.

Method	Noise Std Dev	PSNR $\uparrow$	Acc. $\uparrow$
SPEAR (Ours)	0	127.7	98%
SPEAR (Ours)	$1.0 \times 10^{-6}$	52.3	91%
SPEAR (Ours)	$1.0 \times 10^{-5}$	41.0	94%
SPEAR (Ours)	$5.0 \times 10^{-5}$	25.0	89%
Geiping et. al [1]	0	29.3	-

### E.5 Failure Probabilities

In this section, we validate experimentally our theoretical results on SPEAR’s failure rate for several batch sizes  $b$  (Lemma 5.3). As this requires exhaustive sampling of all  $\binom{m}{b-1}$  submatrices of  $\mathbf{L}$  we only consider small batch sizes  $b \leq 10$  and networks  $m \leq 40$ . We show the results in Fig. 8, where we observe that the empirical failure probability (blue) with 95% Clopper-Pearson confidence bounds lies between the analytical upper bound (dashed line) and approximation (solid line). We conclude that in most settings, the number of required samples rather than complete failure is the limiting factor for SPEAR’s performance.

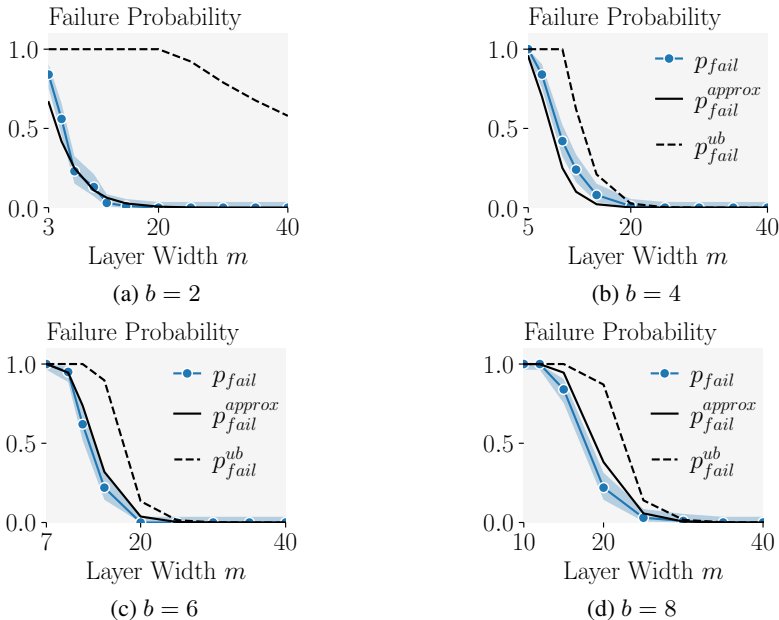


Figure 8: Empirical failure probability (blue) with 95% Clopper-Pearson confidence bounds (shaded blue) compared to the analytical upper bound (dashed line) and approximation (solid line) of the failure probability for different batch sizes  $b$ .

### E.6 Results under Differential Privacy Defenses

In this section, we experiment with adding Gaussian noise with different standard deviation to the gradients as done in DPSGD [28], before attacking the resulting gradients with SPEAR. We report results for the TINYIMAGENET dataset,  $b = 20$  and noise levels up to  $5.0 \times 10^{-5}$  in Table 6.

For context, we note that the median gradient magnitude of the first linear layer’s weights (used by SPEAR) in our experiments was  $\approx 1.0 \times 10^{-4}$ . We emphasize that even with noise that high (half the size of the size of the gradients in expectation), we still obtain a PSNR of 25.0. This is similar to the PSNR of 29.3 Geiping et al. [1] achieves \*without any noise\* which is commonly considered unacceptable information leakage. These experiments suggest that to efficiently defend against SPEAR using noise, one needs to apply such high magnitudes that training will likely be significantly impeded.

## F SPEAR under FedAvg Updates

In this section, we first demonstrate theoretically that SPEAR can be generalized to attack FedAvg [4] client updates, and then present empirical results confirming that SPEAR is indeed very effective under FedAvg protocols with different number of epochs  $\mathcal{E}$ , local client learning rates  $\eta$ , and, even works, when mini-batches of size  $b_{\text{mini}}$  are used.

**Generalizing SPEAR to FedAvg Updates** Assuming that a client uses all of its data points,  $\mathbf{X}$ , in each local gradient step of the FedAvg protocol, i.e.  $b_{\text{mini}} = b$ , the client computes and subsequently shares with the server the following updated linear layer weights:

$$\mathbf{W}^\mathcal{E} = \mathbf{W}^0 - \eta \sum_{e=1}^{\mathcal{E}} \frac{\partial \mathcal{L}}{\partial \mathbf{W}^e} = \mathbf{W}^0 - \eta \sum_{e=1}^{\mathcal{E}} \frac{\partial \mathcal{L}}{\partial \mathbf{Z}^e} \cdot \mathbf{X}^T = \mathbf{W}^0 - \eta \left( \sum_{e=1}^{\mathcal{E}} \frac{\partial \mathcal{L}}{\partial \mathbf{Z}^e} \right) \cdot \mathbf{X}^T,$$

where  $\mathbf{W}^0$  is the global model sent by the server,  $\mathbf{W}^e$  represent the local client weights after  $e$  client epochs, and  $\frac{\partial \mathcal{L}}{\partial \mathbf{W}^e}$  and  $\frac{\partial \mathcal{L}}{\partial \mathbf{Z}^e}$  are the weight and output gradients at epoch  $e$ .

We empirically observe that sparsity patterns of the different local gradients  $\frac{\partial \mathcal{L}}{\partial \mathbf{Z}^e}$  are usually similar. This is expected as these patterns correspond to the ReLU activation patterns for the layer outputs  $\mathbf{Z}^e$  (see Sec. 3.2) at different local steps which are computed on the same data  $\mathbf{X}$  and with similar weights  $\mathbf{W}^e$ . As the sparsity patterns for the individual gradients are similar, their sum  $\sum_{e=1}^{\mathcal{E}} \frac{\partial \mathcal{L}}{\partial \mathbf{Z}^e}$  also shares this sparsity pattern and is, thus, also sparse. As the server knows  $\mathbf{W}^0$  and it can subtract it from the client’s shared weights  $\mathbf{W}^\mathcal{E}$  and apply Theorem 3.3, as before, on the sparse matrix  $\sum_{e=1}^{\mathcal{E}} \frac{\partial \mathcal{L}}{\partial \mathbf{Z}^e}$  to obtain the corresponding matrix  $\mathbf{Q}$  and client data  $\mathbf{X}$ . We note that while our sparsity matching coefficient  $\sigma$  will typically not reach 1 for the final reconstruction in this setting, as there is some mismatch between the sparsity patterns of the different output gradients  $\frac{\partial \mathcal{L}}{\partial \mathbf{Z}^e}$ , we have found that SPEAR remains practically effective regardless.

We note that SPEAR can be even be generalized to FedAvg protocols that use random mini-batches  $\mathbf{X}^e$  of size  $b_{\text{mini}} < b$  sampled from  $\mathbf{X}$  at each local step. This is the case, as each local client gradient  $\frac{\partial \mathcal{L}}{\partial \mathbf{W}^e} = \frac{\partial \mathcal{L}}{\partial \mathbf{Z}^e} (\mathbf{X}^e)^T$ , can be represented as  $\frac{\partial \mathcal{L}}{\partial \mathbf{Z}^e} \mathbf{X}^T$ , where  $\frac{\partial \mathcal{L}}{\partial \mathbf{Z}^e}$  is derived from  $\frac{\partial \mathcal{L}}{\partial \mathbf{Z}^e}$  by adding 0 columns at batch positions corresponding to batch elements not in  $\mathbf{X}^e$ . Importantly, as  $\frac{\partial \mathcal{L}}{\partial \mathbf{Z}^e}$  only adds 0 columns to  $\frac{\partial \mathcal{L}}{\partial \mathbf{Z}^e}$ , the sparsity of  $\frac{\partial \mathcal{L}}{\partial \mathbf{Z}^e}$  can only increase, allowing to conclude that  $\sum_{e=1}^{\mathcal{E}} \frac{\partial \mathcal{L}}{\partial \mathbf{Z}^e}$  remains sparse, and, thus, Theorem 3.3 can still be applied to it.

**Experiments with FedAvg Updates** Next, we show empirically the effectiveness of SPEAR for FedAvg updates. In Table 7, we show the results of attacking clients with  $b = 20$  datapoints from the TINYIMAGENET dataset for different number of local client epochs  $\mathcal{E}$ . We observe that even for  $\mathcal{E} = 50$  gradient steps we recover data from most batches, with quality similar to the quality achieved when attacking individual gradients. This is expected as Theorem 3.3 still holds, as described in the previous paragraph. The slight dip in the fraction of reconstructed batches for larger number of steps  $\mathcal{E}$  can be attributed to some client batches inducing larger discrepancy between the sparsity patterns of  $\frac{\partial \mathcal{L}}{\partial \mathbf{Z}^e}$  compared to others, resulting in their sum being much less sparse. Further, Table 7 also shows that SPEAR can attack client updates that take  $b/b_{\text{mini}} = 4$  local steps per epoch for  $\mathcal{E} = 20$  epochs. Interestingly, while a total of 80 gradient steps are taken in this scenario the results are closer to the  $b_{\text{mini}} = 20, \mathcal{E} = 20$  setting, instead of the  $b_{\text{mini}} = 20, \mathcal{E} = 50$  setting. This can be explained by the increased sparsity of the individual expanded gradients  $\frac{\partial \mathcal{L}}{\partial \mathbf{Z}^e}$ .

Finally, we experiment with different local client learning rates  $\eta$  and show the results in Table 8. We observe that even for large learning rates SPEAR still recovers its inputs well, showing that while the individual weights  $\mathbf{W}^e$  can change a lot, their induced sparsity on  $\frac{\partial \mathcal{L}}{\partial \mathbf{Z}^e}$  remains consistent.

## G Visualisations of our results

Here we present a visual comparison between all batch images recovered by our method and Geiping et al. [1] on TinyImageNet for a 6 layer fully connected network with width  $m = 200$ . In Fig. 9 we operate in the same setting as App. E.2, namely batches of a single class. We observe that while some

Table 7: Reconstruction quality across 100 FedAvg client updates computed on TINYIMAGENET batches of size  $b = 20$  for different number of epochs  $\mathcal{E}$  and different mini batch sizes  $b_{\text{mini}}$ .

$\eta$	$\mathcal{E}$	$b_{\text{mini}}$	PSNR $\uparrow$	Acc. $\uparrow$
0.01	1	20	97.8	97%
0.01	5	20	103.9	100%
0.01	10	20	106.7	99%
0.01	20	20	108.90	98%
0.01	50	20	104.9	90%
0.01	20	5	106.7	97%

Table 8: Reconstruction quality across 100 FedAvg client updates computed on TINYIMAGENET batches of size  $b = 20$  for different local client learning rates  $\eta$ .

$\eta$	$\mathcal{E}$	$b_{\text{mini}}$	PSNR $\uparrow$	Acc. $\uparrow$
0.1	5	20	119.3	95%
0.01	5	20	103.9	100%
0.001	5	20	85.5	100%

images are well reconstructed by Geiping et al. [1], most of the images are of poor visual quality, with some even being hard to recognize. In contrast, all of our recovered images are pixel perfect. This in particular also means, that SPEAR’s reconstructions improve in fine-detail recovery even upon the well recovered images of Geiping et al. [1]. This is expected as our attack is exact (up numerical errors).

Finally, we demonstrate what happens to our proposed reconstructions in the rare cases when our algorithm fails to recover a batch, i.e., it fails to find or select some of the correct directions  $\bar{q}_i$ . In Fig. 10, we show the one-and-only such batch for the experiment on TinyImageNet presented in Table 3. The batch had 2 wrong  $\bar{q}_i$ s and still achieves an average PSNR of 91.2, which is much higher compared to prior work. Further, all but 2 images are affected by the failure.




Figure 9: The reconstructions of all images from Fig. 1, reconstructed using our SPEAR (top) or the prior state-of-the-art Geiping et al. [1] (mid), compared to the ground truth (bottom).




Figure 10: The only batch not perfectly reconstructed by SPEAR for the TinyImageNet experiment in Table 3. The reconstruction selected 2/20 wrong directions  $\vec{q}_i$ , resulting in the left most images being wrongly recovered.