

Consumers' Perceived Privacy Violations in Online Advertising

Kinshuk Jerath

Columbia University

jerath@columbia.edu

Klaus M. Miller*

HEC Paris

millerk@hec.fr

May 27, 2024

* We thank Alessandro Acquisti, Laura Brandimarte, Avi Goldfarb, Kathrin Gruber, Garrett Johnson, Tesary Lin, and Daniel Sokol for their helpful comments on an earlier draft of this paper. This manuscript has also benefitted from comments from seminar and conference participants at Paris Dauphine University, the FTC PrivacyCon 2024, and BIOMS 2024 at University of Michigan. Miller gratefully acknowledges support from the Hi! PARIS Center on Data Analytics and Artificial Intelligence for Science, Business, and Society, and a grant of the French National Research Agency (ANR), “Investissements d’Avenir” (LabEx Ecodec/ANR-11-LABX-0047)”.

Consumers' Perceived Privacy Violations in Online Advertising

Abstract

In response to privacy concerns about collecting and using personal data, the online advertising industry has been developing privacy-enhancing technologies (PETs), e.g., under Google's Privacy Sandbox initiative. In this research, we use the dual-privacy framework, which postulates that consumers have intrinsic and instrumental preferences for privacy, to understand consumers' *perceived* privacy violations (PPVs) for current and proposed online advertising practices. The key idea is that different practices differ in whether individual data leaves the consumer's machine or not and in how they track and target consumers; these affect, respectively, the intrinsic and instrumental components of privacy preferences differently, leading to different PPVs for different practices.

We conducted online studies focused on consumers in the United States to elicit PPVs for various advertising practices. Our findings confirm the intuition that tracking and targeting consumers under the industry status quo of behavioral targeting leads to high PPV. New technologies or proposals that ensure that data are kept on the consumer's machine lower PPV relative to behavioral targeting, but, importantly, this decrease is small. Furthermore, group-level targeting does not differ significantly from individual-level targeting in reducing PPV. Under contextual targeting, where there is no tracking, PPV is significantly reduced. Interestingly, with respect to PPV, consumers are indifferent between seeing untargeted ads and no ads when they are not being tracked.

We find that consumer perceptions of privacy violations under different tracking and targeting practices may differ from what technical definitions suggest. Therefore, rather than relying solely on technical perspectives, a consumer-centric approach to privacy is needed, based on, for instance, the dual-privacy framework. At a time when there are significant developments in the privacy space, our research provides valuable insights for online advertisers and policymakers.

Keywords: Privacy, Online Advertising, Intrinsic and Instrumental Privacy Preferences, Perceived Privacy Violation

JEL Codes: D12, D83, M31, M38, L86

1. Introduction

Firms use display advertising, including banner and video ads, to advertise to consumers online, with global display ad spending greater than USD 300 billion in 2023.¹ The dominant paradigm in display advertising has been behavioral targeting, under which a consumer's activity is tracked over time and across websites and apps they visit to develop an individual-level profile using the data collected, and the consumer is targeted individually based on the profile. Given such practices, consumer privacy concerns arise (Goldfarb and Tucker 2012).

Johnson (2013) observes that in the early 2010s, approximately two-thirds of Americans resisted behaviorally targeted advertising. More recent surveys suggest that these figures may be higher. For example, a survey by the Pew Research Center (2019) finds that 79% of Americans are concerned about how their data is collected and used by firms, and 81% feel that the potential risks of this data collection outweigh the benefits. Worledge and Bamford (2019) find that while a majority (63%) of individuals supported how digital advertising worked when initially asked, once a brief explanation of its functioning was provided, acceptability fell to 36%. Accountable Tech (2021) finds that 81% of Americans would keep their personal data private, even if it meant seeing less relevant ads.

To address privacy concerns and adapt to stricter global privacy laws,² the online advertising industry has been innovating by developing *privacy-enhancing technologies (PETs)*.³ PETs are “digital technologies and approaches that permit the collection, processing, analysis, and sharing

¹ <https://www.statista.com/statistics/276671/global-internet-advertising-expenditure-by-type/>

² Examples include the California Consumer Privacy Act (CCPA), the European Union's General Data Protection Regulation (GDPR), and the China Personal Information Protection Law (PIPL).

³ Whether PETs actually improve consumer privacy or only pretend to do so is an open question. Edelman (2021), for example, argues that “Google's [Privacy Sandbox] is a classic example of what you might call privacy theater: While marketed as a step forward for consumer privacy, it does very little to change the underlying dynamics of an industry built on surveillance-based behavioral advertising.”

of information while protecting the confidentiality of personal data” (OECD 2023). PETs seek to preserve the utility of data while minimizing the necessity for extensive data collection and processing.

The most prominent examples of PETs in online advertising include initiatives under the Google Privacy Sandbox. For instance, the “Topics” initiative aims to improve consumer privacy by not targeting consumers individually based on their interests but instead allowing consumers to “hide” within larger groups of consumers with shared interests,⁴ whereas the “Protected Audience” initiative enables individual-level tracking, profiling, and ad serving.⁵ Both these approaches still track consumers individually on their devices, even though their data may not leave their devices. In other words, while the Google Privacy Sandbox initiatives ensure that a consumer’s individual data does not leave their machine, they individually track consumers locally, even when targeted only in groups.⁶

Other common practices, like contextual targeting, do not track consumers across websites but target them individually based on the content of the web page that they are on (e.g., a consumer on a web page for a cake-baking recipe may be shown an ad for baking utensils). Finally, ads could be completely untargeted (though this is rarely done in the current environment) or very broadly targeted.

We summarize the key practices of firms in online advertising in Table 1, labeled as different scenarios from A to F. The table shows how firms’ practices in online advertising vary in their degree of tracking (from no tracking to individual-level tracking with the data leaving the machine of the user or not) and their degree of targeting (from showing no ads to untargeted ads to individual-level targeted ads based on past browsing behavior).

⁴ <https://blog.google/products/chrome/get-know-new-topics-api-privacy-sandbox>

⁵ https://privacysandbox.com/intl/en_us/news/protected-audience-api-our-new-name-for-fledge

⁶ Whether keeping a consumer’s data on their device is sufficient to protect their privacy is unclear. For example, Apple’s App Tracking Transparency (ATT) feature has been criticized for not fully preventing third-party access and tracking on a consumer’s mobile device (Morrison 2022).

TABLE 1: OVERVIEW OF DIFFERENT FIRM PRACTICES IN ONLINE ADVERTISING

Scenario	Online Advertising Practice	Tracking	Targeting
A	No Ads, No Tracking	No tracking	No targeting
B	Untargeted Ads	No tracking	No targeting
C	Contextual Targeting	Individual-level tracking but no past data used for profiling	Individual-level targeting based on context
D	Group-level Targeting PET (e.g., Google’s Topics)	Individual-level tracking but data stays on the user’s machine	Group-level targeting based on behavior
E	Individual-level Targeting PET (e.g., Google’s Protected Audience)	Individual-level tracking but data stays on the user’s machine	Individual-level targeting based on behavior
F	Behavioral Targeting	Individual-level tracking and data leaves machine	Individual-level targeting based on behavior

Policymakers have promoted PETs as a tool and method that firms can utilize to adhere to data protection principles (Tucker 2023). PETs have also been explicitly addressed in privacy and data protection laws and regulations worldwide (OECD 2023), such as in the European Union’s GDPR, which states in Article 25 that PETs may help to implement the data protection principle of privacy by design and by default.⁷ The advertising industry is also developing and adopting PETs, with global investments in PETs projected to grow from approximately USD 2.4 billion in 2022 to USD 26 billion in 2029.⁸ Because Google is a dominant provider of online advertising services, the Google Privacy Sandbox initiatives have achieved high prominence. In a recent study, Johnson and Neumann (2024) find that over 40% of the top 60,000 commercial websites on the Internet have adopted at least one of the Sandbox initiatives.

⁷ Specifically the GDPR Article 25 (2) states that firms “shall implement appropriate technical and organizational measures for ensuring that, by default, only personal data which are necessary for each specific purpose of the processing are processed” (European Union 2016).

⁸ <https://www.kisacoresearch.com/content/investors-view-privacy-enhancing-technologies>

Evidently, the development of PETs has focused on the technical aspects of how and where data tracking is done and how the data are used for targeting. While PETs have been developed in reaction to consumers' privacy concerns, what seems to have not been given due attention is consumers' own perceptions of the PETs being developed, such as how much consumers perceive that these practices violate or preserve consumer privacy. Presumably, the practices specified in Table 1 vary in consumers' degrees of perception of how much their privacy is violated.

In this research, we ask how different firm practices in online advertising impact consumers' *perceived privacy violation (PPV)*. Essentially, the question is how much consumers *perceive* their privacy to be violated or not when their data is being tracked in different ways and whether they are being shown targeted ads or not.⁹ (We note that we do not measure consumers' stated willingness-to-pay (WTP) for privacy; we only measure their perception of privacy violation.)

To better understand when consumers perceive their privacy to be violated, we rely on the *dual-privacy framework*. As developed in Lin (2022), the dual-privacy framework comprises of two components: (i) an intrinsic component and (ii) an instrumental component. The intrinsic component reflects a consumer's natural preference for privacy. The instrumental component arises from a consumer's expected economic consequences of sharing their private information with the firm due to its use of this data. A consumer may perceive their privacy to be violated if one or both components of privacy preferences lead to disutility. Intrinsic disutility is realized when a consumer's private information becomes known by an entity that is not the consumer. Instrumental disutility is realized when the costs of sharing a consumer's data (e.g., due to

⁹ Spiekermann, Grossklags, and Berendt (2001) found that consumers "privacy concerns focused either on the revelation of identity aspects such as name, address or e-mail [...] or on the profiling of interests, hobbies, health and other personal information [...]."

individualized targeting of products or pricing) loom larger than the benefits of seeing ads (e.g., the consumer getting familiar with relevant products).

We hypothesize that consumers' perceived violations of intrinsic and instrumental components of privacy under any practice will impact perceived violations of privacy under that practice. The practices in Table 1 differ in their impact on the intrinsic and instrumental aspects of privacy; therefore, the PPV under the different practices will also differ. We develop this idea further theoretically to obtain predictions regarding how the different practices in Table 1 will impact PPV. Following this, we measure consumers' PPV from the various practices in Table 1 through an online study with several thousand consumers in the United States.

We find that while both the Group-level Targeting PET and the Individual-level Targeting PET lower PPV relative to the current industry standard of behavioral advertising, the decrease is quite small. Interestingly, PPV is reduced if data never leaves a consumer's machine; however, PPV under group-level targeting does not significantly differ from PPV under individual-level targeting. Under contextual targeting, where there is no tracking across websites, although there is individual targeting, PPV is significantly reduced. Interestingly, concerning PPV, consumers are indifferent between seeing untargeted ads and no ads when they are not being tracked. The results of our experiment are in line with our theoretical predictions.

Our research makes two contributions: First, we contribute to our understanding of the consumers' PPV for different current and proposed PETs in online advertising, such as those under the Google Privacy Sandbox. We do not know of any other research that has studied PPV of different practices in this manner,¹⁰ and we believe that we make a significant contribution by

¹⁰ Lin (2022) develops a methodology to separate intrinsic and instrumental preferences of privacy for a specific practice but does not estimate the PPV of different practices. Prince and Wallsten (2022) elicit stated privacy preferences of consumers in different geographies and for different types of data and services. Tomaino, Wertenbroch, and Walters

helping to understand the consumer side of this critical question. This understanding in itself has important implications for policymakers and advertisers. For instance, it has been commented that privacy regulations and industry efforts are focusing more on control of data and data security (closer to the intrinsic aspect of privacy) rather than the inferences that can be made with the data and how companies utilize the data (closer to the instrumental aspect of privacy) (Miklos-Thal et al. 2024). Our findings, on the other hand, suggest that consumers' perceptions of privacy are affected more by their expectations on whether they will receive targeted ads and the experience they will have than by technical or operational aspects of how and where data are stored, how they are tracked, etc.¹¹

Hence, a consumer-centric approach to privacy is necessary instead of relying solely on technical, engineering, or firm perspectives. Our research shows that prevailing PETs might address perceived violations about the intrinsic aspect of privacy, such as ensuring data remains on the consumer's device. However, these PETs may not effectively tackle the instrumental aspect of privacy, which involves how firms target consumers, either at a group or individual level. This realization may prompt a reevaluation of the current emphasis in privacy legislation.

Second, we show that the dual-privacy framework may be used to develop expectations on perceptions of privacy for current and future practices/proposals in online advertising. In other words, for any proposed privacy-related practice, one can decompose its impact into the impact on intrinsic privacy preferences and instrumental privacy preferences, which can provide an indication of the overall PPV of that practice. The reliance of consumers on both intrinsic and

(2023) show that consumers have difficulties in stating their WTP for non-market goods (including privacy), and may give inconsistent answers even under incentive-aligned approaches.

¹¹ This notion is in line with Acquisti (2023) who states that Google Topics “can be privacy preserving, but it may not change how targeting ultimately operates in the online advertising ecosystem [...] that is, the fact that, even when their identities are nominally protected, individuals may be targeted with offers that may or may not be beneficial to them.”

instrumental elements of privacy indicates that the dual-privacy framework could be beneficial in other areas for assessing expectations and perceptions of privacy, such as in the context of medical, health, or census data.

The rest of the paper is organized as follows. In Section 2, we describe the dual-privacy theory and derive predictions based on the theory of how different firm practices in online advertising impact consumers' PPV. In Section 3, we describe our studies. In Section 4, we present the results of our studies. In Section 5, we conclude the paper with a discussion of our main findings and their implications for advertisers and regulators.

2. Theory and Predictions

In this section, we present theory to develop insights into how and why we can expect PPVs to differ across practices. Later, we analyze the data from our study and find that the PPVs of different practices are consistent with our theoretical predictions.

We use the dual-privacy framework, initially proposed by Becker (1980), to explain how different firm practices in online advertising impact consumers' perceived privacy valuations (PPV). As developed in Lin (2022), the dual-privacy framework consists of two components: intrinsic and instrumental.¹² The intrinsic component reflects a consumer's taste for privacy and arises from a desire to have control over one's personal information. The instrumental component reflects the economic consequences of revealing personal information; it includes costs and benefits of sharing personal data with a firm through the firm's usage of these data. Consumers often attach

¹² The ideas of intrinsic and instrumental components of privacy, sometimes along with this nomenclature, appear in various papers (Posner 1981; Calo 2011; Farrell 2012; Acquisti, Brandimarte, and Loewenstein 2015; Acquisti, Taylor, and Wagman 2016; Jin and Stivers 2017). However, Lin (2022) was the first to integrate these ideas into a holistic formal framework that can be neatly applied to studying privacy preferences. Choi, Jerath, and Sarvary (2023) apply these ideas to theoretical work on privacy.

negative perceptions to the instrumental aspects of privacy for behaviorally targeted ads (Ur et al. 2012; Pew Research Center 2019; Mustri, Adjerid, and Acquisti 2023; Armitage et al. 2023).¹³

The dual-privacy framework can be applied to understand different firm practices in online advertising and develop predictions of their impact on consumers’ perceptions of privacy violations. We do this in Table 2, which is derived from Table 1 with the last two columns (titled “Perceived Intrinsic Disutility” and “Perceived Instrumental Disutility”) appended to Table 1. Next, we discuss how we populate these last two columns in Table 2.

TABLE 2: CLASSIFICATION OF DIFFERENT FIRM PRACTICES BASED ON PERCEPTIONS OF INTRINSIC AND INSTRUMENTAL DISUTILITIES

Scenario	Online Advertising Practice	Tracking	Targeting	Perceived Intrinsic Disutility	Perceived Instrumental Disutility (Costs – Benefits)
A	No Ads, No Tracking	No tracking	No targeting	Zero	Zero
B	Untargeted Ads	No tracking	No targeting	Zero	Negative Zero Positive
C	Contextual Targeting	Individual-level tracking, but no past data used for profiling	Individual-level targeting based on context	Low	Low
D	Group-level Targeting PET (e.g., Google’s Topics)	Individual-level tracking, but data stays on machine	Group-level targeting based on behavior	Low	Medium
E	Individual-level Targeting PET (e.g., Google’s Protected Audience)	Individual-level tracking, but data stays on machine	Individual-level targeting based on behavior	Low	High
F	Behavioral Targeting	Individual-level tracking, data leaves machine	Individual-level targeting based on behavior	High	High

For the status quo of behavioral targeting (Scenario F), perceived intrinsic disutility

¹³ We are still developing this section of the paper.

should be high because the consumer is tracked and the data leaves the local machine, and perceived instrumental disutility should also be high because of the arguments presented earlier. For the Individual-level Targeting PET (Scenario E), perceived intrinsic disutility should be low because although the consumer's activity is tracked, the consumer's data does not leave the machine; however, perceived instrumental disutility should still be high because the consumer receives individualized behaviorally targeted ads. For the Group-level Targeting PET (Scenario D), perceived intrinsic disutility should be low because although the consumer's activity is tracked, the consumer's data does not leave the machine. In this case, perceived instrumental disutility should be at a medium level because the consumer is profiled and receives behaviorally targeted ads at a group-level.

For contextual targeting (Scenario C), both perceived intrinsic and perceived instrumental disutilities should be low as the consumer is only tracked at the individual-level on the focal website she is visiting but not on other websites (i.e., no past behavioral browsing data is used for profiling and targeting the user, and the only data used for targeting is the fact that the consumer is present on the website). However, contextual targeting may still trigger privacy concerns (Bleier 2021).

When there is no tracking and no ads are shown to consumers (Scenario A), both perceived intrinsic and perceived instrumental disutilities should be zero. When there is no tracking, but untargeted ads are shown (Scenario B), perceived intrinsic disutility should be zero as no private data becomes known to the firm, but perceived instrumental disutility can be negative, zero, or positive depending on how a consumer evaluates the benefits of untargeted ads.¹⁴

¹⁴ We only require instrumental disutility to be ordinal, but instrumental disutility does not necessarily have to be positive for all consumers, i.e., consumers could perceive a net instrumental benefit.

Postulating that a consumer’s perceived privacy violation (PPV) is influenced by both the perceived intrinsic and perceived instrumental disutilities, based on the arguments presented, we expect consumers to have the highest PPV for Behavioral Targeting, followed by Individual-level Targeting PET, Group-level Targeting PET, Contextual Targeting, Untargeted Ads, and No Ads, in that order. Next, we report on the online experiments we ran to obtain data on the PPV of consumers in the United States.

3. Descriptions of Experiments

We conducted an online experiment in the United States to test consumers’ PPV under various online advertising regimes. This was guided by the predictions of the dual-privacy framework developed in the last section. We report the details of our study below. In the Appendix, we report the results of two replication studies in the United States, as well as pooled results of our original US study and the two US replication studies. Finally, we report an additional replication study in Europe in the Appendix. The results of the additional studies are statistically identical to those of the original study presented below.

3.1 Participants

We collected the data for our study through an online experiment on the platform Prolific on February 3, 2023. The study uses a survey to solicit consumers’ PPV under the six experimental conditions representing various online advertising regimes. Stimuli and non-identifiable alphanumeric data are available via an online data repository. We prespecified when data collection would end (i.e., the decision to stop collecting data was independent of the results; we did not analyze the data until after data collection for the given study had been completed). As a rule of thumb, following recent thinking on sample size (www.datacolada.org/18), we sought to obtain a minimum of 250 participants per treatment group. Slight deviations from the target and actual numbers are caused by idiosyncratic differences in how survey “completes” are registered

in Prolific vs. the survey software we used to collect the data. We report the results using all completed survey observations and remove incomplete observations.

3.2 Stimuli

We asked participants to read a short description of how online advertising could work in the future. We summarize the descriptions of the seven experimental conditions in Appendix A.1. Conditions A, B, D, E, and F correspond to Scenarios A, B, D, E, and F in Table 2. Conditions C1 and C2 correspond to Scenario C in Table 2 and are two variations of this scenario.

3.3 Experimental procedure

We developed seven different independent experimental groups and used a between-subjects design. Each participant was randomly assigned to one treatment group. After reading a description of how online advertising could work in the future in that scenario, participants completed a survey. The survey included a measure of perceived privacy violation (PPV), demographics, and other measures. To indicate their PPV, participants were asked to respond to the statement: “Based on the scenario described above, do you perceive your privacy to be violated?” on a scale of 1 (not at all) to 7 (very much so).

3.4 Face Validity

We determine the face validity of our PPV measure by running the following analysis per treatment group. Across the respondents in the group, we correlate the elicited PPV with the consumer's tendency to delete cookies as answered by the question “How often do you delete your browser cookies?” measured on a scale from 1 (never) to daily (9). We interpret the measure of the frequency of cookie deletion as a proxy for a consumer’s sensitivity to privacy.

In experimental conditions where privacy matters, we expect a positive correlation between consumers’ sensitivity to privacy and their stated PPV. We indeed find positive and significant

(though small) correlations in all conditions where consumers are told they will receive targeted advertising, independent of whether targeting refers to contextual or behavioral targeting (Scenario A (No Ads, No Tracking): $r = 0.024$, $p = 0.510$; Scenario B (Untargeted Ads): $r = 0.060$, $p = 0.109$; Scenario C (Contextual Targeting): $r = 0.091$, $p = 0.000^{***}$; Scenario D (Group-level Targeting PET): $r = 0.162$, $p = 0.000^{***}$; Scenario E (Individual-level Targeting PET): $r = 0.081$, $p = 0.025^{**}$; Scenario F (Behavioral Targeting): $r = 0.126$, $p = 0.001^{***}$). We conclude from this analysis that our PPV measure has face validity.

To further explore the face validity of our PPV measure, we use the data from our second replication study (see further details below and Appendix A.3). This study is an identical replication of our original study with the sole difference that after a respondent stated their PPV, they were asked why they provided a specific PPV score.¹⁵ We use these qualitative statements for textual analysis, specifically topic analysis, to further understand what our PPV measure captures. We use the popular topic modeling approach, LDA analysis, for our purposes.¹⁶ We investigate whether the respondents' qualitative statements reflect intrinsic and instrumental privacy preferences.

As shown in the left panel of Figure 1, when we ask LDA to give two topics, we obtain one topic for which the highest-relevance keywords include “data,” “privacy,” “personal,” “device(s),” and “leave,” and another topic for which the highest-relevance keywords include “tracked/tracking,” “ads/advertising,” “activity,” and “targeted.”¹⁷ Based on these highest-relevance keywords, we naturally label the first topic as “Intrinsic Disutility” and the second topic as “Instrumental

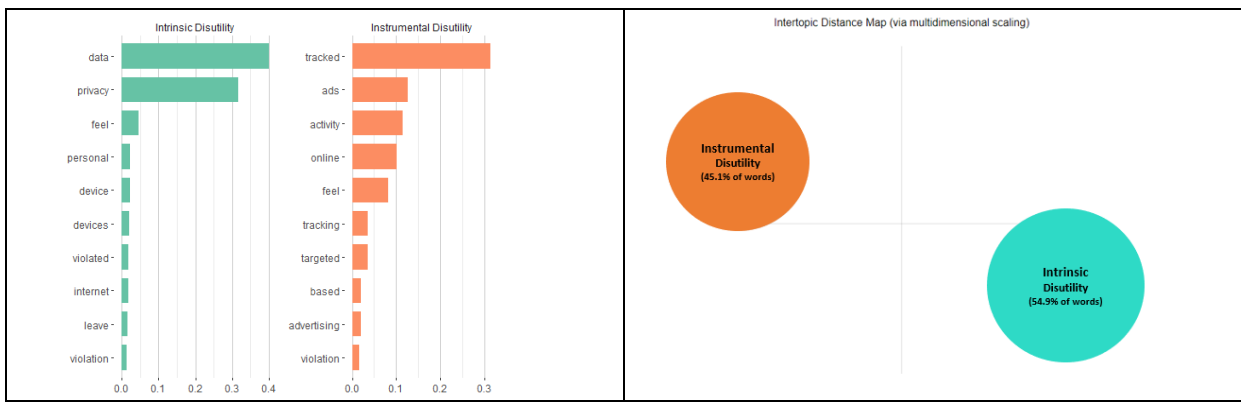
¹⁵ The exact wording of the question is “Please explain why you stated a score of [“show previously stated PPV score”] for your perceived privacy violation based on the online advertising scenario described in the previous question?”.

¹⁶ Specifically, we use the Variational Expectation Maximization (VEM) algorithm (Blei et al. 2003). We used 9,444 words that appeared most frequently across the qualitative statements for the analysis. We exclude infrequent words (< 5 occurrences) to mitigate the risk of rare-word occurrences and co-occurrences confounding the topics. The remaining words used for analysis represent 68% of all words in the corpus. Based on our theoretical expectations motivated by the dual-privacy framework outlined in Section 2, we preset the number of topics for the LDA analysis to two.

¹⁷ The words with the highest relevance for a topic are the words that have the highest probability to occur with a topic, i.e., highest $\text{Prob}(\text{word}|\text{topic})$.

Disutility.” As the right panel shows, the intrinsic and instrumental disutility topics account for 54.9% and 45.1% of the words in our corpus, respectively, and these topics are distinct (based on the inter-topic distance map). Overall, the topics we identify relate to intrinsic and instrumental disutility and provide additional support for the face validity of our PPV measure.

FIGURE 1:
TWO LDA TOPICS REPRESENTING INTRINSIC DISUTILITY AND
INSTRUMENTAL DISUTILITY



Notes: The words with the highest relevance for a topic are the words that have the highest probability to occur with a topic $p(\text{word}|\text{topic})$.

3.5 Test-Retest Reliability

We determine the test-retest reliability of our PPV measure by replicating our original study twice using a US sample. We conducted the first replication study on February 23, 2023 (20 days after the original study) and the second replication study on September 25, 2023 (almost eight months after the original study and after Google announced the general availability of the Privacy Sandbox for the web on September 7, 2023 to consumers¹⁸). The results of the two replication studies are statistically identical to the original study’s results. We report the detailed results of our original US study below and the results of our two US replication studies in Appendix A.2. and A.3. In addition, we report the pooled results of all three US studies in Appendix A.4. Finally, we

¹⁸ <https://privacysandbox.com/news/privacy-sandbox-for-the-web-reaches-general-availability>

conducted a third replication study on November 11, 2023, using a European Union sample.¹⁹ We report the results in Appendix A.5 and do not find any significant differences between the results of the EU and the original US studies.

4 Results

We compare PPV across the seven experimental groups in the above study. The summary statistics are reported in Table 3, and the smoothed distributions are plotted in Figure 2.

First, as expected, PPV is the lowest when there is no tracking (Conditions A and B) and is statistically the same irrespective of whether ads are not shown (Condition A) or shown (Condition B).

Second, if a consumer is being tracked (Conditions C1, C2, D, E, and F), then PPV is statistically significantly higher than when a consumer is not being tracked.

Third, among the conditions in which a consumer is tracked, PPV is lowest for contextual ads (Conditions C1 and C2), where tracking simply means detecting that the consumer is present at a specific website.

Fourth, if there is individual-level tracking of activity (Conditions D, E, and F), PPV is statistically significantly higher than in Conditions C1 and C2. Among Conditions D, E, and F, PPV is lower and statistically the same for Conditions D and E, in which data does not leave the local machine. At the same time, the distinction between profiling and targeting at the group-level (Condition D) or individual-level (Condition E) does not matter for PPV. Finally, PPV is highest for Condition F, which corresponds to the status quo of behavioral targeting with individual-level

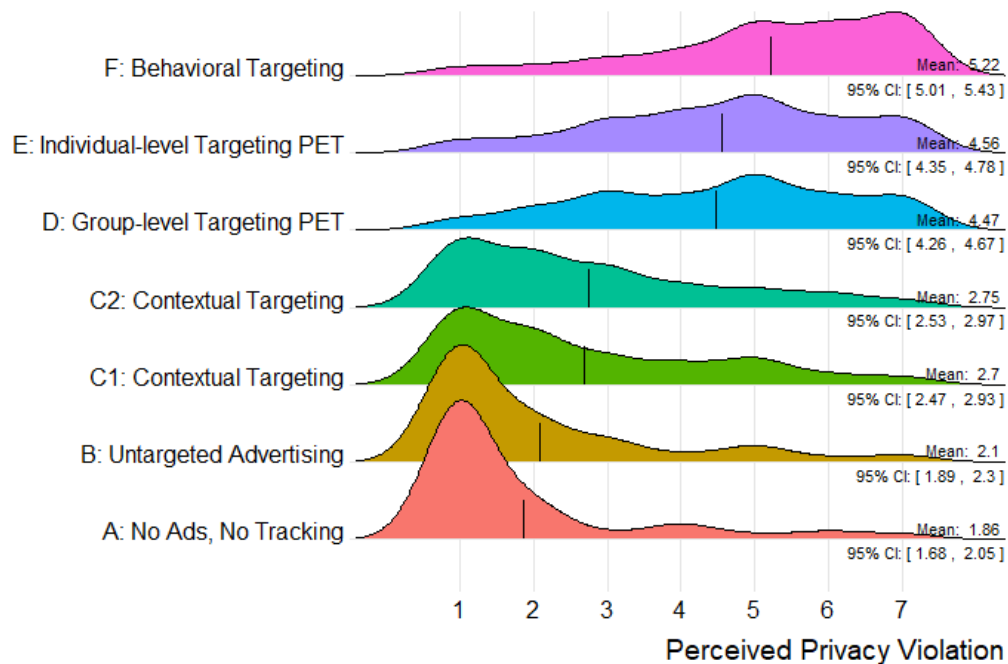
¹⁹ Our EU study was targeted to the 27 EU member states, Austria, Belgium, Bulgaria, Croatia, Republic of Cyprus, Czech Republic, Denmark, Estonia, Finland, France, Germany, Greece, Hungary, Ireland, Italy, Latvia, Lithuania, Luxembourg, Malta, Netherlands, Poland, Portugal, Romania, Slovakia, Slovenia, Spain and Sweden.

tracking, profiling, and targeting with data leaving the local machine.²⁰

TABLE 3:
PPV PER EXPERIMENTAL GROUP (N = 1,751)

Experimental Group	Experimental Group Description	N	Mean	SE	CI
A	No Ads, No Tracking	265	1.864	0.096	[1.677, 2.052]
B	Untargeted Ads	239	2.096	0.105	[1.890, 2.302]
C1	Contextual Targeting A	235	2.698	0.116	[2.471, 2.925]
C2	Contextual Targeting B	246	2.748	0.111	[2.531, 2.965]
D	Group-level Targeting PET	275	4.465	0.105	[4.259, 4.672]
E	Individual-level Targeting PET	247	4.563	0.109	[4.350, 4.776]
F	Behavioral Targeting	244	5.221	0.107	[5.012, 5.431]

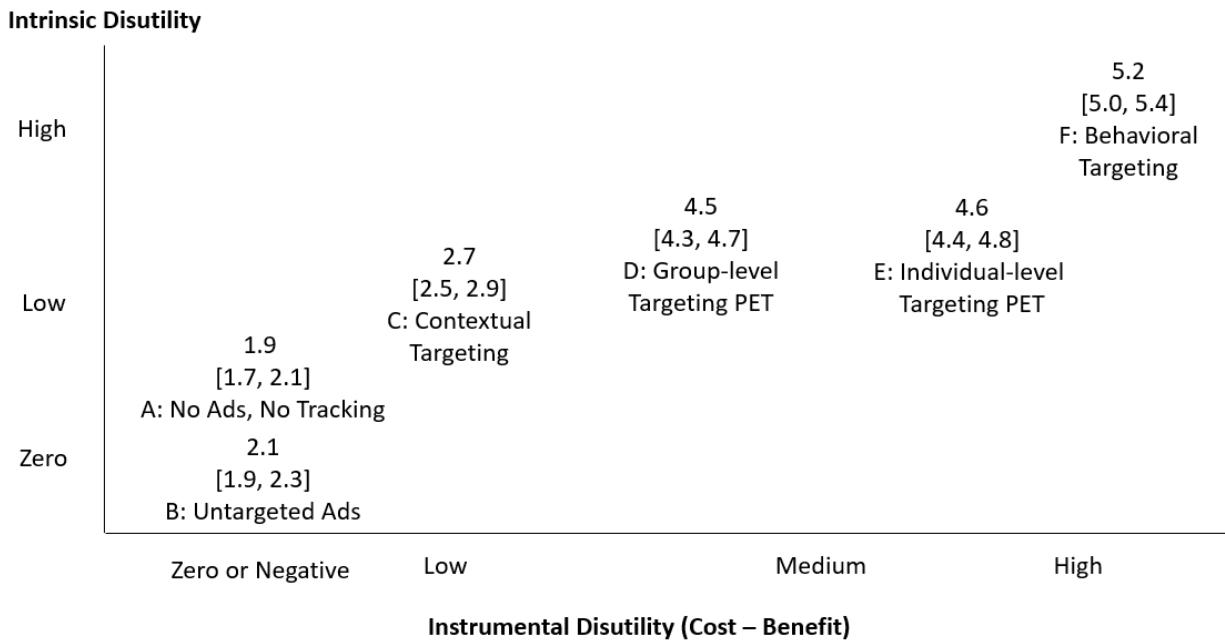
FIGURE 2:
PPV PER EXPERIMENTAL GROUP (N = 1,751)



²⁰ There is an eighth condition in the experiment, Condition G, with Tracking but No Ads. This condition is an unrealistic condition, but we include it for theoretical completeness. This is out of the scope of our theoretical conceptualization, and we do not have a prediction for consumers' PPV for this condition. In the online experiment, this condition had 250 subjects, a mean PPV of 5.924 with a SE of 0.094 and a CI of [5.740, 6.108]. This PPV is even higher than for the behavioral targeting scenario (Condition F). Potentially, this is because, in the context of our study, if consumers are tracked but not shown ads then they may be suspicious about what exactly is being done with their data.

In summary, our results show that if online advertisers are not tracking a consumer, PPV is low, and they are indifferent if they see ads or not. Increased tracking, targeting, and data leaving the machine contribute to a larger PPV. The proposal by the industry (for example, within the Google Privacy Sandbox) of developing PETs under which data never leaves a consumer’s machine lowers consumers’ PPV compared to the current industry status quo of behavioral targeting in which data leaves the consumer’s machine. However, under this proposal, group-level targeting does not significantly differ from individual-level targeting. The decrease in PPV from PETs, under which data does not leave the machine of the consumer, though statistically significantly different, is small relative to the current industry status quo of behavioral targeting. On the other hand, the decrease in PPV from contextual targeting is comparatively much larger.

FIGURE 3:
PPV PER EXPERIMENTAL GROUP (N = 1,751)



In Figure 3, we use the characterization of the different practices on the dimensions of Intrinsic Disutility and Instrumental Disutility plotted on the y-axis and the x-axis, respectively,

and plot the results presented in Table 3 for the different conditions (for Conditions C1 and C2, we use the average PPV and plot it under Contextual Targeting). From eyeballing this figure, it is clear that as Intrinsic Disutility, Instrumental Disutility, or both increase for a particular practice (as per Table 2), the PPV for that practice weakly increases. This finding supports our key underlying claim that the dual-privacy framework is useful for conceptualizing and understanding different privacy-relevant practices related to tracking and targeting in online advertising, including new proposals such as under the Google Privacy Sandbox. Under this framework, both intrinsic and instrumental preferences for privacy matter, which offers a valuable approach, rooted in theory, to evaluate the privacy-related impact of firm practices in online advertising.

To better understand the relationship between intrinsic and instrumental disutility and PPV, we run a descriptive regression using the pooled data from all three US studies (with 5,193 total subjects) and report the results in Table 4. We use dummy-coding to include each expected level of intrinsic disutility (zero, low, high) and instrumental disutility (zero, low, medium, high) per experimental group (see Table 2 for details) in the regression. We code the instrumental disutility for Scenario B as “Zero.”²¹

As per Table 4, we find levels of intrinsic disutility (low: $\beta = 0.684$, high: $\beta = 1.393$) as well as levels of instrumental disutility (medium: $\beta = 1.722$, high: $\beta = 1.917$) to be positively and highly statistically significantly (all p -values = 0.000) correlated with the consumers’ PPV values. For higher (lower) levels of intrinsic and instrumental disutility, we find a stronger (weaker) positive relationship with PPV. These findings are in line with our theoretical predictions in Table 2. The Adjusted R^2 of the regression is 0.357.

²¹ “Zero” serves as baseline level for intrinsic disutility, while “Low” serves as baseline level for instrumental disutility. Note that instrumental disutility = zero drops out of the estimation as it is perfectly colinear to intrinsic disutility = zero.

TABLE 4:
 POOLED REGRESSION RESULTS OF ORIGINAL STUDY AND TWO
 REPLICATION STUDIES FOR THE RELATIONSHIP OF INTRINSIC AND
 INSTRUMENTAL DISUTILITY AND PPV (N = 5,193)

Independent Variables		Dependent Variable: Perceived Privacy Violation (PPV)	<i>p</i> -value
Intrinsic Disutility	Zero	0.000	—
	Low	0.684 (0.063)	0.000
	High	1.393 (0.107)	0.000
Instrumental Disutility	Low	0.000	—
	Medium	1.722 (0.075)	0.000
	High	1.917 (0.076)	0.000
Intercept	—	1.967 (0.044)	0.000

5 Conclusions

This research examines consumers’ perceived privacy violation (PPV) resulting from different firm practices in online advertising related to preserving consumers’ privacy. We hypothesize that PPV depends on perceived intrinsic and instrumental disutilities under a practice, as per the dual-privacy framework. Using an online experiment with 1,751 US participants, we find that the current industry standard of behavioral targeting leads to a high PPV. We also investigate the PPV of privacy-enhancing technologies (PETs), such as group-level and individual-level targeting, with the data being kept on the consumer’s machine, as the Google Privacy Sandbox has proposed. Our results show that while these PETs lower PPVs, the decrease is relatively small, and the effective factor is the promise of data not leaving a consumer’s machine reduces PPV rather than the promise of group-level targeting.

Our research makes two contributions. First, we contribute to our understanding of the PPV for different practices in online advertising and privacy proposals, which has important implications for policymakers and advertisers. For instance, we find that something that conserves

privacy from a technical point of view, such as group-level targeting, may not lead to a greater perception of privacy being preserved from a consumer's point of view if consumers perceive that targeting is still specific enough.

Since the goal of privacy-enhancing initiatives is to cater to consumers' needs for privacy, firms and policymakers must take steps to enhance perceived and technical privacy. Such initiatives could include measures to change consumers' perceptions of not only the process of online advertising (i.e., consumers' understanding of the privacy-preserving nature of individual-level tracking without data leaving the local machine, such as under Google's Protected Audience) but also change the consumers' perceptions of the outcome of online advertising (i.e., being targeted with ads albeit on a more privacy-preserving group-level instead of the individual-level such as under Google's Topics). At the same time, consumer education on privacy initiatives may also be useful in bridging the gap between technical definitions of privacy and perceived privacy. Our empirical results on PPV align with predictions made under the assumption that the costs of sharing data for consumers are greater than the benefits that accrue to them; we interpret this as indirect support that, indeed, the general perception among consumers is that costs of sharing data are greater than the benefits (even if this is not always found to be true in revealed-preference settings).

The above takeaways are also critical for policymakers. As discussed earlier, current regulatory initiatives focus on the intrinsic aspects of privacy (control, collection, and data security). Our research shows that instrumental aspects of privacy (how the data are used for targeting, such as making inferences from it (Miklos-Thal et al. 2024)) deserve equal importance. Indeed, the current PET solutions (like "Topics" and "Protected Audience" under the Google Privacy Sandbox initiative) do not seem to alleviate instrumental concerns about privacy.

Second, we show that the dual-privacy framework is useful in developing expectations on perceptions of privacy for current and future practices/proposals in online advertising by understanding how a practice affects both these components in terms of data tracking, data leaving the machine, and how the data might be used.

Before concluding, we highlight that our research is only a first step in understanding PPV. Our approach has two primary limitations. First, we rely on stated preference responses for PPV rather than revealed preference responses in lab or field data; however, one could argue that stated preference data is what is needed for understanding perceptions. Second, we do not use an explicit model for intrinsic and instrumental preferences of privacy. (These two aspects are addressed in Lin (2022), but that paper does not study PPVs of different industry practices and proposals.) Nevertheless, our research provides an intriguing set of insights on PPV and a useful framework for understanding the PPV of different tracking and targeting practices in online advertising. Future work can extend our research in the above and other dimensions.

References

- Accountable Tech (2021), “America's Views on Surveillance Advertising,” <https://accountabletech.org/research/surveillance-advertising/>.
- Acquisti, Alessandro (2023), “The Economics of Privacy at a Crossroads,” in: Goldfarb, Avi and Catherine E. Tucker, *The Economics of Privacy*, University of Chicago Press.
- Acquisti, Alessandro, Curtis Taylor, and Liad Wagman (2016), “The Economics of Privacy,” *Journal of Economic Literature*, 54 (2), 442–92.
- Acquisti, Alessandro, Laura Brandimarte, and George Loewenstein (2015), “Privacy and Human Behavior in the Age of Information,” *Science*, 347 (6221), 509–14.
- Armitage, Catherine, Nick Botton, Louis Dejeu - Castang, and Laureline Lemoine (2023), “Towards a more Transparent, Balanced and Sustainable Digital Advertising Ecosystem: Study on the Impact of Recent Developments in Digital Advertising on Privacy, Publishers and Advertisers,” European Commission, <https://op.europa.eu/en/publication-detail/-/publication/8b950a43-a141-11ed-b508-01aa75ed71a1/language-en>.
- Becker, Gary S. (1980), “Privacy and Malfeasance: A Comment,” *Journal of Legal Studies*, 9 (4), 823–26.
- Blei David M., Andrew Y. Ng, and Michael I. Jordan (2003), “Latent Dirichlet Allocation,” *Journal of Machine Learning Research*, 3, 993–1022.
- Bleier, Alexander (2021), “On the Viability of Contextual Advertising as a Privacy-Preserving Alternative to Behavioral Advertising on the Web,” *SSRN Electronic Journal*.
- Calo, M. Ryan (2011), “The Boundaries of Privacy Harm,” *Indiana Law Journal*.
- Choi, W. Jason, Kinshuk Jerath, and Miklos Sarvary (2023), “Consumer Privacy Choices and (Un)Targeted Advertising Along the Purchase Journey,” *Journal of Marketing Research*, 60 (5), 889–907.
- Edelman, Gilad (2021), “Google and the Age of Privacy Theater,” <https://www.wired.com/story/google-floc-age-privacy-theater/>.
- European Union (2016), “Regulation (EU) 2016/679 of the European Parliament and of the Council of 27 April 2016 on the Protection of Natural Persons with Regard to the Processing of Personal Data and on the Free Movement of such Data, and Repealing Directive 95/46/EC (GDPR)”, European Union, Brussels, <https://eur-lex.europa.eu/legal-content/EN/TXT/HTML/?uri=CELEX:32016R0679>.
- Farrell, Joseph (2012), “Can Privacy Be Just Another Good?” *Journal on Telecommunications and High Technology Law*, 10 (2), 251–64

Goldfarb, Avi and Catherine Tucker (2012), “Shifts in Privacy Concerns,” *American Economic Review*, 102 (3), 349–53.

Jin, Ginger Zhe and Andrew Stivers (2017), “Protecting Consumers in Privacy and Data Security: A Perspective of Information Economics,” *SSRN Electronic Journal*.

Johnson, Garrett (2013), “The Impact of Privacy Policy on the Auction Market for Online Display Advertising,” *SSRN Electronic Journal*.

Johnson, Garrett, and Nico Neumann (2024), “The Advent of Privacy-Centric Digital Advertising: Tracing Privacy-Enhancing Technology Adoption,” *SSRN Electronic Journal*.

Lin, Tesary (2022), “Valuing Intrinsic and Instrumental Preferences for Privacy,” *Marketing Science*, 41 (4), 663–681.

Miklos-Thal, Jeanine, Avi Goldfarb, Avery Haviv, and Catherine Tucker (2024), “Digital Hermits,” *Marketing Science*, forthcoming. <https://doi.org/10.1287/mksc.2023.0612>.

Morrison, Sara (2022), “The Winners and Losers of Apple’s Anti-Tracking Feature,” <https://www.vox.com/recode/23045136/apple-app-tracking-transparency-privacy-ads>.

Mustri, Eduardo Schnadower, Idris Adjerid, and Alessandro Acquisti (2023), “Behavioral Advertising and Consumer Welfare: An Empirical Investigation,” *SSRN Electronic Journal*.

OECD (2023), “Emerging Privacy-Enhancing Technologies,” <https://www.oecd.org/publications/emerging-privacy-enhancing-technologies-bf121be4-en.htm>.

Pew Research Center (2019), “Americans and Privacy: Concerned, Confused and Feeling Lack of Control Over Their Personal Information,” <https://www.pewresearch.org/internet/2019/11/15/americans-and-privacy-concerned-confused-and-feeling-lack-of-control-over-their-personal-information/>

Posner, Richard A. (1981), “The Economics of Privacy,” *American Economic Review*, 71 (2), 405–09.

Prince, Jeffrey T. and Scott Wallsten (2022), “How Much is Privacy Worth Around the World and Across Platforms?” *Journal of Economics & Management Strategy*, 31 (4), 841–61.

Spiekermann, Sarah, Jens Grossklags, and Bettina Berendt (2001), “E-Privacy in 2nd Generation E-Commerce: Privacy Preferences Versus Actual Behavior,” *EC '01: Proceedings of the 3rd ACM Conference on Electronic Commerce*, October 2001, 38–47.

Tomaino, Geoff, Klaus Wertenbroch, and Daniel J. Walters (2023), “Intransitivity of Consumer Preferences for Privacy,” *Journal of Marketing Research*, 60 (3), 489–507.

Tucker, Catherine E. (2023), “The Economics of Privacy: An Agenda,” in: Goldfarb, Avi and Catherine E. Tucker, *The Economics of Privacy*, University of Chicago Press.

Ur, Blase, Pedro Giovanni Leon, Lorrie Faith Cranor, Richard Shay, and Yang Wang (2012), “Smart, Useful, Scary, Creepy: Perceptions of Online Behavioral Advertising,” *SOUPS 2012 Proceedings*, New York, NY, USA, 2012, 4:1–4:15.

Worledge, Michael and Mike Bamford (2019), “Adtech Market Research Report,” (Ofcom, 21 March 2019), [www.ofcom.org.uk/ data/assets/pdf_file/0023/141683/ico-adtech-research.pdf](http://www.ofcom.org.uk/data/assets/pdf_file/0023/141683/ico-adtech-research.pdf).

Appendix

A.1 Description of Experimental Conditions

Note: Bold text is used here for highlighting the differences between the groups but no text was in bold when presented to the subjects in the studies.

Condition A: No Ads, No Tracking

Your **online activity** on your desktop computer, laptop, and mobile devices **will not be tracked**, and your **data will not leave your devices**. This means that you personally or your device **will not be identifiable on the Internet**.

You will **not receive any advertising** while browsing the Internet.

Condition B: Untargeted Ads

Your **online activity** on your desktop computer, laptop, and mobile devices **will not be tracked**, and your **data will not leave your devices**. This means that you personally or your device will **not be identifiable on the Internet**.

You will receive ads, but they will **not be targeted based on any past or current activity**.

Condition C1: Contextual Targeting A

Your **online activity** on your desktop computer, laptop, and mobile devices **will not be tracked**, and your data will not leave your devices. This means that you personally or your device will **not be identifiable on the Internet**.

You will receive advertising **targeted only to the context** of the website you are visiting. For instance, if you are on a baseball website then you might get ads for baseball gear. Advertising will **not be based on the websites you have visited in the past** as this data has not been collected.

Condition C2: Contextual Targeting B

Your **online activity** on your desktop computer, laptop, and mobile devices **will not be tracked**, and your data will **not leave your devices**. This means that you personally or your device will **not be identifiable on the Internet**.

You will receive **advertising which matches the context** of the website you are visiting. However, advertising will **not be based on the websites you have visited in the past** as this data has not been collected. For instance, if you are on a baseball website then you might get ads for baseball gear.

Condition D: Group-level Targeting PET

Your **online activity will be tracked** on your desktop computer, laptop, and mobile devices. However, your data will only be processed on your devices and any **data that can identify you or your devices will never leave your devices**.

Your data will be used to **assign you in groups of people with similar interests**, which will be derived from the **websites you visited in the past**. You will receive **targeted advertising based on this interest-based group membership**, though you will **not be identifiable individually**. For instance, if you have been regularly reading news about baseball then you will be classified into a group containing thousands of individuals labeled as “interested in baseball” and you will get baseball ads as you browse the Internet.

Condition E: Individual-level Targeting PET

Your **online activity will be tracked** on your desktop computer, laptop, and mobile devices. However, your data will only be processed on your devices and any **data that can identify you or your devices will never leave your devices**.

You will receive **targeted advertising** based on your interests, which will be derived from the **websites you visited in the past**. For instance, if you have been regularly reading news about baseball then you will be classified as “interested in baseball” and you will get baseball ads as you browse the Internet.

Condition F: Behavioral Targeting

Your **online activity** on your desktop computer, laptop, and mobile devices **will be tracked**. This also means that your devices will be **identifiable on the Internet**. Your data will leave your devices to be collected and processed in a secure database system.

You will receive **targeted advertising** based on your interests, which will be derived from the **websites you visited in the past**. For instance, if you have been regularly reading news about baseball then you will be classified as "interested in baseball" and you will get baseball ads as you browse the Internet.

Condition G: No Ads, Tracking

Your **online activity** on your desktop computer, laptop, and mobile devices **will be tracked**, and your **data will leave your devices**. This means that you personally or your device **will be identifiable on the Internet**.

You will **not receive any advertising** while browsing the Internet.

A.2 Results of Replication Study I (US Sample)

TABLE A1:
PPV PER EXPERIMENTAL GROUP (N = 1,725)

Experimental Group	Experimental Group Description	N	Mean	SE	CI
A	No Ads, No Tracking	246	1.919	0.099	[1.724, 2.113]
B	Untargeted Ads	237	2.042	0.101	[1.844, 2.240]
C1	Contextual Targeting A	237	2.477	0.114	[2.254, 2.699]
C2	Contextual Targeting B	241	2.813	0.122	[2.575, 3.052]
D	Group-level Targeting PET	245	4.196	0.112	[3.976, 4.416]
E	Individual-level Targeting PET	274	4.551	0.103	[4.350, 4.752]
F	Behavioral Targeting	245	5.212	0.118	[4.981, 5.444]

Note: Condition G, with Tracking but No Ads, had 275 subjects, a mean PPV of 5.738 with a SE of 0.095 and a CI of [5.552, 5.924].

A.3 Results of Replication Study II (US Sample)

**TABLE A2:
PPV PER EXPERIMENTAL GROUP (N = 1,717)**

Experimental Group	Experimental Group Description	N	Mean	SE	CI
A	No Ads, No Tracking	235	1.783	0.092	[1.603, 1.963]
B	Untargeted Ads	243	2.103	0.096	[1.914, 2.291]
C1	Contextual Targeting A	222	2.595	0.116	[2.368, 2.821]
C2	Contextual Targeting B	245	2.567	0.112	[2.348, 2.787]
D	Group-level Targeting PET	261	4.441	0.109	[4.227, 4.655]
E	Individual-level Targeting PET	241	4.593	0.115	[4.368, 4.819]
F	Behavioral Targeting	270	5.385	0.100	[5.189, 5.582]

Note: Condition G, with Tracking but No Ads, had 269 subjects, a mean PPV of 5.881 with a SE of 0.097 and a CI of [5.690, 6.072].

A.4 Pooled Results of Original and Replication Studies I and II (US Sample)

TABLE A3:
PPV PER EXPERIMENTAL GROUP (N = 5,193)

Experimental Group	Experimental Group Description	N	Mean	SE	CI
A	No Ads, No Tracking	746	1.857	0.055	[1.748, 1.965]
B	Untargeted Ads	719	2.081	0.058	[1.967, 2.195]
C1	Contextual Targeting A	694	2.589	0.066	[2.459, 2.720]
C2	Contextual Targeting B	732	2.709	0.066	[2.579, 2.839]
D	Group-level Targeting PET	781	4.373	0.063	[4.249, 4.496]
E	Individual-level Targeting PET	762	4.568	0.063	[4.446, 4.691]
F	Behavioral Targeting	759	5.277	0.062	[5.154, 5.399]

Note: With pooling, Condition G, with Tracking but No Ads, had 794 subjects, a mean PPV of 5.845 with a SE of 0.055 and a CI of [5.737, 5.953].

A.5 Results of Replication Study III (EU Sample)

TABLE A4:
PPV PER EXPERIMENTAL GROUP (N = 1,745)

Experimental Group	Experimental Group Description	N	Mean	SE	CI
A	No Ads, No Tracking	266	1.594	0.071	[1.455, 1.733]
B	Untargeted Ads	233	2.026	0.090	[1.849, 2.203]
C1	Contextual Targeting A	241	2.407	0.106	[2.200, 2.613]
C2	Contextual Targeting B	244	2.430	0.103	[2.228, 2.633]
D	Group-level Targeting PET	225	4.284	0.116	[4.058, 4.511]
E	Individual-level Targeting PET	257	4.537	0.108	[4.326, 4.748]
F	Behavioral Targeting	279	5.401	0.088	[5.228, 5.575]

Note: Condition G, with Tracking but No Ads, had 265 subjects, a mean PPV of 3.174 with a SE of 0.135 and a CI of [2.909, 3.438].