

# ARCTIC CURVES OF THE $T$ -SYSTEM WITH SLANTED INITIAL DATA

PHILIPPE DI FRANCESCO AND HIEU TRUNG VU

ABSTRACT. We study the  $T$ -system of type  $A_\infty$ , also known as the octahedron recurrence/equation, viewed as a  $2+1$ -dimensional discrete evolution equation. Generalizing the study of [20], we consider initial data along parallel “slanted” planes perpendicular to an arbitrary admissible direction  $(r, s, t) \in \mathbb{Z}_+^3$ . The solution of the  $T$ -system is interpreted as the partition function of a dimer model on some suitable “pinecone” graph introduced in [3]. The  $T$ -system formulation and some exact solutions in uniform or periodic cases allow us to explore the thermodynamic limit of the corresponding dimer models and to derive exact arctic curves separating the various phases of the system.

## CONTENTS

1. Introduction	2
2. $T$ -system and dimers	5
2.1. General setting and slanted plane initial data	5
2.2. Solution as a dimer model partition function	7
2.3. Slanted plane initial data and dimers on pinecones	11
2.4. Comparison with Pinecones	15
3. The case of uniform slanted initial data	20
3.1. Uniform $T$ -system solution	20
3.2. Density	22
3.3. Arctic phenomenon	28
4. The case of slanted $2 \times 2$ -periodic Initial Data: solution and periodicities	33
4.1. The case of $r = s$ and $t$ in $2\mathbb{Z} + 1$	34
4.2. The case of $r = s$ and $t$ of opposite parity	38
5. The case of slanted $2 \times 2$ -periodic Initial Data: Arctic Phenomenon	39
5.1. General case: deriving the density function	39
5.2. Singularity loci	40

5.3. Elimination	40
5.4. Symmetries	41
5.5. Examples	41
6. A Holographic principle for $T$ -system limit shapes	49
6.1. General principle	49
6.2. The uniform case	51
6.3. $2 \times 2$ -toroidal case	52
6.4. $m$ -toroidal holography	55
7. Discussion/Conclusion	58
7.1. The "facet" or "pinned" phase	58
7.2. 3D view of the Holographic principle	64
7.3. Conclusion and perspectives	65
Appendix A. The case $(r, s, t) = (1, 1, 3)$	67
Appendix B. The case $(r, s, t) = (2, 2, 3)$	71
Appendix C. The case $(r, s, t) = (3, 3, 5)$	73
Appendix D. Mathematica File for Computation in this paper	74
References	75

## 1. INTRODUCTION

The  $T$ -system, also known as the octahedron recurrence, is a system of non-linear equations describing the time evolution of a quantity  $T_{i,j,k}$  indexed by the  $\mathbb{Z}^3$  lattice, where  $(i, j)$  are thought of as discrete space coordinates, and  $k$  a discrete time. The  $T$ -system originated in the context of integrable quantum spin chains, as a functional relation between transfer matrices [30], [31]. The  $T$ -system was more recently reinterpreted in the framework of cluster algebras [17] as a particular set of mutations in an infinite rank system. As a consequence, solutions display the Laurent phenomenon: the solution can be expressed in terms of any admissible initial data as a Laurent polynomial with non-negative integer coefficients. This system displays rich combinatorial properties, depending on the choice of initial data/boundary conditions, such as discrete integrability [16], and periodicity properties [18, 32, 24, 23, 22]. In particular, the  $T$ -system with periodic boundary conditions is related to the pentagram map, an integrable dynamical system on polygons of the projective plane [27], and its higher generalizations [21].

We also consider the combinatorics of dimer configurations, i.e. perfect matchings of (planar) graphs. The *perfect matching* of a graph  $G$  is a subgraph of  $G$  such that every vertex belongs to exactly one edge. In the case of the graph on the  $\mathbb{Z}^2$  lattice, perfect matchings can be visualized dually as domino tilings, i.e. tilings by means of  $2 \times 1$  and  $1 \times 2$  rectangles. A method for counting the number of domino tilings of a finite domain of  $\mathbb{Z}^2$  was devised independently by Kasteleyn [26] and by Fisher and Temperley [38].

For suitable domain/graph shapes, dimer models display the so-called arctic phenomenon: when the domain/graph is scaled to a very large size, in typical configurations there is a sharp separation between “frozen” regions of the domain with regular lattice-like dimer configurations and “liquid” regions where the dimers are disordered, eventually converging to an “arctic curve”. The simplest instance is the arctic circle theorem for the uniform domino tiling of large Aztec diamonds [25, 6]. A general theory of arctic curves in dimer problems was developed by Kenyon, Okounkov and Sheffield, building on Kasteleyn’s solution, and establishes a connection to solutions of the complex Burgers equation [29, 28].

The  $T$ -system solutions with suitable initial conditions can be interpreted in terms of various combinatorial objects such as tessellations of the triangular lattice and families of non-intersecting lattice paths. Significant progress was made by Speyer [37], who worked out the general solution in terms of a weighted dimer model on a suitable graph (see also [10]). In addition to computing exact dimer partition functions, this interpretation of  $T$ -system solutions provides a tool to investigate asymptotic properties of the corresponding dimer models. This was applied to the domino tilings of the Aztec diamond for various types of (periodic) weights [20], by considering the solutions of the  $T$ -system with “flat initial data” assignments providing a weighting of the dimer model. This work uses the recent progress in the area of Analytic Combinatorics in Several Variables (ACSV) which provides analytic tools to study the asymptotic enumeration of combinatorial objects with rational multivariate generating functions [35, 34, 1, 33]. Indeed, the crucial ingredient in [20] is the fact that the average local dimer density  $\rho_{i,j,k}$  at point  $(i, j, k)$ , which vanishes in crystalline phases and is non-trivial in liquid phases, has an explicit rational generating function in 3 variables, the denominator of which governs the behavior of  $\rho_{i,j,k}$  when  $i, j, k \rightarrow \infty$  with  $(i/k, j/k) \rightarrow (u, v)$  finite, eventually yielding via ACSV the arctic curve for the rescaled model in the  $(u, v)$  plane. Similar and further results were also found by the more traditional Kasteleyn method [2, 4, 5].

The aim of the present paper is to study solutions of the  $T$ -system with different initial data, giving rise to different dimer models, that also display an arctic phenomenon, which we investigate by use of ACSV. Our initial data are along collections of  $(2t)$  parallel planes perpendicular to a fixed direction  $(r, s, t) \in \mathbb{Z}^3$  in the  $(i, j, k)$  space-time. The corresponding solutions of the  $T$ -system are interpreted as the partition functions of weighted dimer configurations of so-called pinecones [3], certain families of bipartite planar graphs with square and hexagonal inner faces only. We find new solutions of the  $T$ -system corresponding to different uniform dimer weights along each initial data slanted plane, for which an arctic phenomenon occurs. We show this by computing explicit rational generating functions for the corresponding dimer density  $\rho_{i,j,k}$  at point  $(i, j, k)$ . As before, the singularities of the latter determine the arctic curves for the corresponding dimer models. We then explore non-uniform but periodic initial data along slanted planes, and in the exactly solvable cases we obtain higher order linear systems for the local density, leading to more involved arctic curves in the same spirit as [20].

Finally, we show that a given  $T$ -system solution for a given  $(r, s, t)$ -slanted initial data also provides insights on dimer models arising from in any other  $(\tilde{r}, \tilde{s}, \tilde{t})$ -slanted initial data given by the values taken by the previous solution along the corresponding new set of parallel planes. By construction, the new dimer model also displays an arctic phenomenon with its own arctic curve, which we view as a holographic image of the former.

The paper is organized as follows.

In Section 2, we recall known facts on  $T$ -system solutions and their interpretation in terms of dimer models. We define the  $(r, s, t)$ -slanted initial data and show their relation to dimer models on the pinecone graphs of [3]. Section 3 is devoted to the case of uniform but specific initial values along each initial data plane, and proceeds as follows: we first present the exact solution of the  $T$ -system, then derive the local dimer density, which we finally analyze via ACSV to get the arctic curve. We then follow the same procedure for non-uniform but  $2 \times 2$ -periodic initial data within each plane in Sections 4 and 5. Section 4 is devoted to the exact solution and its periodicity properties. Section 5 deals with the local dimer density, and the computation of the associated arctic curves. In particular, like in [20], a new "facet" dimer phase emerges as a consequence of the staggering of initial data. In Section 6, we describe the holographic principle, which allows to "view" any  $(r, s, t)$ -slanted solution from a different  $(\tilde{r}, \tilde{s}, \tilde{t})$  point of view. Section 7 is devoted to a discussion of the detailed structure of the facet phase, a 3D formulation of the holographic

principle, and a few concluding remarks. Some cumbersome expressions for systems and arctic curves are presented in Appendices A-D.

**Acknowledgments.** We thank Greg Musiker for his valuable comments and feedback on the problem and David Speyer for enlightening discussions during the workshop “Dimers: Combinatorics, Representation Theory and Physics”, CUNY Graduate Center, N.-Y., Aug. 14-25, 2023. HTV is supported by the David G. Bourgin Mathematics Fellowship and the University of Illinois at Urbana-Champaign Campus Research Board. PDF acknowledges support from the Morris and Gertrude Fine endowment and the Simons Foundation travel grant MPS-TSM00002262, as well as the NSF-RTG grant DMS-1937241.

## 2. $T$ -SYSTEM AND DIMERS

2.1. **General setting and slanted plane initial data.** The  $T$ -system or octahedron relation is the following recursion relation for variables  $T_{i,j,k} > 0$ ,  $i, j, k \in \mathbb{Z}$

$$(2.1) \quad T_{i,j,k+1} T_{i,j,k-1} = T_{i+1,j,k} T_{i-1,j,k} + T_{i,j+1,k} T_{i,j-1,k}.$$

It may be interpreted as a discrete time  $k$  evolution for the variable  $T$ , expressing its value at the time  $k + 1$  vertex of an octahedron in terms of the values at the 4 vertices at time  $k$  and at a single vertex at time  $k - 1$ . It is also interpreted as a particular mutation in an infinite rank cluster algebra. As the  $T$ -system clearly conserves the parity of  $i + j + k$ , we may restrict our study to solutions subject to the additional condition  $i + j + k = 0 \pmod{2}$ . This condition will always be assumed implicitly unless otherwise specified.

The solution  $T_{i,j,k}$  is unique once we fix admissible initial data along any given “stepped surface”  $\mathbf{k}$  made of the vertices  $(i_0, j_0, k_{i_0, j_0})$ ,  $i_0, j_0 \in \mathbb{Z}$ , where the height function  $k_{i,j} : \mathbb{Z}^2 \rightarrow \mathbb{Z}$  obeys  $|k_{i+1,j} - k_{i,j}| = |k_{i,j+1} - k_{i,j}| = 1$  for all  $i, j \in \mathbb{Z}$ . The initial data assignments read

$$(2.2) \quad T_{i_0, j_0, k_{i_0, j_0}} = t_{i_0, j_0}, \quad (i_0, j_0 \in \mathbb{Z})$$

for some fixed initial variables  $t_{i_0, j_0} > 0$ ,  $i_0, j_0 \in \mathbb{Z}$ .

In this paper, we consider solutions of the  $A_\infty$   $T$ -system subject to initial data along  $(r, s, t)$ -slanted parallel planes

$$(P_m) = \{(i, j, k) \mid ri + sj + tk = m\}$$

for some fixed integers  $r, s, t \geq 0$  such that  $t > \max(r, s)$  and  $\gcd(r, s, t) = 1$ . Throughout the paper, without loss of generality we shall also assume  $r \leq s$ , as the converse is easily reached

upon interchanging  $i \leftrightarrow j$ . Note that when  $r, s, t$  are odd, only even values of  $m$  occur, as  $i + j + k$  is even.

It is easy to see that an admissible initial data set for the  $T$ -system consists of specifying the values of  $T_{i,j,k}$  along  $2t$  consecutive parallel planes  $(P_m)$ ,  $m = 0, 1, 2, \dots, 2t - 1$ . These form a particular stepped surface, by noting that neighboring points  $(i, j, k)$  and  $(i \mp 1, j, k \pm 1)$  belong respectively to planes  $(P_m)$ ,  $m = ri + sj + tk$  and  $(P_{m \pm (t-r)})$  while  $(i, j \mp 1, k \pm 1)$  belong to  $(P_{m \pm (t-s)})$ . Moreover, using the  $T$ -system as a recursion relation in the discrete variable  $k$ , we may write

$$T_{i,j,k+1} = \frac{T_{i+1,j,k} T_{i-1,j,k} + T_{i,j+1,k} T_{i,j-1,k}}{T_{i,j,k-1}}.$$

The point  $(i, j, k + 1)$  belongs to the plane  $(P_M)$  for  $M = ri + sj + t(k + 1)$ . The above relation shows that  $T_{i,j,k+1}$  is determined by values of  $T$  on the 5 other planes:  $(P_{M+r-t})$ ,  $(P_{M-r-t})$ ,  $(P_{M+s-t})$ ,  $(P_{M-s-t})$ ,  $(P_{M-2t})$ . We may therefore use the relation recursively to obtain all values of  $T$  in  $(P_M)$  from the data on  $(P_{M-1})$ ,  $(P_{M-2})$ ,  $\dots$ ,  $(P_{M-2t})$ .

The stepped surface corresponding to  $(r, s, t)$ -slanted planes initial conditions reads

$$(2.3) \quad k_{i,j} = \frac{1}{t} \times \begin{cases} \text{Mod}(ri + sj, 2t) - ri - sj & \text{if } i + j = 0 [2] \\ \text{Mod}(ri + sj + t, 2t) - ri - sj & \text{if } i + j = 1 [2] \end{cases}$$

where we have identified the index  $m = \text{Mod}(ri + sj + t \text{Mod}(i + j, 2), 2t)$  of the plane  $P_m$  containing the point  $(i, j, k_{i,j})$ . Equivalently, we have

$$(2.4) \quad k_{i,j} = \begin{cases} -2 \left\lfloor \frac{ri + sj}{2t} \right\rfloor & \text{if } i + j \text{ even} \\ 1 - 2 \left\lfloor \frac{ri + sj + t}{2t} \right\rfloor & \text{otherwise} \end{cases}$$

**Remark 2.1.** *The latter expression allows to characterize alternatively the  $(r, s, t)$ -slanted stepped surface as the lowest stepped surface lying above the plane  $(P_0) : ri + si + tk = 0$ ,  $(i, j, k) \in \mathbb{Z}^3$ . By lowest we mean that any "down" mutation sending some point  $(i, j, k) \rightarrow (i, j, k - 2)$  will end strictly below the  $(P_0)$  plane.*

We may finally also write a single parity-independent formula for  $k_{i,j}$  in the form

$$(2.5) \quad k_{i,j} = i + j - 2 \left\lfloor \frac{ri + sj + t(i + j)}{2t} \right\rfloor.$$

**2.2. Solution as a dimer model partition function.** In [20] and [10], it was shown that the solution  $T_{i,j,k}$  to the  $T$ -system subject to initial conditions of the form (2.2) on some stepped surface  $\mathbf{k}$  is the partition function of a dimer model on a bipartite graph obtained as follows.

First, from the octahedral mutation interpretation, we note that the solution  $T_{i,j,k}$  may be expressed in terms of a *finite subset* of the initial data (2.2), namely that lying in the cone  $|x - i| + |y - j| \leq |z - k|$ ,  $(x, y, z) \in \mathbb{Z}^3$  with apex  $(i, j, k)$ . Let  $\mathcal{D} = \mathcal{D}_{i,j,k}^{r,s,t}$  denote the intersection of the initial data stepped surface with this cone.

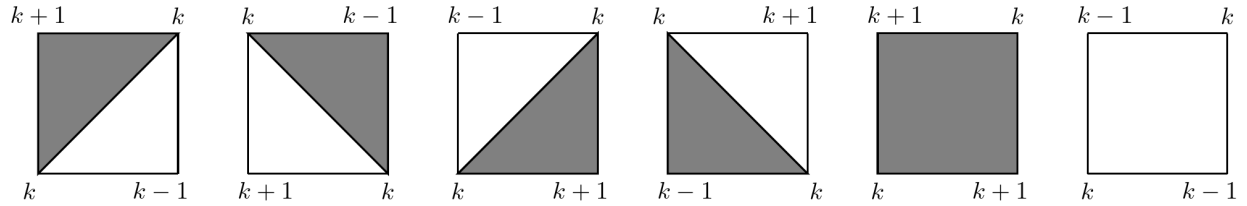
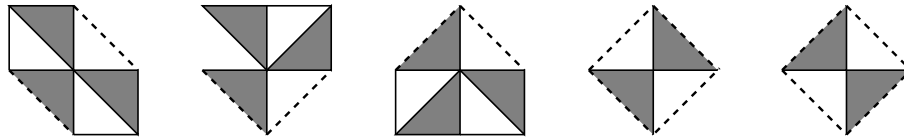


FIGURE 1. The six possible face configurations for the  $k$  coordinate of any stepped surface  $\mathbf{k}$  and the associated black/white square/triangle tessellation.

Further recording the  $k$ -coordinates of the points in  $\mathcal{D}$ , and applying the dictionary of Fig. 1, allows to construct a tessellation with black/white triangles and squares of the projection of  $\mathcal{D}$  onto the  $(x, y)$  plane. It turns out that the  $(r, s, t)$ -slanted tessellated stepped surfaces are very special:

**Theorem 2.2.** *Each vertex of an  $(r, s, t)$ -slanted tessellated stepped surface may only have one of the five possible environments depicted below:*



To prove the Theorem, we note that the general stepped surface conditions  $|k_{i+1,j} - k_{i,j}| = |k_{i,j+1} - k_{i,j}| = 1$  ( $i, j \in \mathbb{Z}$ ) would give rise to  $2^4 = 16$  possible environments for the vertex  $(i, j, k_{i,j})$ . However, these rules are further restricted by eq. (2.4) as follows.

**Lemma 2.3.** *The  $(r, s, t)$ -slanted stepped surfaces obey the further conditions:*

$$(2.6) \quad k_{i-1,j} - k_{i+1,j} \in \{0, 2\}, \quad k_{i,j-1} - k_{i,j+1} \in \{0, 2\}, \quad k_{i+1,j} - k_{i,j+1} \in \{0, 2\}$$

*Proof.* We show that the value  $-2$ , allowed by the general stepped surface condition, is ruled out here. Using (2.5), we have first:

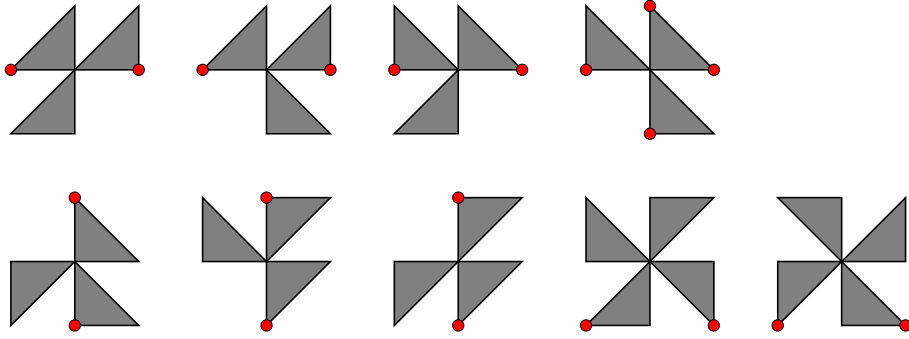
$$k_{i-1,j} - k_{i+1,j} = -2 + 2 \left( \left\lfloor \frac{ri + sj + t(i+j) + r + t}{2t} \right\rfloor - \left\lfloor \frac{ri + sj + t(i+j) - r - t}{2t} \right\rfloor \right).$$

The arguments of the integer parts differ by  $2\frac{r+t}{2t} > 1$ , hence the difference cannot be 0, which implies that  $k_{i-1,j} - k_{i+1,j} \neq -2$ . The same reasoning leads to  $k_{i,j-1} - k_{i,j+1} \neq -2$ . Finally, using again (2.5):

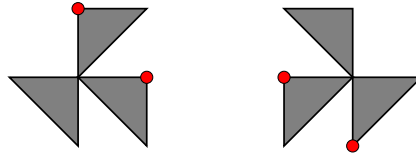
$$k_{i+1,j} - k_{i,j+1} = 2 \left( \left\lfloor \frac{ri + sj + t(i+j) + s + t}{2t} \right\rfloor - \left\lfloor \frac{ri + sj + t(i+j) + r + t}{2t} \right\rfloor \right)$$

The arguments of the integer parts differ by  $\frac{s-r}{2t} > 0$ , which implies  $k_{i+1,j} - k_{i,j+1} \geq 0$  and rules out the value  $-2$ .  $\square$

We are now ready to prove Theorem 2.2. The first two conditions of (2.6) rule out the following nine possible vertex environments:



where the horizontal (resp. vertical) pairs of dots indicate the violation of the first (resp. second) restrictions of (2.6). Finally the third restriction in (2.6) rules out the first face configuration of Fig. 1, and therefore the following two vertex environments:



where we also indicated by a pair of dots the heights violating the third restriction of (2.6). Having ruled out 11 possible environments, we are left with the  $16 - 11 = 5$  stated in the Theorem.



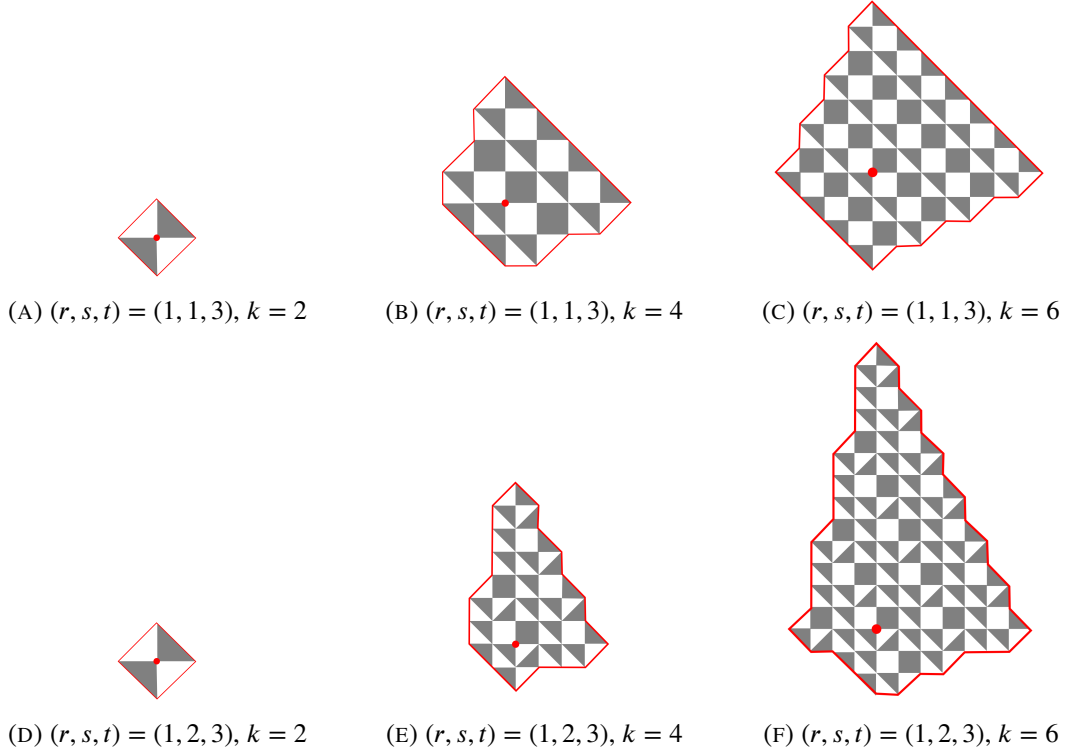


FIGURE 2. The tessellation domain  $\mathcal{D}_{i,j,k}^{r,s,t}$  for  $(r, s, t) = (1, 1, 3)$  and  $(r, s, t) = (1, 2, 3)$ , centered at the point  $(i, j, k_{i,j})$  (marked by a  $\bullet$ ), equal to the projection of the point  $(i, j, k)$  onto the initial data stepped surface  $\mathbf{k}$ .

We represent a few sample tessellated domains  $\mathcal{D}$  in Fig. 2, in the cases  $(r, s, t) = (1, 1, 3)$  and  $(r, s, t) = (1, 2, 3)$ , for solutions  $T_{0,0,k}$ ,  $k = 2, 4, 6$ .

From the tessellated domain  $\mathcal{D}$ , one can construct the bipartite dual graph  $\mathcal{G} = \mathcal{G}_{i,j,k}^{r,s,t}$ , by assigning black/white bicolored vertices  $\bullet/\circ$  corresponding to the color of the faces in the original triangulation. Faces of  $\mathcal{G}$  are labeled by coordinates  $(x, y)$  of the dual vertex  $(x, y, k_{x,y}) \in \mathcal{D}$ . A *dimer configuration* on  $\mathcal{G}$  is an independent set of edges of  $G$  such that every vertex of  $\mathcal{G}$  belongs to exactly one edge. The edges in this set can be thought as occupied by dimers, usually represented as thickened edges of  $\mathcal{G}$ .

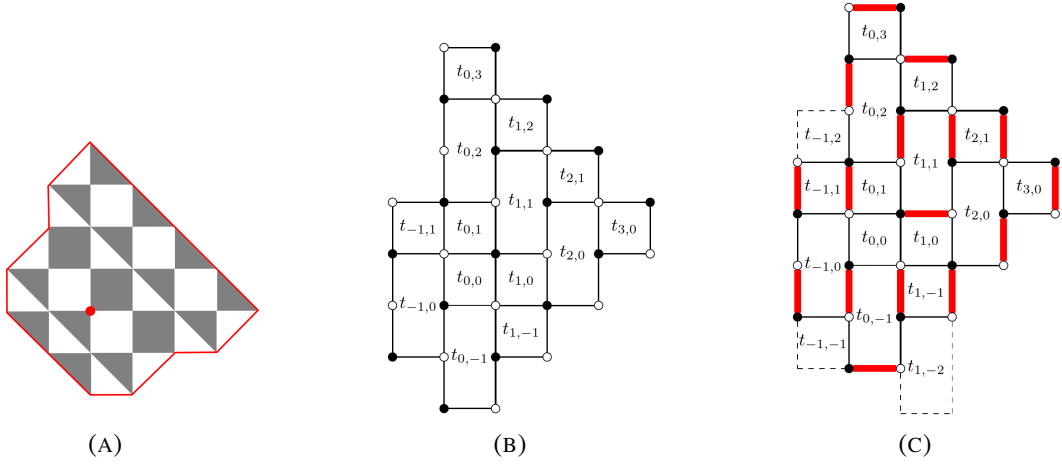


FIGURE 3. The tessellated domain (A) for  $T_{0,0,4}$  with  $(1, 1, 3)$ -slanted initial data, the corresponding dual graph (B)  $\mathcal{G}_{1,1,3}^{0,0,4}$  and a sample dimer configuration (C).

**Theorem 2.4.** [10] *The solution of the T-system with slanted initial data is expressed as:*

$$T_{i,j,k} = \sum_{\substack{\text{dimer configs. } D \\ \text{on } \mathcal{G}}} \prod_{\substack{\text{faces } (x,y) \\ \text{of } G}} \begin{cases} (t_{x,y})^{v_{x,y}/2-1-N_{x,y}(D)} & (x, y) \text{ interior faces} \\ (t_{x,y})^{1-N_{x,y}(D)} & (x, y) \text{ boundary faces} \end{cases}$$

where the sum extends over all dimer configurations  $D$  on the dual graph  $\mathcal{G}$ , while  $v_{x,y}$  is the valency of the face  $(x, y)$  and  $N_{x,y}(D) \in \{0, 1, \dots, v_{x,y}\}$  denotes the number of dimers occupying the edges at the boundary of the face  $(x, y)$ . The initial data  $t_{x,y}$ 's serve as local Boltzmann weights for the dimer model.

*Proof.* The proof of the theorem proceeds similarly to the case of  $4 - 6 - 8$ -graph in Theorem 3.10 of [10], with the extra restrictions of Lemma 2.3.  $\square$

In this paper, we apply Theorem 2.4 to the particular case of  $(r, s, t)$  slanted initial data. The corresponding bipartite graphs  $\mathcal{G}$  actually already appeared in the literature [3] under the name of "pinecones". The precise connection is given in the next section.

**Example 2.5.** *We consider the solution  $T_{0,0,4}$  of the  $(1, 1, 3)$ -slanted T-system. The tessellated domain  $\mathcal{D}_{1,1,3}^{0,0,4}$  is represented in Fig. 3 (A). The dual graph  $\mathcal{G}_{1,1,3}^{0,0,4}$  together with its face weights  $t_{a,b}$  is represented in Fig. 3 (B). Finally, we show a sample dimer configuration in Fig. 3 (C),*

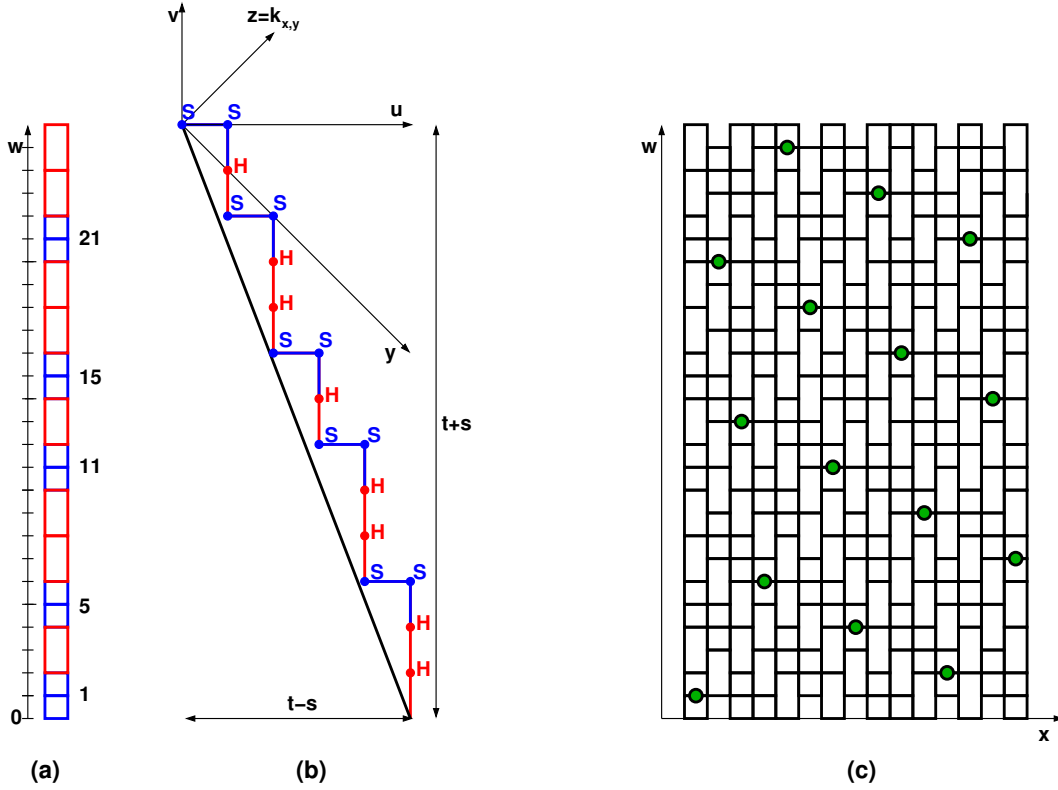


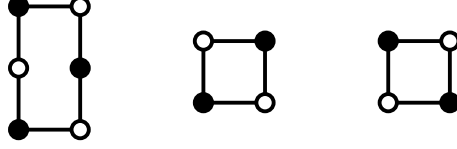
FIGURE 4. (a) The fundamental domain of a vertical slice of the bicolored graph dual to the tessellated  $(2, 4, 9)$ -slanted stepped surface. (b) A  $x = \text{const.}$  section of the stepped surface  $\mathbf{k}$  (shown as a minimal path above the line  $sy + tz = -rx$ ). We label each vertex by S/H for square/hexagon for the type of each corresponding dual face. (c) The infinite bicolored graph dual to the tessellated  $(2, 4, 9)$ -slanted infinite stepped surface: dots indicate the periodicity lattice for the graph.

corresponding to the contribution  $\frac{t_{-1,-1}t_{-1,2}t_{0,0}t_{1,-2}t_{2,0}t_{2,2}}{t_{-1,1}t_{0,-1}t_{1,-1}t_{1,1}t_{2,1}}$  to the partition function  $T_{0,0,4}$ , expressed as a Laurent polynomial of the initial data  $t_{a,b}$ .

### 2.3. Slanted plane initial data and dimers on pinecones.

2.3.1.  $(r, s, t)$ -dual graph structure. Let us first describe the structure of the dual graphs  $\mathcal{G}$  to the  $(r, s, t)$ -slanted initial data tessellations of previous section, which we shall call  $(r, s, t)$ -slanted graphs for short. As is clear from the discussion of Section 2.2, each such graph is a finite subset of the infinite (doubly periodic) graph dual to the tessellation of the infinite stepped surface  $\mathbf{k}$ , namely that corresponding to only retaining faces  $(x, y)$  within the cone  $|x - i| + |y - j| \leq |z - k|$ ,

with  $z = k_{x,y}$ . Let us first describe this infinite graph. The restriction Theorem 2.2 implies dually that the faces of any  $(r, s, t)$ -slanted graph may only be hexagons or squares of the following types:



where the hexagon corresponds to the first three vertex environments of Theorem 2.2, and the two squares to the two remaining environments. These faces are naturally arranged into columns of faces  $(i, j)$ ,  $j \in \mathbb{Z}$  (strips of width 1), each column a succession of hexagonal/square faces (see Fig. 4 (a) for the  $(r, s, t) = (2, 4, 9)$  example). Bi-colorability imposes that squares always go by pairs, and we may alternatively view any vertical strip as made of only hexagons with some horizontal edges added in the middle.

By the minimality property of the stepped surface  $\mathbf{k}$  (see Remark 2.1), we deduce that each vertical plane section (of the form  $x = \text{constant}$ ) of the tessellation of  $\mathbf{k}$  reduces to an infinite minimal path in the integer  $(y, z)$  plane (with fixed parity of  $y + z = x \pmod{2}$ ) and with up/down steps  $(1, \pm 1)$ . The path is described by its vertex coordinates  $(y, z = k_{x,y})$ , and minimality means it is the lowest path above the line  $sy + tz = -rx$ . In turn, each vertex of this path corresponds to a square or an hexagonal face of the corresponding vertical strip in the dual. More precisely, each “double descent” of the form  $(k_{x-1,y}, k_{x,y}, k_{x+1,y}) = (\mu, \mu - 1, \mu - 2)$  gives rise to a hexagon at  $(x, y)$ , while each “down-up”  $(k_{x-1,y}, k_{x,y}, k_{x+1,y}) = (\mu, \mu - 1, \mu)$  and each “up-down”  $(k_{x-1,y}, k_{x,y}, k_{x+1,y}) = (\mu, \mu + 1, \mu)$  give rise to squares at  $(x, y)$ . The H/S sequence is moreover  $2t$ -periodic, due to the relation  $k_{x,y+2t} = k_{x,y} - 2s$ .

We have represented the correspondence between the (minimal) path  $(y, k_{x,y})$  and the vertical slice structure in Fig. 4 (b) and (a) for the case  $(r, s, t) = (2, 4, 9)$ . In Fig. 4 (b), vertices in the middle of a double descent are marked H (for hexagonal face in the dual) while those in the middle of an “up-down” or “down-up” are marked S (for square). Upon changing to coordinates  $(u, v)$  (by a rotation of  $45^\circ$ , see Fig. 4 (b)), the minimal path has steps  $(1, 0)$  and  $(0, -1)$ , and connects the origin to the point  $(t - s, -(t + s))$ , while staying above the line  $y = -\frac{s+t}{t-s}x$  that joins them.

To make the contact with the pinecone graphs of [3], it is best to describe the above successions of squares and hexagons as a sequence of hexagons, with odd horizontal edges (connecting a white vertex on the left to a black vertex on the right) added in the middle of certain hexagons so as to form pairs of consecutive squares. In [3], the positions of these added edges are recorded

through functions  $L, U$ . In our infinite  $(r, s, t)$  slanted bipartite graph, the positions (i.e. vertical coordinates) of the occupied odd horizontal edges in the vertical slice (depicted in blue in Fig. 4 (a)) are given by  $w = 1 - 2v$ , for  $v$  the coordinates of the vertices of the path closest to the line as in Fig. 4 (b), namely

$$w = 1 + 2 \left\lfloor \frac{t+s}{t-s} u \right\rfloor \quad (u \in \mathbb{Z}).$$

(e.g.  $w = 1 + 2 \left\lfloor \frac{13}{5} u \right\rfloor = 1, 5, 11, 15, 21$  for  $u \in [0, t-s)$  in Fig. 4 (a)). We conclude that the succession of square and hexagonal faces is uniquely determined by  $(s, t)$ .

However the *relative* positions of successive vertical slices depends additionally on the value of  $r$  as well. Indeed, the picture described so far remains identical in any other slice, except for the fact that the origin is a function of the position of the vertical plane  $x$ . Using the value (2.5) for  $k_{x,y} = z$ , and performing the change to rotated coordinates  $u, v$  with:

$$u = \frac{z+x+y}{2}, \quad v = \frac{z-x-y}{2},$$

the line  $rx + sy + tz = 0$  becomes

$$v = -\frac{(s+t)u + (r-s)x}{t-s},$$

and therefore the positions of the horizontal edges in the slice  $x$  read again  $1 - 2v$  for  $v$  is the coordinates of the vertices of the path closest to the line, leading to:

$$(2.7) \quad 1 + 2 \left\lfloor \frac{(s+t)u + (r-s)x}{t-s} \right\rfloor.$$

Note finally that the  $v$  coordinate here is shifted by  $-x/2$ , hence the absolute positions of horizontal edges in the  $(r, s, t)$ -slanted bipartite graph are given by

$$(2.8) \quad w = w(x) = 1 - x + 2 \left\lfloor \frac{(s+t)u + (r-s)x}{t-s} \right\rfloor \quad (u, x \in \mathbb{Z}).$$

This is illustrated in Fig. 4 (c), where we indicate the periodicity of the graph with a dot (which tracks the position of the  $w = 1$  edge of the  $x = 0$  slice in the other slices, modulo the  $2(t+s)$  periodicity along the vertical direction). Note that the formula for  $w$  in 2.8 is for the case when the domain is centered at  $(0, j, k)$  for some values of  $j, k \in \mathbb{Z}$ . The general case where  $i \neq 0$  will requires some translation in  $x$  and  $v$  (see next section).

2.3.2. *Dimer graph.* Recall that the initial data domain of interest for the solution of  $T_{i,j,k}$  must lie in the pyramidal cone  $\mathcal{C} : |z - k| \geq |x - i| + |y - j|$  for  $(x, y, z) \in \mathbb{Z}^3$  with  $x + y + z = 0 \pmod{2}$ . The dimer graph boundaries are therefore delimited by the intersection of the initial data stepped surface  $\mathbf{k}$  and the cone boundary  $\partial\mathcal{C}$ . The border of the largest domain is obtained by intersecting  $\partial\mathcal{C}$  with the  $P_0$  plane  $rx + sy + tz = 0$ . In the plane  $x = i$ ,  $\partial\mathcal{C}$  reduces to the two lines  $z - k = y - j$  and  $z - k = -(y - j)$ . In the  $(u, v)$  coordinate frame, the former reads  $v = \frac{k-j-i}{2}$  and the latter  $u = \frac{k+i+j}{2}$ . The first line corresponds to an upper bound on the maximum value of  $v$  reached (i.e.  $v_{\max} = \frac{k-i-j}{2}$ ), and the second on the maximum value of  $u$  (i.e.  $u_{\max} = \frac{k+i+j}{2}$ ). Recall from the previous section that the maximum value of  $v$  reached in (2.7) is 0 from Fig. 4(b). Thus, it is requires a translation by  $v_{\max} = \frac{k-i-j}{2}$ . Once re-translated into the set of positions of horizontal edges in the dimer graph of previous section, this gives the positions:

$$(2.9) \quad w(x, u) = 1 + (k - i - j) - (x - i) + 2 \left\lfloor \frac{(t + s)u + (r - s)x}{t - s} \right\rfloor = k - j + 1 - x + 2 \left\lfloor \frac{(t + s)u + (r - s)x}{t - s} \right\rfloor.$$

More generally, in the parallel planes  $x = \text{const.}$  we get bounds on the values taken by  $u$ . Writing  $k - z = \epsilon(x - i) + \eta(y - j)$  with  $\epsilon, \eta \in \{1, -1\}$ , and eliminating  $x$  via  $rx = -sy - tz$  gives:

$$(2.10) \quad y = \frac{(\eta j + k)t + (r - t\epsilon)x + it\epsilon}{\eta t - s}, \quad z = \frac{(\eta j + k)s + (\eta r - \epsilon s)x + \epsilon si}{s - t\eta}$$

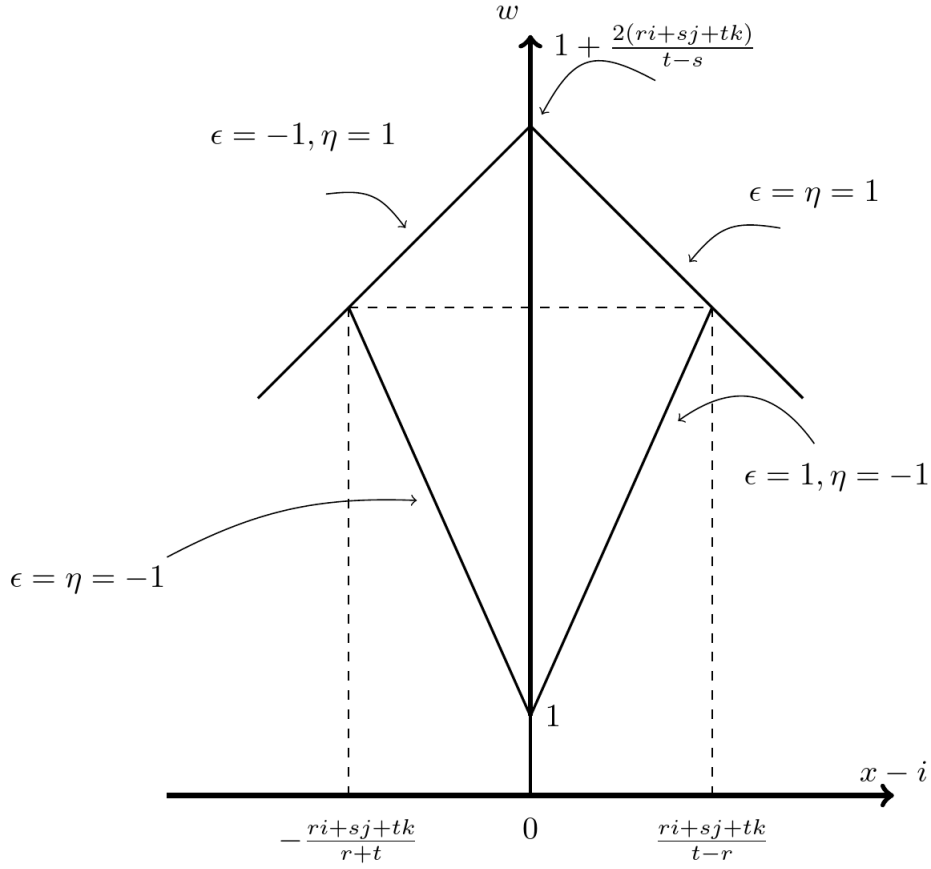
Applying the change of variables of the previous section  $u = \frac{x + y + z}{2}$ ,  $v = \frac{z - x - y}{2}$ , the quantity  $w = k - j + 1 - 2v - x$  reads

$$(2.11) \quad w = k - j + 1 + y - z = k - j + 1 + \frac{(\epsilon i + \eta j + k)(s + t) + x(r(1 + \eta) - \epsilon(s + t))}{\eta t - s} \quad (\epsilon, \eta \in \{-1, 1\})$$

This gives the four lines  $w = w_{\min}^{\pm}(x)$  and  $w = w_{\max}^{\pm}(x)$  in the  $(x, w)$  plane, delimiting the dimer graph, and eventually the four line segments

$$(2.12) \quad \begin{cases} w_{\min}^{-}(x) = & 1 - (x - i) \\ w_{\max}^{-}(x) = & 1 + \frac{2(ri + sj + tk) + (2r + t + s)(x - i)}{t - s} \end{cases} \quad \left( -\frac{ri + sj + tk}{r + t} \leq x - i \leq 0 \right)$$

$$(2.13) \quad \begin{cases} w_{\min}^{+}(x) = & 1 + (x - i) \\ w_{\max}^{+}(x) = & 1 + \frac{2(ri + sj + tk) + (2r - t - s)(x - i)}{t - s} \end{cases} \quad \left( 0 \leq x - i \leq \frac{ri + sj + tk}{t - r} \right)$$

FIGURE 5. The domain (2.14) in the  $x, w$  coordinates.

Finally, the dimer graph  $\mathcal{G}$  is determined by the function  $w(x)$  (2.8) together with the conditions

$$(2.14) \quad w_{\min}^{\pm}(x) \leq w(x, u) \leq w_{\max}^{\pm}(x), \quad \left( -\frac{kt + js + ir}{r + t} \leq x - i \leq \frac{ri + sj + tk}{t - r} \right).$$

The corresponding domain is depicted in Fig. 5.

**2.4. Comparison with Pinecones.** The Pinecones defined in [3] were constructed to provide combinatorial solutions of the three-term Gale-Robinson sequence:

$$(2.15) \quad a(\tilde{n})a(\tilde{n} - \tilde{m}) = a(\tilde{n} - \tilde{i})a(\tilde{n} - \tilde{j}) + a(\tilde{n} - \tilde{k})a(\tilde{n} - \tilde{l})$$

with the initial condition  $a(\tilde{n}) = 1$  for  $\tilde{n} = 0, 1, \dots, \tilde{m} - 1$  with  $\tilde{i}, \tilde{j}, \tilde{k}, \tilde{l}$  given integers satisfying  $\tilde{i} + \tilde{j} = \tilde{k} + \tilde{l} = \tilde{m}$ , and  $\tilde{j} = \min\{\tilde{i}, \tilde{j}, \tilde{k}, \tilde{l}\}$ . The parameters  $\tilde{i}, \tilde{j}, \tilde{k}, \tilde{m}, \tilde{l}, \tilde{n}$  are borrowed from the notations in [3] and are different from our  $i, j, k, m$  (we have used the tilde notation to distinguish them). For each set of parameters  $\{\tilde{i}, \tilde{j}, \tilde{k}, \tilde{l}\}$ , the authors construct a sequence of pinecone graphs  $(\mathcal{P}_n)_{n \geq 0} \equiv (\mathcal{P}(\tilde{n}; \tilde{i}, \tilde{j}, \tilde{k}, \tilde{l}))_{\tilde{n} \geq 0}$ , entirely determined by the functions:

$$U(\tilde{n}, R, C) = 2C + R - 3 - 2 \left\lfloor \frac{\tilde{m}C + \tilde{k}R + \tilde{i} - \tilde{n} - 1}{\tilde{j}} \right\rfloor = -1 - R - 2 \left\lfloor \frac{\tilde{i}C + (\tilde{k} - \tilde{j})R + \tilde{m} - \tilde{n} - 1}{\tilde{j}} \right\rfloor$$

$$L(\tilde{n}, R, C) = 2C + R - 3 - 2 \left\lfloor \frac{\tilde{m}C + \tilde{l}R + \tilde{i} - \tilde{n} - 1}{\tilde{j}} \right\rfloor = U(\tilde{n}, -R, C + R).$$

The graphs are drawn on a substrate of "brick wall" lattice in  $\mathbb{Z}^2$  made of horizontal hexagons (i.e. with all horizontal edges  $(x, y) - (x+1, y)$ ,  $x, y \in \mathbb{Z}$ , and every other vertical one  $(x, y) - (x, y+1)$ ,  $x, y \in \mathbb{Z}$ ,  $x + y = 0 \pmod{2}$ ), to which some central vertical edges  $(x, y) - (x, y+1)$  are added at positions determined by  $U(\tilde{n}, R, C)$  (in the upper part of the pinecone in the row  $R = 0, 1, 2, \dots$ ) and  $L(\tilde{n}, R, C)$  (in the lower part of the pinecone in the rows  $-R = 0, -1, 2, \dots$ ), with  $C \geq 0$  limited by the conditions that  $U(\tilde{n}, R, C) > R$  and  $L(\tilde{n}, R, C) > R$ . These give the respective following bounds for the positions  $U(\tilde{n}, R, C)$  and  $L(\tilde{n}, R, C)$ :

$$(2.16) \quad U : 0 \leq C \leq \left\lfloor \frac{\tilde{n} - \tilde{m} - \tilde{k}R}{\tilde{j}} \right\rfloor$$

$$(2.17) \quad L : 0 \leq C \leq \left\lfloor \frac{\tilde{n} - \tilde{m} - \tilde{l}R}{\tilde{j}} \right\rfloor$$

**Lemma 2.6.**

(2.18)

$$U(\tilde{n}, R, C) = -1 - R - 2 \left\lfloor \frac{\tilde{i}C + (\tilde{k} - \tilde{j})R + \tilde{m} - \tilde{n} - 1}{\tilde{j}} \right\rfloor = 1 - R + 2 \left\lfloor \frac{-\tilde{i}C + (\tilde{j} - \tilde{k})R + \tilde{n} - \tilde{m}}{\tilde{j}} \right\rfloor$$

for  $\tilde{j} > 0 \in \mathbb{Z}$

*Proof.* It is sufficient to show  $-\lfloor x \rfloor = \lfloor -x - \frac{1}{\tilde{j}} \rfloor + 1$  for  $x = \frac{a}{\tilde{j}}$ ,  $\tilde{j} > 1, a \in \mathbb{Z}$ . Let  $n = \lfloor x \rfloor$ , i.e. such that  $n \leq x < n + 1$ ,  $n \in \mathbb{Z}$ , then  $-n - 1 - \frac{1}{\tilde{j}} < -x - \frac{1}{\tilde{j}} \leq -n - \frac{1}{\tilde{j}} < -n$ , hence:

$$-n - 2 \leq \lfloor -x - \frac{1}{\tilde{j}} \rfloor \leq -n - 1$$



Assuming  $-n-2 = \lfloor -x - \frac{1}{\tilde{j}} \rfloor$ , then we would have  $-x - \frac{1}{\tilde{j}} < -n-1$ , hence  $n+1 - \frac{1}{\tilde{j}} < \frac{a}{\tilde{j}} < n+1$ , which contradicts  $a \in \mathbb{Z}$ , as the width of the interval is strictly less than  $\frac{1}{\tilde{j}}$ . Therefore we must have  $-n-1 = \lfloor -x - \frac{1}{\tilde{j}} \rfloor$ , and the Lemma follows.  $\square$

Comparing Eqs. (2.16-2.17) to (2.14), we find the following correspondence:

**Theorem 2.7.** *The graphs  $\mathcal{G}$  are identified with pinecones via the following correspondence between our parameters  $(r, s, t)$  and the parameters  $\tilde{i}, \tilde{j}, \tilde{k}, \tilde{l}, \tilde{m}$  of [3]:*

$$(2.19) \quad \begin{cases} \tilde{i} = t + s & \tilde{j} = t - s & \tilde{k} = t + r & \tilde{l} = t - r & \tilde{m} = 2t & \tilde{n} = ri + sj + tk + 2t & \text{if } r, s, t \text{ not all odd} \\ \tilde{i} = \frac{t+s}{2} & \tilde{j} = \frac{t-s}{2} & \tilde{k} = \frac{t+r}{2} & \tilde{l} = \frac{t-r}{2} & \tilde{m} = t & \tilde{n} = \frac{ri+sj+tk}{2} + t & \text{otherwise} \end{cases}$$

*Proof.* From Lemma 2.6:

$$\begin{aligned} U(\tilde{n}, R, C) &= 1 - R + 2 \left\lfloor \frac{-\tilde{i}C + (\tilde{j} - \tilde{k})R + \tilde{n} - \tilde{m}}{\tilde{j}} \right\rfloor \\ L(\tilde{n}, R, C) &= 1 + R + 2 \left\lfloor \frac{-\tilde{i}C - \tilde{l}R + \tilde{n} - \tilde{m}}{\tilde{j}} \right\rfloor = 1 - R + 2 \left\lfloor \frac{-\tilde{i}C + (\tilde{j} - \tilde{l})R + \tilde{n} - \tilde{m}}{\tilde{j}} \right\rfloor \end{aligned}$$

For  $r, s, t$  not all odd, the first identification of parameters in the theorem (with  $\tilde{i} = t+s, \tilde{j} - \tilde{l} = r-s, \tilde{m} = 2t, \tilde{j} = t-s$ ) allows to identify for  $x \geq i$  where  $i$  is the index for the solution of the  $T$ -system  $T_{i,j,k}$ :

$$w(x, u) = L \left( ri + sj + tk + 2t, x - i, \frac{k + i + j}{2} - u \right),$$

corresponding to a mapping of variables  $R = x - i, C = \frac{k + i + j}{2} - u$  and  $\tilde{n} = kt + js + ri + 2t$ . Moreover, the bounds  $R < L(\tilde{n}, R, C) \leq L(\tilde{n}, R, 0)$  turn into

$$x - i < w(x, u) \leq 1 + \frac{2(ri + sj + tk) + (2r - t - s)(x - i)}{t - s}$$

which is equivalent to (2.13-2.14). Similarly, when  $x \leq i$ , using  $U(\tilde{n}, R, C) = L(\tilde{n}, -R, R + C)$ , we find that

$$w(x, u) = U \left( ri + sj + tk + 2t, -(x - i), \frac{k + i + j}{2} - u + x - i \right),$$




FIGURE 6. Tessellated domain for the  $(1, 1, 3)$ -slanted stepped surface for  $T_{0,0,6}$ , extended by the four sides of the pyramid with apex at  $(i, j, k)$ . The red line marks the boundary between the domain and its continuation via the four infinite planes forming the pyramid.

while the bounds  $R < U(\tilde{n}, R, C) \leq U(\tilde{n}, R, 0)$  and (2.12) are identical. When  $r, s, t$  are all odd, we may rewrite

$$w(x, u) = k - j + 1 - x + 2 \left\lfloor \frac{\frac{t+s}{2}u + \frac{r-s}{2}x}{\frac{t-s}{2}} \right\rfloor$$

and the above identifications correspond now to the second line of (2.19).  $\square$

We conclude that the dimer graphs for  $r, s, t$ -slanted initial data  $T$ -system solutions are nothing but the pinecones of [3], with the correspondence of Theorem 2.7 above. For convenience, in the remainder of this paper, we will work in the original  $(x, y, z)$  coordinates, and no longer refer to the  $(x, u, v)$  frame. Any of our results on limit shapes can be straightforwardly translated into pinecone language via the change of variables  $u = \frac{z + y + x}{2}$ ,  $v = \frac{z - x - y}{2}$ , and  $x$  unchanged (note that the pinecones must also be flipped to match our dual slanted graphs).

Let us briefly recall the core phenomenon of [3], which is best explained by embedding the pinecone configurations into a minimal Aztec diamond shaped domain, obtained by adding brick-wall configurations (with only hexagons and no extra vertical edges), with fixed boundary dimer configurations, which propagate throughout the added hexagons to provide frozen configurations at/within the boundaries of the pinecone. The dimer configurations involve a “core” of active edges that may or may not be occupied by dimers. From the dual (stepped-surface) point of view, such brick-wall additions correspond to a continuation of the stepped surface beyond the intersection with the pyramid of apex  $(i, j, k)$ , by the four plane faces of the pyramid itself (see Fig. 6 for an illustration). Indeed, the latter planes decompose into alternating Black and White triangles, with only 6-valent vertices, thus giving rise to the hexagons of the added brick-wall in the dual graph.

We give below examples of pinecones and the corresponding function  $w(x, u)$ , and of the core phenomenon.

**Example 2.8.** Let  $(r, s, t) = (2, 4, 9)$ , and  $i = 1, j = 2, k = 3$ , with  $ri + sj + tk + 2t = 55 = n$  and  $\frac{k+i+j}{2} = 3$ . We have  $w(x, u) = 2 - x + 2 \left\lfloor \frac{13u-2x}{5} \right\rfloor = 1 - R + 2 \left\lfloor \frac{37-13C-2R}{5} \right\rfloor$ , ( $R = x - 1, C = 3 - u$ ), leading to the successive positions for  $x - 1 \in [-3, 5]$  in (8) These coincide with the values

R

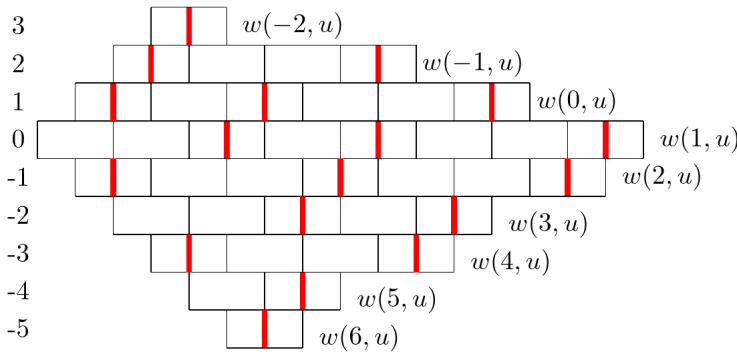


FIGURE 7. Dimer graph for the partition function  $T_{1,2,3}$  with rows indexed by  $R$  for the  $(2, 4, 9)$ -slanted stepped surface

4	$w(-2, u)$
3	9 $w(-1, u)$
2	6 12 $w(0, u)$
5	9 15 $w(1, u)$
2	8 14 $w(2, u)$
7	11 $w(3, u)$
4	10 $w(4, u)$
7	$w(5, u)$
6	$w(6, u)$

FIGURE 8. Value of  $w(x, u)$  indicating the positions of extra vertical edges (in red)

$U(55, R, C)$ , ( $R = 3, 2, 1$ ) followed by  $L(55, R, C)$ , ( $R = 0, 1, 2, 3, 4, 5$ ), which determine the pinecone on the left (Fig. 7).

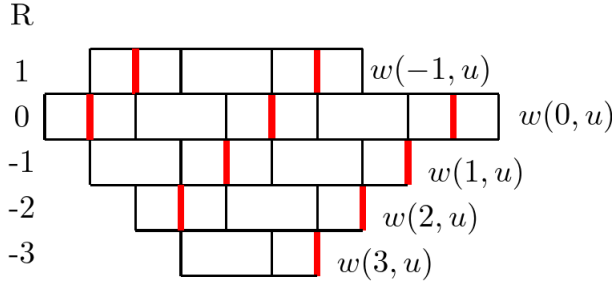


FIGURE 9. Dimer graph for the partition function  $T_{0,0,4}$  with rows indexed by  $R$  for the  $(1, 1, 3)$ -slanted stepped surface

2	6	$w(-1, u)$
1	5	$w(0, u)$
4	8	$w(1, u)$
3	7	$w(2, u)$
6		$w(3, u)$

FIGURE 10. Value of  $w(x, u)$

**Example 2.9.** Let  $(r, s, t) = (1, 1, 3)$ , and  $i = 0, j = 0, k = 4$ , with  $\frac{ri+sj+tk}{2} + t = 9$ , and  $\frac{k+i+j}{2} = 2$  as in example (2.5). We have  $w(x, u) = 5 - x + 4u$ , ( $R = x, C = 2 - u$ ) which is represented in Fig 9.

These coincide with the values  $U(9, R, C)$ , ( $R = 1$ ) followed by  $L(9, R, C)$ , ( $R = 0, 1, 2, 3$ ), which determine the pinecone on the left (Fig. 10).

**Example 2.10.** We now illustrate the core phenomenon in the case of the solution  $T_{0,-1,3}$  of the  $(1, 1, 3)$ -slanted  $T$ -system. The solution reads:

$$T_{0,-1,3} = \frac{t_{0,-2}t_{0,1}}{t_{0,0}} + \frac{t_{-1,0}t_{0,-2}t_{1,0}}{t_{0,-1}t_{0,0}} + \frac{t_{-1,-1}t_{1,-2}t_{1,0}}{t_{0,-1}t_{1,-1}} + \frac{t_{-1,-1}t_{2,-1}}{t_{1,-1}}.$$

We have represented the corresponding four dimer configurations of the full dimer domain in Figure 11: here the core is extended by brick wall hexagonal faces to an Aztec diamond shape (but could go on and cover the entire plane as well, as suggested by the dual graph of that of Fig. 6). The brick wall addition is similar to Figure 5 in [3], and the blue faces don't contribute to the partition function by theorem 2.4.

### 3. THE CASE OF UNIFORM SLANTED INITIAL DATA

**3.1. Uniform  $T$ -system solution.** For fixed values of  $(r, s, t)$  the simplest solution of the  $T$ -system (2.1) corresponds to choosing uniform initial data in each initial data plane  $(P_\ell)$ ,  $\ell = 0, 1, \dots, 2t-1$ . More precisely, choosing the initial values of  $T$  to be  $T_{i,j,k} = a_\ell$  for all  $(i, j, k) \in (P_\ell)$

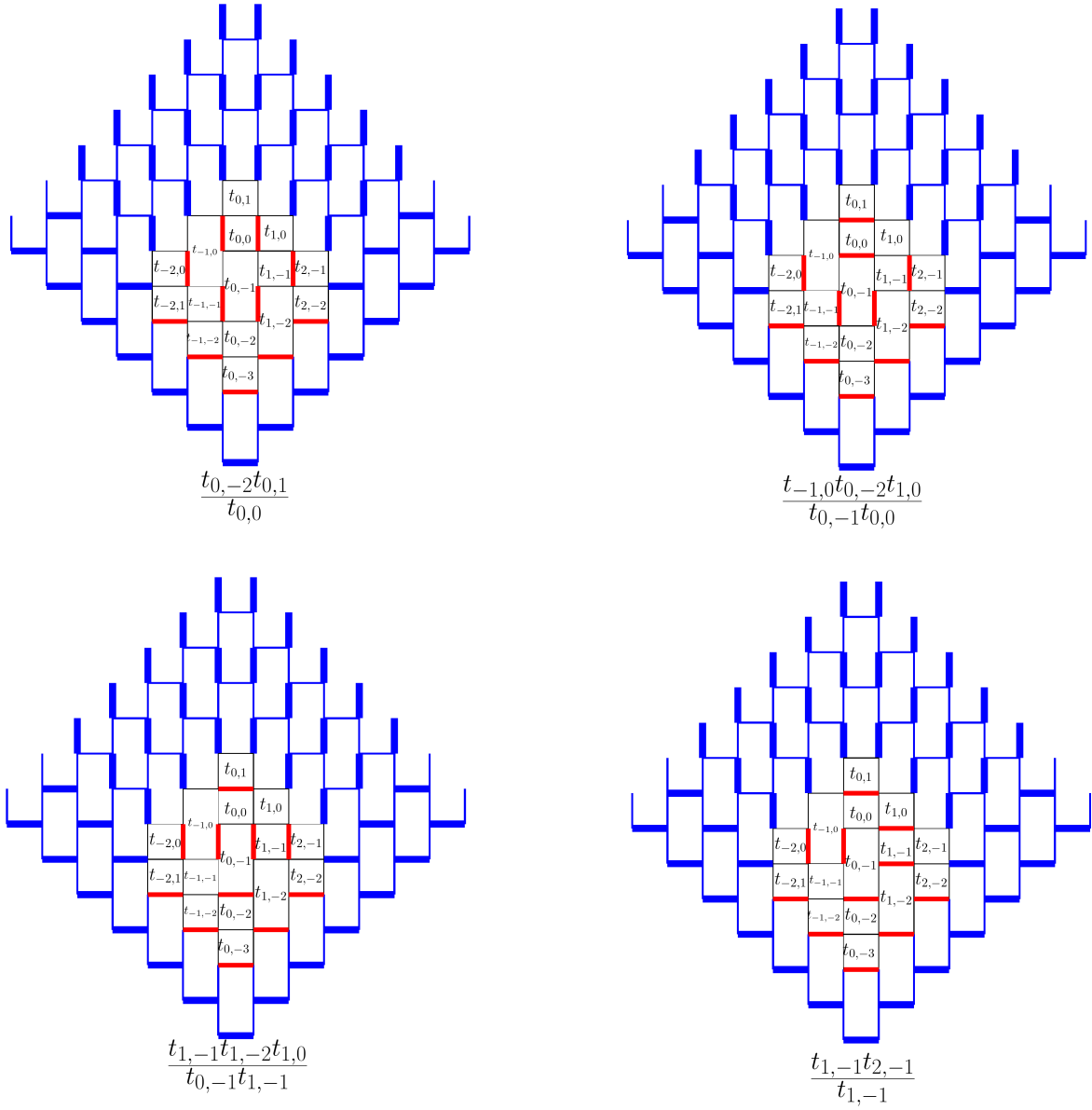


FIGURE 11. Dimer configurations corresponding to the 4 terms of the  $T_{0,-1,3}$  solution of the  $(1, 1, 3)$ -slanted initial data  $T$ -system.

for some positive real numbers  $a_0, a_1, \dots, a_{2t-1}$ , we deduce that for all  $m \geq 2t$ :

$$T_{i,j,k} = a_m \quad (i, j, k) \in (P_m)$$

where  $a_m$ ,  $m \geq 2t$  are subject to the ‘‘Gale-Robinson’’ recursion relation

$$a_m a_{m-2t} = a_{m+r-t} a_{m-r-t} + a_{m+s-t} a_{m-s-t}$$

Among these solutions a particularly simple one consists in taking  $a_\ell = \alpha^{\ell(\ell-1)/2}$  for  $\ell = 0, 1, \dots, 2t - 1$ , leading to

$$(3.1) \quad a_m = \alpha^{m(m-1)/2}, \quad (m \in \mathbb{Z}),$$

provided  $\alpha$  satisfies

$$(3.2) \quad \alpha^{t^2} = \alpha^{r^2} + \alpha^{s^2}.$$

It is easy to see that this equation always admits a unique positive solution such that  $\alpha > 1$ , which we pick from now on. As an example, taking  $r = s = 0$  and  $t = 1$  leads to the ‘‘flat’’ initial data along two parallel planes  $k = 0$  and  $k = 1$ , leading to the Aztec diamond domino tiling solution  $T_{i,j,k} = 2^{k(k-1)/2}$  with  $\alpha = 2$ . By a slight abuse of language we shall call the solution (3.1) the uniform solution of the  $T$ -system with  $(r, s, t)$ -slanted plane initial data.

### 3.2. Density.

3.2.1. *Expectation values.* In Sect. 2.3, we have interpreted the solution  $T_{i,j,k}$  of the  $T$ -system as the partition function of some suitable  $(r, s, t)$ -dimer model with local Boltzmann weights expressed in terms of the initial data. To gain access to statistical properties of the dimer model, such as the average number of dimers occupying the edges adjacent to a given face, we may use the dependence of  $T$  on the initial data as follows. Pick a point  $(i_0, j_0, k_0 = k_{i_0, j_0})$  belonging to one of the initial data planes  $(P_{ri_0 + sj_0 + tk_0})$  with  $0 \leq ri_0 + sj_0 + tk_0 < 2t$ . Assume it corresponds in the dimer graph to the center of a  $2v$ -valent face. As the local contribution for this face to the partition function is  $(t_{i_0, j_0})^{v-1-N_{i_0, j_0}(\mathcal{D})}$ , we may write

$$(3.3) \quad \rho_{i,j,k}^{(i_0, j_0, k_0)} := \frac{1}{T_{i,j,k}} t_{i_0, j_0} \partial_{t_{i_0, j_0}} (T_{i,j,k}) = \langle v - 1 - N_{i_0, j_0}(\mathcal{D}) \rangle_{i,j,k}$$

where  $\langle f \rangle_{i,j,k}$  stands for the statistical average of the function  $f$  over the dimer configurations  $\mathcal{D}$  for the  $(i, j, k)$  dimer model, and where  $k_0 = k_{i_0, j_0}$  indicates the time variable along the initial data surface. We refer to the function  $\rho$  as the (local) density of dimers at position  $(i_0, j_0, k_0)$  in the  $(i, j, k)$  dimer model.

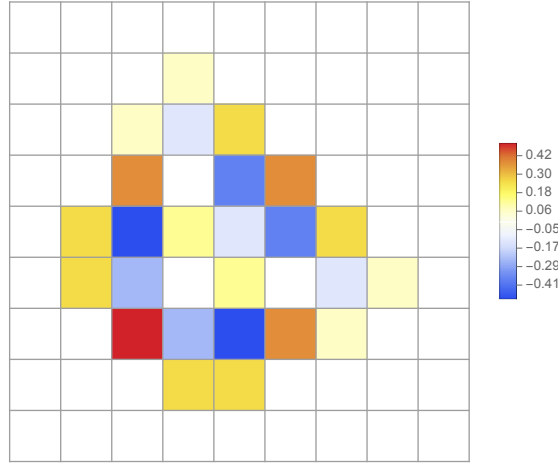


FIGURE 12. Density profile for  $\rho_{0,0,4}^{(i_0,j_0)}$  where  $i_0, j_0 = -3, \dots, 5$

**Example 3.1.** We compute explicitly all values of  $\rho_{0,0,4}$  at various sources  $(i_0, j_0)$  with uniform initial data (3.2).

$$\begin{aligned}
 (3.4) \quad & \begin{matrix} & & & \vdots & & & & & & & \\ & & & \rho_{0,0,4}^{(-3,5)} & & \rho_{0,0,4}^{(-2,5)} & \cdots & \rho_{0,0,4}^{(5,5)} & & & \\ & & & \rho_{0,0,4}^{(-3,4)} & & \rho_{0,0,4}^{(-2,4)} & \cdots & \rho_{0,0,4}^{(5,4)} & & & \\ \cdots & & & \vdots & & \ddots & \ddots & \vdots & & \cdots & \\ & & & \rho_{0,0,4}^{(-3,-3)} & & \rho_{0,0,4}^{(-2,-3)} & \cdots & \rho_{0,0,4}^{(5,-3)} & & & \\ & & & \vdots & & \vdots & & \vdots & & & \end{matrix} = \begin{matrix} 0 & 0 & 0 & 0 & 0 & 0 & 0 & 0 & 0 & 0 \\ 0 & 0 & 0 & \frac{1}{16} & 0 & 0 & 0 & 0 & 0 & 0 \\ 0 & 0 & \frac{1}{16} & -\frac{1}{8} & \frac{1}{4} & 0 & 0 & 0 & 0 & 0 \\ 0 & 0 & \frac{3}{8} & 0 & -\frac{3}{8} & \frac{3}{8} & 0 & 0 & 0 & 0 \\ 0 & \frac{1}{4} & -\frac{1}{2} & \frac{1}{8} & -\frac{1}{8} & -\frac{3}{8} & \frac{1}{4} & 0 & 0 & 0 \\ 0 & \frac{1}{4} & -\frac{1}{4} & 0 & \frac{1}{8} & 0 & -\frac{1}{8} & \frac{1}{16} & 0 & 0 \\ 0 & 0 & \frac{1}{2} & -\frac{1}{4} & -\frac{1}{2} & \frac{3}{8} & \frac{1}{16} & 0 & 0 & 0 \\ 0 & 0 & 0 & \frac{1}{4} & \frac{1}{4} & 0 & 0 & 0 & 0 & 0 \\ 0 & 0 & 0 & 0 & 0 & 0 & 0 & 0 & 0 & 0 \end{matrix}
 \end{aligned}$$

where the 0's at the boundary extend to infinity as these initial data points do not contribute to the density  $\rho_{0,0,4}$ . The density profile is shown in Figure 12

An interesting property of this density is that it is an *order parameter* for the crystalline/liquid phases of the model, namely  $\rho_{i,j,k}^{(i_0,j_0,k_0)}$  vanishes identically in the crystal phase, while it fluctuates and becomes non-zero in the liquid regions. Indeed, as we shall see below, the crystalline phase is characterized by the presence of exactly  $\nu - 1$  dimers around each  $2\nu$ -valent face (1 for squares, 2 for hexagons), leading to a vanishing local density by (3.3).

Another property is translation invariance, namely that

$$(3.5) \quad \rho_{i+x, j+y, k+z}^{(i_0, j_0, k_0)+(x, y, z)} = \rho_{i, j, k}^{(i_0, j_0, k_0)} \Big|_{t_{a,b} \rightarrow t_{a+x, b+y}}, \quad x, y, z \in \mathbb{Z}, \quad x + y + z = 0 \pmod{2},$$

for all translations by  $(x, y, z)$  that leave the initial data surface  $\mathbf{k}$  invariant. In the case of  $(r, s, t)$  parallel initial data planes, only translations such that  $rx + sy + tz = 0$  are allowed. The latter property is key to allow us to use the explicit value of  $\rho_{i, j, k}^{(i_0, j_0, k_0)}$ , for varying  $(i, j)$  and fixed  $(i_0, j_0, k_0 = k_{i_0, j_0})$  to browse through the local densities of the dimer model. Indeed, instead of interpreting this quantity as a local density of the  $(i, j, k)$  dimer model, we may use translational invariance (3.5) to reinterpret it as the local density at some varying point  $\sim (i_0 - i, j_0 - j)$  in a dimer model whose graph is centered at a fixed point  $\sim (0, 0)$  close to the origin.

The  $T$ -system relation allows to derive a linear recursion relation for  $\rho$ , by simply differentiating w.r.t.  $t_{i_0, j_0, k_0}$ :

$$(3.6) \quad \rho_{i, j, k+1}^{(i_0, j_0, k_0)} + \rho_{i, j, k-1}^{(i_0, j_0, k_0)} = L_{i, j, k} (\rho_{i+1, j, k}^{(i_0, j_0, k_0)} + \rho_{i-1, j, k}^{(i_0, j_0, k_0)}) + R_{i, j, k} (\rho_{i, j+1, k}^{(i_0, j_0, k_0)} + \rho_{i, j-1, k}^{(i_0, j_0, k_0)}),$$

where

$$(3.7) \quad L_{i, j, k} := \frac{T_{i+1, j, k} T_{i-1, j, k}}{T_{i, j, k+1} T_{i, j, k-1}}, \quad R_{i, j, k} = \frac{T_{i, j+1, k} T_{i, j-1, k}}{T_{i, j, k+1} T_{i, j, k-1}} = 1 - L_{i, j, k}.$$

$\rho$  is further determined by the initial conditions  $\rho_{i, j, k}^{(i_0, j_0, k_0)} = \delta_{i, i_0} \delta_{j, j_0} \delta_{k, k_0}$  along the initial data surface  $\mathbf{k}$ .

The density  $\rho$  can be explicitly computed whenever the solution  $T_{i, j, k}$  of the  $T$ -system is explicit. This is done in the next sections for  $(r, s, t)$ -slanted initial data planes  $(P_\ell)$ ,  $\ell = 0, 1, \dots, 2t - 1$ .

**3.2.2. The density of the uniform case.** In the uniform case, we have the solution  $T_{i, j, k} = \alpha^{m(m-1)/2}$  where  $m = ri + sj + tk$ , leading to the coefficients

$$L_{i, j, k} = \alpha^{r^2 - t^2}, \quad R_{i, j, k} = \alpha^{s^2 - t^2},$$

independent of  $i, j, k$ , while  $\alpha > 1$  is the solution of (3.2). Let us define the function  $\mu(i, j, k) = ri + sj + tk$ . It will be convenient to gather solutions of (3.6) into generating functions

$$\rho^{(i_0, j_0, k_0)}(x, y, z) := \sum_{\substack{i, j, k \in \mathbb{Z} \\ \mu(i, j, k) \geq 0}} \rho_{i, j, k}^{(i_0, j_0, k_0)} x^i y^j z^k.$$



As a first example, taking  $(i_0, j_0, k_0) = (0, 0, 0)$ , and using the recursion relation (3.6), multiplying by  $x^i y^j z^k$  and summing over  $i, j, k \in \mathbb{Z}$  gives

$$1 - \rho^{(0,0,0)}(x, y, z) = \frac{z^2}{1 + z^2 - z\alpha^{r^2-t^2}\left(x + \frac{1}{x}\right) - z\alpha^{s^2-t^2}\left(y + \frac{1}{y}\right)},$$

easily derived by noting that  $\rho_{0,0,2} = -1$ . For later use, we define

$$(3.8) \quad D_{r,s,t}(x, y, z) := 1 + z^2 - z\alpha^{r^2-t^2}\left(x + \frac{1}{x}\right) - z\alpha^{s^2-t^2}\left(y + \frac{1}{y}\right).$$

This denominator will govern the arctic phenomenon for the pinecones.

More generally, we define the refined densities for  $m = 0, 1, \dots, 2t - 1$ :

$$\rho_m^{(i_0, j_0, k_0)}(x, y, z) := \sum_{\substack{i, j \in \mathbb{Z}, k \in \mathbb{Z}_+ \\ \mu(i, j, k) \geq 0, \mu(i, j, k) = m [2t]}} \rho_{i, j, k}^{(i_0, j_0, k_0)} x^i y^j z^k.$$

All these functions can be obtained from the density  $\rho^{(i_0, j_0, k_0)}$  via the following:

**Lemma 3.2.** *Setting  $\omega = e^{i\frac{\pi}{t}}$ , we have the identity*

$$\rho_m^{(i_0, j_0, k_0)}(x, y, z) = \frac{1}{2t} \sum_{\ell=0}^{2t-1} \omega^{-m\ell} \rho^{(i_0, j_0, k_0)}(x\omega^{r\ell}, y\omega^{s\ell}, z\omega^{t\ell})$$

*Proof.* We compute

$$\begin{aligned} \frac{1}{2t} \sum_{\ell=0}^{2t-1} \omega^{-m\ell} \rho^{(i_0, j_0, k_0)}(x\omega^{r\ell}, y\omega^{s\ell}, z\omega^{t\ell}) &= \frac{1}{2t} \sum_{\ell=0}^{2t-1} \omega^{-m\ell} \left( \sum_{i, j, k} \rho_{i, j, k}^{(i_0, j_0, k_0)} x^i y^j z^k \omega^{ri\ell + sj\ell + tk\ell} \right) \\ &= \frac{1}{2t} \sum_{\ell=0}^{2t-1} \left( \sum_{i, j, k} \rho_{i, j, k}^{(i_0, j_0, k_0)} x^i y^j z^k \omega^{\ell(r i + s j + t k - m)} \right) \\ &= \rho_m^{(i_0, j_0, k_0)}(x, y, z) \end{aligned}$$

where in the last line we have used the identity  $\delta_{x, m [2t]} = \frac{1}{2t} \sum_{\ell=0}^{2t-1} \omega^{\ell(x-m)}$  □

Note that if  $r, s, t$  are all odd integers, then  $\mu(i, j, k)$  only takes even integer values, due to the condition  $i + j + k = 0 [2]$ , hence only even  $m$ 's contribute to the refined densities. This simplifies the study of solutions to (3.6), which we postpone to the end of this section.

Assume  $r, s, t$  are not all odd. In this case, we may find a triple of integers  $u, v, w \in \mathbb{Z}^2$  such that  $ru + sv + tw = 1$  and  $u + v + w = 0 [2]$ . Then  $\mu(mu, mv, mw) = m$ . Assume that  $\mu(i, j, k) \geq 0$  and

$\mu(i, j, k) = m [2t]$ . Consider the integer  $k_{i,j}$  such that  $\mu(i, j, k_{i,j}) = m$  (and therefore  $k - k_{i,j} \in 2\mathbb{Z}$ ), so that we have  $\mu(mu - i, mv - j, mw - k_{i,j}) = 0$ . We may use the translational invariance (3.5) for the translation vector  $(mu - i, mv - j, mw - k_{i,j})$  to rewrite

$$\rho_{i,j,k}^{(i_0, j_0, k_0)} = \rho_{mu, mv, mw+k-k_{i,j}}^{(mu+i_0-i, mv+j_0-j, mw+k_0-k_{i,j})},$$

where the values of the initial data  $t_{a,b} = t_{a+mu, b+mv}$  are unchanged, as the translation is parallel to the initial data planes. This equation allows us to re-interpret the generating function  $\rho_m^{(i_0, j_0, k_0)}(x, y, z)$  as that of the local dimer densities of the dimer model for  $T_{mu, mv, mw+k-k_{i,j}}$ . Here  $k$  governs the size of the dimer graph and the coordinates  $i, j$  allow to explore its faces at positions  $(mu + i_0 - i, mv + j_0 - j)$ .

More precisely, we may rewrite the generating function:

$$\begin{aligned} \rho_m^{(i_0, j_0, k_0)}(x, y, z) &= \sum_{\substack{i,j,k \in \mathbb{Z} \\ \mu(i,j,k) \geq 0, \mu(i,j,k) = m[2t]}} \rho_{mu, mv, mw+k-k_{i,j}}^{(mu+i_0-i, mv+j_0-j, mw+k_0-k_{i,j})} x^i y^j z^k \\ &= x^{mu+i_0} y^{mv+j_0} \sum_{i', j' \in \mathbb{Z}, k' \in \mathbb{Z}_+} \rho_{mu, mv, mw+2k'}^{(i', j', k'_0)} x^{-i'} y^{-j'} z^{k_{i,j}+2k'} \end{aligned}$$

where  $i' = mu + i_0 - i$ ,  $j' = mv + j_0 - j$ , and  $k'_0$  is such that  $p = \mu(i_0, j_0, k_0) = \mu(i', j', k'_0)$ , and where we have expressed  $k = k_{i,j} + 2k'$ , so that the summation is over integers  $k'$  such that  $m + 2tk' \geq 0$ , i.e.  $k' \geq 0$  as  $0 \leq m < 2t$ . Using finally  $k_{i,j} = (m - ri - sj)/t = (m - mru - msv - ri_0 - sj_0 + ri' + sj')/t$ , we arrive at

$$\rho_m^{(i_0, j_0, k_0)}(x, y, z) = x^{mu+i_0} y^{mv+j_0} z^{mw+k_0-p/t} \sum_{i', j' \in \mathbb{Z}, k' \in \mathbb{Z}_+} \rho_{mu, mv, mw+2k'}^{(i', j', k'_0)} (z^{r/t} x^{-1})^{i'} (z^{s/t} y^{-1})^{j'} z^{2k'}$$

This implies that the generating function  $\tilde{\rho}_{p,m}(x, y, z) := \sum_{i', j', k'} \rho_{mu, mv, mw+2k'}^{(i', j', k'_0)} x^{i'} y^{j'} z^{2k'}$  is expressed as

$$(3.9) \quad \tilde{\rho}_{p,m}(x, y, z) = x^{mu+i_0} y^{mv+j_0} z^{-m/t} \rho_m^{(i_0, j_0, k_0)}(z^{r/t} x^{-1}, z^{s/t} y^{-1}, z).$$

This generating function however only explores points with fixed value of  $\mu(i_0, j_0, k_0) = p$ , and we need to consider values of  $(i_0, j_0, k_0)$  pertaining to the different planes  $(P_0), (P_1), \dots, (P_{2t-1})$  to explore all the faces of the dimer graph. To this end, we must compute the generating function  $\rho^{(i_0, j_0, k_0)}(x, y, z)$  for all values  $\mu(i_0, j_0, k_0) = p \in [0, 2t - 1]$ . We have the following:

**Theorem 3.3.** For all triples  $(i_0, j_0, k_0)$  such that  $\mu(i_0, j_0, k_0) = p \in [0, 2t-1]$ , we have  $\rho^{(i_0, j_0, k_0)}(x, y, z) = x^{i_0} y^{j_0} z^{k_0} \rho_p(x, y, z)$ , where for  $r \leq s < t$ :

$$\rho_p(x, y, z) = \frac{1}{D(x, y, z)} \left\{ \begin{array}{ll} 1 - z\alpha^{r^2-t^2} \left(x + \frac{1}{x}\right) - z\alpha^{s^2-t^2} \left(y + \frac{1}{y}\right) & (0 \leq p < t - s) \\ 1 - z\alpha^{r^2-t^2} \left(x + \frac{1}{x}\right) - z\alpha^{s^2-t^2} \left(\frac{1}{y}\right) & (t - s \leq p < t - r) \\ 1 - z\alpha^{r^2-t^2} \left(\frac{1}{x}\right) - z\alpha^{s^2-t^2} \left(\frac{1}{y}\right) & (t - r \leq p < t + r), \\ 1 - z\alpha^{r^2-t^2} \left(\frac{1}{x}\right) & (t + r \leq p < t + s) \\ 1 & (t + s \leq p < 2t) \end{array} \right.$$

and for  $s \leq r < t$ :

$$\rho_p(x, y, z) = \frac{1}{D(x, y, z)} \left\{ \begin{array}{ll} 1 - z\alpha^{r^2-t^2} \left(x + \frac{1}{x}\right) - z\alpha^{s^2-t^2} \left(y + \frac{1}{y}\right) & (0 \leq p < t - r) \\ 1 - z\alpha^{r^2-t^2} \left(\frac{1}{x}\right) - z\alpha^{s^2-t^2} \left(y + \frac{1}{y}\right) & (t - r \leq p < t - s) \\ 1 - z\alpha^{r^2-t^2} \left(\frac{1}{x}\right) - z\alpha^{s^2-t^2} \left(\frac{1}{y}\right) & (t - s \leq p < t + s), \\ 1 - z\alpha^{r^s-t^2} \left(\frac{1}{y}\right) & (t + s \leq p < t + r) \\ 1 & (t + r \leq p < 2t) \end{array} \right.$$

with  $D(x, y, z)$  as in (3.8).

*Proof.* Using the recursion relation (3.6), we see that the initial data at  $(i_0, j_0, k_0)$  propagates to the following points (with  $k - k_0 = 1, 2$ ):

- $(i_0, j_0, k_0 + 2)$  with  $\mu = 2t + p \geq 2t$  for all  $p$ ;
- $(i_0 + 1, j_0, k_0 + 1)$  with  $\mu = t + r + p \geq 2t$  for  $p \geq t - r$ ;
- $(i_0, j_0 + 1, k_0 + 1)$  with  $\mu = t + s + p \geq 2t$  for  $p \geq t - s$ ;
- $(i_0 - 1, j_0, k_0 + 1)$  with  $\mu = t - r + p \geq 2t$  for  $p \geq t + r$ ;
- $(i_0, j_0 - 1, k_0 + 1)$  with  $\mu = t - s + p \geq 2t$  for  $p \geq t + s$ ;

These govern the numerators in the above formulas for the densities  $\rho_p$ .  $\square$

Let us now consider the case when  $r, s, t$  are all odd integers. In that case, we may find a triple of integers  $(u, v, w) \in \mathbb{Z}^2$  such that  $ru + sv + tw = 2$ , and  $u + v + w = 0$  [2]. As  $\mu(i, j, k)$  is even, we write  $\mu(i, j, k) = 2m$  [2t], and  $\mu(i, j, k_{i,j}) = 2m$  and apply again the same translation

invariance. The net result is an even version of (3.9):

$$(3.10) \quad \tilde{\rho}_{2p,2m}(x, y, z) = x^{mu+i_0} y^{mv+j_0} z^{-2m/t} \rho_{2m}^{(i_0, j_0, k_0)}(z^{r/t} x^{-1}, z^{s/t} y^{-1}, z).$$

where  $\mu(mu + i_0 - i, mv + j_0 - j, mw + k_0 - k_{i,j}) = \mu(i_0, j_0, k_0) = 2p$ .

In all cases, combining the results of Lemma 3.2 and Theorem 3.3, we now have access to the large  $i', j', k'$  asymptotics of the local densities  $\rho_{mu, mv, mw+2k'}^{(i', j', k')}$  which are governed by the singularities of their generating function  $\tilde{\rho}_{p,m}(x, y, z)$ , namely the zeroes of their common denominator as  $x, y, z$  approach 1. In all cases the denominator vanishes like

$$(3.11) \quad \Delta_{r,s,t}(x, y, z) := D_{r,s,t}(z^{r/t} x^{-1}, z^{s/t} y^{-1}, z),$$

as  $x, y, z$  approach 1. Note that in the scaling limit when  $i, j, k \rightarrow \infty$  with  $i/k, j/k$  finite, the ‘‘center’’  $(mu, mv)$  of the dimer domain, which depends on  $m \in [0, 2t - 1]$  scales uniformly to the origin.

### 3.3. Arctic phenomenon.

3.3.1. *Asymptotics of the density function and arctic curve.* As shown in the previous section the singularities of the density are governed by the zeros of the function  $\Delta(x, y, z)$  (3.11). We now apply the method of multivariate generating functions by [33] [34] for conical singularities, letting  $x \mapsto e^{\epsilon x}$ ,  $y \mapsto e^{\epsilon y}$  and  $z \mapsto e^{-\epsilon(u x + v y)}$  and expanding at leading order in  $\epsilon$ , we find

$$\Delta_{r,s,t}(e^{\epsilon x}, e^{\epsilon y}, e^{-\epsilon(u x + v y)}) = \epsilon^2 H_{r,s,t}(x, y, z) + O(\epsilon^4)$$

for some explicit polynomial  $H$  of  $x, y$  (we drop the subscript  $r, s, t$  when there is no ambiguity). Further imposing that  $H(x, y) = \partial_x H(x, y) = \partial_y H(x, y) = 0$  has a non-trivial solution in  $x, y$  leads to the vanishing condition of the Hessian determinant:  $\begin{vmatrix} \partial_x^2 H & \partial_x \partial_y H \\ \partial_x \partial_y H & \partial_y^2 H \end{vmatrix} = 0$ , and finally to the (dual) arctic curve:

$$(3.12) \quad (1 - A) t^2 u^2 + A t^2 v^2 - A(1 - A)(ru + sv + t)^2 = 0$$

where

$$(3.13) \quad A = A_{r,s,t} := \alpha^{r^2 - t^2}, \quad 1 - A = \alpha^{s^2 - t^2}$$

It is easy to show that  $t^2 - Ar^2 > 0$  and  $t^2 - (1 - A)s^2 > 0$ , while  $0 < A < 1$  generically, so that the curve (3.12) is always an ellipse.

Let us also derive the scaling limit of the pinecone domain, centered at the origin. In the original  $(i, j, k)$  coordinates, it is the intersection of the pyramid  $|x| + |y| = |k - z|$  and of the slanted initial data planes  $P_m: rx + sy + tz = m$   $m = 0, 1, \dots, 2t - 1$ . After rescaling by  $k$ , setting  $u = x/k$ ,  $v = y/k$  and  $w = z/k$ , we get for  $k \rightarrow \infty$ :  $|u| + |v| = |1 - w|$  and  $ru + sv + tw = 0$ . The resulting 4 equations  $t(1 \pm u \pm v) + ru + sv = 0$  give rise to 4 segments<sup>1</sup>:

$$(3.14) \quad \begin{aligned} v &= -\frac{t}{t+s} - \frac{t+r}{t+s} u, & v &= -\frac{t}{s-t} - \frac{t+r}{s-t} u & \left( u \in \left[ -\frac{t}{t+r}, 0 \right] \right) \\ v &= -\frac{t}{t+s} + \frac{t-r}{t+s} u, & v &= -\frac{t}{s-t} + \frac{t-r}{s-t} u & \left( u \in \left[ 0, \frac{t}{t-r} \right] \right). \end{aligned}$$

We summarize the results into the following:

**Theorem 3.4.** *The limit shape of typical large size  $(r,s,t)$ -pinecone domino tilings associated to the solution of the  $T$ -system with uniform initial data  $t_{i,j} = \alpha^{m(m-1)/2}$  on each slanted plane  $m = ri + sj + tk = 0, 1, \dots, 2t - 1$ , is the ellipse (3.12) inscribed in the scaling domain (3.14). This "arctic" ellipse separates a liquid phase (center) from four frozen crystalline phases (corners).*

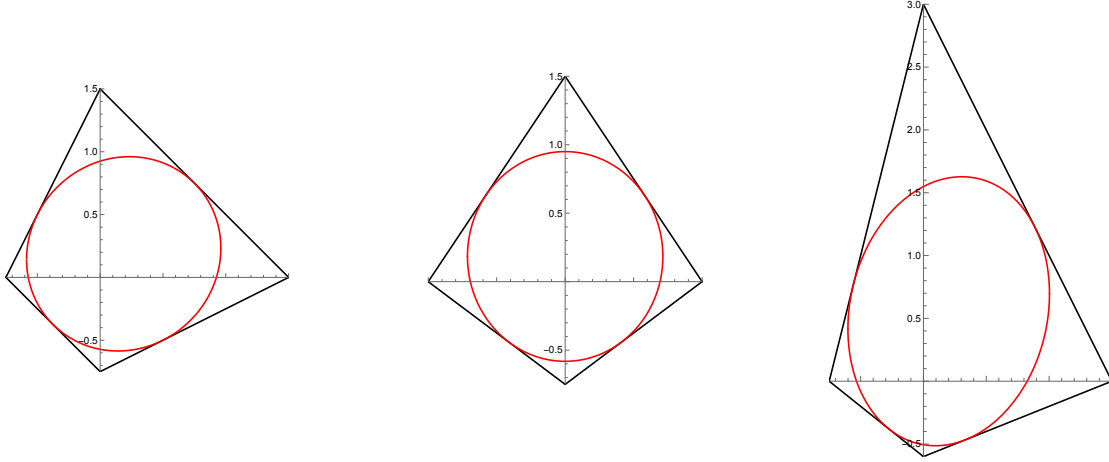


FIGURE 13. Arctic curves for  $r, s, t$ -pinecones, together with the scaled domain. Left:  $(r, s, t) = (1, 1, 3)$ , center:  $(r, s, t) = (0, 1, 3)$ , right  $(r, s, t) = (1, 2, 3)$ .

### 3.3.2. Examples.

**Example 3.5.** **Case  $t = 1, r = s = 0$ .** In this case, we have  $\alpha = 2$  and  $A = 1 - A = \frac{1}{2}$ . This is the case of "flat" initial data planes  $k_{i,j} = \text{Mod}(i + j, 2) \in \{0, 1\}$ , for which the pinecone dimer

<sup>1</sup>The four corresponding segments are the images of the four segments (2.12-2.13) of the pinecone formulation.

configurations reduce to domino tilings of the Aztec diamond of size  $k$ . The corresponding arctic curve is the celebrated arctic circle  $u^2 + v^2 - \frac{1}{2} = 0$ , inscribed in the rescaled domain, the square  $|u| + |v| = 1$ .

**Example 3.6.** Cases  $r = s < t$ . In this case, we have  $\alpha = 2^{\frac{1}{t^2-r^2}}$  and  $A = 1 - A = \frac{1}{2}$  again. The arctic ellipse takes the simple form:

$$t^2(u-v)^2 + (t^2-r^2)\left(u+v - \frac{rt}{t^2-r^2}\right)^2 = \frac{t^4}{t^2-r^2}.$$

This curve is displayed in Fig. 13 (left) for  $r = s = 1$  and  $t = 3$ .

**Example 3.7.** Cases  $r = 0 < s < t$ . We have  $\alpha^{t^2} = 1 + \alpha^{s^2}$ ,  $A = \alpha^{-t^2}$ , and the arctic ellipse reads:

$$(1-A)t^2u^2 + A(t^2 - (1-A)s^2)\left(v - \frac{(1-A)st}{t^2 - (1-A)s^2}\right)^2 = \frac{A(1-A)t^4}{t^2 - (1-A)s^2}.$$

This curve is displayed in Fig. 13 (center) for  $r = 0$ ,  $s = 1$ , and  $t = 3$ .

Recall that the local densities  $\rho_{mu,mv,mw+2k}^{(x,y,k'_0)}$  measure of the expectation value, within the statistical ensemble of dimer configurations of the pinecone domain of size  $k$ , of the observable  $v_{x,y}/2 - 1 - \mathcal{N}_{x,y}(\mathcal{D})$ , where  $\mathcal{N}_{x,y}(\mathcal{D})$  is the number of dimers occupying the edges around the face  $(x, y)$  of the domain  $\mathcal{D}$ , and  $v_{x,y}$  is the valency of the face  $(x, y)$ . The 4 corners of the scaled domain have vanishing density, indicating a "frozen configuration", where each face is occupied by 1 (resp. 2) edge(s) for square faces (reps. hexagonal faces), resulting in  $v_{x,y}/2 - 1 - \mathcal{N}_{x,y} = 0$  in both cases.

For completeness, we have computed numerically the value of the local density  $\rho_{mu,mv,mw+2k}^{(i,j,k'_0)}$ , which is the coefficient of  $x^i y^j z^k$  of the density generating function  $\tilde{\rho}_{p,m}(x, y, z)$  of eqs. (3.9) and (3.10), in domains centered at the origin, for large  $k$ , as functions of  $(i/k, j/k)$ . The corresponding plots for the three cases  $(r, s, t) = (1, 2, 3), (1, 1, 3), (1, 0, 3)$  (with darker shades for larger values of  $\rho_{i,j,k}$ ) are represented in Fig. 14, for large values of  $k$ . The domain of non-zero values of  $\rho$  show the arctic ellipses, outside of which  $\rho \rightarrow 0$  (white zone delimited by the segments (3.14)). The corresponding white-colored corners correspond to fundamental crystalline states as mentioned above. There are four distinct such states, each corresponding to a (N,S,E,W) corner similar to the case of the Aztec Diamond in [20], characterized by an occupation number  $\mathcal{N}_{x,y}(\mathcal{D}) = 1$  (resp. 2) on each square (resp. hexagonal) face  $(x, y)$  (see Fig. 15 for an illustration). Thus, away from the




FIGURE 14. Density profile for  $r, s, t$ -pinecones obtained by extracting the coefficients of  $x^i y^j z^k$  in  $\tilde{p}_{p,m}(x, y, z)$  and plotting the result as a function of  $i/k, j/k$  for fixed large  $k, i, j$  in a suitable range around the origin. For better statistics, graphs for a few neighboring values of  $k$  are superposed. The lighter color corresponds to the smaller value of  $\rho_{i,j,k}$ , and the light blue color indicates when  $\rho_{i,j,k}$  is strictly 0.

corners, the dimer model has non-trivial entropy with  $\rho \neq 0$ , indicating the liquid phase (darker shades) in Fig 14.

**Remark 3.8.** *We expect the four corners of the quadrangular scaling domain of  $(r, s, t)$  pinecones to be in a crystalline phase, where each square face is singly occupied and each hexagonal face is doubly occupied (see Fig. 15, where we also listed the various (a) square (up to rotation) and (b),(c) hexagonal face configurations). In general, the  $(r, s, t)$  pinecones can be drawn on a square lattice, with missing vertical edges corresponding to hexagons. The crystal phases of the Aztec diamond graph (with only square faces) are either of the 4 “brick wall” configurations (2 horizontal and 2 vertical obtained from each other by respectively a horizontal/vertical translation by one unit) depicted up to translation in Fig. 16 (left). Three of these four give rise to admissible crystal phases of the pinecone drawn on the same lattice (see Fig. 16 (right) for the case  $(1,1,3)$ , where each row is a succession of a sequence of two squares followed by one horizontal hexagon, and successive rows are shifted by one unit to the right). Indeed the condition of each square being singly occupied and each hexagon being doubly occupied is obviously satisfied. In general, we expect the bulk of the crystal phases to be in analogues of the three abovementioned states,*

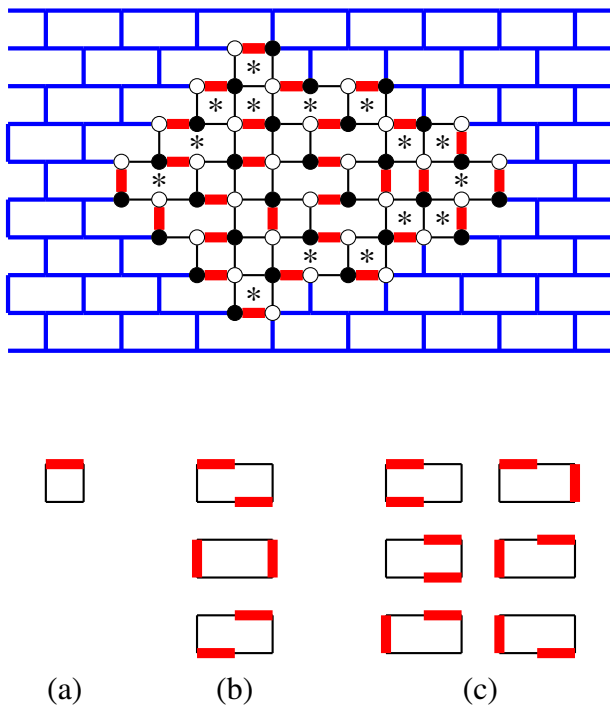


FIGURE 15. The four frozen dimer configurations (up to rotation) in the four corners of the  $(r, s, t) = (1, 0, 3)$ -pinecone dual graph. In a larger case, one should see that these frozen facets concentrate at the 4 corners of the dual graph. The blue regions of brickwall configurations stay frozen outside of the "active" zone

*governed by either of the three hexagon configurations of Fig 15 (b). Outside of the scaled domain, every faces are hexagonal and oriented in such ways that the contributing weight is always 0.*



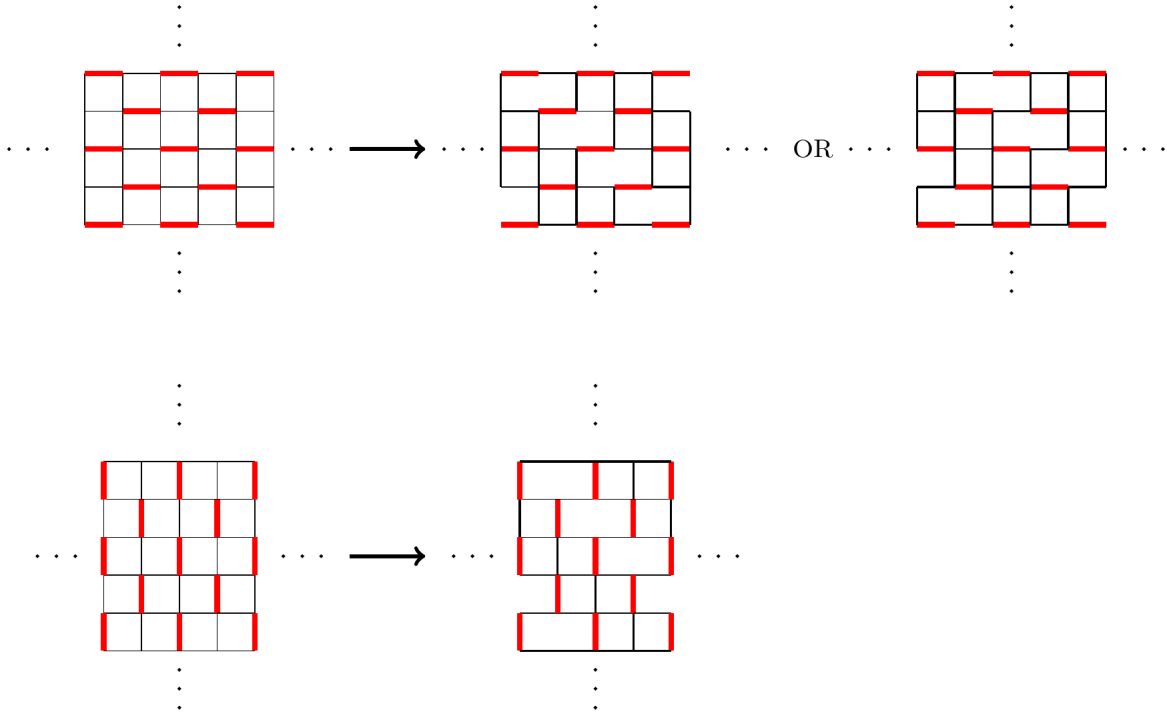


FIGURE 16. From horizontal/vertical “brick wall” crystalline phases on the square lattice (left) to that on pinecones (right), illustrated here in the case  $(1,1,3)$ , where the corresponding stepped surfaces are drawn on a square lattice with missing vertical edges (middle of hexagons). Out of the four possible brick wall crystals on the square lattice, only three are compatible with the hexagon arrangement.

#### 4. THE CASE OF SLANTED $2 \times 2$ -PERIODIC INITIAL DATA: SOLUTION AND PERIODICITIES

In this section, we will focus on a specific initial data on the stack of slanted  $(r, s, t) = (r, r, t)$ -planes, which has periodicity two in both  $i$  and  $j$  direction, namely, on each slanted plane  $P_m$ ,  $m \in \{0, 1, \dots, 2t - 1\}$ :

$$(4.1) \quad t_{i,j} = \alpha^{m(m-1)/2} \times \begin{cases} a & (i = 0, j = 0 \text{ mod } 2) \\ b & (i = 0, j = 1 \text{ mod } 2) \\ c & (i = 1, j = 0 \text{ mod } 2) \\ d & (i = 1, j = 1 \text{ mod } 2) \end{cases}$$

such that  $ri + sj + tk = m$ ,  $i + j + k = 0 \pmod{2}$ , and with  $\alpha = 2^{\frac{1}{r^2-r^2}}$  as in Example 3.6. This initial data determines entirely the solution of the  $T$ -system, and its built-in periodicity induces a periodicity property of the quantities  $L_{i,j,k}$  and  $R_{i,j,k}$  which allows to derive the density function exactly, as we show in the sections below.

**4.1. The case of  $r = s$  and  $t$  in  $2\mathbb{Z} + 1$ .** When  $r = s$  and  $t$  are odd coprime integers, the condition  $r(i + j) + tk = \mu$ , together with the fact that  $i + j + k = 0 \pmod{2}$ , forces  $\mu$  to be an even integer. Indeed, the quantity  $r(i + j) + tk = r(i + j + k) + (t - r)k$  must be even as both  $t - r$  and  $i + j + k$  are even. In particular, only even planes  $P_{2m}$ ,  $m \in [0, t - 1]$ , contain initial data points, and the solution is defined on even planes as well. Writing  $r(i + j + k) + (t - r)k = 2m$ , we see that  $k$  is constrained by the relation  $\frac{t-r}{2}k = m \pmod{r}$ . As  $r$  and  $t$  are coprime this is easily solved as  $k = \theta m \pmod{r}$ , where  $\theta \in [0, r - 1]$  denotes the inverse of  $\frac{t-r}{2}$  modulo  $r$ .

This suggests to apply a change of variables  $(i, j, k) \rightarrow (i, k, m)$ , with  $m = r \frac{i+j+k}{2} + \frac{t-r}{2}k$ , and  $k = \theta m \pmod{r}$ , which allows to recover  $j = (m - \frac{t-r}{2}k)/r$ . Accordingly, we write  $T_{i,j,k} = T_{i,k}^{2m}$ . For these new variables, the initial data  $t'_{i,k}$  is naturally indexed by pairs  $i, k \in \mathbb{Z}$ , in bijection with the initial data  $t_{i,j}$ . Indeed, from the discussion of Section 1.1, the stepped surface of initial data is  $(i, j, k_{i,j})$  with  $k_{i,j}$  as in (2.3), and we have the initial data assignments  $t_{i,j} = T_{i,j,k_{i,j}} = T_{i,k_{i,j}}^{2m_{i,j}} = t'_{i,k_{i,j}}$  (2.2), where  $2m_{i,j} = \text{Mod}(r(i + j) + t \text{Mod}(i + j, 2), 2t)$ . In the particular case of  $2 \times 2$  periodic initial data (4.1), with  $t_{i+2,j} = t_{i,j+2} = t_{i,j}$ , we have the following.

**Lemma 4.1.** *For every  $i, k$ , the following periodicity relations hold for all initial data planes  $m = 0, 1, \dots, t - 1$ :*

$$\begin{aligned} T_{i+2,k}^{2m} &= T_{i,k}^{2m} \\ T_{i,k+2r}^{2m} &= T_{i,k}^{2m} \end{aligned}$$

*Proof.* The first relation follows from the fact that  $(i + 2, j, k)$  and  $(i, j + 2, k)$  belong to the same plane  $2m = r(i + j + 2) + tk$ , therefore share the same value of  $t_{i+2,j} = t_{i,j+2} = t_{i,j}$  and therefore  $T_{i+2,k}^{2m} = T_{i,k}^{2m}$ . For the second relation, note that the points  $(i + 2t, j, k)$  and  $(i, j, k + 2r)$  belong to the same plane with  $2m = r(i + j) + tk + 2rt$ , therefore share the same value of  $t_{i+2t,j} = t_{i,j}$ , hence  $T_{i+2t,k}^{2m} = T_{i,k+2r}^{2m} = T_{i,k}^{2m}$ . □

Recall that for fixed  $m$ ,  $k$  must satisfy  $k = \theta m \pmod{r}$ . From Lemma 4.1,  $T_{i,k}^{2m}$  depends only on  $k \pmod{2r}$ , which takes only two values  $k_0$  and  $k_1$ , where  $k_0 = \text{Mod}(\theta m, r) \in [0, r - 1]$  and

$k_1 = k_0 + r \in [r, 2r - 1]$ . Moreover, as  $r$  is odd,  $k_0$  and  $k_1$  have opposite parities, and we deduce that  $T_{i,k}^{2m} = t'_{i,k}$  only depends on  $k \bmod 2$  (as well as  $i \bmod 2$  from the Lemma). This results in the correspondence of initial data:  $t'_{i, \text{Mod}(i+j, 2)} = t_{i,j}$ , namely on each plane  $P_{2m}$ :

$$(4.2) \quad \begin{aligned} t_{0,0} &= t'_{0,0} = \alpha^{m(2m-1)} a \\ t_{0,1} &= t'_{0,1} = \alpha^{m(2m-1)} b \\ t_{1,0} &= t'_{1,1} = \alpha^{m(2m-1)} c \\ t_{1,1} &= t'_{1,0} = \alpha^{m(2m-1)} d \end{aligned}$$

Using the change of variables  $T_{i,j,k} \rightarrow T_{i,k}^{2m}$ , we may rewrite the quantities  $L$  of (3.7) as

$$L_{i,j,k} = L_{i,k}^{2m} = \frac{T_{i+1,k-1}^{2m+r-t} T_{i-1,k-1}^{2m-r-t}}{T_{i,k-2}^{2m-2t} T_{i,k}^{2m}}$$

The next theorem is the key of our study of the arctic phenomenon for  $2 \times 2$ -periodic initial data.

**Theorem 4.2.** *The solution of the  $T$ -system with  $2 \times 2$ -periodic initial data has the following periodicity properties:*

- (1)  $L_{i,k}^{2m}$ , for  $k = \theta m \bmod r$ , depends only on  $i, k$  modulo 2.
- (2)  $L_{i,k}^{2m+4t} = L_{i,k}^{2m}$ .

*Proof.* The proof uses the uniqueness of the solution  $T_{i,k}^{2m}$  of the  $T$ -system subject to the initial data. Let us define recursively a new variable  $\theta_{i,k}^{2m}$  by:

$$(4.3) \quad \theta_{i+1,k+1}^{2m+r+t} = \theta_{i,k}^{2m} f_{i,k}(m) \quad (i, k \in \mathbb{Z}; m \geq 0)$$

$$(4.4) \quad \theta_{i,k}^{2m} = t'_{i,k}, \quad \left( i, k \in \mathbb{Z}; m \in \left[ 0, \frac{t+r-2}{2} \right] \right),$$

where the functions  $f_{i,k}(m)$  depend only on  $i, k \bmod 2$  with

$$(4.5) \quad \begin{aligned} f_{0,0}(m) &= \alpha^{\frac{r+t}{2}(4m+r+t-1)} \frac{\left(\frac{a^2+d^2}{2}\right)^{\eta(m)} \times \left(\frac{b^2+c^2}{2}\right)^{\eta(m-\frac{t-r}{2})}}{a^{\mu'(m)} b^{\mu(m-\frac{t-r}{2})} c^{\mu'(m-\frac{t-r}{2})} d^{\mu(m)}} \\ f_{1,0}(m) &= \alpha^{\frac{r+t}{2}(4m+r+t-1)} \frac{\left(\frac{a^2+d^2}{2}\right)^{\eta(m)} \times \left(\frac{b^2+c^2}{2}\right)^{\eta(m-\frac{t-r}{2})}}{a^{\mu(m)} b^{\mu'(m-\frac{t-r}{2})} c^{\mu(m-\frac{t-r}{2})} d^{\mu'(m)}} = f_{0,0}(m) \Big|_{a \leftrightarrow d, b \leftrightarrow c} \\ f_{0,1}(m) &= \alpha^{\frac{r+t}{2}(4m+r+t-1)} \frac{\left(\frac{a^2+d^2}{2}\right)^{\eta(m-\frac{t-r}{2})} \times \left(\frac{b^2+c^2}{2}\right)^{\eta(m)}}{a^{\mu(m-\frac{t-r}{2})} b^{\mu(m)} c^{\mu(m)} d^{\mu'(m-\frac{t-r}{2})}} = f_{0,0}(m) \Big|_{a \leftrightarrow b, c \leftrightarrow d} \\ f_{1,1}(m) &= \alpha^{\frac{r+t}{2}(4m+r+t-1)} \frac{\left(\frac{a^2+d^2}{2}\right)^{\eta(m-\frac{t-r}{2})} \times \left(\frac{b^2+c^2}{2}\right)^{\eta(m)}}{a^{\mu'(m-\frac{t-r}{2})} b^{\mu(m)} c^{\mu'(m)} d^{\mu(m-\frac{t-r}{2})}} = f_{0,0}(m) \Big|_{a \leftrightarrow c, b \leftrightarrow d} \end{aligned}$$

and

$$\begin{aligned} \eta(m) &= \left\lfloor \frac{m}{t} \right\rfloor + \left\lfloor \frac{m - \frac{t-r}{2}}{t-r} \right\rfloor - \left\lfloor \frac{m - (t-r)}{t-r} \right\rfloor \\ \mu(m) &= 2 \left\lfloor \frac{m+t}{2t} \right\rfloor \\ \mu'(m) &= 2 \left\lfloor \frac{m}{2t} \right\rfloor + 1. \end{aligned}$$

Our aim is to show that  $\theta_{i,k}^{2m} = T_{i,k}^{2m}$  for all  $i, k \in \mathbb{Z}$  and  $m \geq 0$ . By construction the initial values for  $0 \leq m \leq \frac{t+r}{2} - 1$  coincide. To show the identity between  $\theta_{i,k}^{2m}$  and  $T_{i,k}^{2m}$ , we must show that they agree on the remaining initial data planes, and that moreover they obey the same  $T$ -system relations. This is the content of the following lemma:

**Lemma 4.3.** (1)  $\theta_{i,k}^{2m} = T_{i,k}^{2m}$  for all  $\frac{r+t}{2} \leq m \leq t-1$   
(2) The 2 quantities

$$\mathcal{L}_{i,k}^{2m} = \frac{\theta_{i+1,k-1}^{2m+r-t} \theta_{i-1,k-1}^{2m-r-t}}{\theta_{i,k-2}^{2m-2t} \theta_{i,k}^{2m}} \quad \text{and} \quad \mathcal{R}_{i,k}^{2m} = \frac{\theta_{i,k-1}^{2m+r-t} \theta_{i,k-1}^{2m-r-t}}{\theta_{i,k-2}^{2m-2t} \theta_{i,k}^{2m}}$$

can be expressed as ratios of  $f$ 's, which satisfy  $\mathcal{L}_{i,k}^{2m} + \mathcal{R}_{i,k}^{2m} = 1$ .

*Proof.* First note that as both the initial data  $t'_{i,k}$  and the transition functions  $f_{i,k}(m)$  only depend on  $i, k \bmod 2$ , so does  $\theta_{i,k}^{2m}$  for all  $m \geq 0$ . It is sufficient to check (1) in the case where  $i, k = 0$  [2],

as we can reach the other cases by a permutation of the variables  $(a, b, c, d)$  (as is clear from (4.5)). For  $0 \leq m < \frac{t-r}{2}$ , we have:

$$\theta_{0,0}^{2m+r+t} = \theta_{1,1}^{2m} \frac{\left(\frac{a^2+d^2}{2}\right)^{\eta(m)} \times \left(\frac{b^2+c^2}{2}\right)^{\eta(m-\frac{t-r}{2})}}{a^{\mu'(m)} b^{\mu(m-\frac{t-r}{2})} c^{\mu'(m-\frac{t-r}{2})} d^{\mu(m)}} = c \times \frac{\left(\frac{a^2+d^2}{2}\right)^{\eta(m)} \times \left(\frac{b^2+c^2}{2}\right)^{\eta(m-\frac{t-r}{2})}}{a^{\mu'(m)} b^{\mu(m-\frac{t-r}{2})} c^{\mu'(m-\frac{t-r}{2})} d^{\mu(m)}}$$

We must compare this to  $T_{0,0}^{2m+r+t} = a$  for  $0 \leq m \leq \frac{t-r-2}{2}$ . The desired identification follows from the relations  $\eta(m) = \eta(m - \frac{t-r}{2}) = \mu(m - \frac{t-r}{2}) = \mu(m) = 0$ ,  $\mu'(m - \frac{t-r}{2}) = 1$  and  $\mu'(m) = -1$ , all valid for  $0 \leq m \leq \frac{t-r-2}{2}$ .

To show (2), first note that we have from (4.3):

$$\mathcal{L}_{i,k}^{2m} = \frac{f_{i,k-2}(m-t)}{f_{i-1,k-1}(m-\frac{r+t}{2})},$$

which depends only on  $i, k \bmod 2$ . The quantity  $\mathcal{R}_{i,k}^{2m}$  can be easily related to  $\mathcal{L}_{i,k}^{2m}$  by noting that it corresponds to an interchange of the roles of  $i$  and  $j$  in the original variables, which is implemented by the interchange  $b \leftrightarrow c$  in the initial data. This gives:

$$\mathcal{R}_{i,k}^{2m} = \mathcal{L}_{i,k}^{2m} \Big|_{b \leftrightarrow c},$$

also depending only on  $i$  and  $k \bmod 2$ . We may restrict ourselves to the case  $i = k = 0 \bmod 2$  as all the other parities of  $i, k$  are obtained by permuting  $a, b, c, d$ .

We compute

$$(4.6) \quad \mathcal{L}_{0,0}^{2m} = \frac{f_{0,0}(m-t)}{f_{1,1}(m-\frac{r+t}{2})} = \frac{\left(\frac{b^2+c^2}{2}\right)^{\varphi(m-\frac{t+r}{2})}}{2 b^{\psi(m-\frac{t+r}{2})} c^{\psi'(m-\frac{t+r}{2})}}, \quad \mathcal{R}_{0,0}^{2m} = \mathcal{L}_{0,0}^{2m} \Big|_{b \leftrightarrow c} = \frac{\left(\frac{b^2+c^2}{2}\right)^{\varphi(m-\frac{t+r}{2})}}{2 b^{\psi'(m-\frac{t+r}{2})} c^{\psi(m-\frac{t+r}{2})}},$$

expressed in terms of the functions

$$\varphi(m) = \eta(m+r-t) - \eta(m), \quad \psi(m) = \mu(m+r-t) - \mu(m), \quad \psi'(m) = \mu'(m+r-t) - \mu'(m).$$

Notice that these can only take finitely many values. Specifically, we note that  $\varphi(m+t) = \varphi(m)$ , and

$$\varphi(m) = \begin{cases} -1 & \text{for } m \in [0, t-r-1] \bmod t \\ 0 & \text{for } m \in [t-r, t-1] \bmod t \end{cases}$$

We also have  $\psi(m) = \psi'(m+t)$ ,  $\psi'(m+2t) = \psi'(m)$ , and

$$\psi'(m) = \begin{cases} 0 & \text{for } m \in [t-r, 2t-1] \bmod 2t \\ -2 & \text{for } m \in [0, t-r-1] \bmod 2t \end{cases}$$

$$\psi(m) = \psi'(m+t) = \begin{cases} 0 & \text{for } m \in [-r, t-1] \bmod 2t \\ -2 & \text{for } m \in [-t, -r-1] \bmod 2t \end{cases}$$

We deduce that if  $m \in [t-r, t-1] \bmod 2t$ , then  $\psi(m) = \psi'(m) = 0$ , and similarly for  $m \in [2t-r, 2t-1] \bmod 2t$ , while in both cases  $\varphi(m) = 0$ . On the other hand, if  $m \in [0, t-r-1] \bmod 2t$ , then  $\psi'(m) = -2$ ,  $\psi(m) = 0$ , whereas if  $m \in [t, 2t-r-1] \bmod 2t$ , then  $\psi'(m) = 0$ ,  $\psi(m) = -2$ , while in both cases  $\varphi(m) = -1$ . This leads finally to:

$$\mathcal{L}_{0,0}^{2m} = \mathcal{R}_{0,0}^{2m} = \frac{1}{2}, \text{ for } m \in \left[ \frac{t-3r}{2}, \frac{t-r}{2} - 1 \right] \bmod t$$

$$\mathcal{L}_{0,0}^{2m} = \frac{c^2}{b^2+c^2}, \mathcal{R}_{0,0}^{2m} = \frac{b^2}{b^2+c^2}, \text{ for } m \in \left[ -\frac{t+r}{2}, \frac{t-3r}{2} - 1 \right] \bmod 2t$$

$$\mathcal{L}_{0,0}^{2m} = \frac{b^2}{b^2+c^2}, \mathcal{R}_{0,0}^{2m} = \frac{c^2}{b^2+c^2}, \text{ for } m \in \left[ \frac{t-r}{2}, \frac{3t-3r}{2} - 1 \right] \bmod 2t$$

In all cases this gives  $\mathcal{L}_{0,0}^{2m} + \mathcal{R}_{0,0}^{2m} = 1$ , which is equivalent to the  $T$ -system relation for  $i, k = 0 \bmod 2$ .  $\square$

We conclude that the variables  $\theta_{i,k}^{2m}$  and  $T_{i,k}^{2m}$  are identical, as they obey the same  $T$ -system relations with the same initial data. The statement (1) of Theorem 4.2 follows, as  $L_{i,k}^{2m} = \mathcal{L}_{i,k}^{2m}$  only depends on  $i, k \bmod 2$ . The statement (2) follows from the fact that the functions  $\varphi, \psi, \psi'$  are  $2t$ -periodic in  $m$ . Indeed, restricting again to the case  $i = k = 0 \bmod 2$ , the periodicity property  $\mathcal{L}_{0,0}^{2m+4t} = \mathcal{L}_{0,0}^{2m}$  follows immediately from eq. (4.6).  $\square$

**4.2. The case of  $r = s$  and  $t$  of opposite parity.** Most of the results in this section are proved identically to those of Section 4.1. In the case when  $r = s$  and  $t$  have opposite parity, all integer values of  $m = r(i+j+k) + (t-r)k$  contribute. We now have a unique solution  $k = \xi m \bmod 2r$  where  $\xi$  is the inverse of  $(t-r) \bmod 2r$ . The periodicity Lemma 4.1 now becomes:

**Lemma 4.4.** *For every  $i, k$ , the following periodicity relations hold for all initial data planes  $m = 0, 1, \dots, 2t - 1$ :*

$$\begin{aligned} T_{i+2,k}^m &= T_{i,k}^m \\ T_{i,k+2r}^m &= T_{i,k}^m \end{aligned}$$

Note that as a consequence of  $2r$ -periodicity in  $k$ , and the fact that  $k$  is fixed mod  $2r$  (to the value  $\xi m \bmod 2r$ ), we may drop the index  $k$  from the initial data. Finally Theorem 4.2 becomes:

**Theorem 4.5.** *The solution of the  $T$ -system with  $2 \times 2$ -periodic initial data has the following periodicity properties:*

- (1)  $L_{i,k}^m$ , for  $k = \xi m \bmod 2r$ , depends only on  $i$  modulo 2, and not on  $k$ .
- (2)  $L_{i,k}^{m+4t} = L_{i,k}^m$ .

The technical details of the proof are somewhat cumbersome and will be given elsewhere.

## 5. THE CASE OF SLANTED $2 \times 2$ -PERIODIC INITIAL DATA: ARCTIC PHENOMENON

Throughout this section we restrict to the case when  $0 \leq r = s < t$ , with  $r, t$  coprime, and to the  $2 \times 2$  periodic  $(r, r, t)$ -slanted initial data (4.1).

**5.1. General case: deriving the density function.** Using the change of variables  $(i, j, k) \rightarrow (i, k, m)$ , the local density of dimers at  $(i_0, j_0, k_0)$  in the domain centered at  $(i, j)$  can be written  $\rho_{i,j,k} = \rho_{i,k}^m$ , and satisfies the equation (3.6), namely

$$(5.1) \quad \rho_{i,k}^m + \rho_{i,k-2}^{m-2t} = \mathcal{L}_{i,k}^m (\rho_{i+1,k-1}^{m-t+r} + \rho_{i-1,k-1}^{m-t-r}) + \mathcal{R}_{i,k}^m (\rho_{i,k-1}^{m-t+s} + \rho_{i,k-1}^{m-t-s}),$$

subject to the initial conditions  $\rho_{i,k}^m = \delta_{i,i_0} \delta_{k,k_0} \delta_{m,ri_0+s j_0+tk_0}$ .

In the previous sections, we have established periodicity properties of the coefficients  $L_{i,j,k} = \mathcal{L}_{i,k}^m$  and  $R_{i,j,k} = \mathcal{R}_{i,k}^m$  in the variables  $i, k, m$ .

Assume that  $L_{i,j,k}$  is periodic along some lattice  $\Lambda \subset \mathbb{Z}^3$ , then  $\rho_{i,j,k} = \rho_{i,k}^m$  can be computed explicitly by the method of [20] (See section (3.2) in particular), which consists of splitting the generating function  $\rho(x, y, z) = \sum_{i,j,k \in \mathbb{Z}, ri+sj+tk \geq 0} \rho_{i,j,k} x^i y^j z^k$  into pieces corresponding to equivalence classes of points  $(i, j, k)$  modulo the periodicity lattice  $\Lambda$ . The results of previous sections display naturally the lattice  $\Lambda$  in the variables  $(i, k, m)$ . For short, we write  $\mathcal{L}_{i,k}^m = \mathcal{L}_\beta$ ,  $\rho_{i,k}^m = \rho_\beta$ , etc. with  $\beta = (i, k, m)$ . The periodicity property is  $\mathcal{L}_{\beta+\Lambda} = \mathcal{L}_\beta$ . We have the density generating

function

$$\rho(x, y, z) = \sum_{i,k \in \mathbb{Z}, m \in \mathbb{Z}_+} \rho_{i,k}^m x^i y^{\frac{m-k-ri}{s}} z^k = \sum_{\beta} \rho_{\beta} w_{\beta}(x, y, z),$$

where  $w_{\beta}(x, y, z) = x^{\beta_1} y^{\frac{\beta_3 - t\beta_2 - r\beta_1}{s}} z^{\beta_2}$  are additive weights, namely satisfying  $w_{\beta} w_{\gamma} = w_{\beta+\gamma}$ . The recursion relation (5.1) reads:

$$(5.2) \quad \rho_{\beta} + \rho_{\beta-(0,2,2t)} = \mathcal{L}_{\beta}(\rho_{\beta+(1,-1,r-t)} + \rho_{\beta-(1,1,t+r)}) + \mathcal{R}_{\beta}(\rho_{\beta+(0,-1,s-t)} + \rho_{\beta-(0,1,t+s)}).$$

The above splitting amounts to write  $\rho(x, y, z) = \sum_{\gamma \in F} \rho^{(\gamma)}(x, y, z)$  where  $F$  is a fundamental domain for  $\Lambda$ , and

$$\rho^{(\gamma)}(x, y, z) = \sum_{\beta \in \gamma + \Lambda, \beta_3 \geq 0} \rho_{\beta} w_{\beta}(x, y, z).$$

This allows to rewrite (5.2) in terms of generating functions with  $\beta$  summed over  $\gamma + \Lambda$ . For all  $\gamma \in F$ , we get:

$$(5.3) \quad \begin{aligned} \rho^{(\gamma)} + w_{(0,2,2t)} \rho^{(\gamma-(0,2,2t))} &= \epsilon_{\gamma} + \mathcal{L}_{\gamma}(w_{(1,-1,r-t)} \rho^{(\gamma+(1,-1,r-t))} + w_{-(1,1,t+r)} \rho^{(\gamma-(1,1,t+r))}) \\ &+ \mathcal{R}_{\gamma}(w_{(0,-1,s-t)} \rho^{(\gamma+(0,-1,s-t))} + w_{-(0,1,t+s)} \rho^{(\gamma-(0,1,t+s))}), \end{aligned}$$

where all superscripts are understood modulo  $\Lambda$ , and represented by elements of the fundamental domain  $F$ . The term  $\epsilon_{\gamma}$  corresponds to the initial condition  $\rho_{i,j,k} = \delta_{i,i_0} \delta_{j,j_0} \delta_{k,k_0}$  along the plane  $P_{m_0}$ , with  $m_0 = ri_0 + sj_0 + tk_0$ , namely  $\epsilon_{\gamma} = \delta_{\gamma, (m_0, i_0, k_0)}$ . This gives a linear system of  $|F|$  equations for the functions  $\rho^{(\gamma)} = \rho^{(\gamma)}(x, y, z)$ ,  $\gamma \in F$ , which can be solved by Cramer's rules. The common feature to all  $\rho^{(\gamma)}(x, y, z)$  is that they are rational functions of  $(x, y, z)$  with common denominator  $D(x, y, z)$  given by the  $|F| \times |F|$  determinant of the system.

**5.2. Singularity loci.** By the same argument as in Section 3.3.1, we deduce that the singularities of the actual dimer density generating function come from the function

$$\Delta(x, y, z) = D(z^{r/t} x^{-1}, z^{s/t} y^{-1}, z).$$

We finally have to apply ACSV [33, 35, 34, 1, 20] to the vicinity of the point  $(x, y, z) = (1, 1, 1)$  to derive the arctic curve of the model.

### 5.3. Elimination.

For  $r > 1$ , similarly to Sect.3.1.1, we expand

$$(5.4) \quad \Delta(e^{\epsilon x}, e^{\epsilon y}, e^{-\epsilon(u x + v y)}) = e^{\theta}(H(x, y, u, v) + O(\epsilon))$$



at leading order in  $\epsilon$ , leading to polynomials  $H(x, y, u, v)$  generically of higher degree  $\theta > 2$ . Explicit calculations up to  $t = 8$  lead us to conjecture:

**Conjecture 5.1.**

$$(5.5) \quad \theta = \theta_{r,r,t} := 2(t + 1 + \text{Mod}(r, 2)).$$

To find the (dual) arctic curve, we must eliminate the  $x, y$  variables from the system  $H(x, y, u, v) = \partial_x H(x, y, u, v) = \partial_y H(x, y, u, v) = 0$ . To that effect, we perform the euclidean division of the polynomial  $H(x, y, u, v)$  by  $\partial_x H(x, y, u, v)$ , both considered as polynomials of  $x$ . This gives:  $H(x, y) = q_1(x)(\partial_x H(x, y)) + R_1(x)$ , which we iterate in the form  $R_{i-1}(x) = q_{i+1}(x)R_i(x) + R_{i+1}(x)$  for  $i \geq 1$ , with  $R_0(x) = \partial_x H(x, y)$ . The process is iterated until we reach the "constant" (say  $R_m(y, u, v)$ ) term, which will be a polynomial in  $y, u, v$  where  $y$  can be factored since the starting polynomial  $H(x, y, u, v)$  is homogenous in  $x$  and  $y$ . After removing the  $y$  dependent factor, we end up with a polynomial of  $u, v$  which determines the arctic curve. Note that in this elimination process, there are instances when at some  $i$ -th iteration of the Euclidean algorithm, the remainder  $R_i(x)$  already factors out some polynomial in  $u, v$  independent of  $x, y$ . However, such polynomials in general are either linear or of lower degree than the one of interest, reached only at the last step.

**5.4. Symmetries.** As we only consider the cases with  $r = s$ , we note that the  $(r, r, t)$ -slanted initial data planes are invariant under the translation  $(i, j, k) \rightarrow (i+1, j-1, k) = (i, j, k) + (1, -1, 0)$ . However, the initial data assignments (4.1) are not invariant: this translation corresponds to a permutation  $(a, b, c, d) \rightarrow (d, c, b, a)$ . In the scaling limit of large  $k$  and finite  $i/k, j/k$ , the dimer partition functions  $T_{i,j,k}$  and  $T_{i+1,j-1,k}$  become undistinguishable: in particular, such a (bounded) translation does not affect the limit shape, therefore we expect the limiting arctic curve to be invariant under the permutation  $(a, b, c, d) \rightarrow (d, c, b, a)$ .

We may repeat the argument with translations by  $(1, -2, 1)$  and  $(-2, 1, 1)$ , which do not leave the  $(r,r,t)$ -slanted planes invariant but map them on uniformly close ones in the scaling limit. As a consequence, we expect the limiting arctic curve to be invariant under the permutations  $(a, b, c, d) \rightarrow (c, d, a, b)$  and  $(a, b, c, d) \rightarrow (b, a, d, c)$  as well.

**5.5. Examples.** For both cases of Sections 4.1 and 4.2, the fundamental domain of  $\Lambda$  has  $|F| = 8t$  points. This number is quite large in general, and we choose to give a few meaningful examples in

the following sections. Throughout the remaining sections, we use the following two parameters:

$$(5.6) \quad \tau = \frac{a^2}{a^2 + d^2}, \quad \sigma = \frac{b^2}{b^2 + c^2}.$$

The arctic curves are determined using the method described in Sect. 5.3. We use the notation  $H_{rst}(x, y, u, v)$  for the generic  $(r, s, t)$  case. The symmetries described in Sect. 5.4 imply that the arctic curves are invariant under each of the three transformations:

$$(\sigma, \tau) \rightarrow (1 - \sigma, 1 - \tau), \quad (\sigma, \tau) \rightarrow (\tau, \sigma), \quad (\sigma, \tau) \rightarrow (1 - \tau, 1 - \sigma).$$

### 5.5.1. *The case $r = s = 1$ , $t$ odd in general.*

For simplicity, the coefficients of the linear system (5.3) may be organized into quadruples  $Q_m = (\mathcal{L}_{0,0}^{2m}, \mathcal{L}_{1,0}^{2m}, \mathcal{L}_{0,1}^{2m}, \mathcal{L}_{1,1}^{2m})$  for  $m \in [0, 1, \dots, 2t - 1]$ . The periodicity lattice  $\Lambda$  for the triples  $(i, k, m)$  for  $\mathcal{L}_{i,k}^{2m}$ 's and  $\mathcal{R}_{i,k}^{2m}$ 's is generated by  $(2, 0, 0), (0, 2, 0), (0, 0, 2t)$  with  $F = [0, 1] \times [0, 1] \times [0, 2t - 1]$ .

We mainly discuss the case  $(r = s = 1, t = 3)$  in full detail, as higher odd values of  $t$  display similar behaviors. On  $F$ , the coefficients of the system (5.3) read:

$$(5.7) \quad \begin{aligned} Q_0 &= (\sigma, 1 - \sigma, \tau, 1 - \tau) & Q_1 &= \left(\frac{1}{2}, \frac{1}{2}, \frac{1}{2}, \frac{1}{2}\right) & Q_2 &= (1 - \sigma, \sigma, 1 - \tau, \tau) \\ Q_3 &= (1 - \sigma, \sigma, 1 - \tau, \tau) & Q_4 &= \left(\frac{1}{2}, \frac{1}{2}, \frac{1}{2}, \frac{1}{2}\right) & Q_5 &= (\sigma, 1 - \sigma, \tau, 1 - \tau) \end{aligned}$$

in terms of the parameters (5.6).

**Remark 5.2.** Notice from the vector  $Q_m$  that  $\mathcal{L}_{0,0}^{2m} = 1 - \mathcal{L}_{1,0}^{2m}$  and  $\mathcal{L}_{0,1}^{2m} = 1 - \mathcal{L}_{1,1}^{2m}$ . This is simply a consequence of (4.5) and the fact that  $\mathcal{L}_{i,k}^{2m} = \mathcal{R}_{i,k}^{2m}|_{a \leftrightarrow d, b \leftrightarrow c}$ . For example, the case:

$$(5.8) \quad \begin{aligned} \mathcal{L}_{0,0}^{2m} &= \frac{f_{0,0}(m-t)}{f_{1,1}(m - \frac{t+r}{2})} = \frac{f_{0,0}(m-t)}{f_{0,0}(m - \frac{t+r}{2})|_{a \leftrightarrow c, b \leftrightarrow d}} \\ 1 - \mathcal{L}_{1,0}^{2m} &= \mathcal{R}_{1,0}^{2m} = \mathcal{L}_{1,0}^{2m}|_{b \leftrightarrow c, a \leftrightarrow d} = \frac{f_{0,0}(m-t)}{f_{0,0}(m - \frac{t+r}{2})|_{a \leftrightarrow c, b \leftrightarrow d}} \end{aligned}$$

The coefficient matrix of the linear system (5.7) is shown in the appendix A. Following the steps of ACSV like in Section 3.3.1, we find that the leading expansion (5.1) of the scaled determinant

of the system leads to  $\theta = \theta_{1,1,3} = 10$  and:

$$\begin{aligned}
 (5.9) \quad H_{1,1,3}(x, y, u, v) &= 1024 (x + 2ux - y + 2vy)(-x + 2ux + y + 2vy) \\
 &\quad \times (2ux + 2vy + 2\sigma\tau x - \sigma x - \tau x - x - 2\sigma\tau y + \sigma y + \tau y - 2y) \\
 &\quad \times (4ux + 4vy + 2\sigma\tau x - \sigma x - \tau x + 2x - 2\sigma\tau y + \sigma y + \tau y + y) \\
 &\quad \times H_{1,1,3}^*(x, y, u, v)
 \end{aligned}$$

$H_{1,1,3}^*(x, y, u, v)$  is the factor of interest with the highest degree, which yields the arctic curves in our case. The full expression is cumbersome (see Appendix A for a birds-eye view). We provide some initial examples where we pick somewhat arbitrary values of  $\sigma$  and  $\tau$ . This provides us with 2 inner regions inside the "initial" ellipses from the uniform case. However, in this case, the initial polynomial to which we apply the elimination procedure of Section 5.3 is generically of degree 6, while the final (dual) arctic curve is of degree 14.

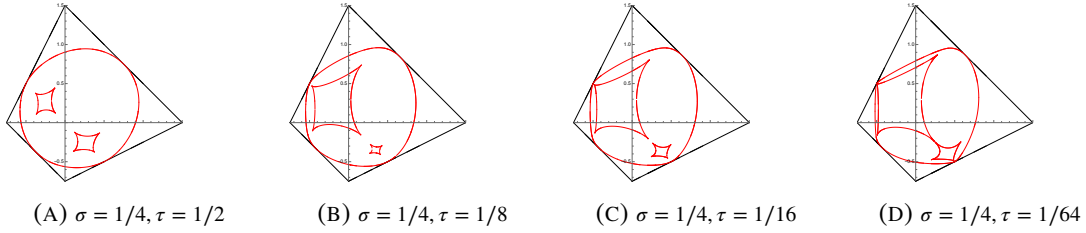


FIGURE 17. Arctic curves for  $(r, s, t) = (1, 1, 3)$ , together with the scaled domain with fixed  $\sigma = 1/4$ .

Through investigating different values of  $\sigma$  and  $\tau$ , we observe interesting collapses of inner regions when for instance  $\tau$  becomes small (see e.g. Fig. 17 (D)), which is the motivation for the next section.

•  $\tau = 0$  case.

For  $\tau = 0$ , the function  $H_{1,1,3}(x, y, u, v)$  factors into a product of some linear and two quadratic polynomials, denoted  $H_1(x, y, u, v)$  and  $H_2(x, y, u, v)$ . Imposing the condition of vanishing of the Hessian like in section 3.3.1 on each of the latter results in two tangent ellipses. The full phase separation also includes segments obtained by including the other factors.

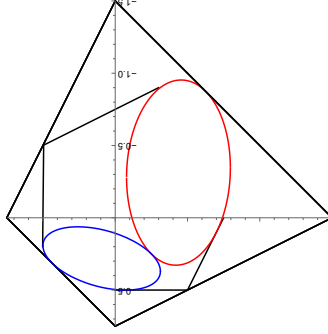


FIGURE 18. Artic Curve for  $(r, s, t) = (1, 1, 3)$  for  $\tau = 0$  and  $\sigma = \frac{1}{4}$

We have:

(5.10)

$$\begin{aligned}
 H(x, y, u, v)|_{\tau=0} &= 1024(-2ux - 2vy + x - y)^2(-2ux - 2vy - x + y)^2(-2ux - 2vy + \sigma x + x - \sigma y + 2y)(-4ux - 4vy + \sigma x - 2x - \sigma y - y) \\
 &\quad \times H_1(x, y, u, v) H_2(x, y, u, v) \\
 H_1(x, y, u, v) &= (4u^2x^2 - 8uvxy + 2\sigma ux^2 - 4ux^2 - 2\sigma uxy - 2uxy + 4v^2y^2 + 2\sigma vxy - 4vxy - 2\sigma vy^2 - 2vy^2 - 3\sigma x^2 + x^2 + xy + 3\sigma y^2 - 2y^2) \\
 H_2(x, y, u, v) &= (8u^2x^2 + 16uvxy + 6\sigma ux^2 - 6\sigma uxy + 6uxy + 8v^2y^2 + 6\sigma vxy - 6\sigma vy^2 + 6vy^2 + 3\sigma x^2 - 2x^2 + xy - 3\sigma y^2 + y^2)
 \end{aligned}$$

which gives the 2 elliptic pieces of arctic curves:

$$\begin{aligned}
 (5.11) \quad P_1(u, v) &= -(4 - 10u - 14v + 32uv)^2 + (2 - 28u + 32u^2)(-10 - 20v + 32v^2) \\
 P_2(u, v) &= -(4 + 18u + 6v + 64uv)^2 + (-10 + 12u + 64u^2)(2 + 36v + 64v^2)
 \end{aligned}$$

These encompass the liquid phase (see Fig: 18).

In addition to the two tangent ellipses, we find segments that are tangent to the ellipses. We argue that these are the degenerate limits when  $\tau \rightarrow 0$  of the smooth arctic curve with  $\tau > 0$ . This can be visualized by comparing Fig. 18 to the last plots (C), (D) of Fig. 17, upon interchanging the roles of  $\sigma$  and  $\tau$ .

We end this section by providing another 4 arctic curves corresponding to  $(r, s, t) = (1, 1, 3)$  and  $(r, s, t) = (1, 1, 5)$  with  $\tau = 0$  and some choices of  $\sigma$  in Fig:19.

•  $\sigma = \tau$  case.

Another interesting case is when  $\sigma = \tau$ . The leading term  $H(x, y, u, v)$  at the leading order  $\lambda^{10}$

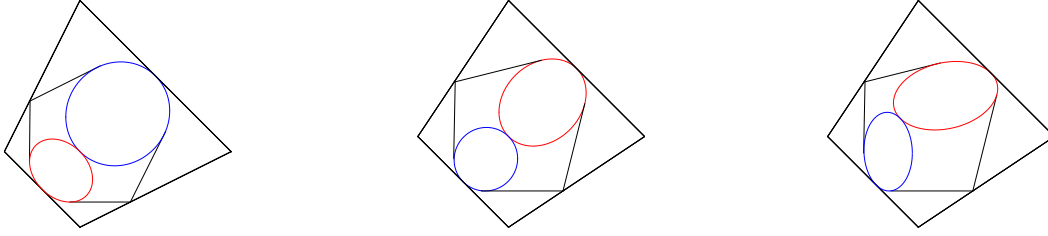


FIGURE 19. Arctic curves for  $r, s, t$ -pinecones, together with the scaled domain for fixed  $\tau = 0$ . Left:  $(r, s, t) = (1, 1, 3), \sigma = \frac{1}{2}$ , Center:  $(r, s, t) = (1, 1, 5), \sigma = \frac{1}{2}$ , Right:  $(r, s, t) = (1, 1, 5), \sigma = \frac{2}{3}$ .

reads:

$$\begin{aligned}
 H(x, y, u, v)|_{\tau \rightarrow \sigma} &= 1024(2ux + x + 2vy - y)(2ux - x + 2vy + y) \\
 &\quad \times (-x + 2ux - 2y + 2vy - 2x\sigma + 2y\sigma + 2x\sigma^2 - 2y\sigma^2) \\
 (5.12) \quad &\quad \times (2x + 4ux + y + 4vy - 2x\sigma + 2y\sigma + 2x\sigma^2 - 2y\sigma^2) \\
 &\quad \times (-x + 2ux + y + 2vy + 2x\sigma - 2y\sigma - 2x\sigma^2 + 2y\sigma^2)^2 \\
 &\quad \times H^*(x, y, u, v)
 \end{aligned}$$

where  $H^*(x, y, u, v)$  is the highest order polynomial factor of interest (see Appendix A for an explicit expression).(A.1)). Note that this case  $H^*(x, y, u, v)$  has degree 4 in  $x, y$ , hence we must use the elimination process of (5.3).

We display in Fig:20 the resulting arctic curves, for  $1/2 > \tau \geq 0$ . Observe the development of inner curves from the interior of a bigger curve as  $\sigma = \tau$  decreases.

An interesting feature of these curves is that when  $\tau = \sigma = 0$ , the curve degenerates into a polygon. We will provide a combinatorial interpretation of this phenomenon in the discussion section. To conclude this section, we notice that a similar behavior happens when  $\sigma = 1 - \tau$  (see Fig: 21).

### 5.5.2. The case $r, t$ not both odd.

#### • $\sigma, \tau$ general

We fix the case of interest to be  $(r, s, t) = (2, 2, 3)$ . Recall that theorem 4.5, the periodicity of  $\mathcal{L}$  and  $\mathcal{R}$  only dependent on  $i$  modulo 2. The periodicity lattice  $\Lambda$  for the  $\mathcal{L}$ 's and  $\mathcal{R}$ 's is now generated only by  $(2, 0, 0), (0, 0, 4t)$ , i.e.  $F = \{(i, m)\} = [0, 1] \times [0, 4t - 1]$

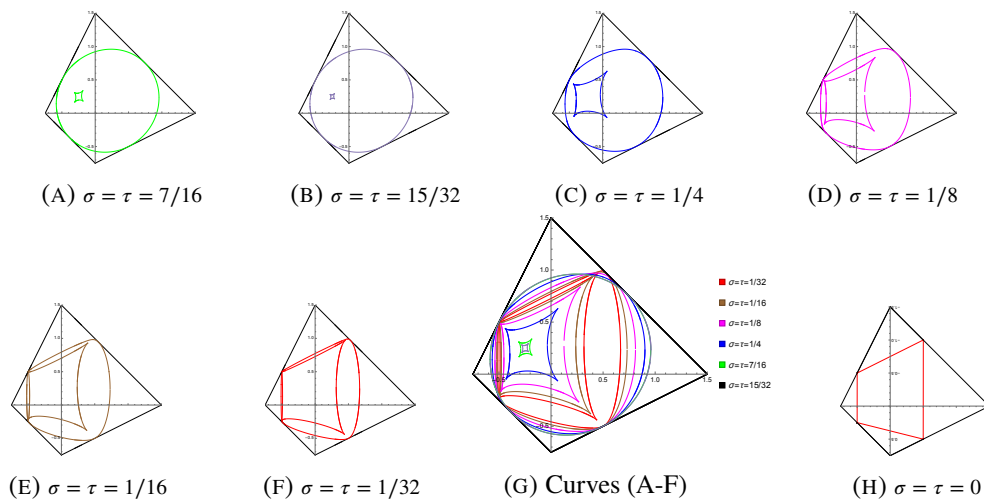


FIGURE 20. Arctic Curves for  $(r, s, t) = (1, 1, 3)$  and  $\sigma = \tau$

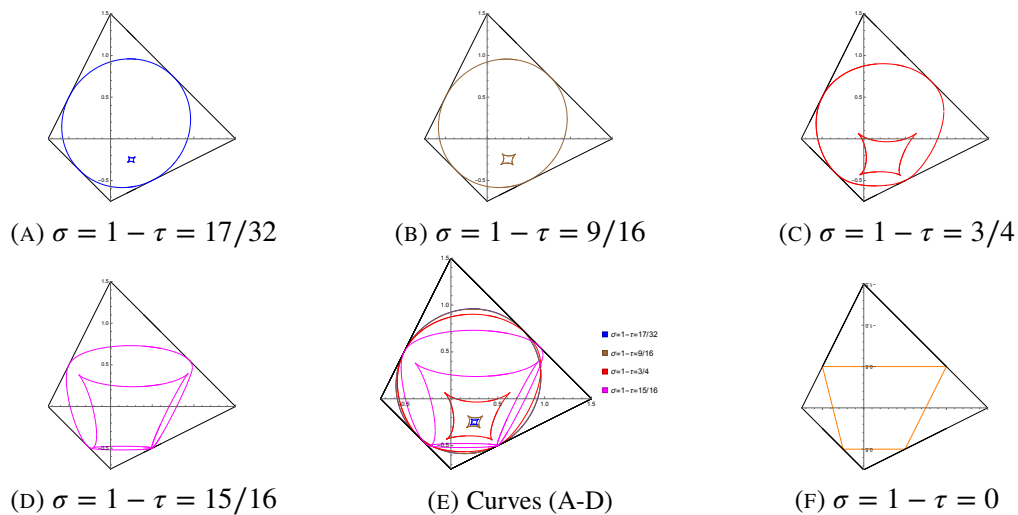
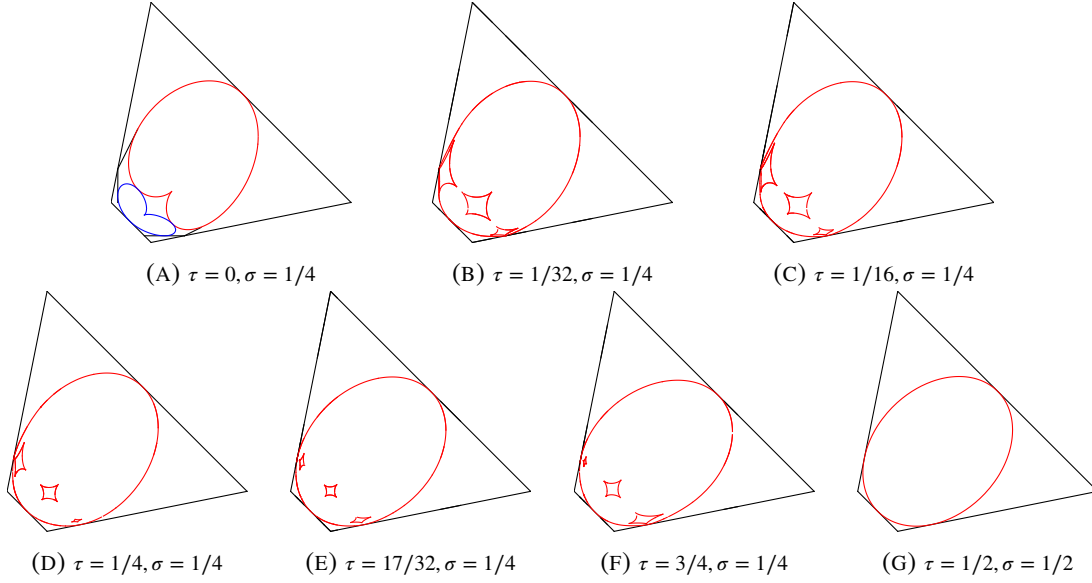


FIGURE 21. Arctic Curves for  $(r, s, t) = (1, 1, 3)$  and  $\sigma = 1 - \tau$

The coefficients of the linear system (5.3) may be organized into  $Q_m = (\mathcal{L}_0^m, \mathcal{L}_1^m)$  for  $m \in [0, 1, \dots, 4t - 1]$  which also gives  $|F| = 24$ , as  $F = [0, 1] \times [0, 4t - 1]$ . The difference with section (5.5.1) where both  $r, t$  are odd is that each  $Q_i$  contains only two values since  $\mathcal{L}$  depends only on  $i$

FIGURE 22. Some arctic curves for  $(r, s, t) = (2, 2, 3)$ 

modulo 2 but there are twice as many values of  $m$  to be considered. On  $F$ , the coefficients read

$$(5.13) \quad \begin{aligned} Q_0 &= (\sigma, 1 - \sigma) & Q_1 &= \left(\frac{1}{2}, \frac{1}{2}\right) & Q_2 &= \left(\frac{1}{2}, \frac{1}{2}\right) & Q_3 &= \left(\frac{1}{2}, \frac{1}{2}\right) & Q_4 &= \left(\frac{1}{2}, \frac{1}{2}\right) & Q_5 &= (1 - \tau, \tau) \\ Q_6 &= (1 - \sigma, \sigma) & Q_7 &= \left(\frac{1}{2}, \frac{1}{2}\right) & Q_8 &= \left(\frac{1}{2}, \frac{1}{2}\right) & Q_9 &= \left(\frac{1}{2}, \frac{1}{2}\right) & Q_{10} &= \left(\frac{1}{2}, \frac{1}{2}\right) & Q_{11} &= (\tau, 1 - \tau) \end{aligned}$$

in terms of the variables  $\sigma, \tau$  of (5.6).

The coefficient matrix for the linear system (5.13) is shown in Appendix B. We apply a similar technique as previous section and obtain the following data. Notice that the choice  $\sigma = \tau = \frac{1}{2}$  reduces to the uniform case, and we recover an ellipse with no inner region:

$$P(u, v)|_{\sigma=\tau=1/2} = (20u^2 + 24u - 18) (20v^2 + 24v - 18) - (20uv + 12u + 12v)^2$$

For general  $\sigma$  and  $\tau$ , the expansion is up to order  $\theta = 8$ , and the quantity  $H_{223}(x, y, u, v)$  is a homogenous polynomial of order 8 in  $x, y$ , which necessitates seven iterations of the eliminating process of  $H_{223}(x, y, u, v)$  and its derivative w.r.t.  $x$  to obtain the final arctic curve  $P(u, v)$ . We end this section with some explicit examples of  $(2, 2, 3)$ -slanted  $2 \times 2$  toroidal initial data. However, the detail of the computation for these cases is cumbersome and will be available only upon request.

•  $\tau = 0$  case

The polynomial  $H(x, y, u, v)|_{\tau=0}$  reads:

$$\begin{aligned}
H(x, y, u, v)|_{\tau=0} &= 16(2ux + 2vy + x - y)(2ux + 2vy - x + y) \\
&\times (32u^3x^3 + 96u^2vx^2y + 48u^2x^3 + 48u^2x^2y + 96uv^2xy^2 + 96uvx^2y + 96uvxy^2 - 24\sigma ux^3 \\
&- 2ux^3 + 28ux^2y + 24\sigma uxy^2 - 26uxy^2 + 32v^3y^3 + 48v^2xy^2 + 48v^2y^3 - 24\sigma vx^2y - 2vx^2y \\
&+ 28vxy^2 + 24\sigma vy^3 - 26vy^3 + 4\sigma x^3 - 5x^3 - 12\sigma x^2y + 9x^2y + 12\sigma xy^2 - 3xy^2 - 4\sigma y^3 - y^3) \\
&\times (160u^3x^3 + 480u^2vx^2y - 64\sigma u^2x^3 - 16u^2x^3 + 64\sigma u^2x^2y - 80u^2x^2y + 480uv^2xy^2 \\
&- 128\sigma uvx^2y - 32uvx^2y + 128\sigma uvxy^2 - 160uvxy^2 + 24\sigma ux^3 - 34ux^3 + 44ux^2y \\
&- 24\sigma uxy^2 - 10uxy^2 + 160v^3y^3 - 64\sigma v^2xy^2 - 16v^2xy^2 + 64\sigma v^2y^3 - 80v^2y^3 + 24\sigma vx^2y \\
&- 34vx^2y + 44vxy^2 - 24\sigma vy^3 - 10vy^3 + 4\sigma x^3 + x^3 - 12\sigma x^2y + 3x^2y + 12\sigma xy^2 - 9xy^2 \\
&- 4\sigma y^3 + 5y^3)
\end{aligned}$$

Note that in this case, the polynomial factors into two polynomials, each of order 3 in  $x, y$ . This results in two higher degree curves, which delimit two tangent regions like in the previous section (see Fig. 23 for an illustration).

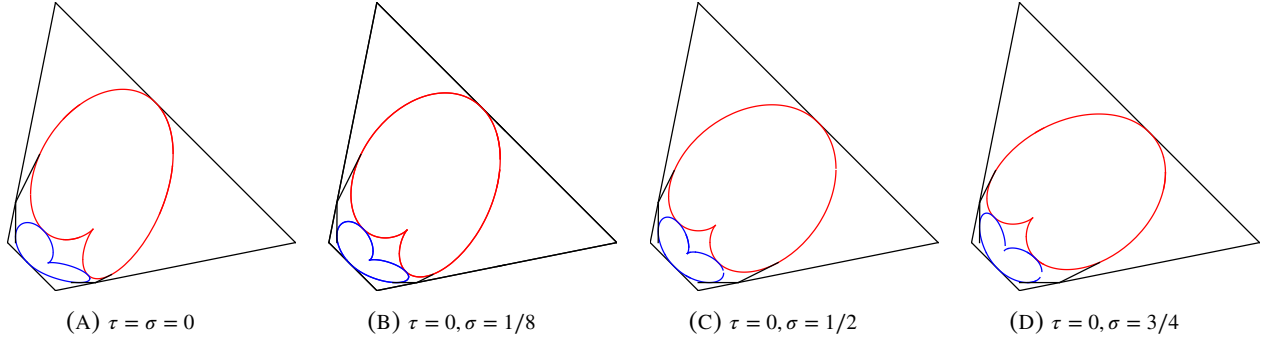


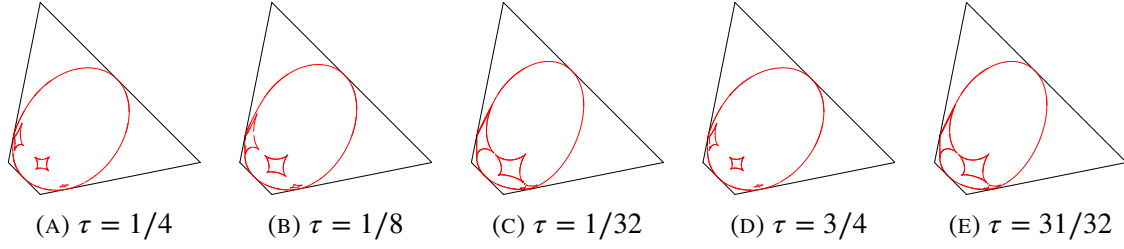
FIGURE 23. Arctic curves for  $(r, s, t) = (2, 2, 3)$  with fixed  $\tau = 0$

However, one different feature for this case is that when  $\tau = \sigma = 0$ , the arctic curve no longer degenerates into a polygon.

•  $\tau = \sigma$  case

When  $\tau = \sigma$ , the leading coefficient  $H_{223}(x, y, u, v)$  is a homogenous polynomial of degree 8 in  $x, y$  and the curve  $P(u, v)$  is of degree 20 in  $u, v$  (see Fig. 24 for some illustration). Note the symmetry  $\tau \rightarrow 1 - \tau$  as expected from Sect. 5.4. We will provide this computation in the Appendix B.



FIGURE 24. Arctic curves for  $(r, s, t) = (2, 2, 3)$  with some sample values of  $\sigma = \tau$ 

### 5.5.3. *The case $r > 1, t$ odd.*

We fix the case of interest to be  $(r, s, t) = (3, 3, 5)$ . For the most general values of  $\sigma, \tau$ , the order of the expansion is  $\theta = \theta_{3,3,5} = 14$ , but our computational capability does not provide credible resolution for the arctic curves. As the value of  $\theta$  increases, we expect more inner regions within the scaled domain. However, as before, the calculation simplifies in special cases such as  $\tau = 0$  or  $\tau = \sigma$  described below.

- **$\tau = 0$  and  $\sigma$  arbitrary**

When  $\tau = 0$  and for all  $\sigma$ , the coefficient  $H(x, y, u, v)$  is of the form:

$$(5.14) \quad \begin{aligned} H(x, y, u, v)|_{\tau=0} &= 4096(2ux + x + 2vy - y)^2(2ux - x + 2vy + y)^2 \\ &\times (2ux + \sigma x + 2x + 2vy + 3y - y\sigma)(8ux + \sigma x - 3x + 8vy - 2y - y\sigma) \\ &\times H_1(x, y, u, v) \times H_2(x, y, u, v) \end{aligned}$$

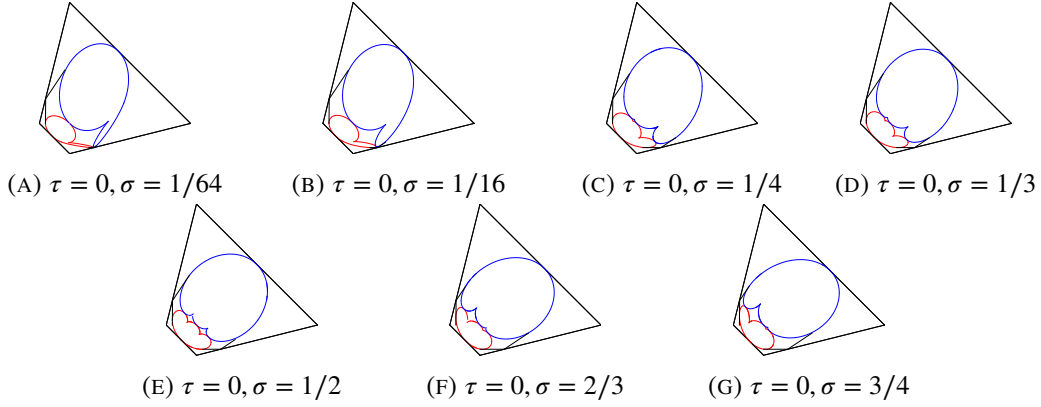
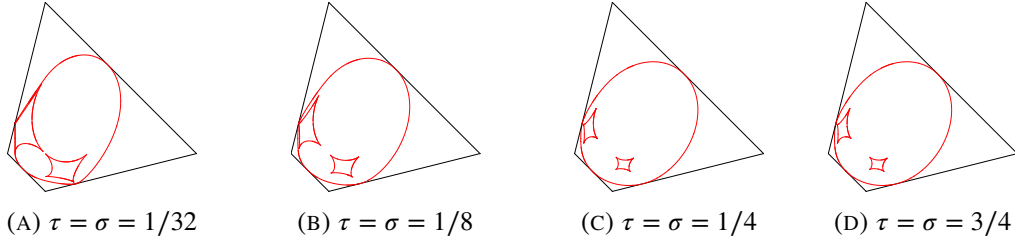
where  $H_1$  and  $H_2$  are two factors of degree 4 as polynomials of  $x, y$ . We obtain a similar situation as in previous section (see Fig. 25), where the arctic curve consists of two tangent components corresponding to the two factors  $H_1$  and  $H_2$ .

- **$\tau = \sigma$  arbitrary**

In this case, the factor of interest  $H^*(x, y, u, v)$  in the coefficient  $H(x, y, u, v)$  is of degree 6 in  $x, y$  (see Appendix C for details), resulting in two inner regions (see Fig: 26).

## 6. A HOLOGRAPHIC PRINCIPLE FOR $T$ -SYSTEM LIMIT SHAPES

**6.1. General principle.** In this paper we have studied new exact solutions of the  $T$ -system, with  $(r, s, t)$ -initial data specified along parallel planes perpendicular to some direction  $(r, s, t)$ . The “flat” case studied in [20] corresponds to  $r = s = 0, t = 1$ , and used different solutions of the  $T$ -system with various periodicities. In this section, starting from a solution of the  $T$ -system for

FIGURE 25. 2 pieces curve of  $(r, s, t) = (3, 3, 5), \tau = 0$ FIGURE 26. 2 pieces curve of  $(r, s, t) = (3, 3, 5), \tau = \sigma$ 

some  $(r, s, t)$ -initial, we re-interpret the *same* solution as corresponding to some different initial data along some  $(\tilde{r}, \tilde{s}, \tilde{t})$ -planes. The latter is simply dictated by the exact solution of the former, however simple  $(r, s, t)$  initial data (such as the uniform case studied in Section 3.1) naturally lead to highly non-uniform and more complicated initial data in arbitrary  $(\tilde{r}, \tilde{s}, \tilde{t})$ -planes. In particular, when  $(\tilde{r}, \tilde{s}, \tilde{t}) = (0, 0, 1)$  our  $2 \times 2$  periodic solutions give rise to new solutions of the  $T$ -system with “flat” initial data in the planes  $k = 0, 1$ , which were not considered in [20]. However the holographic principle described below allows to derive arctic curves for those as well.

Using the new  $(\tilde{r}, \tilde{s}, \tilde{t})$  initial data settings, the solution of the  $T$ -system is interpreted as partition function for dimers on  $(\tilde{r}, \tilde{s}, \tilde{t})$  pinecones, whose limit shape is governed by the *same* equations as the original  $(r, s, t)$  setting. In particular, the determinant of the linear system for the density  $\rho$ , which is a function  $D_{r,s,t}(x, y, z)$  of  $(r, s, t)$ , remains the same. However, due to the new interpretation, we must apply the rescaling (3.11) with the new values  $(\tilde{r}, \tilde{s}, \tilde{t})$  instead of  $(r, s, t)$ , therefore

the singularities of the density generating function  $\rho(x, y, z)$  are governed by the function:

$$(6.1) \quad \Delta_{r,s,t}^{\tilde{r},\tilde{s},\tilde{t}}(x, y, z) = D_{r,s,t}(z^{\frac{\tilde{r}}{\tilde{t}}}/x, z^{\frac{\tilde{s}}{\tilde{t}}}/y, z)$$

This amounts to simply changing the ‘‘point of view’’ on the same solution of the  $T$ -system, namely considering it from the perspective of another direction  $(\tilde{r}, \tilde{s}, \tilde{t}) \neq (r, s, t)$ , providing a sort of holographic view on the former result.

In the next sections, we illustrate this holographic principle for uniform and  $2 \times 2$  periodic cases.

**6.2. The uniform case.** To illustrate the holographic concept, let us first consider the simplest case of uniform  $(r, s, t)$ -plane initial data viewed from the ‘‘flat’’ perspective with  $(\tilde{r}, \tilde{s}, \tilde{t}) = (0, 0, 1)$ . Specifically, we re-interpret the solution  $T_{i,j,k}$  of the  $T$ -system with  $(r, s, t)$ -slanted uniform initial data in section 3.1 as new ‘‘flat’’ initial data the solution for  $k = 0, 1$ . This new initial data reads  $\tilde{t}_{i,j} = T_{i,j, \text{Mod}(i+j, 2)}$ , with:

$$\begin{aligned} T_{i,j,0} &= \alpha^{\frac{(ri+s)(ri+s-1)}{2}} & (i+j &= 0 \pmod{2}) \\ T_{i,j,1} &= \alpha^{\frac{(ri+s+t)(ri+s+t-1)}{2}} & (i+j &= 1 \pmod{2}) \end{aligned}$$

with  $\alpha > 1$  as in (3.2). This non-uniform initial data  $\tilde{t}_{i,j}$  on the flat stepped surface  $k_{i,j} = i+j \pmod{2}$  depends explicitly on  $(i, j, k)$  via the quantity  $ri + sj + tk$  and on  $(r, s, t)$  via  $\alpha$  as well. Applying the rescaling (6.1) with  $(\tilde{r}, \tilde{s}, \tilde{t}) = (0, 0, 1)$ , and repeating the derivation of the dual curve as in Section 3.3.1, we find that the arctic curve (3.12) is replaced with:

$$(6.2) \quad (1 - A)u^2 + Av^2 - A(1 - A) = 0$$

where  $A = A_{r,s,t}$  as in (3.13). Note that the result amounts to substituting  $(r, s, t) \rightarrow (\tilde{r}, \tilde{s}, \tilde{t}) = (0, 0, 1)$  in (3.12), while keeping the value of  $A = A_{r,s,t}$  unchanged. The above is a family of ellipses parameterized by  $A$ , inscribed in the Aztec square  $|u| + |v| = 1$ . Note that when  $r = s$ , (6.2) reduces to the arctic circle, as  $a = 1 - a = \frac{1}{2}$ . We provide computational evidence for this observation in Fig. 27 for a few values of  $(r, s, t)$ .

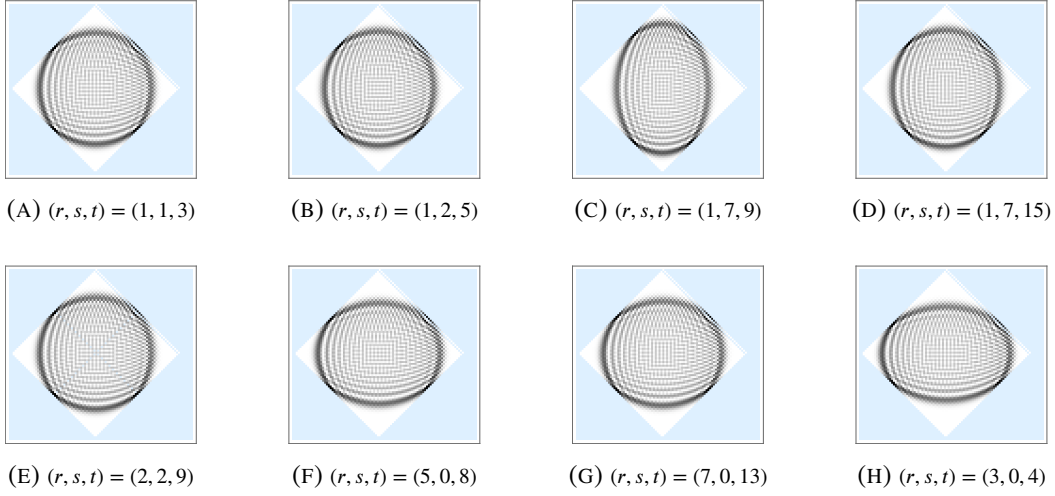


FIGURE 27. Density profile for given  $(r, s, t)$ -slanted values viewed from the  $(0, 0, 1)$  perspective on the scaled domain  $|u| + |v| = 1$ . We have represented the coefficient  $\rho_{i,j,k}$  of the generating series  $\rho(x, y, z)$  of order  $k = 45$  and  $k = 46$ , written as a function of  $(i/k, j/k)$ , for  $i \in \{-45, \dots, 45\}$  and  $j \in \{-45, \dots, 52\}$

More generally, let us examine the  $(r, s, t)$ -uniform solution from the generic  $(\tilde{r}, \tilde{s}, \tilde{t})$  point of view. Recall the value (3.8) of the denominator  $D_{r,s,t}(x, y, z)$  of the density generating function  $\rho^{(0,0,0)}(x, y, z)$  for the uniform  $(r, s, t)$ -slanted case. Using the new rescaling (6.1), we get:

$$\Delta_{r,s,t}^{\tilde{r},\tilde{s},\tilde{t}}(x, y, z) := D_{r,s,t}(z^{\tilde{r}/\tilde{t}}x^{-1}, z^{\tilde{s}/\tilde{t}}y^{-1}, z),$$

and expanding at leading order in  $\lambda$ , we find:

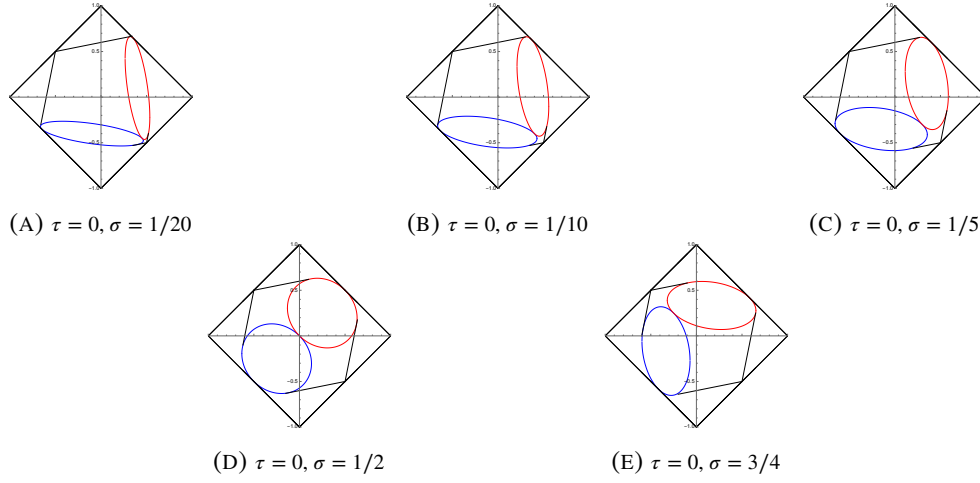
$$\Delta_{r,s,t}^{\tilde{r},\tilde{s},\tilde{t}}(e^{\lambda x}, e^{\lambda y}, e^{-\lambda(ux+vy)}) = \lambda^2 H(x, y, u, v) + O(\lambda^4)$$

We again have an explicit polynomial  $H(x, y, u, v)$  for which the vanishing Hessian condition leads to the following family of ellipses:

$$(6.3) \quad (1 - A) \tilde{t}^2 u^2 + A \tilde{t}^2 v^2 - A(1 - A)(\tilde{r}u + \tilde{s}v + \tilde{t})^2 = 0$$

with  $A = A_{r,s,t}$  as in (3.13).

**6.3.  $2 \times 2$ -toroidal case.** We now illustrate the holographic principle in the case of  $(r, r, t)$ - $2 \times 2$  periodic initial data as in (4.2), with the solution as in Section 4.1, viewed from the “flat” perspective with  $(\tilde{r}, \tilde{s}, \tilde{t}) = (0, 0, 1)$ . As before, the new initial data is simply  $\tilde{t}_{i,j} = T_{i,j,\text{Mod}(i+j,2)}$ , where  $T_{i,j,0}$  and  $T_{i,j,1}$  are the solutions of the  $2 \times 2$ -toroidal,  $(r, r, t)$ -slanted  $T$ -system.

FIGURE 28. Arctic curves library for non-uniform data, fixed  $\tau = 0$  and  $\sigma$  varied

For the remainder of this section, let us restrict to the case  $(r, r, t) = (1, 1, 3)$ . As explained above, the singularities of the density function are governed by the rescaled determinant of the system  $\Delta_{113}^{0,0,1}(x, y, z) := D_{113}(x^{-1}, y^{-1}, z)$  with  $D_{1,1,3} = D$  as in Sect. 5.5.1. This leads to new dual arctic curves inscribed in the Aztec square  $|x| + |y| = 1$ . We now follow the sequence of results of Section 5.5, which we reinterpret in the  $(\tilde{r}, \tilde{s}, \tilde{t}) = (0, 0, 1)$  setting.

### 6.3.1. case $\tau = 0$ .

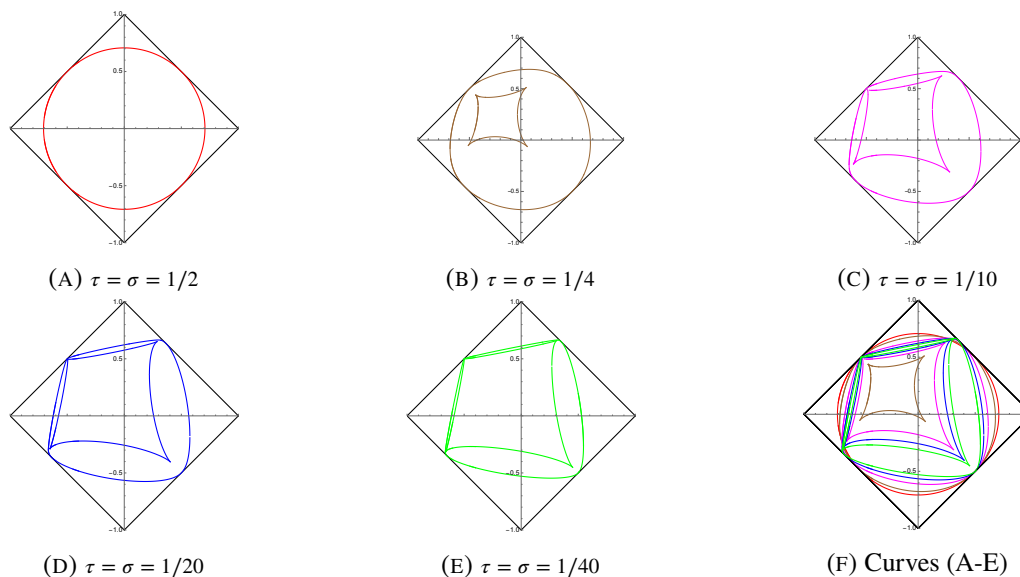
For  $\tau = 0$ , we again obtain the same type of inner curves but now with the scaling domain  $|u| + |v| = 1$  of the Aztec Diamond (see Fig. 28). The leading order terms at  $\lambda^{10}$  and depending on  $\sigma, x, y$  takes the form:

$$\begin{aligned}
 H(x, y) &= 1024(2ux + 2vy + x - y)^2(2ux + 2vy - x + y)^2 \\
 &\times (3ux + 3vy - \sigma x - x + \sigma y - 2y)(3ux + 3vy - \sigma x + 2x + \sigma y + y) \\
 &\times (6u^2x^2 + 12uvxy + 4\sigma ux^2 + ux^2 - 4\sigma uxy + 5uxy + 6v^2y^2 + 4\sigma vxy + vxy - 4\sigma vy^2 + 5vy^2 + 3\sigma x^2 - 2x^2 + xy - 3\sigma y^2 + y^2) \\
 &\times (6u^2x^2 + 12uvxy + 4\sigma ux^2 - 5ux^2 - 4\sigma uxy - uxy + 6v^2y^2 + 4\sigma vxy - 5vxy - 4\sigma vy^2 - vy^2 - 3\sigma x^2 + x^2 + xy + 3\sigma y^2 - 2y^2)
 \end{aligned}$$

By the same techniques as before, we obtain similar curves as in Section 5.5.2, but with the scaled domain for  $(\tilde{r}, \tilde{s}, \tilde{t}) = (0, 0, 1)$ .

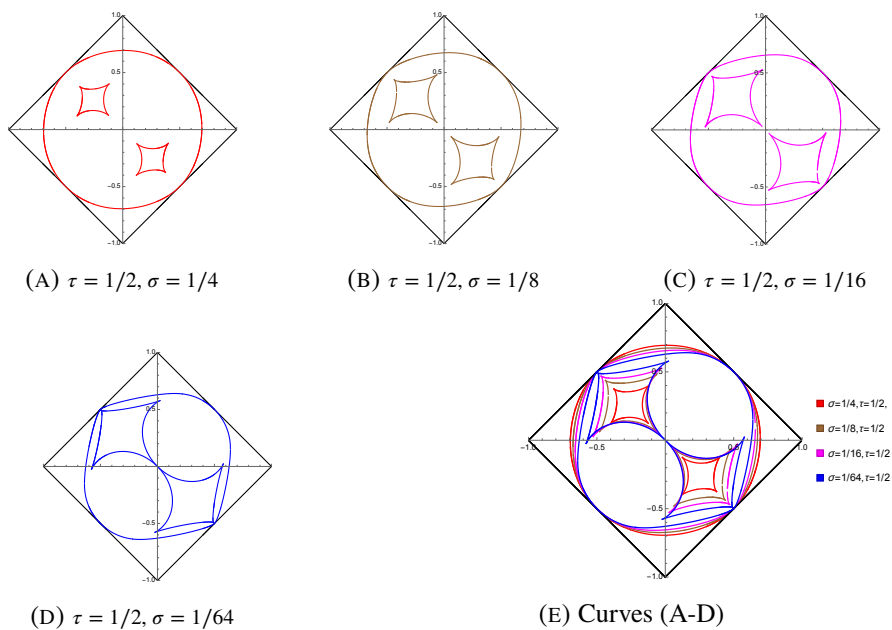
### 6.3.2. case $\tau = \sigma$ .

We repeat the above with the case  $\sigma = \tau$  in Fig 29 and the case  $\sigma \neq \tau$  in Fig 30. Explicit forms of arctic curves are available upon request.

FIGURE 29. Arctic curves library for non-uniform data,  $\tau = \sigma$  varied

### 6.3.3. case $\tau = 1/2$ , $\sigma$ arbitrary.

The case  $\tau = 1/2$  and  $\sigma$  arbitrary is represented in Fig. 30.

FIGURE 30. Arctic curves library for non-uniform data, fixed  $\tau = 1/2$  and  $\sigma$  varied

### 6.3.4. Generic holography.

**Remark 6.1.** While our  $2 \times 2$  toroidal solutions only hold in the  $(r, r, t)$  cases, there is no restriction on the “point of view” direction  $(\tilde{r}, \tilde{s}, \tilde{t})$ . Indeed, we can take any triple  $(\tilde{r}, \tilde{s}, \tilde{t})$  encoding the desired stepped surface where the new initial data  $\tilde{t}_{i,j}$  lies.

To illustrate the remark above, we show in Fig. 31 several arctic curves from different  $(\tilde{r}, \tilde{s}, \tilde{t})$ -stepped surfaces points of view, taking for initial data the  $2 \times 2$ -toroidal  $(1, 1, 3)$ -slanted  $T$ -system with  $\sigma = \frac{1}{2}$  and  $\tau = \frac{1}{4}$ .

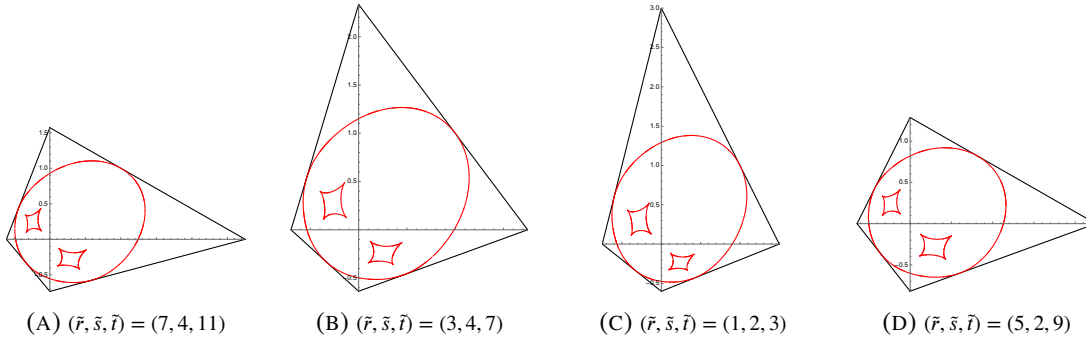


FIGURE 31. Several  $(\tilde{r}, \tilde{s}, \tilde{t})$  views of arctic curves of the  $(1, 1, 3)$  slanted  $2 \times 2$  periodic solution with  $\tau = 1/4$ ,  $\sigma = 1/2$ .

**6.4.  $m$ -toroidal holography.** In this section, we apply the holographic principle to the  $m$ -toroidal solutions of the  $T$ -system with flat initial data with  $(r, s, t) = (0, 0, 1)$  (see Section 4 in Ref. [20]). The  $m$ -toroidal initial data on the flat initial data plane  $(r, s, t) = (0, 0, 1)$  are prescribed to be:

$$(6.4) \quad \begin{aligned} a_i &= T_{i+1,-i,0} = t_{i+1,-i} & b_i &= T_{i+2,-i+1,0} = t_{i+2,-i+1} \\ c_i &= T_{i,-i,1} = t_{i,-i} & d_i &= T_{i+1,-i+1,1} = t_{i+1,-i+1} \end{aligned}$$

for  $i \in \mathbb{Z}$ , with the additional restriction:

$$t_{i+m,j-m} = t_{i,j} \quad \text{and} \quad t_{i+2,j+2} = t_{i,j} \quad (i, j \in \mathbb{Z})$$

The  $T$ -system with this initial data was solved explicitly (see Theorem 4.2 of [20] for details). For our interest, we want an explicit description of the quantities  $L_{i,j,k}$  and  $R_{i,j,k}$  in the recursion

relation for the density  $\rho_{i,j,k}$ . They obey the following periodicities:

$$\begin{aligned} L_{i+2,j+2,k} &= L_{i,j,k} & L_{i+m,j-m,k} &= L_{i,j,k} & L_{i+1,j+1,k+2} &= L_{i,j,k} \\ R_{i+2,j+2,k} &= R_{i,j,k} & R_{i+m,j-m,k} &= R_{i,j,k} & R_{i+1,j+1,k+2} &= R_{i,j,k} \end{aligned}$$

Therefore, the density function can split as above, modulo the periodicity lattice  $\Lambda \subset \mathbb{Z}^3$  generated by the vectors  $(2, 2, 0)$ ,  $(m, -m, 0)$  and  $(1, 1, 2)$ , and obeys a linear system. Let  $\lambda_i = \frac{a_i b_{i-1}}{a_{i-1} b_i + a_i b_{i-1}}$  and  $\mu_i = L_{i+2,-i+1,1} = \frac{c_{i+1} d_i}{c_i d_{i+1} + c_{i+1} d_i}$ . These quantities are not independent and satisfy the relation:

$$\prod_{i=0}^{m-1} \left( \frac{1}{\lambda_i} - 1 \right) = \prod_{i=0}^{m-1} \left( \frac{1}{\mu_i} - 1 \right) = 1$$

The solution of the general system of  $m$ -periodic densities is the rational function in  $x, y, z$  with denominator the determinant of the following block matrix:

$$(6.5) \quad C = \begin{pmatrix} z^{-1}I & zI & -M(x, y) & -\bar{M}(y^{-1}, x^{-1}) \\ zI & z^{-1}I & -M(y^{-1}, x^{-1}) & -\bar{M}(x, y) \\ -P(x, y) & -\bar{P}(y^{-1}, x^{-1}) & z^{-1}I & zI \\ -P(y^{-1}, x^{-1}) & -\bar{P}(x, y) & zI & z^{-1}I \end{pmatrix}$$

where

$$P(x, y) = \begin{pmatrix} \frac{\mu_0}{x} & 0 & 0 & \dots & 0 & \frac{1-\mu_0}{y} \\ \frac{1-\mu_1}{y} & \frac{\mu_1}{x} & 0 & \dots & 0 & 0 \\ 0 & \frac{1-\mu_2}{y} & \frac{\mu_2}{x} & \ddots & 0 & 0 \\ \vdots & \ddots & \ddots & \ddots & \ddots & \vdots \\ 0 & \dots & \dots & 0 & \frac{1-\mu_{m-1}}{y} & \frac{\mu_{m-1}}{x} \end{pmatrix}$$

and

$$M(x, y) = \begin{pmatrix} \frac{1-\lambda_0}{y} & \frac{\lambda_0}{x} & 0 & \dots & 0 & 0 \\ 0 & \frac{1-\lambda_1}{y} & \frac{\lambda_1}{x} & \dots & 0 & 0 \\ 0 & 0 & \frac{1-\lambda_2}{y} & \frac{\lambda_2}{x} & \ddots & 0 \\ \vdots & \ddots & \ddots & \ddots & \ddots & \frac{\lambda_{m-2}}{x} \\ \frac{\lambda_{m-1}}{x} & \dots & \dots & 0 & 0 & \frac{1-\lambda_{m-1}}{y} \end{pmatrix}$$

and  $\bar{P}$  is  $P$  where  $\mu_i$  and  $1 - \mu_i$  interchanged and  $\bar{M}$  is  $M$  where  $\mu_i$  and  $1 - \mu_i$  interchanged.



By the holographic principle, we now wish to view the exact solution of the  $T$ -system with  $m$ -toroidal “flat” initial data from an  $(\tilde{r}, \tilde{s}, \tilde{t})$ -slanted perspective. Setting  $D_{0,0,1}(x, y, z) = \det(C)$ , the denominator of the density in the new perspective reads:  $\Delta_{0,0,1}^{\tilde{r}, \tilde{s}, \tilde{t}}(x, y, z) := D_{0,0,1}(z^{\tilde{r}/\tilde{t}}x^{-1}, z^{\tilde{s}/\tilde{t}}y^{-1}, z)$ . The corresponding dual curves give the limit shapes of large  $(\tilde{r}, \tilde{s}, \tilde{t})$  pinecones corresponding to the  $m$ -toroidal solutions. In Figs. 32–34, we list these new arctic curves for the same parameters as in section (4.2) of [20] for  $(\tilde{r}, \tilde{s}, \tilde{t}) = (1, 2, 3), (1, 0, 3)$  and  $(2, 3, 5)$  respectively.

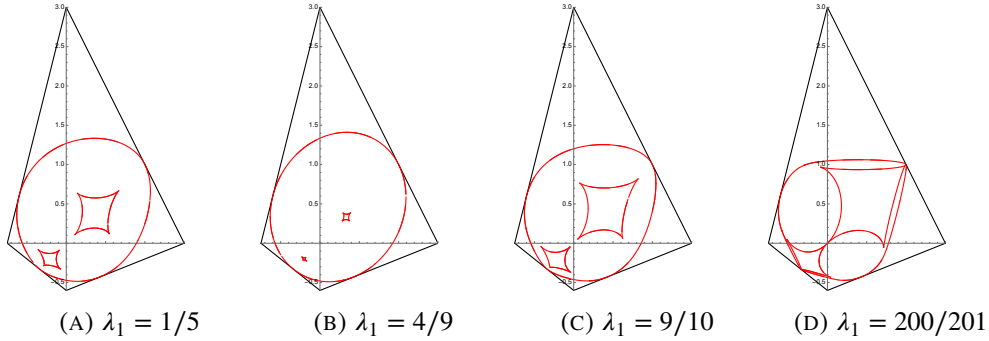


FIGURE 32. Arctic curves for the 3-toroidal initial data corresponding to different values  $\lambda_1$ , where  $\lambda_0 = 1/2$ ,  $\lambda_2 = 1 - \lambda_1$  and  $\mu_0 = \mu_1 = \mu_2 = 1/2$ . View from  $(\tilde{r}, \tilde{s}, \tilde{t}) = (1, 2, 3)$  perspective.

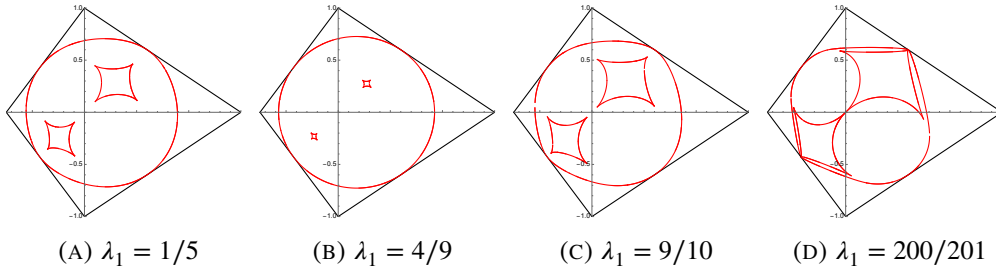


FIGURE 33. Arctic curves for the 3-toroidal initial data corresponding to different values  $\lambda_1$ , where  $\lambda_0 = 1/2$ ,  $\lambda_2 = 1 - \lambda_1$  and  $\mu_0 = \mu_1 = \mu_2 = 1/2$ . View from  $(\tilde{r}, \tilde{s}, \tilde{t}) = (1, 0, 3)$  perspective.

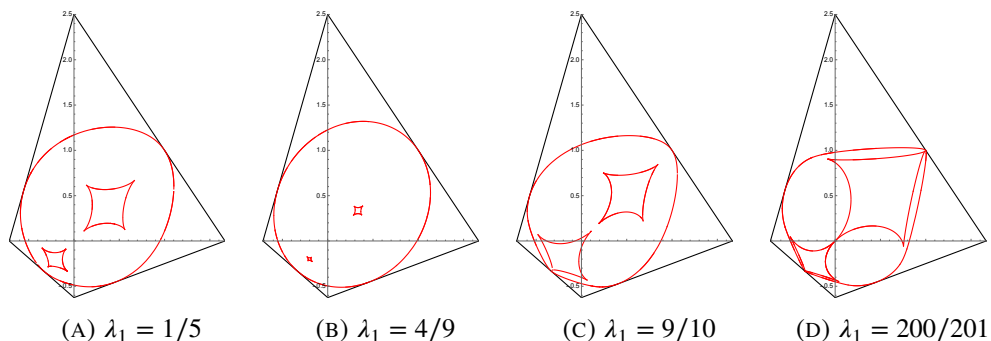


FIGURE 34. Arctic curves for the 3-toroidal initial data corresponding to different values  $\lambda_1$ , where  $\lambda_0 = 1/2$ ,  $\lambda_2 = 1 - \lambda_1$  and  $\mu_0 = \mu_1 = \mu_2 = 1/2$ . View from  $(\tilde{r}, \tilde{s}, \tilde{t}) = (2, 3, 5)$  perspective.

## 7. DISCUSSION/CONCLUSION

**7.1. The “facet” or “pinned” phase.** In this paper, we have investigated the limit shape of large typical dimers configurations on  $r, s, t$ -pinecones, in the cases of uniform (initial data plane-dependent) and  $2 \times 2$  periodic slanted plane initial data. Whereas the uniform case only displays a liquid region separated from frozen corners by an arctic ellipse, the periodic case shows the emergence of a new “facet” phase already observed in the case of the domino tilings of large Aztec diamonds with  $2 \times 2$  periodic weights [20]. In this work, the phase was investigated in the limit when  $a \rightarrow 0$ , where the liquid phase disappears, and shown to be “pinned” on the sublattice of square faces with initial data weight  $a$ .

We argue that a similar structure holds in the  $2 \times 2$  slanted case considered in this paper. Let us first restrict to the case  $(r, s, t) = (1, 1, 3)$ . To investigate this new facet phase, we note that the limit  $\sigma, \tau \rightarrow 0$  of Figs. 20 suppresses the liquid phase to leave us with only a central facet phase separated from the frozen corners by a quadrangular arctic separation. (The same phenomenon occurs in all  $(1, 1, t)$  cases for odd  $t$ .) We may therefore concentrate on the  $\sigma, \tau \rightarrow 0$  limit.

Let us consider as an example the tessellation domain for the case  $(r, s, t) = (1, 1, 3)$  where we only include the active region in Fig: 35, along with its dual graph:

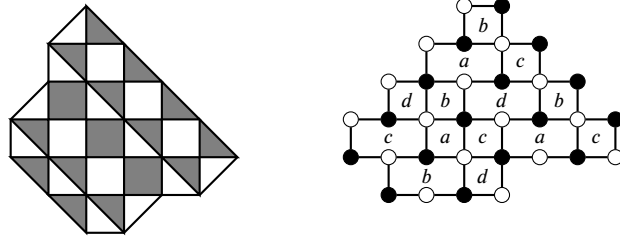


FIGURE 35. (a): Tessellation domain of  $(r, s, t) = (1, 1, 3)$ , (b): Dual graph to the tessellation with the initial values  $a, b, c, d$  indicated in each face.

As explained above, the facet phase is maximal for  $\sigma = \frac{a^2}{a^2+d^2} \rightarrow 0$  and  $\tau = \frac{b^2}{b^2+c^2} \rightarrow 0$ , obtained by sending  $a, b \rightarrow 0$  while  $c, d$  remain finite and positive. From the definition of the partition function, the contribution of the local weight at face  $(x, y)$  to the partition function is  $t_{x,y}^{v_{x,y}/2-1-N_{x,y}}$ . Thus, as  $a, b \rightarrow 0$ , the contribution of maximally occupied dimer configurations around the  $a, b$  faces dominates the partition function  $T_{i,j,k}$ , expressed as Laurent polynomial of initial data  $t_{x,y}$ . As  $i, j, k \rightarrow \infty$ , the dominating configurations are those corresponding to Laurent monomial terms with highest total degree in  $a, b$  in the denominator. We illustrate this with two examples for the case  $(r, s, t) = (1, 1, 3)$  via the explicit  $2 \times 2$  periodic solutions  $T_{0,0,4}$  and  $T_{1,1,4}$ .

7.1.1.  $T_{0,0,4}$  and  $T_{1,1,4}$  with  $\sigma, \tau \rightarrow 0$ . The explicit solution  $T_{0,0,4}$  as Laurent polynomial of initial data is displayed in Fig. 44 of Appendix A. Applying the initial data (4.1), we find four leading terms when  $a, b \rightarrow 0$  namely  $T_{0,0,4}$  is up to a numerical factor:

$$(7.1) \quad \frac{t_{-1,0}t_{-1,3}t_{0,-2}t_{1,0}t_{1,3}}{t_{0,-1}t_{0,0}t_{0,2}t_{0,3}} + \frac{t_{-1,-1}t_{-1,3}t_{1,-2}t_{1,0}t_{1,3}}{t_{0,-1}t_{0,2}t_{0,3}t_{1,-1}} + \frac{t_{-1,0}t_{-1,2}t_{0,-2}t_{1,0}t_{1,1}t_{1,3}}{t_{0,-1}t_{0,0}t_{0,1}t_{0,2}t_{1,2}} + \frac{t_{-1,-1}t_{-1,2}t_{1,-2}t_{1,0}t_{1,1}t_{1,3}}{t_{0,-1}t_{0,1}t_{0,2}t_{1,-1}t_{1,2}}.$$

Similarly,  $T_{1,1,4}$  is dominated by the following 8 terms:

$$(7.2) \quad \frac{t_{-1,0}t_{-1,2}t_{1,1}^2t_{1,4}t_{2,-1}t_{3,1}t_{3,4}}{t_{0,0}t_{0,1}t_{0,2}t_{2,0}t_{2,1}t_{2,3}t_{2,4}} + \frac{t_{-1,0}t_{-1,3}t_{1,1}t_{1,2}t_{1,4}t_{2,-1}t_{3,1}t_{3,4}}{t_{0,0}t_{0,2}t_{0,3}t_{2,0}t_{2,1}t_{2,3}t_{2,4}} + \frac{t_{-1,0}t_{-1,2}t_{1,0}t_{1,1}t_{1,4}t_{3,-1}t_{3,1}t_{3,4}}{t_{0,0}t_{0,1}t_{0,2}t_{2,0}t_{2,3}t_{2,4}t_{3,0}} \\ + \frac{t_{-1,0}t_{-1,3}t_{1,0}t_{1,2}t_{1,4}t_{3,-1}t_{3,1}t_{3,4}}{t_{0,0}t_{0,2}t_{0,3}t_{2,0}t_{2,3}t_{2,4}t_{3,0}} + \frac{t_{-1,0}t_{-1,2}t_{1,1}^2t_{1,3}t_{2,-1}t_{3,1}t_{3,2}t_{3,4}}{t_{0,0}t_{0,1}t_{0,2}t_{2,0}t_{2,1}t_{2,2}t_{2,3}t_{3,3}} + \frac{t_{-1,0}t_{-1,3}t_{1,1}t_{1,2}t_{1,3}t_{2,-1}t_{3,1}t_{3,2}t_{3,4}}{t_{0,0}t_{0,2}t_{0,3}t_{2,0}t_{2,1}t_{2,2}t_{2,3}t_{3,3}} \\ + \frac{t_{-1,0}t_{-1,2}t_{1,0}t_{1,1}t_{1,3}t_{3,-1}t_{3,1}t_{3,2}t_{3,4}}{t_{0,0}t_{0,1}t_{0,2}t_{2,0}t_{2,2}t_{2,3}t_{3,0}t_{3,3}} + \frac{t_{-1,0}t_{-1,3}t_{1,0}t_{1,2}t_{1,3}t_{3,-1}t_{3,1}t_{3,2}t_{3,4}}{t_{0,0}t_{0,2}t_{0,3}t_{2,0}t_{2,2}t_{2,3}t_{3,0}t_{3,3}}.$$

In each of these contributions, it is easy to track the maximally occupied faces  $(i, j)$ , as they contribute  $t_{i,j}^{-1}$ . The four (resp. eight) terms in (7.1-7.2) correspond to the following dimer configurations:

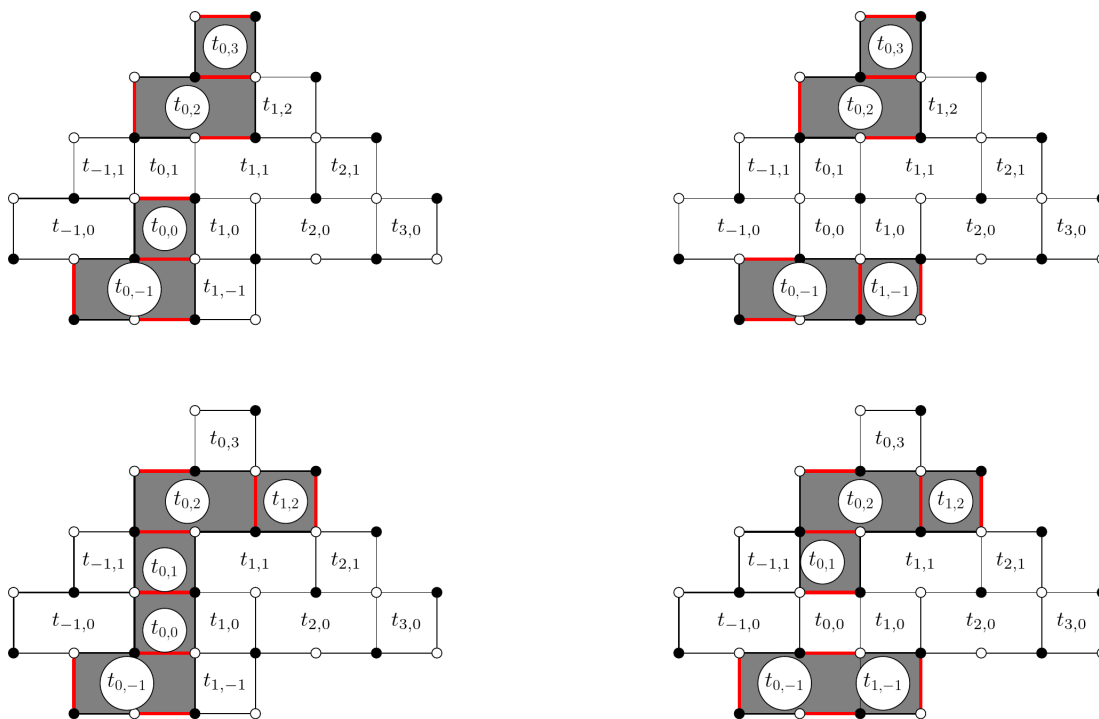


FIGURE 36. Dimer configurations corresponding to (7.1) for the dominant terms in the  $(1,1,3)$ -slanted solution  $T_{0,0,4}$ . The maximally occupied faces are shaded.

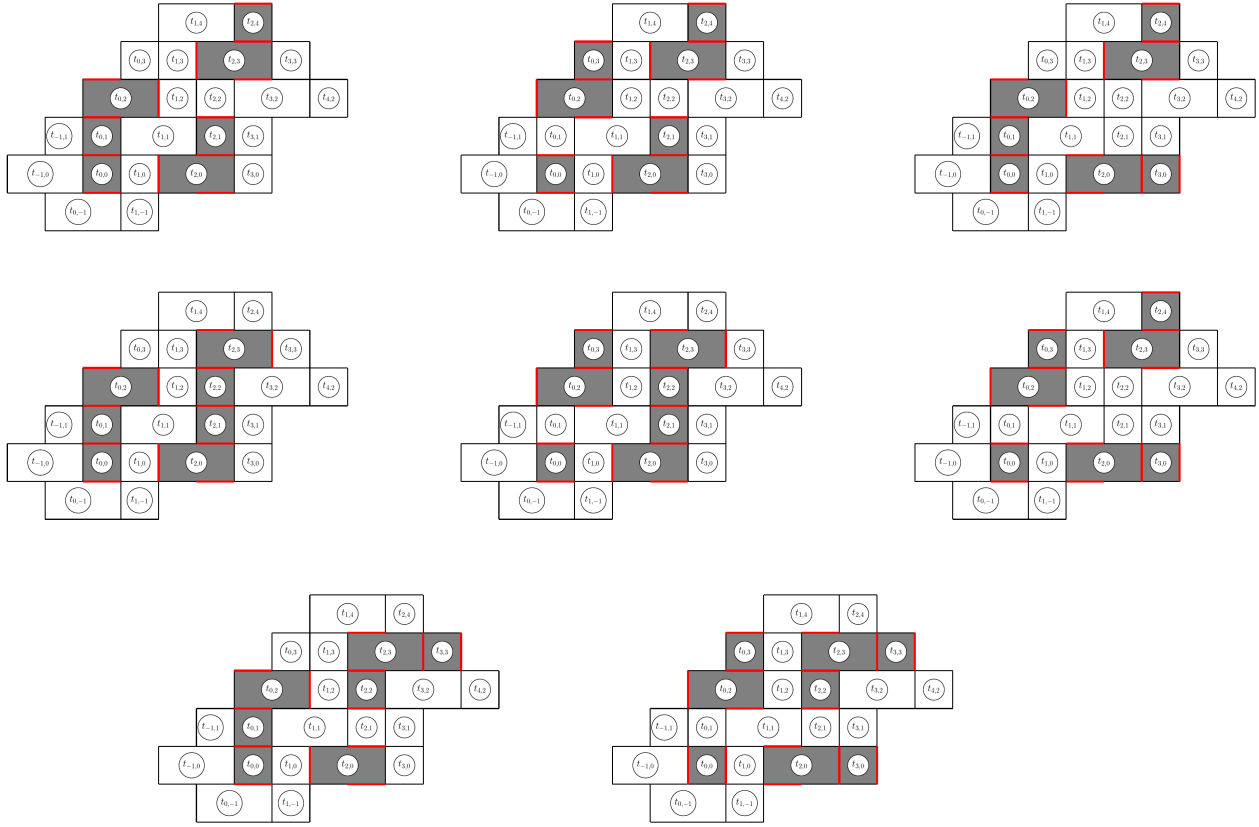


FIGURE 37. Dimer configurations corresponding to (7.2) for the dominant terms in the  $(1,1,3)$ -slanted solution  $T_{1,1,4}$ , with shaded maximally occupied faces.

The structure of the slanted planes gives a sequence of square and hexagonal faces on the pinecone. Upon examining Figs. 36 and 37, we observe that some specific hexagonal  $a$  and  $b$  type faces are always maximally occupied by three dimers, each with two independent “pinned” equally probable configurations, while their surroundings vary. Alternatively, the dominant terms listed in (7.1) and (7.2) share some particular terms in the denominator that correspond to these pinned hexagonal faces. We argue that this structure generalizes to arbitrary size for  $\sigma, \tau \rightarrow 0$ . To see how, we display in Fig. 38 below some sample densities  $\rho^{(i_0, j_0, k_0)}_{i, j, k}$  say for  $m = 26$  ( $\rho_{1,1,8}$ ) and  $m = 30$  ( $\rho_{0,0,10}$ ): First note that the local density only takes values  $-1, -\frac{1}{2}, 0, \frac{1}{2}, 1$ . The value  $-1$  corresponds to maximally occupied faces, among which hexagons form a sublattice. The hexagons correspond to the red faces (value  $-1$ ) which alternate with blue faces (also hexagons, but with value  $1$ ) along diagonal lines with direction  $(1, -1)$ , spaced by 3 units. Once we fix the

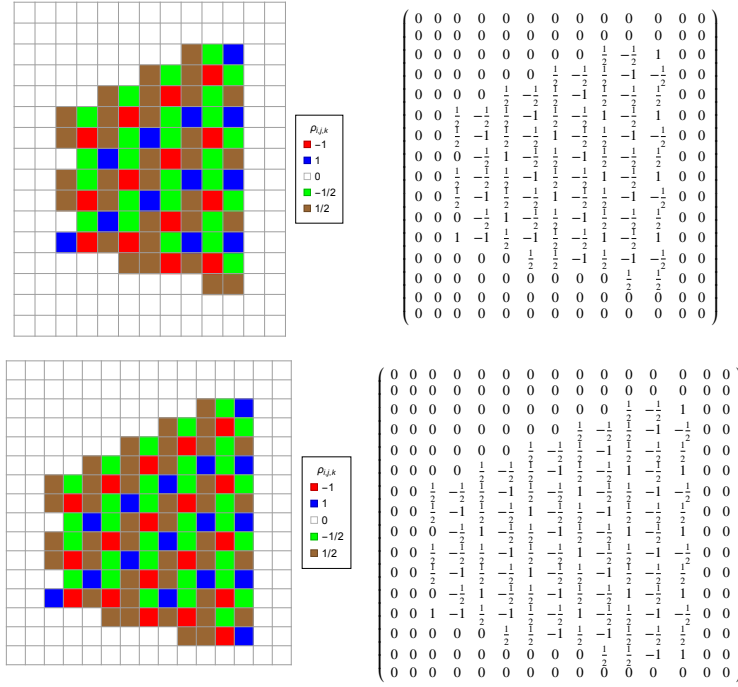


FIGURE 38. Local density  $\rho_{1,1,8}$  (top) and  $\rho_{0,0,10}$  (bottom) at all points  $(i_0, j_0)$ .

configuration of these maximally occupied hexagonal faces, there is a unique configuration of their surroundings, and averaging over the two possible configurations of each such face produces the factors  $\frac{1}{2}(1 + 0) = \frac{1}{2}$  or  $\frac{1}{2}(-1 + 0) = -\frac{1}{2}$  i.e. the green and brown faces, while the blue hexagons correspond to an average over 4 configurations determined by the choices of the two pinned adjacent hexagons:  $\frac{1}{4}(0 + 1 + 1 + 2) = 1$  i.e. the blue faces. In other words, we have the following local structure in Fig 39. From Fig.39 left, we see that the squares at the left and right of the pinned hexagon are occupied by 1 or 0 dimer (average  $\frac{1}{2}$ ), while those on top and bottom are occupied by 1 or 2 (average  $-\frac{1}{2}$ ), and it is easy to reconstruct the unique configuration for each choice of the pinned hexagon configurations.

In summary, like in the Aztec case of [20], the facet phase observed here is pinned on a particular sublattice (here of hexagons of type  $a, b$ ), but has a non-zero entropy of 2 per pinned hexagon. This explains the fact that the partition function has always  $2^{n_H}$  contributions, where  $n_H$  is the number of pinned hexagons ( $n_H = 2$  and 3 in the examples of Figs. 36 and 37). We argue that this is the general structure of the facet phase occurring in general as bubbles inside the liquid

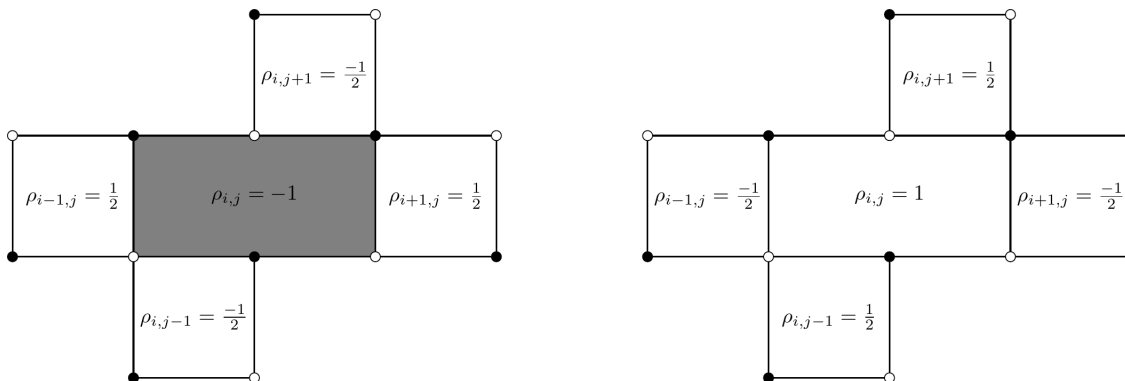


FIGURE 39. Local density configuration around the maximally- (left) and minimally (right) occupied hexagonal face  $(i, j)$  of the dimer model in the thermodynamic limit  $k \rightarrow \infty$ .

zones. The same structure holds for more general slanted planes  $(1, 1, t)$  for odd  $t$ . However, in addition to a sublattice of pinned hexagons, there are additional frozen domains where strips of  $t - 3$  consecutive squares are maximally occupied by dimers, next to shifted strips of  $t - 3$  consecutive empty squares in alternance, between rows of pinned hexagons. For example, the  $(1, 1, 5)$ -slanted density profile for  $\rho_{1,0,9}$  reads:

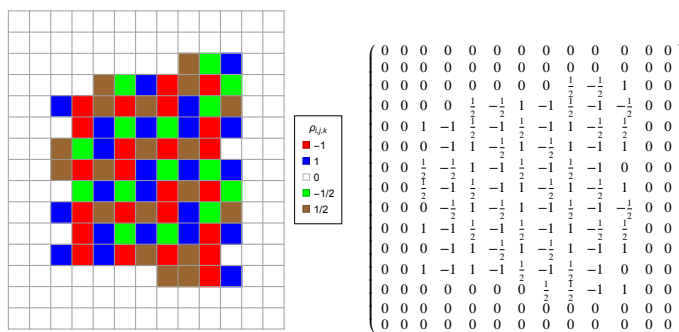


FIGURE 40. Local density  $\rho_{1,0,9}$  for the case of  $(1, 1, 5)$ -slanted initial data

In Fig 40, we observe the usual alternance of red/blue hexagons along diagonals in the direction  $(1, -1)$ , now spaced by 5 units. In addition, we have pairs of consecutive red (maximally occupied) square faces along vertical lines spaced by 2 units, alternating with pairs of consecutive blue (empty) squares.

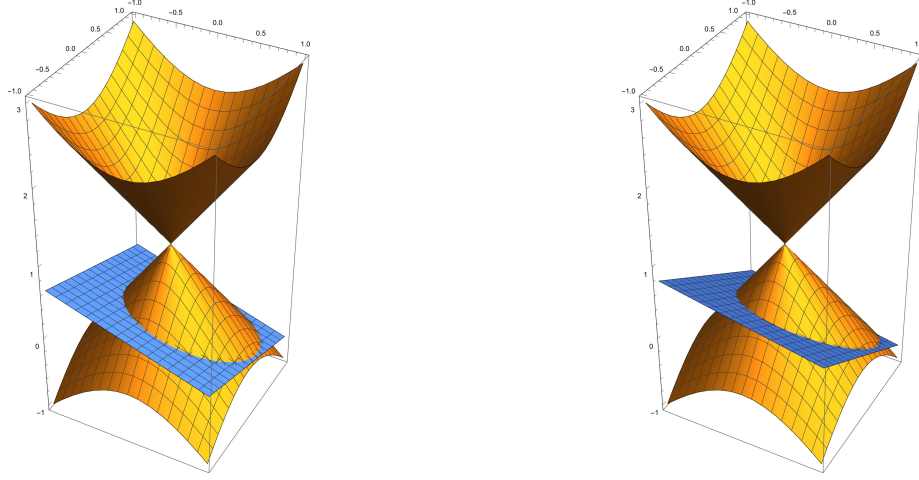


FIGURE 41. The surface for the  $T$ -system with  $(1,1,3)$ -slanted uniform initial data (depicted in orange/brown), together with Left: the original slanted initial data plane  $\mathcal{P}_{1,1,3}$  (depicted in blue); Right: the holographic section in the direction  $(1, 3, 5)$ , i.e. the plane  $\mathcal{P}_{1,3,5}$  (depicted in blue).

More generally, the number of square faces between two hexagonal faces along vertical lines is  $t - 1$  in the case of  $(1, 1, t)$ -slanted initial data. Inbetween two consecutive pinned (red) hexagons along a vertical, say at positions  $(i, j)$  and  $(i, j + t)$ , there is a sequence of  $t - 3$  maximally occupied (red) square faces (with only one frozen configuration, with all their horizontal edges occupied) at positions  $(i, j + 2), \dots, (i, j + t - 2)$ , while between the two (blue) hexagons at positions  $(i + 1, j - 1)$  and  $(i + 1, j - 1 + t)$  there is a sequence of  $t - 3$  empty (brown) squares at positions  $(i + 1, j + 1), \dots, (i + 1, j + t - 1)$ . The pattern is repeated on a lattice generated by  $(2, -2)$  and  $(0, t)$ . The only variations in the configurations are determined by the 2 choices for each pinned hexagonal face. We expect a similar “pinned” structure to hold within all the facet phases observed above.

**7.2. 3D view of the Holographic principle.** In Section 6.1, we introduced a holographic principle which allows to re-interpret in dimer language any given solution of the  $T$ -system with an  $(r, s, t)$ -slanted initial data giving rise to an arctic phenomenon, in terms of any other slanted direction  $(\tilde{r}, \tilde{s}, \tilde{t})$ . We argue now that the two arctic curves pertaining to the same solution of the  $T$ -system are simply intersections of a single two-dimensional surface in three dimensions with the corresponding slanted planes. This is easy to see on the uniform case of Section 6.2. Indeed, the holographic arctic ellipse equation (6.3) may indeed be interpreted as the intersection in 3D



space with coordinates  $(u, v, w)$  of the slanted plane  $\mathcal{P}_{\tilde{r}, \tilde{s}, \tilde{t}} : \tilde{r}u + \tilde{s}v + \tilde{t}w = 0$  with the curve

$$\mathcal{C}_{r,s,t} : (1 - A_{r,s,t})u^2 + A_{r,s,t}v^2 - A_{r,s,t}(1 - A_{r,s,t})(w - 1)^2 = 0$$

The latter is a cone<sup>2</sup> with apex  $(0, 0, 1)$  which is parameterized by the initial data direction  $(r, s, t)$ , and contains the original arctic curve of the uniform  $(1, 1, 3)$ –slanted model in the plane  $\mathcal{P}_{r,s,t}$  (as the original arctic ellipse is the intersection of the plane  $\mathcal{P}_{r,s,t}$  with the surface  $\mathcal{C}_{r,s,t}$ ). In fact, the surface  $\mathcal{C}_{r,s,t}$  is also defined as the family of lines through the apex  $(0, 0, 1)$  that intersect the  $(r, s, t)$  arctic curve in the plane  $\mathcal{P}_{r,s,t}$ , defined by:

$$ru + sv + tw = 0, \quad \text{and} \quad (1 - A_{r,s,t})t^2u^2 + A_{r,s,t}t^2v^2 - A_{r,s,t}(1 - A_{r,s,t})(ru + sv + t)^2 = 0.$$

We may therefore think of the curve (6.3) as the 2D holographic view of the surface  $\mathcal{C}_{r,s,t}$  in 3D (see Fig. 41 for the example  $r = 1, s = 1, t = 3$ ). Note finally that the domain for the dimer models corresponds to the inside of the pyramid  $|u| + |v| = |w - 1|$ , which is tangent to the surface  $\mathcal{C}_{r,s,t}$  along four lines.

We suspect the surface  $\mathcal{C}_{r,s,t}$  may have a physical meaning as the singularity locus of some 3D statistical model inside the pyramid  $|u| + |v| = |w - 1|$ , where the surface corresponds to sharp phase separations like in the 2D interpretation.

We expect this phenomenon to be general, namely that all holographic views of any given  $(r, s, t)$ -model studied in this paper are obtained as the intersection of a suitable cone in 3D (conjecturally defined by the family of lines through the apex  $(0, 0, 1)$  that intersect the original  $(r, s, t)$ -arctic curve in the plane  $\mathcal{P}_{r,s,t}$ ), with the corresponding view-planes.

As an illustration, we have represented in Fig. 42 the surface for the  $(1, 1, 3)$ –slanted  $2 \times 2$  periodic case for  $\sigma = \tau = 1/4$  (in orange/brown) in two different views showing the above and below parts. The blue plane is the original slanted plane  $\mathcal{P}_{1,1,3}$ , and the intersection with the surface was depicted in Fig. 12 (C). The actual equation of the surface (a cone of homogeneous degree 8) is available on demand from the authors.

**7.3. Conclusion and perspectives.** This paper has introduced new solutions of the  $T$ -system and interpreted them in terms of dimer partition functions with special initial data. This study is by no means exhaustive and would deserve a more systematic approach, leading possibly to a classification of exact solutions. However, the study has allowed us to find explicit arctic curves for a large class of suitably weighted pinecone dimer models, thus extending widely the results

<sup>2</sup>This property is easily seen from the homogeneity of the surface equation in the variables  $(u, v, w - 1)$ .

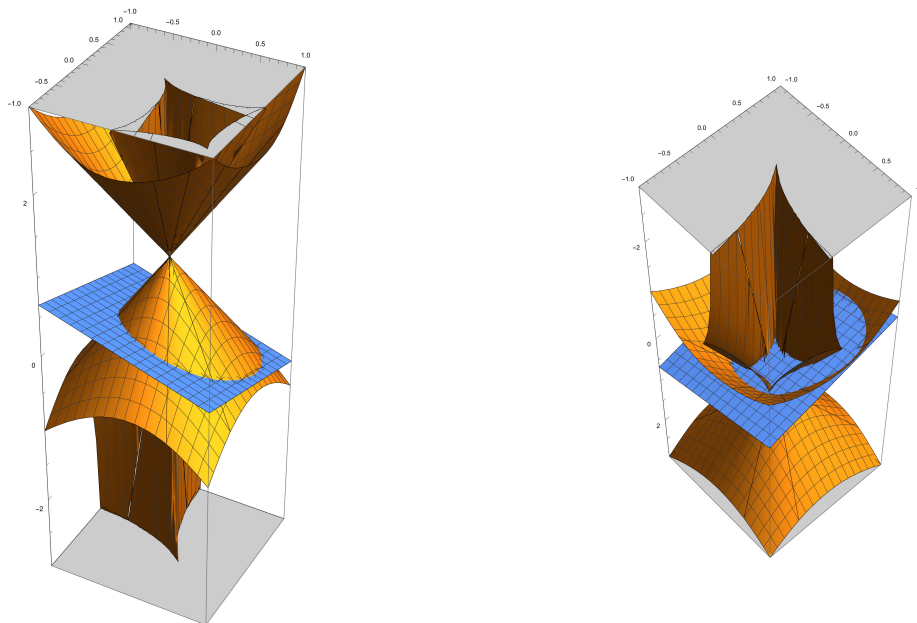


FIGURE 42. The surface for the  $T$ -system with  $(1,1,3)$ -slanted  $2 \times 2$ -periodic initial data with  $\sigma = \tau = 1/4$  (depicted in orange/brown), and the original slanted initial data plane  $\mathcal{P}_{1,1,3}$  (depicted in blue). Left: upper side view. Right: Lower side view.

of [20]. In particular, we have identified the structure of the new included “facet” phase forming bubbles inside the liquid phase, as being pinned on some sublattice of hexagonal faces of the pinecones, while keeping a non-zero entropy.

We also introduced a holographic principle allowing for re-interpreting exact solutions from different points of view, and eventually exhibiting an underlying three-dimensional structure.

Dimer models have many different formulations, and it would be interesting to investigate the non-intersecting lattice path/network formulation associated to the  $(r, s, t)$  pinecones. This formulation has the advantage of giving an alternative route to access to thermodynamic properties of the models, and in particular the arctic phenomenon: we may hope to be able to use the so-called tangent method of Colomo and Sportiello [7, 19, 13, 15, 14, 11, 9, 8, 12], and compare the results to those obtained in the present paper. Some advances in this direction were performed in [36] for the case of the two-periodic Aztec diamond.



$2 x^6 - 8 u x^6 - 8 u^2 x^6 + 64 u^3 x^6 - 32 u^4 x^6 - 128 u^5 x^6 - 128 u^6 x^6 - 3 x^5 y + 10 u x^5 y + 9 u^2 x^5 y - 48 u^3 x^5 y - 16 u^4 x^5 y + 32 u^5 x^5 y - 8 v x^5 y - 16 u v x^5 y + 192 u^2 v x^5 y - 128 u^3 v x^5 y - 640 u^4 v x^5 y + 768 u^5 v x^5 y - 6 x^4 y^2 + 4 u x^4 y^2 +$   
 $24 u^2 x^4 y^2 + 48 u^3 x^4 y^2 - 128 u^4 x^4 y^2 + 18 u^5 x^4 y^2 + 16 u v x^4 y^2 - 144 u^2 v x^4 y^2 + 64 u^3 v x^4 y^2 + 160 u^4 v x^4 y^2 - 8 v^2 x^4 y^2 + 192 u v^2 x^4 y^2 - 192 u^2 v^2 x^4 y^2 - 1280 u^3 v^2 x^4 y^2 - 1920 u^4 v^2 x^4 y^2 + 14 x^3 y^3 + 8 u x^3 y^3 -$   
 $40 u^2 x^3 y^3 - 64 u^3 x^3 y^3 + 4 v x^3 y^3 + 48 u v x^3 y^3 + 144 u^2 v x^3 y^3 - 512 u^3 v x^3 y^3 - 8 v^2 x^3 y^3 - 144 u v^2 x^3 y^3 - 96 u^2 v^2 x^3 y^3 + 320 u^3 v^2 x^3 y^3 - 64 v^3 x^3 y^3 - 128 u v^3 x^3 y^3 - 1280 u^2 v^3 x^3 y^3 + 2560 u^3 v^3 x^3 y^3 - 6 x^2 y^4 -$   
 $28 u x^2 y^4 + 16 u^2 x^2 y^4 - 8 v x^2 y^4 - 80 u v x^2 y^4 - 192 u^2 v x^2 y^4 + 24 v^2 x^2 y^4 + 144 u v^2 x^2 y^4 - 768 u^3 v^2 x^2 y^4 - 48 v^3 x^2 y^4 + 64 u v^3 x^2 y^4 + 320 u^2 v^3 x^2 y^4 - 32 v^4 x^2 y^4 - 640 u v^4 x^2 y^4 + 1920 u^2 v^4 x^2 y^4 - 3 x y^5 -$   
 $14 u x y^5 - 28 u^2 x y^5 - 32 u v x y^5 - 40 v^2 x y^5 - 192 u^3 v x y^5 + 48 v^3 x y^5 + 512 u^4 v x y^5 - 16 v^4 x y^5 + 160 u v^4 x y^5 + 768 u^2 v^4 x y^5 + 2 y^6 + 14 u y^6 - 16 v^2 y^6 - 64 v^3 y^6 - 128 v^4 y^6 + 32 v^5 y^6 - 128 v^6 y^6 - 9 x^6 u +$   
 $10 u x^6 u + 72 u^2 x^6 u - 80 u^3 x^6 u - 144 u^4 x^6 u - 160 u^5 x^6 u - 18 x^5 y u - 2 u x^5 y u - 96 u^2 x^5 y u + 48 u^3 x^5 y u + 96 u^4 x^5 y u - 160 u^5 x^5 y u - 160 u^6 x^5 y u - 10 v x^5 y u + 144 u v x^5 y u - 240 u^2 v x^5 y u - 576 u^3 v x^5 y u + 800 u^4 v x^5 y u +$   
 $9 x^4 y^2 u - 20 u x^4 y^2 u - 144 u^2 x^4 y^2 u + 48 u^4 x^4 y^2 u - 2 v x^4 y^2 u - 192 u v x^4 y^2 u + 144 u^2 v x^4 y^2 u - 384 u^3 v x^4 y^2 u - 800 u^4 v x^4 y^2 u + 72 v^2 x^4 y^2 u - 240 u v^2 x^4 y^2 u - 864 u^2 v^2 x^4 y^2 u + 1600 u^3 v^2 x^4 y^2 u - 1600 u^4 v^2 x^4 y^2 u -$   
 $36 x^3 y^3 u - 28 u x^3 y^3 u + 176 u^3 x^3 y^3 u - 20 v x^3 y^3 u - 432 u^2 v x^3 y^3 u - 192 u^3 v x^3 y^3 u - 96 v^2 x^3 y^3 u - 144 u v^2 x^3 y^3 u - 576 u^2 v^2 x^3 y^3 u - 1600 u^3 v^2 x^3 y^3 u - 80 v^3 x^3 y^3 u - 576 u v^3 x^3 y^3 u - 1600 u^2 v^3 x^3 y^3 u +$   
 $9 x^2 y^4 u - 74 u x^2 y^4 u + 24 u^2 x^2 y^4 u - 28 v x^2 y^4 u + 528 u^2 v x^2 y^4 u - 432 u^3 v x^2 y^4 u - 288 u^4 v x^2 y^4 u + 48 v^2 x^2 y^4 u - 48 u v^2 x^2 y^4 u - 1600 u^2 v^2 x^2 y^4 u - 144 u^3 v^2 x^2 y^4 u + 800 u^4 v^2 x^2 y^4 u - 18 x y^5 u - 34 u x y^5 u +$   
 $74 v x y^5 u + 48 u v x y^5 u + 528 u^2 v x y^5 u - 144 u^3 v x y^5 u + 192 u^4 v x y^5 u + 96 v^2 x y^5 u - 800 u^3 v^2 x y^5 u + 160 u^4 v^2 x y^5 u - 9 y^6 u - 34 v y^6 u + 24 v^2 y^6 u + 176 v^3 y^6 u + 48 v^4 y^6 u - 160 v^5 y^6 u + 9 x^6 u^2 - 12 u x^6 u^2 -$   
 $48 u^2 x^6 u^2 - 48 u^3 x^6 u^2 + 48 u^4 x^6 u^2 - 18 x^5 y u^2 - 36 u^5 x^5 y u^2 - 48 u^6 x^5 y u^2 - 49 v x^5 y u^2 - 96 u^2 v x^5 y u^2 + 12 v x^5 y u^2 - 96 u^3 v x^5 y u^2 - 144 u^4 v x^5 y u^2 - 192 u^5 v x^5 y u^2 - 9 x^4 y^2 u^2 - 24 u^4 x^4 y^2 u^2 - 48 u^5 x^4 y^2 u^2 +$   
 $48 u^6 x^4 y^2 u^2 - 36 v x^4 y^2 u^2 + 96 u v x^4 y^2 u^2 + 144 u^2 v x^4 y^2 u^2 - 384 u^3 v x^4 y^2 u^2 - 48 v^2 x^4 y^2 u^2 - 144 u v^2 x^4 y^2 u^2 + 288 u^2 v^2 x^4 y^2 u^2 + 36 x^3 y^3 u^2 + 24 u x^3 y^3 u^2 + 48 u^2 x^3 y^3 u^2 - 48 u^3 x^3 y^3 u^2 + 24 v x^3 y^3 u^2 +$   
 $144 u^2 v x^3 y^3 u^2 + 192 u^3 v x^3 y^3 u^2 + 48 v^2 x^3 y^3 u^2 + 144 u v^2 x^3 y^3 u^2 - 576 u^2 v^2 x^3 y^3 u^2 - 48 v^3 x^3 y^3 u^2 - 192 u v^3 x^3 y^3 u^2 + 320 u^2 v^3 x^3 y^3 u^2 - 9 x^2 y^4 u^2 - 36 u x^2 y^4 u^2 + 24 v x^2 y^4 u^2 + 96 u v x^2 y^4 u^2 - 144 u^2 v x^2 y^4 u^2 +$   
 $96 v^2 x^2 y^4 u^2 + 12 v^3 x^2 y^4 u^2 - 48 u v^3 x^2 y^4 u^2 - 48 v^4 x^2 y^4 u^2 - 9 x^6 u^3 + 10 u x^6 u^3 + 72 u^2 x^6 u^3 - 80 u^3 x^6 u^3 - 80 u^4 x^6 u^3 - 8 u^5 x^6 u^3 - 12 v x^6 u^3 + 144 u v x^6 u^3 - 240 u^2 v x^6 u^3 - 576 u^3 v x^6 u^3 + 48 u^4 v x^6 u^3 + 96 u^5 v x^6 u^3 -$   
 $160 u^6 v x^6 u^3 - 10 v x^5 y u^3 + 144 u v x^5 y u^3 - 240 u^2 v x^5 y u^3 - 576 u^3 v x^5 y u^3 - 800 u^4 v x^5 y u^3 - 96 u^5 v x^5 y u^3 + 48 u^6 v x^5 y u^3 + 9 x^4 y^2 u^3 + 9 x^4 y^2 u^3 + 9 x^4 y^2 u^3 + 9 x^4 y^2 u^3 + 9 x^4 y^2 u^3 + 9 x^4 y^2 u^3 + 9 x^4 y^2 u^3 + 9 x^4 y^2 u^3 + 9 x^4 y^2 u^3 +$   
 $800 u^4 v x^4 y^2 u^3 + 72 u^5 v x^4 y^2 u^3 - 240 u^6 v x^4 y^2 u^3 - 864 u^7 v x^4 y^2 u^3 - 1600 u^8 v x^4 y^2 u^3 - 36 x^3 y^3 u^3 - 28 u x^3 y^3 u^3 + 176 u^3 x^3 y^3 u^3 - 20 v x^3 y^3 u^3 - 432 u^2 v x^3 y^3 u^3 - 192 u^3 v x^3 y^3 u^3 - 96 v^2 x^3 y^3 u^3 - 144 u v^2 x^3 y^3 u^3 -$   
 $576 u^2 v^2 x^3 y^3 u^3 - 1600 u^3 v^2 x^3 y^3 u^3 - 80 v^3 x^3 y^3 u^3 - 576 u v^3 x^3 y^3 u^3 - 1600 u^2 v^3 x^3 y^3 u^3 + 9 x^2 y^4 u^3 - 74 u x^2 y^4 u^3 + 24 u^2 x^2 y^4 u^3 - 28 v x^2 y^4 u^3 + 528 u^2 v x^2 y^4 u^3 - 432 u^3 v x^2 y^4 u^3 - 288 u^4 v x^2 y^4 u^3 + 48 v^2 x^2 y^4 u^3 -$   
 $48 u v^2 x^2 y^4 u^3 - 1600 u^2 v^2 x^2 y^4 u^3 - 144 u^3 v^2 x^2 y^4 u^3 + 800 u^4 v^2 x^2 y^4 u^3 - 18 x y^5 u^3 - 34 u x y^5 u^3 + 74 v x y^5 u^3 + 48 u v x y^5 u^3 + 528 u^2 v x y^5 u^3 - 144 u^3 v x y^5 u^3 + 192 u^4 v x y^5 u^3 + 96 v^2 x y^5 u^3 - 800 u^3 v^2 x y^5 u^3 +$   
 $160 u^4 v^2 x y^5 u^3 - 9 y^6 u^3 - 34 v y^6 u^3 + 24 v^2 y^6 u^3 + 176 v^3 y^6 u^3 + 48 v^4 y^6 u^3 - 160 v^5 y^6 u^3 + 9 x^6 u^4 - 12 u x^6 u^4 - 48 u^2 x^6 u^4 - 48 u^3 x^6 u^4 + 48 u^4 x^6 u^4 - 18 x^5 y u^4 - 36 u^5 x^5 y u^4 - 48 u^6 x^5 y u^4 - 49 v x^5 y u^4 - 96 u^2 v x^5 y u^4 +$   
 $12 v x^5 y u^4 - 96 u^3 v x^5 y u^4 - 144 u^4 v x^5 y u^4 - 192 u^5 v x^5 y u^4 - 9 x^4 y^2 u^4 - 24 u^4 x^4 y^2 u^4 - 48 u^5 x^4 y^2 u^4 + 48 u^6 x^4 y^2 u^4 - 36 v x^4 y^2 u^4 + 96 u v x^4 y^2 u^4 + 144 u^2 v x^4 y^2 u^4 - 384 u^3 v x^4 y^2 u^4 - 48 v^2 x^4 y^2 u^4 - 144 u v^2 x^4 y^2 u^4 +$   
 $288 u^2 v^2 x^4 y^2 u^4 + 36 x^3 y^3 u^4 + 24 u x^3 y^3 u^4 + 48 u^2 x^3 y^3 u^4 - 48 u^3 x^3 y^3 u^4 + 24 v x^3 y^3 u^4 + 144 u^2 v x^3 y^3 u^4 + 192 u^3 v x^3 y^3 u^4 + 48 v^2 x^3 y^3 u^4 + 144 u v^2 x^3 y^3 u^4 - 576 u^2 v^2 x^3 y^3 u^4 - 48 v^3 x^3 y^3 u^4 - 192 u v^3 x^3 y^3 u^4 +$   
 $320 u^2 v^3 x^3 y^3 u^4 - 9 x^2 y^4 u^4 - 36 u x^2 y^4 u^4 + 24 v x^2 y^4 u^4 + 96 u v x^2 y^4 u^4 - 144 u^2 v x^2 y^4 u^4 + 96 v^2 x^2 y^4 u^4 + 12 v^3 x^2 y^4 u^4 - 48 u v^3 x^2 y^4 u^4 - 48 v^4 x^2 y^4 u^4 - 9 x^6 u^5 + 10 u x^6 u^5 + 72 u^2 x^6 u^5 - 80 u^3 x^6 u^5 - 80 u^4 x^6 u^5 - 8 u^5 x^6 u^5 -$   
 $12 v x^6 u^5 + 144 u v x^6 u^5 - 240 u^2 v x^6 u^5 - 576 u^3 v x^6 u^5 + 48 u^4 v x^6 u^5 + 96 u^5 v x^6 u^5 - 160 u^6 v x^6 u^5 - 10 v x^5 y u^5 + 144 u v x^5 y u^5 - 240 u^2 v x^5 y u^5 - 576 u^3 v x^5 y u^5 - 800 u^4 v x^5 y u^5 - 96 u^5 v x^5 y u^5 + 48 u^6 v x^5 y u^5 +$   
 $9 x^4 y^2 u^5 - 20 u x^4 y^2 u^5 - 144 u^2 x^4 y^2 u^5 + 48 u^4 x^4 y^2 u^5 - 2 v x^4 y^2 u^5 - 192 u v x^4 y^2 u^5 + 144 u^2 v x^4 y^2 u^5 - 384 u^3 v x^4 y^2 u^5 - 48 v^2 x^4 y^2 u^5 - 144 u v^2 x^4 y^2 u^5 + 288 u^2 v^2 x^4 y^2 u^5 + 36 x^3 y^3 u^5 + 24 u x^3 y^3 u^5 + 48 u^2 x^3 y^3 u^5 -$   
 $48 u^3 x^3 y^3 u^5 + 24 v x^3 y^3 u^5 + 144 u^2 v x^3 y^3 u^5 + 192 u^3 v x^3 y^3 u^5 + 48 v^2 x^3 y^3 u^5 + 144 u v^2 x^3 y^3 u^5 - 576 u^2 v^2 x^3 y^3 u^5 - 48 v^3 x^3 y^3 u^5 - 192 u v^3 x^3 y^3 u^5 + 320 u^2 v^3 x^3 y^3 u^5 - 9 x^2 y^4 u^5 - 36 u x^2 y^4 u^5 + 24 v x^2 y^4 u^5 +$   
 $96 u v x^2 y^4 u^5 - 144 u^2 v x^2 y^4 u^5 + 96 v^2 x^2 y^4 u^5 + 12 v^3 x^2 y^4 u^5 - 48 u v^3 x^2 y^4 u^5 - 48 v^4 x^2 y^4 u^5 - 9 x^6 u^6 + 10 u x^6 u^6 + 72 u^2 x^6 u^6 - 80 u^3 x^6 u^6 - 80 u^4 x^6 u^6 - 8 u^5 x^6 u^6 - 12 v x^6 u^6 + 144 u v x^6 u^6 - 240 u^2 v x^6 u^6 -$   
 $576 u^3 v x^6 u^6 + 48 u^4 v x^6 u^6 + 96 u^5 v x^6 u^6 - 160 u^6 v x^6 u^6 - 10 v x^5 y u^6 + 144 u v x^5 y u^6 - 240 u^2 v x^5 y u^6 - 576 u^3 v x^5 y u^6 - 800 u^4 v x^5 y u^6 - 96 u^5 v x^5 y u^6 + 48 u^6 v x^5 y u^6 + 9 x^4 y^2 u^6 - 20 u x^4 y^2 u^6 - 144 u^2 x^4 y^2 u^6 +$   
 $48 u^4 x^4 y^2 u^6 - 2 v x^4 y^2 u^6 - 192 u v x^4 y^2 u^6 + 144 u^2 v x^4 y^2 u^6 - 384 u^3 v x^4 y^2 u^6 - 48 v^2 x^4 y^2 u^6 - 144 u v^2 x^4 y^2 u^6 + 288 u^2 v^2 x^4 y^2 u^6 + 36 x^3 y^3 u^6 + 24 u x^3 y^3 u^6 + 48 u^2 x^3 y^3 u^6 - 48 u^3 x^3 y^3 u^6 + 24 v x^3 y^3 u^6 +$   
 $144 u^2 v x^3 y^3 u^6 + 192 u^3 v x^3 y^3 u^6 + 48 v^2 x^3 y^3 u^6 + 144 u v^2 x^3 y^3 u^6 - 576 u^2 v^2 x^3 y^3 u^6 - 48 v^3 x^3 y^3 u^6 - 192 u v^3 x^3 y^3 u^6 + 320 u^2 v^3 x^3 y^3 u^6 - 9 x^2 y^4 u^6 - 36 u x^2 y^4 u^6 + 24 v x^2 y^4 u^6 + 96 u v x^2 y^4 u^6 - 144 u^2 v x^2 y^4 u^6 +$   
 $96 v^2 x^2 y^4 u^6 + 12 v^3 x^2 y^4 u^6 - 48 u v^3 x^2 y^4 u^6 - 48 v^4 x^2 y^4 u^6 - 9 x^6 u^7 + 10 u x^6 u^7 + 72 u^2 x^6 u^7 - 80 u^3 x^6 u^7 - 80 u^4 x^6 u^7 - 8 u^5 x^6 u^7 - 12 v x^6 u^7 + 144 u v x^6 u^7 - 240 u^2 v x^6 u^7 - 576 u^3 v x^6 u^7 + 48 u^4 v x^6 u^7 +$   
 $96 u^5 v x^6 u^7 - 160 u^6 v x^6 u^7 - 10 v x^5 y u^7 + 144 u v x^5 y u^7 - 240 u^2 v x^5 y u^7 - 576 u^3 v x^5 y u^7 - 800 u^4 v x^5 y u^7 - 96 u^5 v x^5 y u^7 + 48 u^6 v x^5 y u^7 + 9 x^4 y^2 u^7 - 20 u x^4 y^2 u^7 - 144 u^2 x^4 y^2 u^7 + 48 u^4 x^4 y^2 u^7 - 2 v x^4 y^2 u^7 -$   
 $192 u v x^4 y^2 u^7 + 144 u^2 v x^4 y^2 u^7 - 384 u^3 v x^4 y^2 u^7 - 48 v^2 x^4 y^2 u^7 - 144 u v^2 x^4 y^2 u^7 + 288 u^2 v^2 x^4 y^2 u^7 + 36 x^3 y^3 u^7 + 24 u x^3 y^3 u^7 + 48 u^2 x^3 y^3 u^7 - 48 u^3 x^3 y^3 u^7 + 24 v x^3 y^3 u^7 + 144 u^2 v x^3 y^3 u^7 + 192 u^3 v x^3 y^3 u^7 +$   
 $48 v^2 x^3 y^3 u^7 + 144 u v^2 x^3 y^3 u^7 - 576 u^2 v^2 x^3 y^3 u^7 - 48 v^3 x^3 y^3 u^7 - 192 u v^3 x^3 y^3 u^7 + 320 u^2 v^3 x^3 y^3 u^7 - 9 x^2 y^4 u^7 - 36 u x^2 y^4 u^7 + 24 v x^2 y^4 u^7 + 96 u v x^2 y^4 u^7 - 144 u^2 v x^2 y^4 u^7 + 96 v^2 x^2 y^4 u^7 + 12 v^3 x^2 y^4 u^7 -$   
 $48 u v^3 x^2 y^4 u^7 - 48 v^4 x^2 y^4 u^7 - 9 x^6 u^8 + 10 u x^6 u^8 + 72 u^2 x^6 u^8 - 80 u^3 x^6 u^8 - 80 u^4 x^6 u^8 - 8 u^5 x^6 u^8 - 12 v x^6 u^8 + 144 u v x^6 u^8 - 240 u^2 v x^6 u^8 - 576 u^3 v x^6 u^8 + 48 u^4 v x^6 u^8 + 96 u^5 v x^6 u^8 - 160 u^6 v x^6 u^8 -$   
 $10 v x^5 y u^8 + 144 u v x^5 y u^8 - 240 u^2 v x^5 y u^8 - 576 u^3 v x^5 y u^8 - 800 u^4 v x^5 y u^8 - 96 u^5 v x^5 y u^8 + 48 u^6 v x^5 y u^8 + 9 x^4 y^2 u^8 - 20 u x^4 y^2 u^8 - 144 u^2 x^4 y^2 u^8 + 48 u^4 x^4 y^2 u^8 - 2 v x^4 y^2 u^8 - 192 u v x^4 y^2 u^8 + 144 u^2 v x^4 y^2 u^8 -$   
 $384 u^3 v x^4 y^2 u^8 - 48 v^2 x^4 y^2 u^8 - 144 u v^2 x^4 y^2 u^8 + 288 u^2 v^2 x^4 y^2 u^8 + 36 x^3 y^3 u^8 + 24 u x^3 y^3 u^8 + 48 u^2 x^3 y^3 u^8 - 48 u^3 x^3 y^3 u^8 + 24 v x^3 y^3 u^8 + 144 u^2 v x^3 y^3 u^8 + 192 u^3 v x^3 y^3 u^8 + 48 v^2 x^3 y^3 u^8 + 144 u v^2 x^3 y^3 u^8 -$   
 $576 u^2 v^2 x^3 y^3 u^8 - 48 v^3 x^3 y^3 u^8 - 192 u v^3 x^3 y^3 u^8 + 320 u^2 v^3 x^3 y^3 u^8 - 9 x^2 y^4 u^8 - 36 u x^2 y^4 u^8 + 24 v x^2 y^4 u^8 + 96 u v x^2 y^4 u^8 - 144 u^2 v x^2 y^4 u^8 + 96 v^2 x^2 y^4 u^8 + 12 v^3 x^2 y^4 u^8 - 48 u v^3 x^2 y^4 u^8 - 48 v^4 x^2 y^4 u^8 -$   
 $9 x^6 u^9 + 10 u x^6 u^9 + 72 u^2 x^6 u^9 - 80 u^3 x^6 u^9 - 80 u^4 x^6 u^9 - 8 u^5 x^6 u^9 - 12 v x^6 u^9 + 144 u v x^6 u^9 - 240 u^2 v x^6 u^9 - 576 u^3 v x^6 u^9 + 48 u^4 v x^6 u^9 + 96 u^5 v x^6 u^9 - 160 u^6 v x^6 u^9 - 10 v x^5 y u^9 + 144 u v x^5 y u^9 - 240 u^2 v x^5 y u^9 -$   
 $576 u^3 v x^5 y u^9 - 800 u^4 v x^5 y u^9 - 96 u^5 v x^5 y u^9 + 48 u^6 v x^5 y u^9 + 9 x^4 y^2 u^9 - 20 u x^4 y^2 u^9 - 144 u^2 x^4 y^2 u^9 + 48 u^4 x^4 y^2 u^9 - 2 v x^4 y^2 u^9 - 192 u v x^4 y^2 u^9 + 144 u^2 v x^4 y^2 u^9 - 384 u^3 v x^4 y^2 u^9 - 48 v^2 x^4 y^2 u^9 - 144 u v^2 x^4 y^2 u^9 +$   
 $288 u^2 v^2 x^4 y^2 u^9 + 36 x^3 y^3 u^9 + 24 u x^3 y^3 u^9 + 48 u^2 x^3 y^3 u^9 - 48 u^3 x^3 y^3 u^9 + 24 v x^3 y^3 u^9 + 144 u^2 v x^3 y^3 u^9 + 192 u^3 v x^3 y^3 u^9 + 48 v^2 x^3 y^3 u^9 + 144 u v^2 x^3 y^3 u^9 - 576 u^2 v^2 x^3 y^3 u^9 - 48 v^3 x^3 y^3 u^9 - 192 u v^3 x^3 y^3 u^9 +$   
 $320 u^2 v^3 x^3 y^3 u^9 - 9 x^2 y^4 u^9 - 36 u x^2 y^4 u^9 + 24 v x^2 y^4 u^9 + 96 u v x^2 y^4 u^9 - 144 u^2 v x^2 y^4 u^9 + 96 v^2 x^2 y^4 u^9 + 12 v^3 x^2 y^4 u^9 - 48 u v^3 x^2 y^4 u^9 - 48 v^4 x^2 y^4 u^9 - 9 x^6 u^{10} + 10 u x^6 u^{10} + 72 u^2 x^6 u^{10} - 80 u^3 x^6 u^{10} -$   
 $80 u^4 x^6 u^{10} - 8 u^5 x^6 u^{10} - 12 v x^6 u^{10} + 144 u v x^6 u^{10} - 240 u^2 v x^6 u^{10} - 576 u^3 v x^6 u^{10} + 48 u^4 v x^6 u^{10} + 96 u^5 v x^6 u^{10} - 160 u^6 v x^6 u^{10} - 10 v x^5 y u^{10} + 144 u v x^5 y u^{10} - 240 u^2 v x^5 y u^{10} - 576 u^3 v x^5 y u^{10} - 800 u^4 v x^5 y u^{10} -$   
 $96 u^5 v x^5 y u^{10} + 48 u^6 v x^5 y u^{10} + 9 x^4 y^2 u^{10} - 20 u x^4 y^2 u^{10} - 144 u^2 x^4 y^2 u^{10} + 48 u^4 x^4 y^2 u^{10} - 2 v x^4 y^2 u^{10} - 192 u v x^4 y^2 u^{10} + 144 u^2 v x^4 y^2 u^{10} - 384 u^3 v x^4 y^2 u^{10} - 48 v^2 x^4 y^2 u^{10} - 144 u v^2 x^4 y^2 u^{10} + 288 u^2 v^2 x^4 y^2 u^{10} +$   
 $36 x^3 y^3 u^{10} + 24 u x^3 y^3 u^{10} + 48 u^2 x^3 y^3 u^{10} - 48 u^3 x^3 y^3 u^{10} + 24 v x^3 y^3 u^{10} + 144 u^2 v x^3 y^3 u^{10} + 192 u^3 v x^3 y^3 u^{10} + 48 v^2 x^3 y^3 u^{10} + 144 u v^2 x^3 y^3 u^{10} - 576 u^2 v^2 x^3 y^3 u^{10} - 48 v^3 x^3 y^3 u^{10} - 192 u v^3 x^3 y^3 u^{10} + 320 u^2 v^3 x^3 y^3 u^{10} -$   
 $9 x^2 y^4 u^{10} - 36 u x^2 y^4 u^{10} + 24 v x^2 y^4 u^{10} + 96 u v x^2 y^4 u^{10} - 144 u^2 v x^2 y^4 u^{10} + 96 v^2 x^2 y^4 u^{10} + 12 v^3 x^2 y^4 u^{10} - 48 u v^3 x^2 y^4 u^{10} - 48 v^4 x^2 y^4 u^{10} - 9 x^6 u^{11} + 10 u x^6 u^{11} + 72 u^2 x^6 u^{11} - 80 u^3 x^6 u^{11} - 80 u^4 x^6 u^{11} -$   
 $8 u^5 x^6 u^{11} - 12 v x^6 u^{11} + 144 u v x^6 u^{11} - 240 u^2 v x^6 u^{11} - 576 u^3 v x^6 u^{11} + 48 u^4 v x^6 u^{11} + 96 u^5 v x^6 u^{11} - 160 u^6 v x^6 u^{11} - 10 v x^5 y u^{11} + 144 u v x^5 y u^{11} - 240 u^2 v x^5 y u^{11} - 576 u^3 v x^5 y u^{11} - 800 u^4 v x^5 y u^{11} - 96 u^5 v x^5 y u^{11} +$   
 $48 u^6 v x^5 y u^{11} + 9 x^4 y^2 u^{11} - 20 u x^4 y^2 u^{11} - 144 u^2 x^4 y^2 u^{11} + 48 u^4 x^4 y^2 u^{11} - 2 v x^4 y^2 u^{11} - 192 u v x^4 y^2 u^{11} + 144 u^2 v x^4 y^2 u^{11} - 384 u^3 v x^4 y^2 u^{11} - 48 v^2 x^4 y^2 u^{11} - 144 u v^2 x^4 y^2 u^{11} + 288 u^2 v^2 x^4 y^2 u^{11} + 36 x^3 y^3 u^{11} +$   
 $24 u x^3 y^3 u^{11} + 48 u^2 x^3 y^3 u^{11} - 48 u^3 x^3 y^3 u^{11} + 24 v x^3 y^3 u^{11} + 144 u^2 v x^3 y^3 u^{11} + 192 u^3 v x^3 y^3 u^{11} + 48 v^2 x^3 y^3 u^{11} + 144 u v^2 x^3 y^3 u^{11} - 576 u^2 v^2 x^3 y^3 u^{11} - 48 v^3 x^3 y^3 u^{11} - 192 u v^3 x^3 y^3 u^{11} + 320 u^2 v^3 x^3 y^3 u^{11} -$   
 $9 x^2 y^4 u^{11} - 36 u x^2 y^4 u^{11} + 24 v x^2 y^4 u^{11} + 96 u v x^2 y^4 u^{11} - 144 u^2 v x^2 y^4 u^{11} + 96 v^2 x^2 y^4 u^{11} + 12 v^3 x^2 y^4 u^{11} - 48 u v^3 x^2 y^4 u^{11} - 48 v^4 x^2 y^4 u^{11} - 9 x^6 u^{12} + 10 u x^6 u^{12} + 72 u^2 x^6 u^{12} - 80 u^3 x^6 u^{12} - 80 u^4 x^6 u^{12} - 8 u^5 x^6 u^{12} -$   
 $12 v x^6 u^{12} + 144 u v x^6 u^{12} - 240 u^2 v x^6 u^{12} - 576 u^3 v x^6 u^{12} + 48 u^4 v x^6 u^{12} + 96 u^5 v x^6 u^{12} - 160 u^6 v x^6 u^{12} - 10 v x^5 y u^{12} + 144 u v x^5 y u^{12} - 240 u^2 v x^5 y u^{12} - 576 u^3 v x^5 y u^{12} - 800 u^4 v x^5 y u^{12} - 96 u^5 v x^5 y u^{12} + 48 u^6 v x^5 y u^{12} +$   
 $9 x^4 y^2 u^{12} - 20 u x^4 y^2 u^{12} - 144 u^2 x^4 y^2 u^{12} + 48 u^4 x^4 y^2 u^{12} - 2 v x^4 y^2 u^{12} - 192 u v x^4 y^2 u^{12} + 144 u^2 v x^4 y^2 u^{12} - 384 u^3 v x^4 y^2 u^{12} - 48 v^2 x^4 y^2 u^{12} - 144 u v^2 x^4 y^2 u^{12} + 288 u^2 v^2 x^4 y^2 u^{12} + 36 x^3 y^3 u^{12} + 24 u x^3 y^3 u^{12} +$   
 $48 u^2 x^3 y^3 u^{12} - 48 u^3 x^3 y^3 u^{12} + 24 v x^3 y^3 u^{12} + 144 u^2 v x^3 y^3 u^{12} + 192 u^3 v x^3 y^3 u^{12} + 48 v^2 x^3 y^3 u^{12} + 144 u v^2 x^3 y^3 u^{12} - 576 u^2 v^2 x^3 y^3 u^{12} - 48 v^3 x^3 y^3 u^{12} - 192 u v^3 x^3 y^3 u^{12} + 320 u^2 v^3 x^3 y^3 u^{12} - 9 x^2 y^4 u^{12} -$   
 $36 u x^2 y^4 u^{12} + 24 v x^2 y^4 u^{12} + 96 u v x^2 y^4 u^{12} - 144 u^2 v x^2 y^4 u^{12} + 96 v^2 x^2 y^4 u^{12} + 12 v^3 x^2 y^4 u^{12} - 48 u v^3 x^2 y^4 u^{12} - 48 v^4 x^2 y^4 u^{12} - 9 x^6 u^{13} + 10 u x^6 u^{13} + 72 u^2 x^6 u^{13} - 80 u^3 x^6 u^{13} - 80 u^4 x^6 u^{13} - 8 u^5 x^6 u^{13} - 12 v x^6 u^{13} +$   
 $144 u v x^6 u^{13} - 240 u^2 v x^6 u^{13} - 576 u^3 v x^6 u^{13} + 48 u^4 v x^6 u^{13} + 96 u^5 v x^6 u^{13} - 160 u^6 v x^6 u^{13} - 10 v x^5 y u^{13} + 144 u v x^5 y u^{13} - 240 u^2 v x^5 y u^{13} - 576 u^3 v x^5 y u^{13} - 800 u^4 v x^5 y u^{13} - 96 u^5 v x^5 y u^{13} + 48 u^6 v x^5 y u^{13} + 9 x^4 y^2 u^{13} -$   
 $20 u x^4 y^2 u^{13} - 144 u^2 x^4 y^2 u^{13} + 48 u^4 x^4 y^2 u^{13} - 2 v x^4 y^2 u^{13} - 192 u v x^4 y^2 u^{13} + 144 u^2 v x^4 y^2 u^{13} - 384 u^3 v x^4 y^2 u^{13} - 48 v^2 x^4 y^2 u^{13} - 144 u v^2 x^4 y^2 u^{13} + 288 u^2 v^2 x^4 y^2 u^{1$

Polynomial  $H^*(x, y, u, v)$  in the case  $(r, s, t) = (1, 1, 3)$ ,  $\tau = \sigma$ :

(A.1)

$$\begin{aligned}
H^*(x, y, u, v) = & 32u^4x^4 - 12u\sigma^4x^4 - 10\sigma^4x^4 + 24u\sigma^3x^4 + 20\sigma^3x^4 - 16u^2x^4 - 16u^3\sigma^2x^4 + 24u^2\sigma^2x^4 \\
& + 24u\sigma^2x^4 + 16u^3\sigma x^4 - 24u^2\sigma x^4 - 36u\sigma x^4 - 10\sigma x^4 + 2x^4 + 12uy\sigma^4x^3 - 12vy\sigma^4x^3 + 4y\sigma^4x^3 \\
& - 24uy\sigma^3x^3 + 24vy\sigma^3x^3 - 8y\sigma^3x^3 + 16u^3y\sigma^2x^3 - 48u^2vy\sigma^2x^3 + 48uvy\sigma^2x^3 + 24vy\sigma^2x^3 \\
& - 24u^3yx^3 - 4u^2yx^3 + 6uyx^3 + 128u^3vyx^3 - 32uvyx^3 + yx^3 - 16u^3y\sigma x^3 + 12uy\sigma x^3 + 48u^2vy\sigma x^3 \\
& - 48uvy\sigma x^3 - 36vy\sigma x^3 + 4y\sigma x^3 + 12uy^2\sigma^4x^2 + 12vy^2\sigma^4x^2 + 12y^2\sigma^4x^2 - 24uy^2\sigma^3x^2 \\
& - 24vy^2\sigma^3x^2 - 24y^2\sigma^3x^2 - 16u^2y^2x^2 + 192u^2v^2y^2x^2 - 16v^2y^2x^2 - 12uy^2x^2 - 72u^2vy^2x^2 - 8uvy^2x^2 \\
& + 6vy^2x^2 - 6y^2x^2 - 24u^2y^2\sigma^2x^2 - 48uv^2y^2\sigma^2x^2 + 24v^2y^2\sigma^2x^2 + 48u^2vy^2\sigma^2x^2 + 24u^2y^2\sigma x^2 \\
& + 48uv^2y^2\sigma x^2 - 24v^2y^2\sigma x^2 + 12uy^2\sigma x^2 - 48u^2vy^2\sigma x^2 + 12vy^2\sigma x^2 + 12y^2\sigma x^2 - 12uy^3\sigma^4x + 12vy^3\sigma^4x \\
& + 4y^3\sigma^4x + 128uv^3y^3x - 72uv^2y^3x - 4v^2y^3x + 6uy^3x - 32uvy^3x - 12vy^3x + y^3x + 24uy^3\sigma^3x \\
& - 24vy^3\sigma^3x - 8y^3\sigma^3x - 16v^3y^3\sigma^2x + 48uv^2y^3\sigma^2x - 24uy^3\sigma^2x - 48uvy^3\sigma^2x \\
& + 16v^3y^3\sigma x - 48uv^2y^3\sigma x + 12uy^3\sigma x + 48uvy^3\sigma x + 12vy^3\sigma x + 4y^3\sigma x + 32v^4y^4 - 24v^3y^4 - 16v^2y^4 \\
& + 6vy^4 + 2y^4 - 12vy^4\sigma^4 - 10y^4\sigma^4 + 24vy^4\sigma^3 + 20y^4\sigma^3 + 16v^3y^4\sigma^2 - 24v^2y^4\sigma^2 - 24vy^4\sigma^2 \\
& - 16v^3y^4\sigma + 24v^2y^4\sigma + 12vy^4\sigma - 10y^4\sigma
\end{aligned}$$

Polynomial  $H^*(x, y, u, v)$  in the case  $(r, s, t) = (1, 1, 3)$ ,  $\tau = 1 - \sigma$ :

(A.2)

$$\begin{aligned}
H^*(x, y, u, v) = & 32u^4x^4 - 12u\sigma^4x^4 - 10\sigma^4x^4 - 24u^3x^4 + 24u\sigma^3x^4 + 20\sigma^3x^4 - 16u^2x^4 + 16u^3\sigma^2x^4 - 24u^2\sigma^2x^4 \\
& - 24u\sigma^2x^4 + 6ux^4 - 16u^3\sigma x^4 + 24u^2\sigma x^4 + 12u\sigma x^4 - 10\sigma x^4 + 2x^4 + 12uy\sigma^4x^3 - 12vy\sigma^4x^3 \\
& + 4y\sigma^4x^3 - 24uy\sigma^3x^3 + 24vy\sigma^3x^3 - 8y\sigma^3x^3 - 16u^3y\sigma^2x^3 + 48u^2vy\sigma^2x^3 - 48uvy\sigma^2x^3 - 24vy\sigma^2x^3 \\
& - 4u^2yx^3 - 12uyx^3 + 128u^3vyx^3 - 72u^2vyx^3 - 32uvyx^3 + 6vyx^3 + yx^3 + 16u^3y\sigma x^3 \\
& + 12uy\sigma x^3 - 48u^2vy\sigma x^3 + 48uvy\sigma x^3 + 12vy\sigma x^3 + 4y\sigma x^3 + 12uy^2\sigma^4x^2 + 12vy^2\sigma^4x^2 + 12y^2\sigma^4x^2 \\
& - 24uy^2\sigma^3x^2 - 24vy^2\sigma^3x^2 - 24y^2\sigma^3x^2 - 16u^2y^2x^2 + 192u^2v^2y^2x^2 - 72uv^2y^2x^2 - 16v^2y^2x^2 + 6uy^2x^2 \\
& - 8uvy^2x^2 - 12vy^2x^2 - 6y^2x^2 + 24u^2y^2\sigma^2x^2 + 48uv^2y^2\sigma^2x^2 - 24v^2y^2\sigma^2x^2 - 48u^2vy^2\sigma^2x^2 \\
& - 24u^2y^2\sigma x^2 - 48uv^2y^2\sigma x^2 + 24v^2y^2\sigma x^2 + 12uy^2\sigma x^2 + 48u^2vy^2\sigma x^2 + 12vy^2\sigma x^2 \\
& + 12y^2\sigma x^2 - 12uy^3\sigma^4x + 12vy^3\sigma^4x + 4y^3\sigma^4x + 128uv^3y^3x - 24v^3y^3x - 4v^2y^3x - 32uvy^3x + 6vy^3x \\
& + y^3x + 24uy^3\sigma^3x - 24vy^3\sigma^3x - 8y^3\sigma^3x + 16v^3y^3\sigma^2x - 48uv^2y^3\sigma^2x + 24uy^3\sigma^2x + 48uvy^3\sigma^2x \\
& - 16v^3y^3\sigma x + 48uv^2y^3\sigma x - 36uy^3\sigma x - 48uvy^3\sigma x + 12vy^3\sigma x + 4y^3\sigma x + 32v^4y^4 \\
& - 16v^2y^4 + 2y^4 - 12vy^4\sigma^4 - 10y^4\sigma^4 + 24vy^4\sigma^3 + 20y^4\sigma^3 - 16v^3y^4\sigma^2 + 24v^2y^4\sigma^2 + 24vy^4\sigma^2 \\
& + 16v^3y^4\sigma - 24v^2y^4\sigma - 36vy^4\sigma - 10y^4\sigma
\end{aligned}$$

$$\begin{aligned}
& \frac{t_{0,-2} t_{0,1} t_{0,4}}{t_{0,0} t_{0,3}} + \frac{t_{-1,0} t_{0,-2} t_{0,4} t_{1,0}}{t_{0,-1} t_{0,0} t_{0,3}} + \frac{t_{-1,-1} t_{0,4} t_{1,-2} t_{1,0}}{t_{0,-1} t_{0,3} t_{1,-1}} + \frac{t_{1,3} t_{0,-2} t_{0,1} t_{1,3}}{t_{0,0} t_{0,2} t_{0,3}} + \frac{t_{-1,0} t_{-1,3} t_{0,-2} t_{1,0} t_{1,3}}{t_{0,-1} t_{0,0} t_{0,2} t_{0,3}} + \frac{t_{-1,-1} t_{-1,3} t_{1,-2} t_{1,0} t_{1,3}}{t_{0,-1} t_{0,2} t_{0,3} t_{1,-1}} + \\
& \frac{t_{-2,1} t_{0,-2} t_{1,0} t_{1,3}}{t_{-1,1} t_{0,-1} t_{1,2}} + \frac{t_{-1,0} t_{-1,2} t_{0,-2} t_{1,0} t_{1,3}}{t_{-1,1} t_{0,-1} t_{0,1} t_{1,2}} + \frac{t_{2,0} t_{1,-2} t_{1,0} t_{1,3}}{t_{1,1,0} t_{1,-1} t_{1,2}} + \frac{t_{-2,1} t_{-1,-1} t_{0,0} t_{1,-2} t_{1,0} t_{1,3}}{t_{-1,-1} t_{-1,2} t_{0,0} t_{1,-2} t_{1,0} t_{1,3}} + \\
& \frac{t_{-1,1} t_{0,-1} t_{1,2}}{t_{1,2} t_{0,-2} t_{1,1} t_{1,3}} + \frac{t_{-1,0} t_{1,2} t_{0,-2} t_{1,0} t_{1,3}}{t_{-1,-1} t_{0,-1} t_{0,1} t_{1,2}} + \frac{t_{1,1,0} t_{1,-1} t_{1,2}}{t_{1,-1} t_{0,-1} t_{0,1} t_{1,-1} t_{1,2}} + \frac{t_{-1,0} t_{-1,1} t_{0,-1} t_{1,-1} t_{1,2}}{t_{-1,-1} t_{0,-1} t_{0,1} t_{1,-1} t_{1,2}} + \\
& \frac{t_{0,0} t_{0,2} t_{1,2}}{t_{2,1} t_{-1,-1} t_{0,0} t_{1,3} t_{2,-1}} + \frac{t_{0,-1} t_{0,0} t_{0,1} t_{0,2} t_{1,2}}{t_{-1,-1} t_{-1,2} t_{0,0} t_{1,3} t_{2,-1}} + \frac{t_{0,-1} t_{0,1} t_{0,2} t_{1,-1} t_{1,2}}{t_{-1,-1} t_{-1,2} t_{1,1} t_{1,3} t_{2,-1}} + \frac{t_{0,3} t_{1,-1}}{t_{1,2} t_{0,-2} t_{2,2}} + \frac{t_{0,2} t_{0,3} t_{1,-1}}{t_{-1,0} t_{-1,2} t_{0,-2} t_{1,0} t_{2,2}} + \\
& \frac{t_{-2,0} t_{0,-1} t_{1,3} t_{2,-1}}{t_{1,0} t_{-1,1} t_{1,-1} t_{1,2}} + \frac{t_{-1,-1} t_{-1,2} t_{0,0} t_{1,3} t_{2,-1}}{t_{-1,1} t_{0,1} t_{1,-1} t_{1,2}} + \frac{t_{0,1} t_{0,2} t_{1,-1} t_{1,2}}{t_{-1,0} t_{0,2} t_{1,-2} t_{1,0} t_{2,2}} + \frac{t_{0,0} t_{1,2}}{t_{-2,1} t_{-1,-1} t_{0,0} t_{0,2} t_{1,-2} t_{1,0} t_{2,2}} + \\
& \frac{t_{-1,-1} t_{-1,2} t_{1,-2} t_{1,0} t_{2,2}}{t_{0,-1} t_{0,1} t_{1,-1} t_{1,2}} + \frac{t_{-1,1} t_{0,-1} t_{1,1} t_{1,2}}{t_{-1,0} t_{-1,2} t_{0,-2} t_{0,2} t_{1,0} t_{2,2}} + \frac{t_{-1,1} t_{0,-1} t_{0,1} t_{1,1} t_{1,2}}{t_{-1,0} t_{-1,2} t_{0,-2} t_{0,2} t_{1,0} t_{2,2}} + \frac{t_{-1,0} t_{1,-1} t_{1,1} t_{1,2}}{t_{-2,1} t_{-1,-1} t_{0,0} t_{0,2} t_{1,-2} t_{1,0} t_{2,2}} + \\
& \frac{t_{-1,-1} t_{-1,2} t_{0,0} t_{0,2} t_{1,-2} t_{1,0} t_{2,2}}{t_{0,-1} t_{0,1} t_{1,-1} t_{1,2}} + \frac{t_{-1,-1} t_{-1,2} t_{2,-1} t_{2,2}}{t_{-1,1} t_{0,-1} t_{0,1} t_{1,1} t_{1,2}} + \frac{t_{-2,0} t_{0,-1} t_{0,2} t_{2,-1} t_{2,2}}{t_{-1,1} t_{0,-1} t_{0,1} t_{1,-1} t_{1,2}} + \frac{t_{-2,1} t_{-1,-1} t_{0,0} t_{0,2} t_{2,-1} t_{2,2}}{t_{-1,-1} t_{-1,2} t_{0,0} t_{0,2} t_{2,-1} t_{2,2}} + \\
& \frac{t_{-1,1} t_{0,-1} t_{0,1} t_{1,-1} t_{1,2}}{t_{1,1,0} t_{1,-1} t_{1,2}} + \frac{t_{0,1} t_{1,-1} t_{1,2}}{t_{-2,1} t_{-1,-1} t_{0,0} t_{1,2} t_{2,2}} + \frac{t_{-1,0} t_{1,-1} t_{1,1} t_{1,2}}{t_{-2,0} t_{0,-1} t_{0,1} t_{2,-1} t_{2,2}} + \frac{t_{-1,0} t_{-1,1} t_{1,-1} t_{1,1} t_{1,2}}{t_{-1,0} t_{-1,2} t_{0,-2} t_{2,0} t_{2,2}} + \frac{t_{-1,1} t_{0,-1} t_{1,-1} t_{1,1} t_{1,2}}{t_{-2,1} t_{0,-2} t_{0,1} t_{2,0} t_{2,2}} + \\
& \frac{t_{2,0} t_{2,-1} t_{2,2}}{t_{0,0} t_{2,1}} + \frac{t_{-1,-1} t_{1,0} t_{2,1}}{t_{-1,1} t_{0,-1} t_{1,1} t_{2,1}} + \frac{t_{-1,0} t_{-1,1} t_{1,0} t_{2,1}}{t_{-1,0} t_{0,0} t_{1,0} t_{2,1}} + \frac{t_{-1,1} t_{0,-1} t_{1,1} t_{2,1}}{t_{-1,1} t_{0,-1} t_{1,1} t_{2,1}} + \frac{t_{-1,1} t_{0,-1} t_{1,1} t_{2,1}}{t_{-1,1} t_{0,-1} t_{1,1} t_{2,1}} + \\
& \frac{t_{-1,-1} t_{-1,2} t_{0,0} t_{1,-2} t_{2,0} t_{2,2}}{t_{1,1,0} t_{1,-1} t_{1,1} t_{2,1}} + \frac{t_{-1,0} t_{1,-1} t_{1,1} t_{2,1}}{t_{-1,0} t_{-1,1} t_{0,-1} t_{1,-1} t_{1,1} t_{2,1}} + \frac{t_{-1,0} t_{-1,1} t_{0,-1} t_{1,-1} t_{1,1} t_{2,1}}{t_{-1,1} t_{1,-1} t_{1,0} t_{1,1} t_{2,1}} + \frac{t_{-1,1} t_{1,-1} t_{1,0} t_{1,1} t_{2,1}}{t_{-1,1} t_{0,-1} t_{1,-1} t_{2,1}} + \\
& \frac{t_{2,0} t_{0,-1} t_{0,1} t_{2,-1} t_{2,0} t_{2,2}}{t_{1,0} t_{1,-1} t_{1,0} t_{1,1} t_{2,1}} + \frac{t_{-1,0} t_{-1,1} t_{1,-1} t_{1,0} t_{1,1} t_{2,1}}{t_{-1,0} t_{-1,1} t_{0,-1} t_{1,-1} t_{1,1} t_{2,1}} + \frac{t_{-1,0} t_{-1,2} t_{0,-2} t_{3,1}}{t_{-1,1} t_{0,-1} t_{2,1}} + \frac{t_{-2,1} t_{0,-2} t_{0,1} t_{3,1}}{t_{-1,-1} t_{-1,2} t_{0,0} t_{1,-2} t_{0,1} t_{3,1}} + \\
& \frac{t_{-1,0} t_{1,-1} t_{1,0} t_{1,1} t_{2,1}}{t_{2,0} t_{0,1} t_{1,-2} t_{3,1}} + \frac{t_{-2,1} t_{-1,-1} t_{0,0} t_{0,1} t_{1,-2} t_{3,1}}{t_{-1,-1} t_{-1,2} t_{0,0} t_{2,-1} t_{3,1}} + \frac{t_{-1,-1} t_{-1,2} t_{0,0} t_{2,-1} t_{3,1}}{t_{2,0} t_{0,-1} t_{0,1} t_{2,-1} t_{3,1}} + \frac{t_{2,0} t_{0,-1} t_{0,1} t_{2,-1} t_{3,1}}{t_{-2,1} t_{-1,-1} t_{0,0} t_{0,1} t_{2,-1} t_{3,1}} + \frac{t_{-2,1} t_{-1,-1} t_{0,0} t_{0,1} t_{2,-1} t_{3,1}}{t_{-1,1} t_{0,-1} t_{1,-1} t_{2,1}} + \\
& \frac{t_{-1,0} t_{1,-1} t_{1,0} t_{1,1} t_{2,1}}{t_{2,0} t_{0,1} t_{1,-2} t_{3,1}} + \frac{t_{-1,0} t_{1,-1} t_{1,0} t_{2,1}}{t_{-2,1} t_{-1,-1} t_{0,0} t_{1,1} t_{2,-1} t_{3,1}} + \frac{t_{-1,0} t_{1,-1} t_{1,0} t_{2,1}}{t_{-2,0} t_{0,-1} t_{0,1} t_{1,1} t_{2,-1} t_{3,1}} + \frac{t_{-1,0} t_{1,-1} t_{1,0} t_{2,1}}{t_{-2,0} t_{0,-1} t_{0,1} t_{1,1} t_{2,-1} t_{3,1}} + \frac{t_{-1,0} t_{1,-1} t_{1,0} t_{2,1}}{t_{-1,1} t_{2,0} t_{3,0}} + \\
& \frac{t_{0,0} t_{2,0} t_{2,1}}{t_{2,1} t_{-1,-1} t_{0,1} t_{3,-1} t_{3,1}} + \frac{t_{-1,1} t_{1,0} t_{2,0} t_{2,1}}{t_{-2,0} t_{0,-1} t_{0,1} t_{3,-1} t_{3,1}} + \frac{t_{-1,0} t_{-1,1} t_{1,0} t_{2,0} t_{2,1}}{t_{-2,0} t_{1,0} t_{3,-1} t_{3,1}} + \frac{t_{-1,-1} t_{-1,2} t_{4,0}}{t_{-1,1} t_{3,0}} + \frac{t_{2,1} t_{-1,-1} t_{0,1} t_{4,0}}{t_{-1,0} t_{-1,1} t_{3,0}} + \frac{t_{-2,0} t_{0,-1} t_{0,1} t_{4,0}}{t_{-1,0} t_{0,0} t_{3,0}} + \frac{t_{2,0} t_{1,0} t_{4,0}}{t_{0,0} t_{3,0}}
\end{aligned}$$

FIGURE 44. Exact solution  $T_{0,0,4}$  of the  $(r, s, t) = (1, 1, 3)$ -slanted  $T$ -system in terms of initial data  $t_{i,j}$







APPENDIX C. THE CASE  $(r, s, t) = (3, 3, 5)$ Polynomial  $H$  for the case  $(r, s, t) = (3, 3, 5)$ ,  $\sigma = \tau$ :

$$\begin{aligned}
& H(x, y, u, v)_{\tau=\sigma} = 8192(2ux + x + 2vy - y)(2ux - x + 2vy + y) (-2x\sigma^2 + 2y\sigma^2 + 2x\sigma - 2y\sigma + 2ux + 2x + 2vy + 3y) (-2x\sigma^2 + 2y\sigma^2 + 2x\sigma - 2y\sigma + 8ux - 3x + 8vy - 2y) \\
& \times (4u^2x^2 + 4u\sigma^2x^2 + \sigma^2x^2 + 2ux^2 - 4u\sigma x^2 - \sigma x^2 - 4uy\sigma^2x + 4vy\sigma^2x - 2y\sigma^2x - 2uyx + 8uyx + 2vyx + 4uy\sigma x - 4vy\sigma x + 2y\sigma x + 4v^2y^2 - 2vy^2 - 4vy^2\sigma^2 + y^2\sigma^2 + 4vy^2\sigma - y^2\sigma^2) \\
& \times (512u^6x^6 + 320u^5x^6 - 480u^4x^6 + 480u^3\sigma^4x^6 - 512u^2\sigma^4x^6 + 166u\sigma^4x^6 - 17\sigma^4x^6 - 64u^3x^6 - 960u^2\sigma^3x^6 + 1024u\sigma^3x^6 - 332u\sigma^3x^6 + 34\sigma^3x^6 + 96u^2x^6 + 384u\sigma^2x^6 \\
& + 768u\sigma^2x^6 - 400u\sigma^2x^6 - 424u\sigma^2x^6 + 234u\sigma^2x^6 - 23\sigma^2x^6 - 4ux^6 - 384u^4\sigma x^6 - 768u^4\sigma x^6 + 880u^4\sigma x^6 - 88u^2\sigma x^6 - 68u\sigma x^6 + 6\sigma x^6 - 2x^6 - 480u^3y\sigma^4x^5 \\
& + 768u^2y\sigma^4x^5 - 370uy\sigma^4x^5 + 1440u^2vy\sigma^4x^5 - 1024uyv\sigma^4x^5 + 166vy\sigma^4x^5 + 52y\sigma^4x^5 + 960u^3y\sigma^3x^5 - 1536u^2y\sigma^3x^5 + 740uy\sigma^3x^5 - 2880u^2vy\sigma^3x^5 + 2048uyv\sigma^3x^5 - 332vy\sigma^3x^5 \\
& - 104y\sigma^3x^5 - 384u^3y\sigma^2x^5 + 384u^3y\sigma^2x^5 + 80u^3y\sigma^2x^5 + 576u^2y\sigma^2x^5 - 510uy\sigma^2x^5 + 1920u^4vy\sigma^2x^5 + 3072u^4vy\sigma^2x^5 - 1200u^2vy\sigma^2x^5 - 848uyv\sigma^2x^5 \\
& + 234vy\sigma^2x^5 + 88y\sigma^2x^5 + 640u^4yx^5 + 160u^4yx^5 - 48u^3yx^5 - 184u^3yx^5 + 20uyx^5 + 3072u^5vyx^5 + 1600u^4vyx^5 - 1920u^3vyx^5 - 192u^2vyx^5 + 192uyx^5 - 4vyx^5 + 12yx^5 \\
& + 384u^4y\sigma x^5 - 384u^4y\sigma x^5 - 560u^4y\sigma x^5 + 192u^2y\sigma x^5 + 140uy\sigma x^5 - 1920u^4vy\sigma x^5 - 3072u^4vy\sigma x^5 + 2640u^2vy\sigma x^5 - 176uyv\sigma x^5 - 68vy\sigma x^5 - 36y\sigma x^5 - 480u^3y^2\sigma^4x^4 \\
& - 32u^2y^2\sigma^4x^4 + 1440u^2y^2\sigma^4x^4 - 512u^2y^2\sigma^4x^4 + 220uy^2\sigma^4x^4 - 1440u^2vy^2\sigma^4x^4 + 1536uy^2\sigma^4x^4 - 370vy^2\sigma^4x^4 - 55y^2\sigma^4x^4 + 960u^4y^2\sigma^3x^4 + 64u^2y^2\sigma^3x^4 \\
& - 2880u^2y^2\sigma^3x^4 + 1024u^2y^2\sigma^3x^4 - 440uy^2\sigma^3x^4 + 2880u^2vy^2\sigma^3x^4 - 3072uyv^2\sigma^3x^4 + 740vy^2\sigma^3x^4 + 110y^2\sigma^3x^4 - 480u^4y^2x^4 + 288u^2y^2x^4 + 176u^2y^2x^4 + 7680u^4v^2y^2x^4 \\
& + 3200u^3v^2y^2x^4 - 2880u^2v^2y^2x^4 - 192u^2v^2y^2x^4 + 96v^2y^2x^4 - 40uy^2x^4 + 3200u^4vy^2x^4 + 640u^3vy^2x^4 - 144u^2vy^2x^4 - 368uyv^2x^4 + 20vy^2x^4 - 30y^2x^4 - 1152u^4y^2\sigma^2x^4 \\
& - 560u^3y^2\sigma^2x^4 + 416u^3y^2\sigma^2x^4 + 3840u^3v^2y^2\sigma^2x^4 + 4608u^2v^2y^2\sigma^2x^4 - 1200uv^2y^2\sigma^2x^4 - 424v^2y^2\sigma^2x^4 + 300uy^2\sigma^2x^4 - 1920u^4vy^2\sigma^2x^4 + 1536u^3vy^2\sigma^2x^4 + 240u^2vy^2\sigma^2x^4 \\
& + 1152uyv^2\sigma^2x^4 - 510vy^2\sigma^2x^4 - 145y^2\sigma^2x^4 + 1152u^4y^2\sigma x^4 + 80u^3y^2\sigma x^4 - 448u^2y^2\sigma x^4 - 3840u^3v^2y^2\sigma x^4 - 4608u^2v^2y^2\sigma x^4 + 2640uy^2y^2\sigma x^4 - 88u^2y^2\sigma x^4 - 80uy^2\sigma x^4 + 1920u^4vy^2\sigma x^4 \\
& - 1536u^3vy^2\sigma x^4 - 1680u^2vy^2\sigma x^4 + 384uyv^2\sigma x^4 + 140vy^2\sigma x^4 + 90y^2\sigma x^4 + 480u^3y^3\sigma^4x^3 + 480u^3y^3\sigma^4x^3 - 192u^2y^3\sigma^4x^3 - 1440u^2y^3\sigma^4x^3 + 768u^2y^3\sigma^4x^3 - 100uy^3\sigma^4x^3 - 1440u^2vy^3\sigma^4x^3 \\
& - 64uy^3\sigma^4x^3 + 220u^3y^3\sigma^4x^3 + 40y^3\sigma^4x^3 - 176u^3y^3x^3 + 10240u^3v^3y^3x^3 + 3200u^2v^3y^3x^3 - 1920uv^3y^3x^3 - 64v^3y^3x^3 - 184u^2y^3x^3 + 6400u^3v^3y^3x^3 + 960u^2v^3y^3x^3 - 144u^2v^3y^3x^3 \\
& + 40uy^3x^3 - 1920u^3vy^3x^3 + 864u^2vy^3x^3 + 352uyv^3x^3 - 40vy^3x^3 + 40y^3x^3 - 960u^3y^3\sigma^3x^3 - 960u^3y^3\sigma^3x^3 + 384u^2y^3\sigma^3x^3 + 2880uv^3y^3\sigma^3x^3 - 1536u^2y^3\sigma^3x^3 + 200uy^3\sigma^3x^3 + 2880u^2vy^3\sigma^3x^3 \\
& + 128uyv^3\sigma^3x^3 - 440vy^3\sigma^3x^3 - 80y^3\sigma^3x^3 + 880u^3y^3\sigma^2x^3 + 3840u^2v^3y^3\sigma^2x^3 + 3072uv^3y^3\sigma^2x^3 - 400u^3y^3\sigma^2x^3 - 864u^2y^3\sigma^2x^3 - 3840u^3v^3y^3\sigma^2x^3 + 2304u^2v^3y^3\sigma^2x^3 + 240u^2v^3y^3\sigma^2x^3 \\
& + 576u^3y^3\sigma^2x^3 - 180uy^3\sigma^2x^3 - 4608u^3vy^3\sigma^2x^3 - 1680u^2vy^3\sigma^2x^3 + 832uyv^3\sigma^2x^3 + 300uy^3\sigma^2x^3 + 160y^3\sigma^2x^3 - 400u^3y^3\sigma x^3 - 3840u^2v^3y^3\sigma x^3 - 3072uv^3y^3\sigma x^3 + 880u^3y^3\sigma x^3 + 672u^2y^3\sigma x^3 \\
& + 3840u^3v^3y^3\sigma x^3 - 2304u^2v^3y^3\sigma x^3 - 1680uv^3y^3\sigma x^3 + 192u^2v^3y^3\sigma x^3 + 80uy^3\sigma x^3 + 4608u^3vy^3\sigma x^3 + 240u^2vy^3\sigma x^3 - 896uyv^3\sigma x^3 - 80uy^3\sigma x^3 - 120y^3\sigma x^3 + 7680u^2v^3y^3\sigma x^3 + 1600u^4y^4x^2 \\
& - 480u^4v^4y^4x^2 + 6400u^2v^4y^4x^2 + 6400u^3y^4x^2 - 48v^4y^4x^2 + 96u^4y^4x^2 - 2880u^2v^4y^4x^2 + 864u^2v^4y^4x^2 + 176v^4y^4x^2 - 20uy^4x^2 - 528u^2vy^4x^2 - 368uyv^4x^2 + 40vy^4x^2 - 30y^4x^2 - 480u^3y^4\sigma^4x^2 \\
& - 32u^2y^4\sigma^4x^2 - 1440u^3v^4y^4\sigma^4x^2 - 32u^2y^4\sigma^4x^2 + 190uy^4\sigma^4x^2 + 1440u^2vy^4\sigma^4x^2 - 384uyv^4\sigma^4x^2 - 100uy^4\sigma^4x^2 - 55y^4\sigma^4x^2 + 960u^3y^4\sigma^3x^2 + 64u^2y^4\sigma^3x^2 + 2880uv^4y^4\sigma^3x^2 + 64u^2y^4\sigma^3x^2 \\
& - 380uy^4\sigma^3x^2 - 2880u^2vy^4\sigma^3x^2 + 768uy^4\sigma^3x^2 + 200uy^4\sigma^3x^2 + 110y^4\sigma^3x^2 + 1920u^4v^4y^4\sigma^2x^2 + 768u^4y^4\sigma^2x^2 - 3840u^2v^4y^4\sigma^2x^2 + 1536uv^4y^4\sigma^2x^2 + 80v^4y^4\sigma^2x^2 + 296u^4y^4\sigma^2x^2 \\
& - 6912u^2v^4y^4\sigma^2x^2 - 1680u^3y^4\sigma^2x^2 + 416u^3y^4\sigma^2x^2 + 330uy^4\sigma^2x^2 + 2640u^2vy^4\sigma^2x^2 - 1728uyv^4\sigma^2x^2 - 180uy^4\sigma^2x^2 - 145y^4\sigma^2x^2 - 1920u^4v^4y^4\sigma x^2 + 768u^3y^4\sigma x^2 + 3840u^2v^4y^4\sigma x^2 \\
& - 1536uv^4y^4\sigma x^2 - 560u^3y^4\sigma x^2 - 328u^2y^4\sigma x^2 + 6912u^2v^4y^4\sigma x^2 + 240uv^4y^4\sigma x^2 - 448u^2y^4\sigma x^2 - 140uy^4\sigma x^2 - 1200u^2vy^4\sigma x^2 + 1344uyv^4\sigma x^2 + 80uy^4\sigma x^2 + 90y^4\sigma x^2 + 3072uv^4y^4\sigma x \\
& + 320v^4y^4\sigma x + 3200uv^4y^4\sigma x + 160u^4y^5\sigma x - 1920uv^3y^5\sigma x + 288u^3y^5\sigma x - 528uv^3y^5\sigma x - 184u^2y^5\sigma x + 4uy^5\sigma x + 192uv^5\sigma x - 20vy^5\sigma x + 12y^5\sigma x - 480v^3y^5\sigma x + 1440uv^2y^5\sigma x - 192u^2y^5\sigma x \\
& - 106uy^5\sigma x - 64uyv^5\sigma x + 190vy^5\sigma x + 52y^5\sigma x + 960v^3y^5\sigma x - 2880uv^2y^5\sigma x + 384u^2y^5\sigma x + 212uy^5\sigma x + 128uv^5\sigma x - 380v^5\sigma x - 104y^5\sigma x + 384v^3y^5\sigma x - 1920u^4y^5\sigma^2x \\
& + 384v^3y^5\sigma x - 4608uv^3y^5\sigma x - 560v^3y^5\sigma x + 2640u^2v^3y^5\sigma x - 864u^2v^3y^5\sigma x - 174uy^5\sigma x + 592uv^5\sigma x + 330vy^5\sigma x + 88y^5\sigma x - 384v^5y^5\sigma x + 1920u^4y^5\sigma x - 384v^5y^5\sigma x \\
& + 4608uv^3y^5\sigma x + 80v^3y^5\sigma x - 1200uv^2y^5\sigma x + 672u^2v^3y^5\sigma x + 68uy^5\sigma x - 656uv^5\sigma x - 140vy^5\sigma x - 36y^5\sigma x + 512u^4y^6\sigma + 640u^3y^6\sigma - 480u^4y^6\sigma - 176u^3y^6\sigma + 96u^2y^6\sigma + 4vy^6\sigma - 2y^6\sigma + 480u^3y^6\sigma^4 \\
& - 32u^2y^6\sigma^4 - 106uy^6\sigma^4 - 17y^6\sigma^4 - 960u^3y^6\sigma^3 + 64u^2y^6\sigma^3 + 212uy^6\sigma^3 + 34y^6\sigma^3 - 384u^3y^6\sigma^2 - 1152u^2y^6\sigma^2 + 880u^3y^6\sigma^2 + 296u^2y^6\sigma^2 - 174uy^6\sigma^2 - 23y^6\sigma^2 + 384u^3y^6\sigma + 1152u^2y^6\sigma \\
& - 400u^3y^6\sigma - 328u^2y^6\sigma + 68uy^6\sigma + 6y^6\sigma)
\end{aligned}$$

(C.1)

Polynomial  $H$  for the case of  $(r, s, t) = (3, 3, 5)$ ,  $\tau = 0$  and  $\sigma$  arbitrary:

$$\begin{aligned}
H(x, y, u, v)|_{\tau=0} &= 4096(2ux + x + 2vy - y)^2(2ux - x + 2vy + y)^2 \\
&\times (2ux + \sigma x + 2x + 2vy + 3y - y\sigma)(8ux + \sigma x - 3x + 8vy - 2y - y\sigma) \\
&\times (32u^4x^4 + 48u^3x^4 + 8u^2x^4 + 10u\sigma^2x^4 - \sigma^2x^4 - 4ux^4 - 16u^3\sigma x^4 - 40u^2\sigma x^4 \\
&- 2u\sigma x^4 + \sigma x^4 - 10uy\sigma^2x^3 + 10vy\sigma^2x^3 + 4y\sigma^2x^3 + 32u^3yx^3 + 24u^2yx^3 + 12uyx^3 \\
&+ 128u^3vyx^3 + 144u^2vyx^3 + 16uvyx^3 - 4vyx^3 + 16u^3y\sigma x^3 - 14uy\sigma x^3 - 48u^2vy\sigma x^3 \\
&- 80uvy\sigma x^3 - 2vy\sigma x^3 - 4y\sigma x^3 - 32u^2y^2x^2 + 192u^2v^2y^2x^2 + 144uv^2y^2x^2 + 8v^2y^2x^2 \\
&- 12uy^2x^2 + 96u^2vy^2x^2 + 48uvy^2x^2 + 12vy^2x^2 - 10uy^2\sigma^2x^2 - 10vy^2\sigma^2x^2 - 6y^2\sigma^2x^2 \\
&+ 40u^2y^2\sigma x^2 - 48uv^2y^2\sigma x^2 - 40v^2y^2\sigma x^2 + 34uy^2\sigma x^2 + 48u^2vy^2\sigma x^2 - 14vy^2\sigma x^2 + 6y^2\sigma x^2 \\
&+ 128uv^3y^3x + 48v^3y^3x + 96uv^2y^3x + 24v^2y^3x + 4uy^3x - 64uvy^3x - 12vy^3x + 10uy^3\sigma^2x \\
&- 10vy^3\sigma^2x + 4y^3\sigma^2x - 16v^3y^3\sigma x + 48uv^2y^3\sigma x - 18uy^3\sigma x + 80uvy^3\sigma x + 34vy^3\sigma x \\
&- 4y^3\sigma x + 32v^4y^4 + 32v^3y^4 - 32v^2y^4 + 4vy^4 + 10vy^4\sigma^2 - y^4\sigma^2 + 16v^3y^4\sigma + 40v^2y^4\sigma \\
&- 18vy^4\sigma + y^4\sigma) \\
(C.2) \quad &\times (128u^4x^4 + 16u^3x^4 - 32u^2x^4 + 24u^2\sigma^2x^4 - 10u\sigma^2x^4 - \sigma^2x^4 - 4ux^4 - 112u^3\sigma x^4 \\
&+ 16u^2\sigma x^4 + 18u\sigma x^4 + \sigma x^4 - 48u^2y\sigma^2x^3 + 10uy\sigma^2x^3 + 48uvy\sigma^2x^3 - 10vy\sigma^2x^3 + 4y\sigma^2x^3 \\
&- 96u^3yx^3 + 24u^2yx^3 + 12uyx^3 + 512u^3vyx^3 + 48u^2vyx^3 - 64uvyx^3 - 4vyx^3 \\
&+ 112u^3y\sigma x^3 + 48u^2y\sigma x^3 - 34uy\sigma x^3 - 336u^2vy\sigma x^3 + 32uvy\sigma x^3 + 18vy\sigma x^3 - 4y\sigma x^3 \\
&+ 8u^2y^2x^2 + 768u^2v^2y^2x^2 + 48uv^2y^2x^2 - 32v^2y^2x^2 - 12uy^2x^2 - 288u^2vy^2x^2 + 48uvy^2x^2 \\
&+ 12vy^2x^2 + 24u^2y^2\sigma^2x^2 + 24v^2y^2\sigma^2x^2 + 10uy^2\sigma^2x^2 - 96uvy^2\sigma^2x^2 + 10vy^2\sigma^2x^2 \\
&- 6y^2\sigma^2x^2 - 64u^2y^2\sigma x^2 - 336uv^2y^2\sigma x^2 + 16v^2y^2\sigma x^2 + 14uy^2\sigma x^2 + 336u^2vy^2\sigma x^2 \\
&+ 96uvy^2\sigma x^2 - 34vy^2\sigma x^2 + 6y^2\sigma x^2 + 512uv^3y^3x + 16v^3y^3x - 288uv^2y^3x + 24v^2y^3x \\
&+ 4uy^3x + 16uvy^3x - 12vy^3x - 48v^2y^3\sigma^2x - 10uy^3\sigma^2x + 48uvy^3\sigma^2x + 10vy^3\sigma^2x \\
&+ 4y^3\sigma^2x - 112v^3y^3\sigma x + 336uv^2y^3\sigma x + 48v^2y^3\sigma x + 2uy^3\sigma x - 128uvy^3\sigma x + 14vy^3\sigma x \\
&- 4y^3\sigma x + 128v^4y^4 - 96v^3y^4 + 8v^2y^4 + 4vy^4 + 24v^2y^4\sigma^2 - 10vy^4\sigma^2 - y^4\sigma^2 \\
&+ 112v^3y^4\sigma - 64v^2y^4\sigma + 2vy^4\sigma + y^4\sigma)
\end{aligned}$$

#### APPENDIX D. MATHEMATICA FILE FOR COMPUTATION IN THIS PAPER

The Mathematica files of the computations of this paper can be found at the following link:  
<https://uofi.box.com/s/qym61xgqaq70hb8dn90swafmjps85ux8>.

## REFERENCES

- [1] Yuliy Baryshnikov and Robin Pemantle. Asymptotics of multivariate sequences, part III: Quadratic points, 2011.
- [2] Alexei Borodin and Maurice Duits. Biased  $2 \times 2$  periodic Aztec diamond and an elliptic curve. *Probab. Theory Related Fields*, 187(1-2):259–315, 2023.
- [3] Mireille Bousquet-Mélou, James Propp, and Julian West. Perfect matchings for the three-term Gale-Robinson sequences. *Electron. J. Combin.*, 16(1):Research Paper 125, 37, 2009.
- [4] Sunil Chhita and Maurice Duits. On the domino shuffle and matrix refactorizations. *Comm. Math. Phys.*, 401(2):1417–1467, 2023.
- [5] Sunil Chhita and Kurt Johansson. Domino statistics of the two-periodic Aztec diamond. *Adv. Math.*, 294:37–149, 2016.
- [6] Henry Cohn, Noam Elkies, and James Propp. Local statistics for random domino tilings of the Aztec diamond. *Duke Math. J.*, 85(1):117–166, 1996.
- [7] F. Colomo and A. Sportiello. Arctic curves of the six-vertex model on generic domains: the tangent method. *J. Stat. Phys.*, 164(6):1488–1523, 2016.
- [8] Bryan Debin, Philippe Di Francesco, and Emmanuel Guitter. Arctic curves of the twenty-vertex model with domain wall boundaries. *J. Stat. Phys.*, 179(1):33–89, 2020.
- [9] Bryan Debin and Philippe Ruelle. Tangent method for the arctic curve arising from freezing boundaries. *J. Stat. Mech. Theory Exp.*, (12):123105, 15, 2019.
- [10] Philippe Di Francesco.  $T$ -systems, networks and dimers. *Comm. Math. Phys.*, 331(3):1237–1270, 2014.
- [11] Philippe Di Francesco. Arctic curves of the reflecting boundary six vertex and of the twenty vertex models. *J. Phys. A*, 54(35):Paper No. 355201, 61, 2021.
- [12] Philippe Di Francesco. Arctic curves of the 20V model on a triangle. *J. Phys. A*, 56(20):Paper No. 204001, 33, 2023.
- [13] Philippe Di Francesco and Emmanuel Guitter. Arctic curves for paths with arbitrary starting points: a tangent method approach. *J. Phys. A: Math. Theor.*, 51(35):355201, 2018. arXiv:1803.11463 [math-ph].
- [14] Philippe Di Francesco and Emmanuel Guitter. The arctic curve for aztec rectangles with defects via the tangent method. *Journal of Statistical Physics*, 176(3):639–678, Aug 2019. arXiv:1902.06478 [math-ph].
- [15] Philippe Di Francesco and Emmanuel Guitter. A tangent method derivation of the arctic curve for  $q$ -weighted paths with arbitrary starting points. *Journal of Physics A: Mathematical and Theoretical*, 52(11):115205, feb 2019. arXiv:1810.07936 [math-ph].
- [16] Philippe Di Francesco and Rinat Kedem. Positivity of the  $T$ -system cluster algebra. *Electron. J. Combin.*, 16(1):Research Paper 140, 39, 2009.
- [17] Philippe Di Francesco and Rinat Kedem.  $Q$ -systems as cluster algebras. II. Cartan matrix of finite type and the polynomial property. *Lett. Math. Phys.*, 89(3):183–216, 2009.
- [18] Philippe Di Francesco and Rinat Kedem.  $T$ -systems with boundaries from network solutions. *Electron. J. Combin.*, 20(1):Paper 3, 62, 2013.

- [19] Philippe Di Francesco and Matthew F. Lapa. Arctic curves in path models from the tangent method. *J. Phys. A*, 51(15):155202, 55, 2018.
- [20] Philippe Di Francesco and Rodrigo Soto-Garrido. Arctic curves of the octahedron equation. *J. Phys. A*, 47(28):285204, 34, 2014.
- [21] Michael Gekhtman, Michael Shapiro, Serge Tabachnikov, and Alek Vainshtein. Higher pentagram maps, weighted directed networks, and cluster dynamics. *Electron. Res. Announc. Math. Sci.*, 19:1–17, 2012.
- [22] Rei Inoue, Osamu Iyama, Bernhard Keller, Atsuo Kuniba, and Tomoki Nakanishi. Periodicities of T-systems and Y-systems, dilogarithm identities, and cluster algebras I: type  $B_r$ . *Publ. Res. Inst. Math. Sci.*, 49(1):1–42, 2013.
- [23] Rei Inoue, Osamu Iyama, Bernhard Keller, Atsuo Kuniba, and Tomoki Nakanishi. Periodicities of T-systems and Y-systems, dilogarithm identities, and cluster algebras II: types  $C_r$ ,  $F_4$ , and  $G_2$ . *Publ. Res. Inst. Math. Sci.*, 49(1):43–85, 2013.
- [24] Rei Inoue, Osamu Iyama, Atsuo Kuniba, Tomoki Nakanishi, and Junji Suzuki. Periodicities of T-systems and Y-systems. *Nagoya Math. J.*, 197:59–174, 2010.
- [25] William Jockusch, James Propp, and Peter Shor. Random domino tilings and the arctic circle theorem, 1998.
- [26] P. W. Kasteleyn. Dimer statistics and phase transitions. *J. Mathematical Phys.*, 4:287–293, 1963.
- [27] Rinat Kedem and Panupong Vichitkunakorn. T-systems and the pentagram map. *J. Geom. Phys.*, 87:233–247, 2015.
- [28] Richard Kenyon and Andrei Okounkov. Limit shapes and the complex Burgers equation. *Acta Math.*, 199(2):263–302, 2007.
- [29] Richard Kenyon, Andrei Okounkov, and Scott Sheffield. Dimers and amoebae. *Ann. of Math. (2)*, 163(3):1019–1056, 2006.
- [30] Atsuo Kuniba, Tomoki Nakanishi, and Junji Suzuki. Functional relations in solvable lattice models. I. Functional relations and representation theory. *Internat. J. Modern Phys. A*, 9(30):5215–5266, 1994.
- [31] Atsuo Kuniba, Tomoki Nakanishi, and Junji Suzuki. Functional relations in solvable lattice models. II. Applications. *Internat. J. Modern Phys. A*, 9(30):5267–5312, 1994.
- [32] Tomoki Nakanishi. Periodicities in cluster algebras and dilogarithm identities. In *Representations of algebras and related topics*, EMS Ser. Congr. Rep., pages 407–443. Eur. Math. Soc., Zürich, 2011.
- [33] Robin Pemantle and Mark C. Wilson. Asymptotics of multivariate sequences. II. Multiple points of the singular variety. *Combin. Probab. Comput.*, 13(4-5):735–761, 2004.
- [34] Robin Pemantle and Mark C. Wilson. Twenty combinatorial examples of asymptotics derived from multivariate generating functions. *SIAM Rev.*, 50(2):199–272, 2008.
- [35] Robin Pemantle and Mark C. Wilson. *Analytic combinatorics in several variables*, volume 140 of *Cambridge Studies in Advanced Mathematics*. Cambridge University Press, Cambridge, 2013.
- [36] Philippe Ruelle. Double tangent method for two-periodic Aztec diamonds. *J. Stat. Mech. Theory Exp.*, (12):Paper No. 123103, 44, 2022.
- [37] David E. Speyer. Perfect matchings and the octahedron recurrence. *J. Algebraic Combin.*, 25(3):309–348, 2007.

- [38] H. N. V. Temperley and Michael E. Fisher. Dimer problem in statistical mechanics—an exact result. *Philos. Mag.* (8), 6:1061–1063, 1961.

DEPARTMENT OF MATHEMATICS, UNIVERSITY OF ILLINOIS, URBANA, IL 61821, U.S.A.  
E-MAIL: PHILIPPE@ILLINOIS.EDU

DEPARTMENT OF MATHEMATICS, UNIVERSITY OF ILLINOIS, URBANA, IL 61821, U.S.A.  
E-MAIL: HVU@ILLINOIS.EDU