

Understanding Latent Timescales in Neural Ordinary Differential Equation Models for Advection-Dominated Dynamical Systems

Ashish S. Nair^{a,b,*}, Shivam Barwey^a, Pinaki Pal^a, Jonathan F. MacArt^b, Romit Maulik^{a,c}

^aArgonne National Laboratory, 9700 South Cass Avenue, Lemont, 60439, IL, USA

^bUniversity of Notre Dame, Holy Cross Dr, Notre Dame, 46556, IN, USA

^cPennsylvania State University, E327 Westgate Building, University Park, 16802, PA, USA

Abstract

The neural ordinary differential equation (ODE) framework has shown considerable promise in recent years in developing highly accelerated surrogate models for complex physical systems characterized by partial differential equations (PDEs). For PDE-based systems, state-of-the-art neural ODE strategies leverage a two-step procedure to achieve this acceleration: a nonlinear dimensionality reduction step provided by an autoencoder, and a time integration step provided by a neural-network based model for the resultant latent space dynamics (the neural ODE). This work explores the applicability of such autoencoder-based neural ODE strategies for PDEs in which advection terms play a critical role. More specifically, alongside predictive demonstrations, physical insight into the sources of model acceleration (i.e., how the neural ODE achieves its acceleration) is the scope of the current study. Such investigations are performed by quantifying the effects of both autoencoder and neural ODE components on latent system time-scales using eigenvalue analysis of dynamical system Jacobians. To this end, the sensitivity of various critical training parameters – de-coupled versus end-to-end training, latent space dimensionality, and the role of training trajectory length, for example – to both model accuracy and the discovered latent system timescales is quantified. This work specifically uncovers the key role played by the training trajectory length (the number of rollout steps in the loss function during training) on the latent system timescales: larger trajectory lengths correlate with an increase in limiting neural ODE time-scales, and optimal neural ODEs are found to recover the largest time-scales of the full-order (ground-truth) system. Demonstrations are performed across two fundamentally different unsteady fluid dynamics configurations influenced by advection: (1) the Kuramoto-Sivashinsky equations, and (2) Hydrogen-Air channel detonations (the compressible reacting Navier-Stokes equations with detailed chemistry).

1. Introduction

Numerical solutions of partial differential equations (PDEs), if available, can be used by domain scientists to not only probe complex physical behavior at unprecedented levels of accuracy and detail, but also to accelerate design optimization workflows for engineering devices. Simulating fluid dynamics, for example, requires numerically solving the Navier-Stokes PDEs [1]. At

*Corresponding author. E-mail address: sbarwey@anl.gov (S. Barwey).

industrial operating conditions of interest – those that characterize flows over aircraft wings, in scramjets, and in gas turbine combustion chambers, for instance – these equations admit multi-scale and multi-physics behavior stemming from interactions between turbulence, shock waves, and potential chemical reactions. As a result, to generate reliable simulations of such devices, PDE solution procedures need to resolve all length-scales and time-scales that characterize these physical phenomena. These spatiotemporal resolution requirements render (a) long-time direct numerical simulation (DNS) of the aforementioned systems infeasible, and (b) real-time simulation-based actuation or control strategies impractical, despite recent advances in supercomputing technology and physics simulation hardware [2, 3].

Reduced-order models (ROMs) are a class of modeling approaches that seek to eliminate intrinsic costs associated with physics-based simulations [4], with the goal of enabling long-time simulation capability. The general ROM objective is to achieve drastic reduction in the PDE-derived dynamical system, which is the high-dimensional nonlinear set of ordinary differential equations (ODEs) produced from PDE discretization. In the context of fluid flows, this dynamical system describes the evolution of a so-called *state vector* described by turbulent fluid density, momentum, and species concentration fields on a grid, and can readily reach on the order of hundreds of millions (and even billions) of degrees-of-freedom. As such, to achieve model-based reduction, ROMs typically leverage a two-step approach: an offline projection step which generates the reduced representation of the state vector, and an online forecasting step which generates the time-evolution of the reduced state. Within this scope, both physics-based and data-based ROMs can be constructed.

Physics-based ROMs for fluid flows typically leverage linear projection operations to resolve only the large scales, which are assumed to contain a majority of the system energy; the effect of the unresolved (small) scales on the resolved dynamics is then modeled. A classic example is large-eddy simulation (LES) [5, 6], where the projection operation (the mechanism for dimensionality reduction) is a non-invertible spatial filter [7], and the forecasting step requires solving a filtered version of the Navier-Stokes equations. The LES closure model – which captures the effects of the unresolved (small) scales on the resolved dynamics – can come from either phenomenological algebraic relations [8] or statistical closures [7, 9]. Other physics-based ROMs achieve dimensionality reduction in different ways, such as through inertial manifold assumptions [10, 11], Koopman operator theory [12], and more intrusive alterations to the governing PDEs (e.g., flamelet models used in combustion modeling [13] and two-dimensional turbulence used in climate modeling [14]).

Data-based ROMs, on the other hand, rely on samples of the full-dimensional state vector (i.e., fluid flow snapshots) to produce projection operators in an optimization (or training) step. Although this incurs a large offline computational cost not present in physics-based counterparts, these methods have been shown in recent years to produce significantly larger levels of dimensionality reduction, such that this training cost can be offset by immense levels of speedup achieved during the forecasting stage [15, 16, 2]. In the context of data-based ROMs, the reduced space is termed the *latent space*. The initial projection step produces the (reduced) latent variables, and the forecasting step requires modeling the dynamics of these latent variables.

Data-based ROMs have a history spanning several decades, and their ability to capture complex physics contained in training datasets has led to their increased adoption. Methods rooted in modal decomposition – including proper orthogonal decomposition (POD) [17], dynamic mode decomposition (DMD) [18], resolvent analysis [19], and cluster-based methods [20], among

others – derive basis functions directly from data, which translates to latent spaces generated by linear projection operations. The properties of the resultant latent variables naturally vary based on the method used to produce the basis. In POD, a basis is produced from eigenvectors of the covariance matrix of the data, resulting in latent variables that are disentangled and optimally preserve the system energy [17]. In DMD and resolvent analysis, the linear projection generates latent variables described by characteristic frequencies, similar to traditional Fourier-based methods [18]. Cluster-based methods use data partitioning strategies to produce latent variables that are symbolic encodings of the system state [21, 22]. The evolution of latent variables in all of these methods can be modeled in a physics-derived manner through Galerkin projection of the basis onto the underlying PDEs [23], or in a data-based manner through the utilization of machine learning methods [24].

All of the methods discussed above leverage linear projection operations to achieve reduction. These methods have been successfully used to produce ROMs for diffusion-dominated problems, such as turbulent flows in canonical configurations and simpler PDEs without advection terms, but face difficulties for advection-dominated problems (e.g., high Reynolds number turbulent flows and shock-containing flows) characterized by slow decaying Kolmogorov n -width [25, 26].

The utilization of data-based ROMs relying on nonlinear projection operations have been shown to overcome these limitations, extending both compression and forecasting capabilities of linear approaches [27, 28, 29]. The backbone of these methods is the autoencoder, a compression approach that leverages the expressive power of neural networks to generate robust latent space representations [30]. Autoencoders rely on two components: the encoder, which serves as the nonlinear projection that moves the high-dimensional state into its latent representation, and the decoder, which seeks to undo the action of the encoder by recovering the full state from the latent variables. Due to the generalizable nature of neural networks, autoencoders can take many forms tailored to the application at hand: for example, architectures can leverage multi-layer perceptrons [31], convolutional neural networks [27, 28], graph neural networks [32, 33], and transformers [34].

The success of neural network based autoencoders has driven efforts to create purely data-based predictive models in latent space that offer unprecedented levels of speedup over physics-based counterparts [35]. A core advantage is that such models can leverage real-world observations (e.g., from experimental diagnostics and operational sensor streams), which is critical for applications that are too expensive to simulate directly or do not have a solidified set of governing equations [36, 37, 38, 39, 40]. The goal of these forecasting models is to operate in concert with the autoencoder by using data to learn the dynamics of the latent variables. The latent dynamical systems can be modeled using nonlinear [41, 42] or linear [31, 21] surrogate forecasting models; such models have been used to accelerate advection dominated fluid flow [27], chaotic dynamical systems [31], and stiff chemical kinetic simulations [43]. These methods, however – e.g., those based on strategies like recurrent neural networks (RNNs) [27], residual networks (ResNets) [44], and latent Koopman representations [45] – typically learn the latent dynamics in the context of discrete and explicit temporal discretization, which can limit predictive capability.

The goal of this study is to develop surrogate models for advection-dominated systems in the neural ODE framework [46], which offers unique advantages over the above mentioned approaches. More specifically, the objective here is twofold: (1) to develop a neural ODE based la-

tent dynamics model for advection-dominated problems in a purely data-based setting, and (2) to conduct a detailed analysis of the discovered dynamics in latent space using timescale characterizations. Before outlining the specific contributions of this work, the neural ODE strategy as it relates to these objectives is first summarized.

Since its introduction in Ref. [46], the neural ODE strategy has been cemented as a powerful scientific machine learning tool to model the evolution of dynamical systems using neural networks. Instead of directly enforcing discrete temporal representations (e.g., as used in residual networks [44] or recurrent neural networks [42]), neural ODEs learn a continuous representation of nonlinear system dynamics. In other words, the *instantaneous* right-hand-side is modeled as a nonlinear function via a neural network, allowing the framework to leverage existing, vetted time-integration schemes to execute the forecasting step (the time integration scheme is separated from the dynamics model) [47, 48, 49, 50]. With autoencoder-provided latent spaces, the neural ODE conveniently outputs a functional form for the instantaneous rate-of-change of the latent variables, which is useful for reduced-order modeling applications. This autoencoder-based neural ODE strategy has been used to develop accelerated surrogate models in a variety of physical applications, including chaotic fluid flows [51], advection-dominated PDEs [52, 53], and stiff chemical kinetics [54, 55].

Ultimately, previous work has shown how the combination of autoencoders with neural ODEs can be used to generate highly accelerated reduced-order models of physical systems. Despite this, the source of acceleration in the overall modeling strategy remains unclear: the goal of achieving model accuracy from both forecasting and autoencoding perspectives often overshadows the need to identify the contribution of each of these components to the empirically observed model acceleration. Insights into the sources of acceleration provided by the neural ODE based ROM can lead to valuable physical and model-oriented insights, and is the scope of the current study. Recent work has observed the effect of smoothed latent trajectories for advection-dominated systems produced by neural ODE simulations, pointing to a relationship between model acceleration and intrinsic timescale elimination [53]. Similar trends have been shown for neural ODE based surrogate models for stiff chemical kinetics [54, 55]. As such, a more rigorous and quantitative analysis of timescale elimination produced by both autoencoder and neural ODE components is warranted. Additionally, the effect of critical neural ODE training parameters – such as the overall integration time used to evaluate model errors – on the accuracy and degree of timescale elimination produced in the latent space has been largely unexplored in the literature. Lastly, although previous work has demonstrated application of neural ODE based surrogate models for simplified advection-dominated PDEs (e.g., Burger’s equation), extension of this strategy to more complex shock-containing flows remains sparsely explored. To this end, the main contributions of this work are as follows:

- Using eigenvalue analysis to quantify the fastest and slowest time-scales in the latent space.
- Evaluate the effects of training methodologies, network architecture hyperparameters, and training trajectory length (n_t) on accuracy and time-scale reduction in the latent space, highlighting that n_t is a critical controlling parameter to determine the extent of time-scale reduction in the latent space.
- Extend the proposed framework to a challenging and highly advection-dominated test case, specifically 1D detonation wave propagation (considering stiff chemical kinetics), to

validate and affirm the observed trends.

This remainder of the paper is organized as follows. Section 2 provides a description of the general autoencoder+neural ODE framework applied to a surrogate modeling task, including a distinction between different training methodologies and the proposed framework for time-scale analysis. The application of this framework to the Kuramoto-Sivashinsky (KS) equations is demonstrated in Section 3.1, with an analysis of the effect of network hyperparameters presented in Section 3.1.1. Section 3.2 showcases the application of the framework to a highly advection-dominated test case of 1D detonation wave propagation.

2. Methodology

2.1. Surrogate Modeling Task

The application scope of this work is tied to accelerating simulation of physical systems influenced by advection – particularly those governed by fluid dynamics – using data-based surrogate models. Such systems can be mathematically described by partial differential equations (PDEs), where a general-form PDE is given by

$$\frac{\partial \mathcal{U}}{\partial t} = \nabla \cdot \mathcal{F}(\mathcal{U}) + \nabla \cdot \mathcal{G}\mathcal{U} + \mathcal{S}(\mathcal{U}). \quad (1)$$

The above equation describes the evolution of a vector of state variables, denoted $\mathcal{U} = (u_1, u_2, \dots, u_{N_e})$, where N_e is the number of space- and time-dependent transport variables. The functions \mathcal{F} , \mathcal{G} , and \mathcal{S} represent non-linear, linear, and volumetric source term operators respectively. Demonstrations in this work leverage data produced by one-dimensional numerical solutions of two model PDEs for fluid dynamics in which advection, through the nonlinear operator \mathcal{F} , plays a critical role. The first is the Kuramoto-Sivashinsky (KS) equations (Sec. 3.1), where the state vector is interpreted as a velocity magnitude ($N_e = 1$). Here, the operator \mathcal{F} represents an advection term, \mathcal{G} a diffusive term, and the volumetric source term \mathcal{S} is omitted. The second is the compressible reacting Navier-Stokes (NS) equations (Sec. 3.2), where the state vector is higher dimensional, consisting of fluid density, velocity, chemical energy, and species mass fractions. The operators \mathcal{F} and \mathcal{G} are physically comparable with those used in the KS equations (i.e., they capture effects of advection and diffusion, respectively), and the volumetric source term \mathcal{S} is retained, as it represents the effect of chemical reactions on the flow field.

Regardless of the configuration, numerical solutions of Equation 1 are obtained through a method-of-lines approach, which relies on spatial discretization onto a finite-dimensional grid. Here, the time-evolution of \mathcal{U} sampled at all spatial discretization points – denoted as $\mathbf{u} \in \mathbb{R}^{N_u}$, where N_u is the full-system dimensionality computed as number of grid points multiplied by the number of transport variables N_e – is provided by the solution to a deterministic and high-dimensional ordinary differential equation (ODE)

$$\frac{d\mathbf{u}(t)}{dt} = \mathbf{F}(\mathbf{u}(t)), \quad \mathbf{u}(t=0) = \mathbf{u}_0. \quad (2)$$

In Eq. 2, $\mathbf{F}(\mathbf{u})$ captures the instantaneous discretized system dynamics (a discrete representation of the operators in Eq. (1), and for the PDEs described above, represents complex interactions between advection, diffusion, and (if present) reaction contributions. Given an initial condition

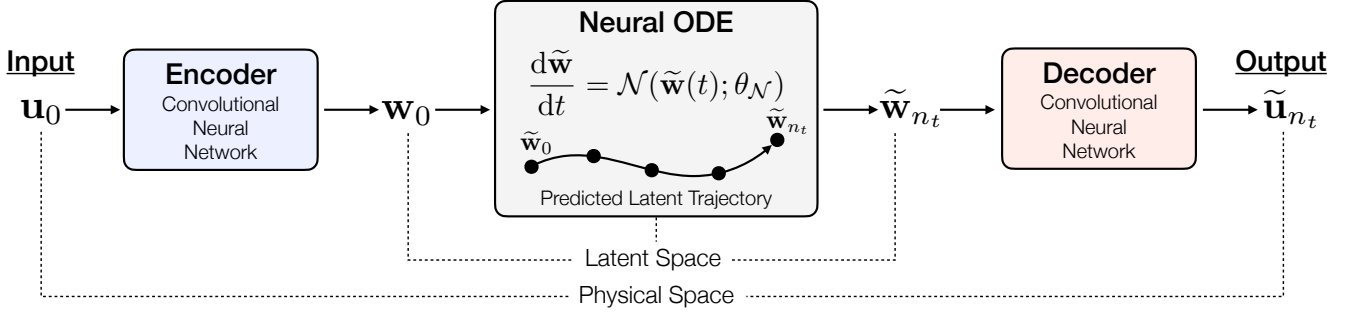


Figure 1: Combined autoencoder and neural ODE framework. Latent dynamics are modeled by a neural ODE, with movement between latent and physical spaces facilitated by an autoencoder. Neural ODE details are provided in Sec. 2.2, and autoencoder details are provided in Sec. 2.3

\mathbf{u}_0 , Eq. (2) can be solved to some final integration time as a system of ODEs using a proper time-integration scheme. Solution of the ODE for a given initial condition generates a trajectory of time-ordered snapshots of the high-dimensional system state variable, which serve as the training data for the data-driven modeling strategies described in the sections below. Note that this data can be produced either from explicit solutions of Eq. 2 if the analytic PDE form is known (using time-integration schemes), or through real-world observations of the system in question if the PDEs are unknown or intractable to solve accurately (e.g., using high-speed or laser-based imaging tools).

The ODE in Eq. 2 is interpreted here as a “ground-truth” representation of the continuous PDE counterpart, meaning the grid is assumed to be resolved enough to properly capture the contribution of all spatiotemporal scales in the physical operators, resulting in a high-dimensional state vector \mathbf{u} that corresponds to a physical space representation of the state. The motivation for surrogate modeling is that the ground-truth ODE in Eq. 2 is computationally expensive to solve for realistic applications that require fast (near real-time) flow field predictions, such as full-scale design optimization [56, 57, 58] or model-predictive control [59, 60].

As such, the modeling goal is to identify an alternative surrogate ODE representation that expedites the solution to the ground-truth ODE without sacrificing predictive accuracy. The surrogate ODE is denoted

$$\frac{d\mathbf{w}(t)}{dt} = \mathbf{G}(\mathbf{w}(t)), \quad \mathbf{w}(t_0) = \phi(\mathbf{u}(t_0)). \quad (3)$$

Instead of the full state variable \mathbf{u} , the surrogate ODE in Eq. 3 models the dynamics of a so-called *latent* state vector $\mathbf{w} \in \mathbb{R}^{n_w}$, where $n_w \ll n_u$. The formulation of Eq. 3 highlights two key ingredients required to construct a data-based surrogate model, as outlined in Sec. 1: (1) the function ϕ , which is an instantaneous mapping function that transforms the original (physical space) state variable at a given time instant to its corresponding latent representation in a reduced space, and (2) the function \mathbf{G} , which is the latent dynamical system (it provides the dynamics in latent space). In this study, neural networks are used to provide functional forms for both components, the parameters of which are recovered in a training stage using an ensemble of trajectories from pre-computed solutions of the ground-truth ODE. More specifically, a neural ODE strategy is used to model the latent dynamics (described in Sec. 2.2), while a convolutional autoencoder strategy is used to generate mappings to and from the reduced latent space (described in Sec. 2.3). The overall approach is shown in Fig. 1

It should be noted that accelerated evaluations over the full system using a combined autoencoder and neural ODE strategy can be achieved through both a reduction in system dimensionality through the latent variables (the surrogate ODE operates on a lower-dimensional representation, which facilitates faster evaluations of instantaneous rates), and also an increase in minimum system timescales in the latent space inherent to the functional form of \mathbf{G} [55] (larger limiting timescales in \mathbf{G} imply elimination of prohibitive timescales in \mathbf{F} , which in turn allows for larger time steps to be utilized in the simulation procedure). More specifically, previous work has empirically observed how employing a convolutional autoencoder yields smooth trajectories in the latent space for chaotic PDE-based systems [53]. To this end, within the scope of data-based surrogate modeling, the primary emphasis of this work is to (a) provide a rigorous quantitative analysis on how timescale elimination is achieved in the latent space, (b) identify the role played by key neural ODE training parameters on this timescale elimination, and (c) understand the manner in which coupling between autoencoder and neural ODE components contributes to forecasting accuracy and latent timescale sensitivity.

Methodology for the components that facilitate this study is provided below. This includes details on neural ODE based modeling (Sec. 2.2), integrating autoencoders into the neural ODE framework (Sec. 2.3), description of training strategies (Sec. 2.4), model evaluation metrics (Sec. 2.5), and the extraction procedure for dynamical system timescales (Sec. 2.6).

2.2. Neural ODEs for Latent Dynamics

It is assumed that "ground-truth" data represented by an ensemble of latent space trajectories – generated by application of an autoencoder to a corresponding set of full-order system trajectories (to be described in Sec. 2.4) – are available. These trajectories are assumed to be sampled at a fixed discrete time interval Δt . As a result, one such ground-truth latent trajectory is given by the time-ordered set

$$\mathcal{T}_{w,i} = [\mathbf{w}(t_0), \mathbf{w}(t_0 + 1\Delta t), \mathbf{w}(t_0 + 2\Delta t), \dots, \mathbf{w}(t_0 + n_t\Delta t)], \quad i = 1, \dots, N_T, \quad (4)$$

where n_t corresponds to the so-called *training trajectory length*, and N_T represents the total number of ground-truth latent trajectories obtained at a respective n_t . In this work, the ground-truth *latent* trajectories in Eq. 4 are obtained from the action of a convolutional neural network (CNN) based encoder on the corresponding full-order trajectory (i.e., $\mathcal{T}_{w,i} \leftarrow \text{Encode}(\mathcal{T}_{u,i})$, where $\mathcal{T}_{u,i}$ contains the full-order snapshots).

Neural ODEs leverage the above trajectory data to learn a continuous-time model for the unknown latent dynamical system that governs the evolution of \mathbf{w} [46]. The starting point is to cast the functional form for the latent dynamics (the right-hand-side of Eq. 2) as a neural network, resulting in the neural ODE

$$\frac{d\tilde{\mathbf{w}}(t)}{dt} = \mathcal{N}(\tilde{\mathbf{w}}(t); \theta_{\mathcal{N}}), \quad \tilde{\mathbf{w}}(t_0) = \mathbf{w}(t_0). \quad (5)$$

In Eq. 5, \mathcal{N} is a neural network characterized by parameter set $\theta_{\mathcal{N}}$. Figure 2 (left) provides a description for the architecture of \mathcal{N} used in this work. Given an initial condition \mathbf{w}_0 , a black box time integrator can be used to find the latent state $\tilde{\mathbf{w}}(t)$ at any time t . In this work, an explicit Euler time-integration scheme with a constant time-step (Δt) is used. As such, given the above neural ODE, a *predicted* latent trajectory analogous to the ground-truth trajectory of Eq. 4, starting at the same initial condition, can be represented as

$$\tilde{\mathcal{T}}_{w,i} = [\tilde{\mathbf{w}}(t_0), \tilde{\mathbf{w}}(t_0 + 1\Delta t), \tilde{\mathbf{w}}(t_0 + 2\Delta t), \dots, \tilde{\mathbf{w}}(t_0 + n_t\Delta t)], \quad i = 1, \dots, N_T. \quad (6)$$

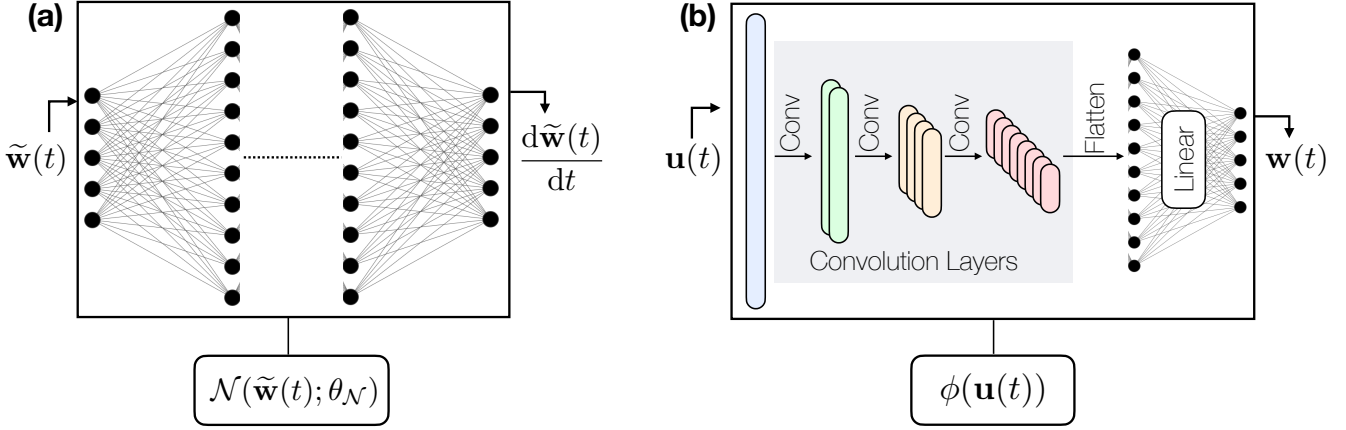


Figure 2: **(a)** Schematic of neural ODE operation. The architecture of \mathcal{N} is a feed-forward neural network with four hidden layers and an ELU activation functions. The number of hidden units is 120 neurons. **(b)** Schematic of encoder operation. Encoder contains a sequence of 1D convolutional layers with batch normalization and an ELU activation function, in which the physical space input $\mathbf{u}(t)$ is progressively down-sampled in space. The spatial component is down-sampled by a factor of two while doubling the number of channels, upon encountering a flattening operation and linear layer to produce the latent space projection $\mathbf{w}(t)$. Although not shown, the decoder ψ is a mirrored version of the encoder, with transpose convolution layers replacing convolution layers. Both architectures are implemented in PyTorch [61].

To optimize the parameters $\theta_{\mathcal{N}}$ of the neural network \mathcal{N} , an objective function representing a mean-squared error between the $\mathcal{T}_{w,i}$ ground-truth latent trajectories and the $\tilde{\mathcal{T}}_{w,i}$ predicted latent trajectories is minimized in a training stage. This objective function is given by

$$\mathcal{L}_{\text{NODE}} = \left\langle \frac{1}{n_t} \sum_{j=1}^{n_t} \|\mathbf{w}(t_0 + j\Delta t) - \tilde{\mathbf{w}}(t_0 + j\Delta t)\|_2^2 \right\rangle, \quad (7)$$

where the angled brackets $\langle \cdot \rangle$ represent an average over a batch of training set trajectories. The formulation in Eq. 7 reveals the primary advantage of the neural ODE formulation, in that the training approach is *dynamics-informed*: the latent dynamical system is trained to minimize accumulated error in the latent trajectory over all n_t time steps. As such, it must be emphasized that n_t – the training trajectory length – is a critical training parameter that captures the amount of dynamical information used to construct the latent dynamical system, and is typically chosen and fixed *a-priori*. The implication is that the training procedure can be executed with different n_t values from the same time-ordered data, resulting in neural ODEs with different predictive capabilities and stability properties. To illustrate this concept, the schematic in Fig. 3 shows how a single large ground-truth latent trajectory can be split into N_T training trajectories, each of length n_t . A primary goal of this work is to rigorously study the effect of n_t on both predictive accuracy and latent time-scales, in addition to proposing a pathway to choose an optimal value of n_t based on the underlying physics of the problem.

It should be noted that in the training stage, in order to calculate the derivatives necessary for optimization ($\frac{\partial \mathcal{L}_{\text{node}}}{\partial \theta}$) two approaches can be used: one involves storing the entire rollout graph of the integrated ODE trajectory and propagating gradients backward through it, while the other entails solving a system of ODEs known as the adjoint equations backward in time.

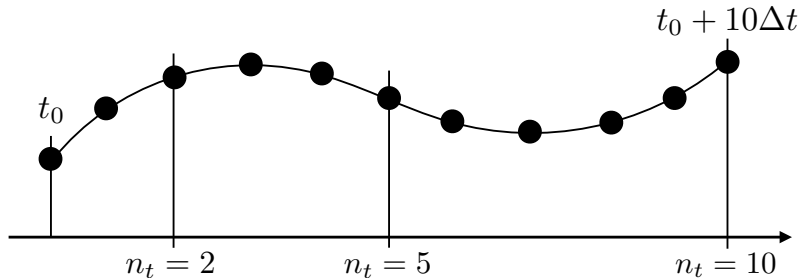


Figure 3: Schematic illustrating the interpretation of training trajectory length n_t , which controls how long a NODE prediction is rolled-out during training. Higher n_t values during training allow for more dynamical information to be included in the training objective.

In this study, the latter method is used to ensure memory efficiency when dealing with long training trajectory lengths. This work leverages the `torchdiffeq` library [62] for neural ODE training routines.

2.3. Dimensionality Reduction with Autoencoders

Autoencoders are a class of neural networks used for unsupervised learning, primarily in the domain of data compression and feature extraction. An autoencoder consists of an encoder and a decoder, working in concert to both achieve dimensionality reduction in the input high-dimensional data while preserving all of its salient information.

As mentioned in Sec. 2.2, to generate ground-truth latent trajectories in Eq. 3, and to facilitate neural ODE inference in latent space, a neural network based encoder ϕ is used to project instantaneous full-order state samples $\mathbf{u}(t) \in \mathbb{R}^{N_u}$ to corresponding lower-dimensional latent representations $\mathbf{w}(t) \in \mathbb{R}^{N_w}$ such that $N_w \ll N_u$. The latent trajectories described in Eq. 4 are then recovered by applying the trained encoder ϕ to the corresponding high-fidelity ground-truth trajectories.

The objective of the decoder ψ is to then reconstruct the original state from this latent representation with minimal loss of information, i.e. $\mathbf{u}(t) \approx \tilde{\mathbf{u}}(t) = \psi(\phi(\mathbf{u}(t)))$. Inspired by recent work in data-based reduced order modeling [27, 53, 28], this work leverages convolutional neural networks as the backbone for encoder and decoder architectures. Figure 2(right) illustrates the encoder architecture; the decoder is a mirrored version of the encoder, which transpose convolution layers replacing convolution layers. Alongside the architectural configuration, the critical parameter in any autoencoder is the latent space dimensionality N_w , which effectively controls the trade-off between dimensionality reduction and reconstruction accuracy.

The encoder and decoder are trained by minimizing the loss function

$$\mathcal{L}_{\text{AE}} = \left\langle \|\mathbf{u}(t) - \psi(\phi(\mathbf{u}(t)))\|_2^2 \right\rangle \quad (8)$$

that characterizes the mismatch between the reconstructed and original states. The angled brackets in the above equation denote an average over all $\mathbf{u}(t)$ instantaneous target snapshots in the training set. Note that the time-ordered quality of the data is crucial when training the neural ODE in latent space, but is unimportant when training the autoencoder, since both encoder and decoder are instantaneous mapping functions.

2.4. Coupled versus Decoupled Training

There are two distinct ways of training the combined autoencoder and neural ODE based model in Fig. 1. The first approach, termed *decoupled training*, entails training the autoencoder and neural ODE separately, treating them as two distinct optimization problems. The second approach, termed *coupled training*, involves simultaneous training of the autoencoder and the neural ODE. The details of the differences between the two is explained below. The effect of these training methodologies on both predictive accuracy and latent time-scales is explored in Sec. 3.

Decoupled Training: The initial step involves training the autoencoder with snapshots of the state vector at various parameter instances, optimizing the autoencoder loss \mathcal{L}_{AE} using full-order trajectory data $\mathcal{T}_{u,i}$. Subsequently, the trained encoder is employed to produce the ground-truth latent trajectories $\mathcal{T}_{w,i}$. Following this, the neural ODE is trained by minimizing the neural ODE loss $\mathcal{L}_{\text{NODE}}$ within the latent space, as described in Eq. 7.

Coupled Training: In this approach, the autoencoder and neural ODE are trained concurrently using a single optimization problem in the full state-space. The loss that is minimized is given by,

$$\mathcal{L}_{\text{coupled}} = \mathcal{L}_1 + \mathcal{L}_2, \quad (9)$$

where \mathcal{L}_1 and \mathcal{L}_2 are defined as

$$\mathcal{L}_1 = \left\langle \frac{1}{n_t} \sum_{j=1}^{n_t} \|\psi(\tilde{\mathbf{w}}(t + j\Delta t)) - \mathbf{u}(t + j\Delta t)\|_2^2 \right\rangle \quad \text{and} \quad \mathcal{L}_2 = \mathcal{L}_{\text{AE}} \quad (10)$$

respectively. The quantity \mathcal{L}_1 represents the error due to the neural ODE-predicted trajectory in physical space, and \mathcal{L}_2 is added to improve the instantaneous projection capabilities of the autoencoder. The implication of the coupled approach is that the autoencoder parameters are also informed of the intrinsic system dynamics in the training stage, which is not the case in the de-coupled approach.

2.5. Evaluation Metrics

To compare the predictive accuracy of different combined autoencoder neural ODE models, two testing metrics are used. The first metric, called the single-step prediction error (\mathcal{L}_{SS}) is defined as

$$\mathcal{L}_{\text{SS}} = \langle \|\psi(\tilde{\mathbf{w}}(t + \Delta t)) - \mathbf{u}(t + \Delta t)\|_2^2 \rangle, \quad (11)$$

where the angled brackets represent an average over all $(t, t + \Delta t)$ testing snapshot pairs. The single-step prediction error \mathcal{L}_{SS} can therefore be used to provide a *a-priori* measure of neural ODE predictive accuracy along a trajectory, in that the effect of error accumulation through time is discarded.

The second metric is the rollout error, and is given by

$$\mathcal{L}_{\text{RO}} = \left\langle \frac{1}{n_{\text{RO}}} \sum_{j=1}^{n_{\text{RO}}} \|\psi(\tilde{\mathbf{w}}(t + j\Delta t)) - \mathbf{u}(t + j\Delta t)\|_2^2 \right\rangle. \quad (12)$$

The rollout error metric in Eq. 12 represents an *a-posteriori* evaluation of the neural ODE in physical space, and is nearly identical to \mathcal{L}_1 in Eq. 10. The difference is that the trajectory error

in Eq. 12 above is computed for an *evaluation* trajectory of size n_{RO} instead of a *training* trajectory of size n_t . In other words, a neural ODE trained using trajectory lengths n_t can be evaluated in inference to produce trajectory lengths of different sizes. In the formulation above, $n_{\text{RO}} = 1$ recovers the single-step prediction error in Eq. 11. The corresponding Relative Absolute Error (RAE) version of \mathcal{L}_{SS} is given by,

$$\mathcal{R}_{\text{SS}} = \left\langle \frac{|\psi(\tilde{\mathbf{w}}(t + \Delta t)) - \mathbf{u}(t + \Delta t)|}{|\mathbf{u}(t + \Delta t)|} \right\rangle, \quad (13)$$

and the same for \mathcal{L}_{RO} is given by,

$$\mathcal{R}_{\text{RO}} = \left\langle \sum_{j=1}^{n_{\text{RO}}} \frac{|\psi(\tilde{\mathbf{w}}(t + \Delta t)) - \mathbf{u}(t + j\Delta t)|}{|\mathbf{u}(t + j\Delta t)|} \right\rangle. \quad (14)$$

As such, in the demonstrations in Sec. 3, one of the objectives is to isolate the effect of various neural ODEs produced with different training trajectory lengths n_t on the above evaluation metrics.

2.6. Dynamical System Timescales

Eigenvalue analysis has been used to analyse the time-scales of dynamical systems [63, 64, 65]. Training neural ODEs on long trajectories is a challenging problem which requires a lot of fine-tuning. The choice of the training trajectory length n_t is often based on heuristics and does not have any theoretical justification. The complexity of the training loss function grows with the increase in n_t , and a neural ODE trained on a small n_t may not capture the relevant dynamics of the system. Thus, choosing an optimal n_t is an open research problem. In this work, we employ an eigenvalue based time-scale analysis framework to rigorously study the effect of n_t on accuracy and time-scale reduction in the latent space. We employ the same framework to study the effect of certain network architecture based hyperparameters on time-scale reduction in the latent space. For a dynamical system that is governed by an ODE given by Eq. (2), the inverse of the largest eigenvalue of the right-hand side Jacobian,

$$t_{\text{lim}}(\mathbf{F}, t) = \frac{1}{\max(|\text{eig}(\frac{\partial \mathbf{F}(\mathbf{U}, t)}{\partial \mathbf{U}})|)}, \quad (15)$$

gives a measure of the fastest evolving time-scales and can give an indication of the largest time-step that can be used to evolve the system using an explicit time-integration scheme. A higher value of t_{lim} in the latent space indicates smoother latent space trajectories and in-turn larger possible time-steps. The inverse of the smallest eigenvalue on the other hand,

$$t_{\text{max}}(\mathbf{F}, t) = \frac{1}{\min(|\text{eig}(\frac{\partial \mathbf{F}(\mathbf{U}, t)}{\partial \mathbf{U}})|)}, \quad (16)$$

gives a measure of the slowest evolving time-scales of the system. In this work, we use this metric to find a correlation between n_t and the predictive accuracy of the combined autoencoder neural ODE framework.

3. Numerical Experiments

The combined autoencoder neural ODE framework is tested in two numerical experiments: the Kuramoto–Sivashinsky (KSE) equations and a one-dimensional detonation problem. The KS equation serves as a test bed to discern the impact of various training hyperparameters on time-scale reduction in the latent space. Eigenvalue analysis, as explained in the previous section, quantifies the fastest and slowest time scales in the latent space. For a latent dynamics model approximated by a neural ODE, described by Eq.(5), the fastest and slowest evolving time-scales in the latent space are given by,

$$t_{\text{lim}}(t) = \frac{1}{\max(|\text{eig}(\frac{\partial N(\tilde{\mathbf{w}}(t); \theta_N)}{\partial \tilde{\mathbf{w}}})|)} \quad \text{and} \quad t_{\text{max}}(t) = \frac{1}{\min(|\text{eig}(\frac{\partial N(\tilde{\mathbf{w}}(t); \theta_N)}{\partial \tilde{\mathbf{w}}})|)}, \quad (17)$$

To assess the impact of the number of convolutional layers, latent dimensions in the autoencoder, and the training methodology, networks with varied configurations for each parameter (while keeping the other two fixed) are trained. The resulting $t_{\text{max}}(nODE, t)$ profiles are then compared to the full system time-scales provided by Eq.(15). Furthermore, the influence of the training trajectory length n_t on both time-scale reduction and predictive accuracy is considered for both numerical experiments.

3.1. KS Equation

The KS equation is solved using `jax-cfd` [66], which allows differentiation through the full-order (physical space) dynamical system $du/dt = \mathbf{F}(\mathbf{u})$, which facilitates Jacobian computation $\frac{\partial \mathbf{F}}{\partial \mathbf{u}}$ for extracting the corresponding *true* physical space time-scales facilitating comparison with the time-scales in the latent space. The KS equation is defined by the partial differential equation,

$$\frac{\partial u}{\partial t} + u \frac{\partial u}{\partial x} + \nu \frac{\partial^2 u}{\partial x^2} - \nu \frac{\partial^4 u}{\partial x^4} = 0 \quad \text{in } [0, L] \times \mathbb{R}^+, \quad (18)$$

with periodic boundary conditions, where $L = 64$. The initial conditions are specified as,

$$u_0(x) = \sum_{k=1}^3 \sum_{j=1}^{n_c} a_j \sin(\omega_j \cdot x + \phi_j), \quad (19)$$

where ω_j is randomly chosen from $\{\pi/L, 2\pi/L, 3\pi/L\}$, a_j is sampled from a uniform distribution in $[-0.5, 0.5]$, and the phase ϕ_j follows a uniform distribution in $[0, 2\pi]$. The parameter $n_c = 30$ governs the number of modes in the initial conditions. $\nu = 0.01$ and other mentioned parameters are chosen to match previous work [53, 67, 68].

The KS equation is solved on a uniform domain of size 1024 using a pseudospectral discretization. A pseudospectral solver equations utilizes spectral methods for solving partial differential equations (PDEs). The spatial domain is discretized using Chebyshev collocation points, which provide accurate approximations for functions with minimal numerical dispersion. The solver employs a Fourier transform to represent the temporal derivatives in the KS equation, converting the PDE into a system of ordinary differential equations (ODEs) in the spectral domain. Time integration is performed using an explicit Euler method and the integrated trajectories are converted back to physical space using an inverse Fourier transform. This pseudospectral approach allows for efficient and accurate simulation of the spatiotemporal dynamics governed

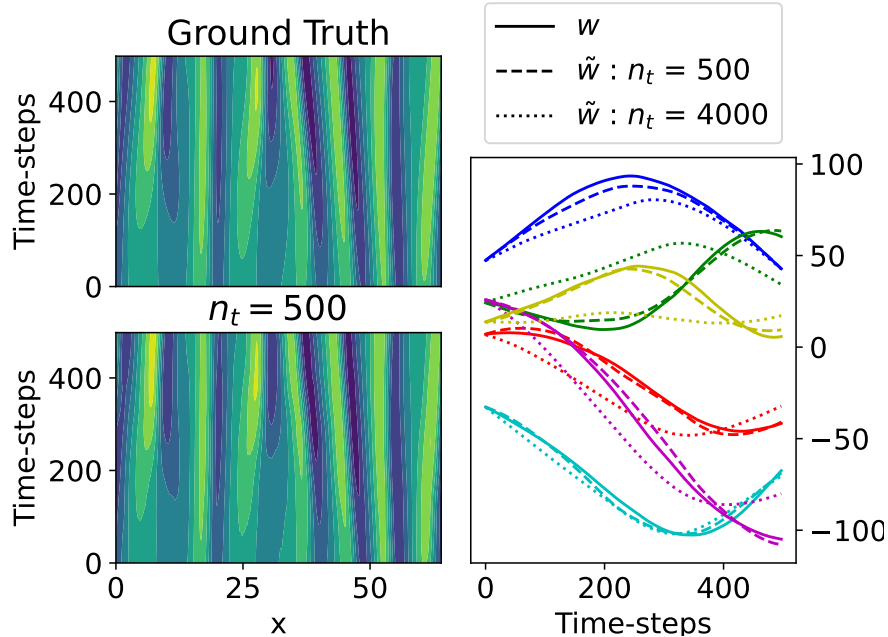


Figure 4: (Left) Comparison of the ground truth and rollout predicted fields (latent dimension of 25 and 4 convolutional layers and $n_t = 500$) for an unseen initial condition. (Right) Corresponding latent space trajectories for $n_t = 500$ (dashed) and $n_t = 4000$ (dotted), compared to ground truth (solid). A subset of the 25 latent trajectories are shown here for visual clarity.

by the KS equation. The pseudospectral solver implemented `jax-cfd` is used to generate the data. The training samples are generated by assembling 25 trajectories, from different initial conditions, each comprising of 1500 time-steps ($\Delta t = 1.95e^{-3}$) and the trained autoencoder neural ODE framework is tested on unseen initial conditions.

Figure 4 compares the ground truth field for u , with the rollout field ($n_{RO} = 500$) predicted by the autoencoder neural ODE framework trained in a decoupled manner using $n_t = 500$, for an unseen initial condition. The predictions closely match the ground truth data. The figure also illustrates the corresponding latent space trajectories for $n_t = 500$ and $n_t = 4000$, both of which appear smoother compared to the state space fields. Although the presence of smooth latent space trajectories has been empirically observed [53], it has not been quantitatively studied. It can be seen that the latent space trajectories predicted by the neural ODE with $n_t = 500$ more closely matches the ground truth trajectories as compared to the neural ODE with $n_t = 4000$. These noticeable differences in accuracy suggest that the relationship between increasing n_t and predictive strength is not straightforward, as discussed later. Additionally, latent space trajectories are smoother than state space fields, with $n_t = 4000$ trajectories being smoother than $n_t = 500$.

3.1.1. Effect of network hyperparameters

In most applications of the combined autoencoder and neural ODE approach for dynamical systems, hyperparameters related to the network architecture are often chosen heuristically. In this section, the effect of two hyperparameters on the time-scale reduction is quantified.

Number of convolutional layers: The convolution operation is conceptualized as a localized filtering operation, suggesting that incorporating more convolutional layers between the state

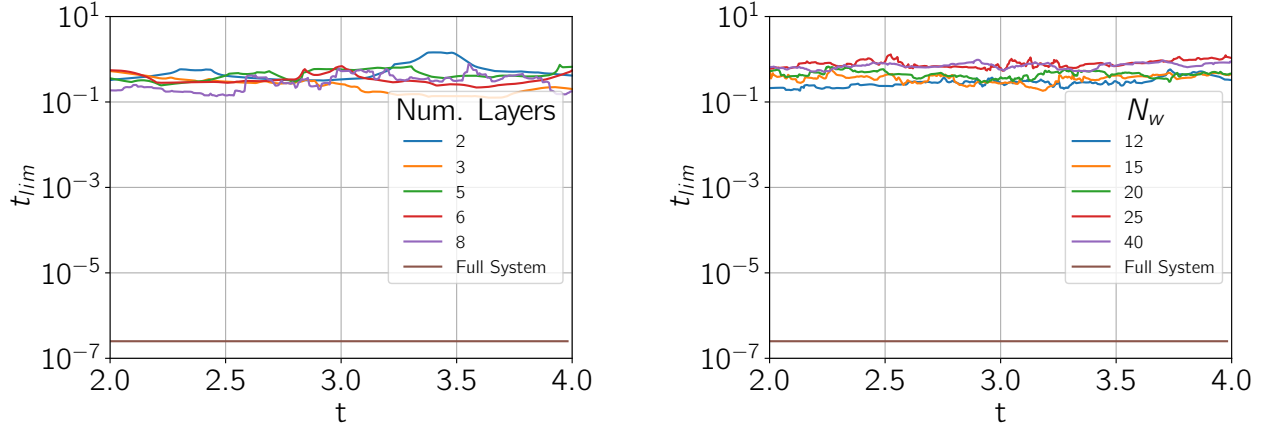


Figure 5: Limiting time-scale in the latent space t_{lim} (Eq. 17) as a function of time for neural ODEs trained with varying (left) different number of autoencoder convolutional layers (using $n_t = 500$ and latent dimension of 25) and (right) latent dimensionality N_w (using 4 convolution layers and $n_t = 500$).

space and the latent space should ideally yield smoother latent space trajectories and, consequently, greater time-scale reduction in the latent space.

However, Fig. 5 illustrates the limiting time-scale in the latent space, denoted as $t_{lim}(nODE, t)$, as a function of time for autoencoders with varying numbers of convolutional layers. Contrary to expectations, the number of convolutional layers does not exert a significant influence on the time-scales of the latent dimensions. In Fig. 5, the line corresponding to the ‘full-system’ is generated by plotting the inverse of the largest eigenvalue of the full KSE-equations right-hand side Jacobian as a function of time. It can be seen that all the autoencoders in general significantly reduce the limiting time-scales of the system, by roughly six orders of magnitude.

Latent dimension: Figure 5 also depicts the limiting time-scale in the latent space, denoted as $t_{lim}(nODE, t)$, as a function of time for autoencoders with different numbers of latent dimensions. The observation from the figure is that the size of the latent space does not have a substantial impact on the limiting time-scales in the latent space.

3.1.2. Effect of training methodology

Literature on the application of the combined autoencoder neural ODE for surrogate modeling lacks a rigorous comparison between the coupled and decoupled training approaches described in Section 2.4. This section studies the effect of the training methodology on predictive accuracy along with the effect of adding the \mathcal{L}_2 loss term on the accuracy of the autoencoder.

Loss Terms: The effect of adding \mathcal{L}_2 loss term to the coupled training approach described in Section 2.4, is studied by comparing autencoder reconstruction loss \mathcal{L}_A of coupled autoencoders trained with and without the \mathcal{L}_2 loss term added during training.

Figure 6 illustrates \mathcal{L}_A for coupled autoencoders, comparing those trained with and without the \mathcal{L}_2 loss term, across different training trajectory lengths (n_t).

In both scenarios, it is noted that \mathcal{L}_A increases with higher values of n_t . The relationship is attributed to the fact that increasing n_t lengthens the trajectory predicted by the neural ODE,

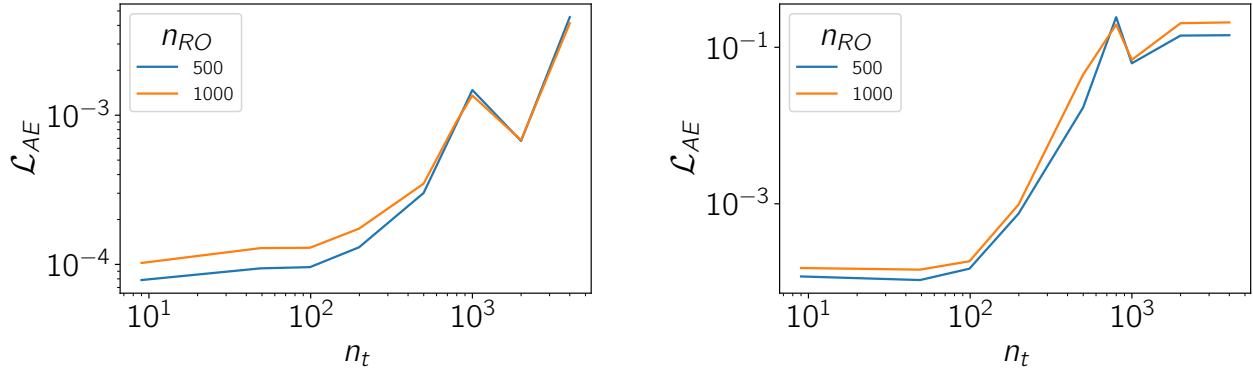


Figure 6: \mathcal{L}_{AE} (Eq. 8) as a function of n_t using the coupled training approach with (left) and without (right) the \mathcal{L}_2 term in the combined loss (Eq. 9).

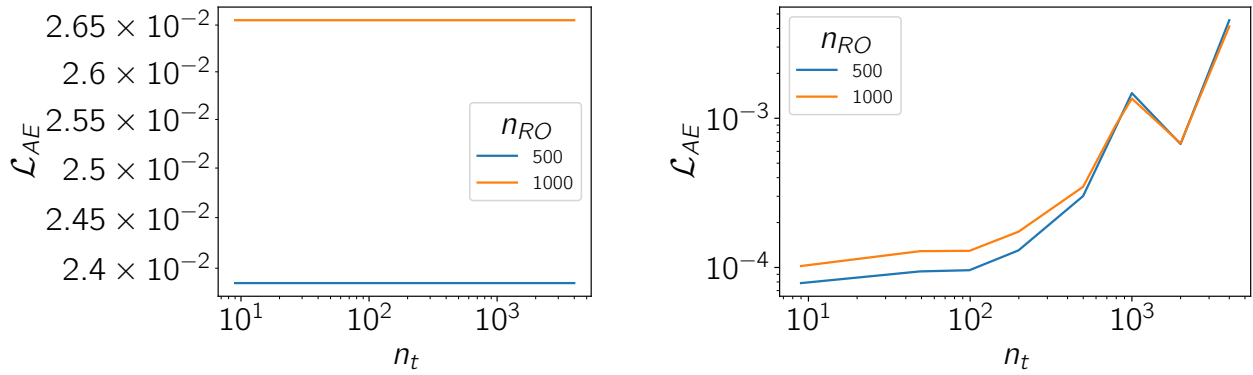


Figure 7: \mathcal{L}_{AE} (Eq. 8) as a function of n_t using the (Left) de-coupled and (Right) coupled training approach.

consequently enhancing the complexity of the \mathcal{L}_1 loss term in the coupled training loss (Eq. (10)), which could account for the observed trend in Fig. 6. Notably, throughout the range of n_t values, coupled autoencoders trained with the \mathcal{L}_2 loss term exhibit lower instantaneous projection errors. Consequently, for subsequent comparative studies, a coupled autoencoder trained with the \mathcal{L}_2 loss term is utilized.

Projection error: Figure 7 presents a comparison of the autoencoder reconstruction error \mathcal{L}_A , between autoencoders trained using decoupled and coupled approaches. This analysis considers various sample sizes (rollout-length) over a range of n_t values. In the decoupled approach, a single autoencoder is trained, while different neural ODEs are trained with varying values of n_t . Consequently, the autoencoder projection errors remain independent of n_t in this scenario. Conversely, in the coupled training approach discussed in the previous section, the instantaneous projection error increases with n_t . When examining the magnitudes of the projection error for autoencoders trained using decoupled and coupled approaches, it becomes apparent that the decoupled approach yields lower projection errors. This outcome aligns with expectations, considering that the coupled approach optimizes parameters for both the autoencoder and neural ODE simultaneously, posing a more challenging optimization problem in general.

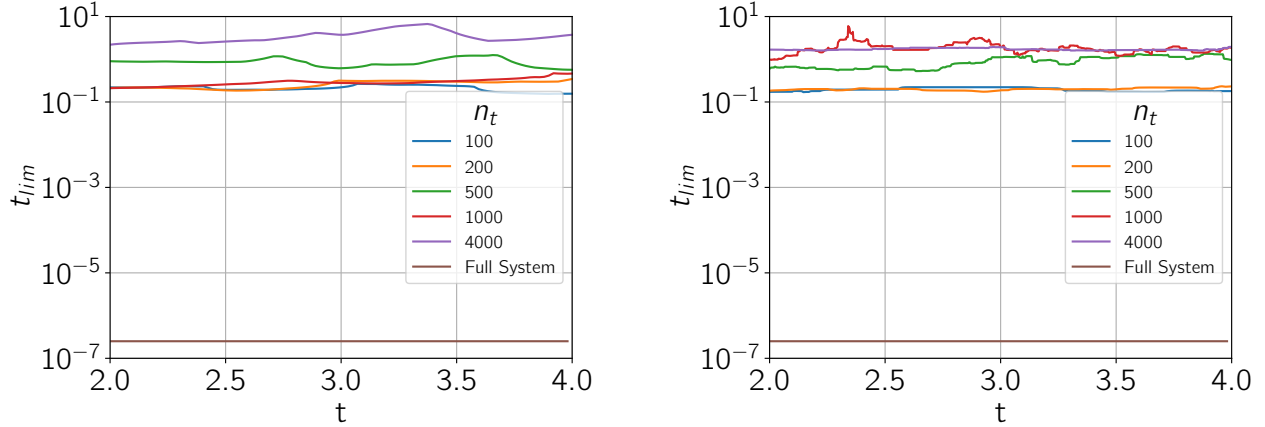


Figure 8: Limiting time-scale in the latent space (t_{lim}) as a function of time for neural ODEs with different training trajectory lengths (n_t) for the de-coupled (left) and coupled (right) training approaches. All models utilize latent dimensionality of 25 and four convolution layers.

3.1.3. Training trajectory length

The significance of another crucial hyperparameter, namely the training trajectory length n_t , was analyzed here. This parameter is chosen *a priori* and has a substantial impact on the predictive accuracy of the system. Given that the focus of this work is on time-scale analysis in the latent space, the influence of both n_t and certain hyperparameters related to network architecture of the autoencoder, on the latent time-scales, are isolated.

Figure 8 displays the limiting time-scale (t_{lim}) as a function of time for neural ODEs trained with different training trajectory lengths (n_t) in both the decoupled and coupled training approaches. The plot reveals that increasing n_t results in an augmented limiting time-scale in the latent space, indicating smoother latent space trajectories that allow for larger time-steps. Specifically, transitioning from an n_t value of 100 to 4000 leads to an increase in the limiting time-scale in the latent space by approximately two orders of magnitude.

When comparing the corresponding limiting time-scales for the coupled and decoupled training approaches, it becomes apparent that t_{lim} exhibits similar magnitudes for a given n_t value in both approaches. Consequently, the training methodology does not significantly impact the time-scale reduction in the latent space.

Summarizing the findings from previous sections, it is evident that among all the studied hyperparameters affecting time-scale reduction, the training trajectory length (n_t) is the sole parameter with a substantial impact on t_{lim} . Increasing n_t results in smoother latent space trajectories, allowing for larger time-steps in the latent space. However, for predictions at unseen parameter instances, the relationship between increasing n_t and accuracy is not straightforward, as discussed later. Consequently, there exists an optimal value for n_t that strikes the best trade-off between predictive accuracy and time-scale reduction.

Single step rollouts: To assess the predictive accuracy of the combined autoencoder neural ODE framework while excluding the impact of error accumulation from extended rollouts, we calculate the Mean Squared Error (MSE) loss \mathcal{L}_{SSR} (given by Eq. (11)) and Relative Absolute Error (RAE) (Eq. 13) following a single-step prediction in time, considering an unseen initial

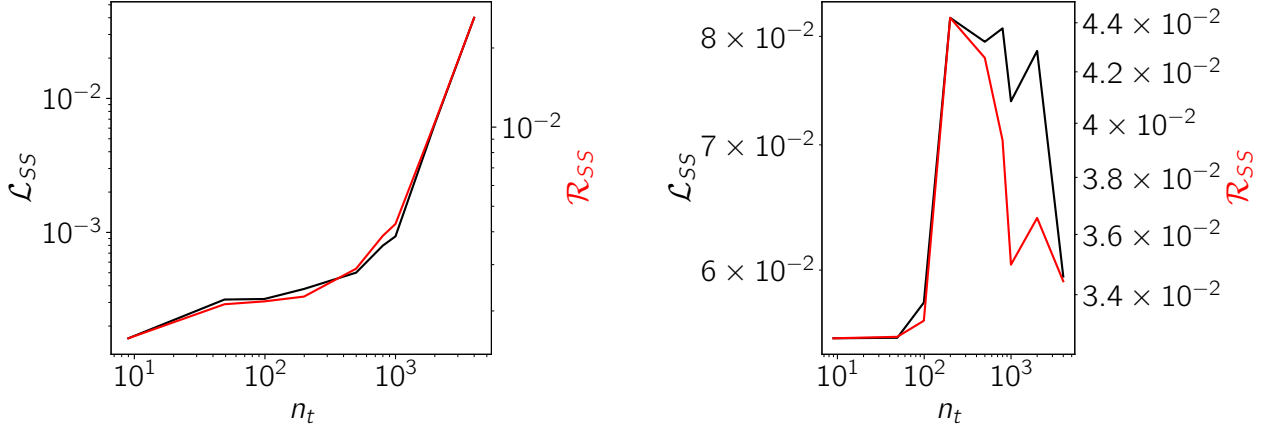


Figure 9: \mathcal{L}_{SS} (Eq. 11) and \mathcal{R}_{SS} (Eq. 13) as a function of n_t using de-coupled (left) and coupled (right) training approaches. All models utilize latent dimensionality of 25 and four convolution layers.

condition.

providing a measure of the relative error in the predicted solution. Figure 9 illustrates the \mathcal{L}_{SSR} and \mathcal{R}_{SSR} , comparing the decoupled and coupled training approaches across various n_t values.

Across the entire range of n_t values, the decoupled training approach exhibits lower MSE and RAE values. In the decoupled approach, both losses increase with n_t as expected since the single-step prediction loss is optimized for $n_t = 1$. For the coupled approach, the losses initially rise with n_t and then decrease for n_t values exceeding 200.

Rollouts: To compare the predictive accuracy of different models over longer rollout trajectory lengths, the Mean Squared Error \mathcal{L}_{RO} (given by Eq. (12)) and Relative Absolute Error \mathcal{R}_{RO} (Eq. 13) are used.

Figure 10 depicts a comparison of \mathcal{L}_{RO} and \mathcal{R}_{RO} for a rollout trajectory length $n_{RO} = 500$ timesteps in both the coupled and decoupled approaches across a range of n_t values. Notably, for the extended rollout trajectory, the decoupled approach demonstrates significantly lower error levels, nearly two orders of magnitude less, in comparison to the coupled approach.

In the case of the coupled approach, there is no discernible dependence of the rollout errors on n_t , except that lower n_t values correspond to lower rollout errors. This observation can be explained by noting that the predictive accuracy of the autoencoder and neural ODEs, trained using the coupled approach, appears to be diminishing as more samples are utilized for training (higher values of n_t).

Conversely, for the decoupled approach, the rollout losses initially increase with n_t and then reach their minimum at an optimal n_t of 500. This implies that the combined decoupled neural ODE is most adept at representing the underlying physics of the system at this specific value of n_t . Although this may seem expected, the identification of this 'optimal' n_t holds substantial significance for achieving the best predictive accuracy. Subsequent sections explore a method to determine this optimal n_t *a priori*, providing insights into achieving the highest predictive accuracy.

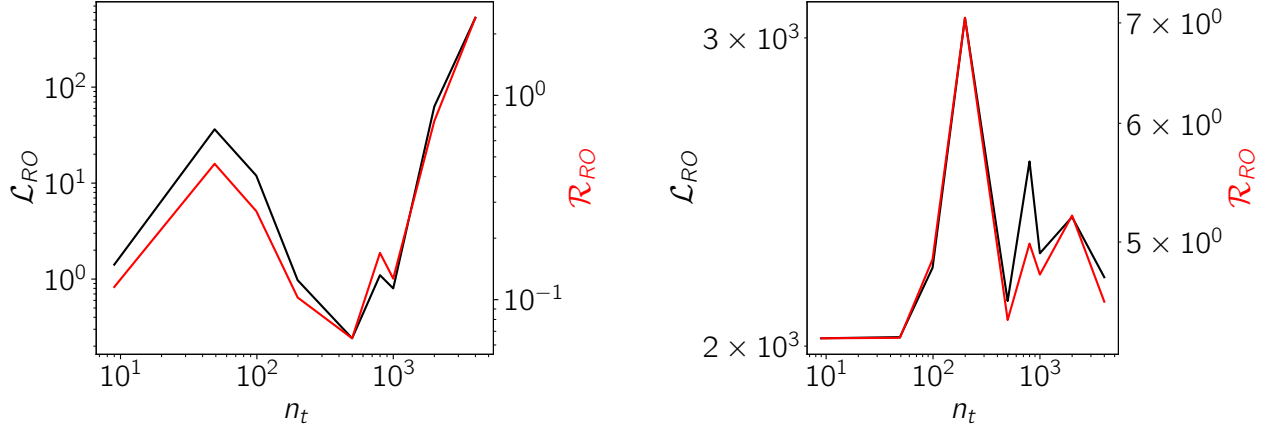


Figure 10: \mathcal{L}_{RO} (Eq. 12) and \mathcal{R}_{RO} (Eq. 14) for a rollout trajectory length $n_{\text{RO}} = 500$ as a function of n_t using de-coupled (left) and coupled (right) training approaches. Models utilize latent dimensionality of 25 and four convolution layers.

3.1.4. Largest time-scales

In addition to investigating the limiting time-scales in the latent space, we also explore the largest time scales, represented by the inverse of the smallest eigenvalues of the right-hand side Jacobian and denoted as t_{max} (defined in Section 2.6). The largest time-scales of a dynamical system typically contain the majority of the system’s energy, and ideally, a neural ODE that captures these large time-scales should yield better predictive accuracy.

Figure 11 (left) shows \mathcal{L}_{RO} as a function of n_t for different rollout trajectory lengths n_{RO} . It can be seen that for $n_{\text{RO}} = 500$ and lower, the lowest \mathcal{L}_{RO} is seen near $n_t = 500$. As n_{RO} is increased beyond 500, the minimum shifts to $n_t = 1000$ and this trend remains consistent for all higher n_{RO} values, suggesting that neural ODEs with $n_t = 500$ and $n_t = 1000$ have the highest predictive accuracy for rollout predictions.

To understand why this is the case, Fig. 11 (right) illustrates t_{max} as a function of time for neural ODEs with different training trajectory lengths. The plot reveals that the neural ODEs trained with $n_t = 500$ and $n_t = 1000$ have t_{max} values closely aligning with those of the full system, in contrast to higher (4000) and lower (8) n_t values. As observed in Fig. 10 and 11, since $n_t = 500$ and $n_t = 1000$ yield the lowest rollout errors for unseen parameter instances, this observation suggests that neural ODEs with the best predictive accuracy have t_{max} values closely aligned with those of the full system, and therefore effectively capture the slowest evolving physics.

While the precise determination of an optimal value for n_t remains unclear, the results shown here suggest that examining neural ODE behavior on the basis of t_{max} can offer insights into the range of n_t values that would likely result in the best predictive accuracy.

3.2. Extension to Channel Detonations

In this section, to further demonstrate the generality of the timescale relationships described in the context of the KS equations in the previous sections, additional studies of the neural ODE strategy are performed on the compressible reacting Navier-Stokes equations. More specifically, surrogate models are constructed for unsteady gaseous detonations in a one-dimensional

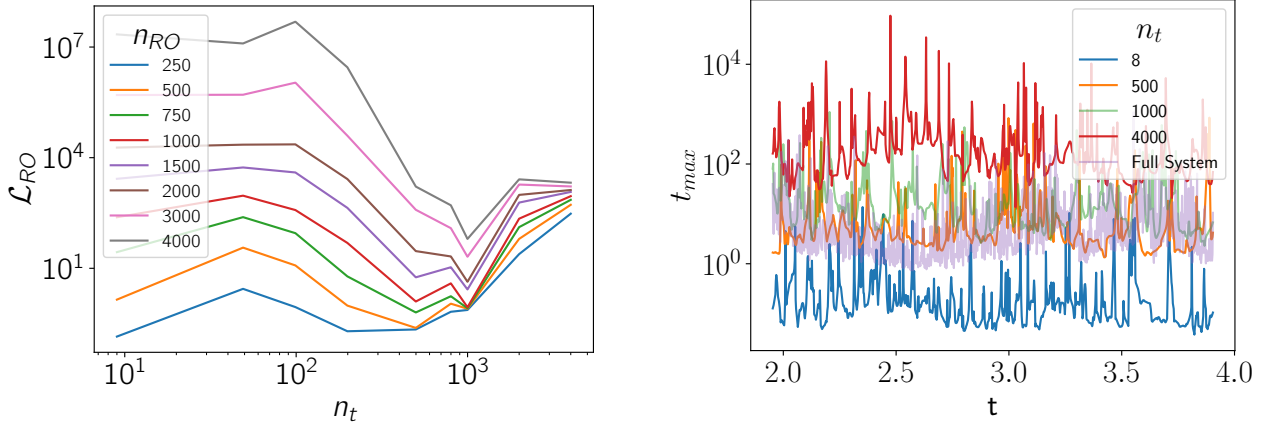


Figure 11: **(Left)** \mathcal{L}_{RO} (Eq. 12) as a function of n_t for different rollout trajectory lengths n_{RO} using the de-coupled training strategy. **(Right)** Largest time-scale in the latent space (t_{max}) (Eq. 17) as a function of time for neural ODE with different training trajectory lengths (n_t). Models utilize latent dimensionality of 25 and four convolution layers.

channel configuration, constituting a more realistic and highly advection-dominated demonstration case that incorporates multiple transported variables. In broad terms, an unsteady detonation can be interpreted as a propagating shockwave coupled with a chemical reaction zone [69]. Accelerated simulations of detonation-containing flows are of significant interest to the high-speed propulsion community, where emerging concepts reliant on detonation-based combustion offer pathways for higher efficiency and robust designs [69, 70]. In this context, similar to the KS demonstration studies in the previous sections, numerical solutions of the compressible NS equations with detailed chemical kinetics are used to generate ground-truth trajectory data describing the propagation of self-sustained detonation waves, from which the combined autoencoder-neural ODE models are trained. The objective is to not only showcase the capability of neural-ODE based approaches in modeling detonation dynamics, but also to illustrate consistency in neural ODE timescale trends (namely, the relationship between n_t and the latent timescales) across fundamentally different PDEs.

The detonation configuration and initiation strategy is shown in Fig. 12. More specifically, unsteady Hydrogen-Air detonations are initialized in the manner of Ref. [71], where a driver gas at elevated pressure and temperature near the left wall is used to establish a self-sustained Chapman-Jouguet detonation wave that propagates through the channel. To generate ground-truth detonation data to train the data-based models, the compressible reacting NS equations are solved using an in-house flow solver developed at the University of Michigan based on the AMReX framework [72]. The solver is a block-structured adaptive mesh refinement (AMR) extension of the extensively verified UMReactingFlow [73] (note that although an AMR-based solver is employed here, grid refinement is not used in this study). A globally second-order finite-volume strategy is utilized, where advection terms are treated with slope-limited Harten-Lax-van Leer-Contact approximate Riemann solver [74] and diffusion terms are treated using standard central schemes. Detailed chemistry kinetics routines (species production rate and transport coefficient evaluations) are handled by Cantera [75]. In this work, hydrogen-air chemistry is modeled using the 9 species, 21 reaction detailed mechanism of Mueller et al. (1999) [76]. Global time integration is handled using a Strang splitting strategy; chemical time inte-

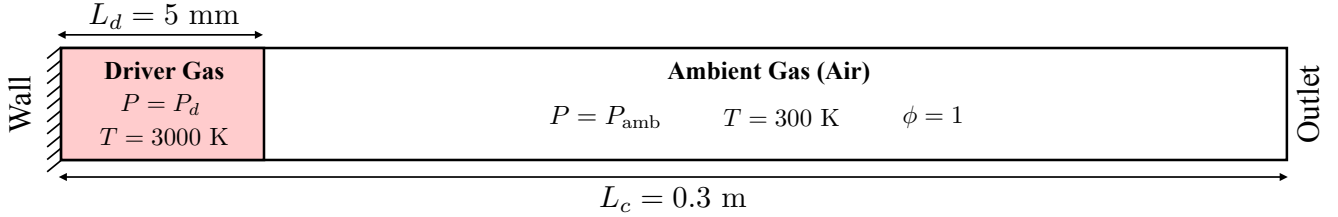


Figure 12: Schematic of channel detonation configuration and initial condition, where a high-energy driver gas is used to initialize a self-sustained detonation wave that propagates left-to-right through the channel. Ambient and driver pressures for the trajectories considered are provided in Table 1. Driver gas compositions (not shown in schematic) come from Chapman-Jouguet conditions obtained from the Shock and Detonation toolbox [77]. Initial fluid velocity is zero throughout entire domain.

gration is performed using an adaptive explicit method, and the advection-diffusion temporal advance uses a stability-preserving second-order Runge-Kutta method. The reader is directed to Ref. [73] for additional detail on the solver numerics and discretization approach.

Detonation dynamics are parameterized by both ambient gas and driver gas properties. In particular, the ambient gas is known to control detonation wave speeds, peak pressures, and chemical timescales in the wave structure (i.e., higher ambient gas pressures result in smaller chemical timescales and more chemically stiff wave structures), and the driver gas has additional, albeit more minor, effects on detonation coupling and observed wave speeds. As a result, parameters of the the trajectories used to train the models are described by two distinct driver pressure ratios and ambient pressures, and are provided in Table 1. For both the decoupled autoencoder and neural ODE, only half of the total time snapshots from each trajectory are utilized for training purposes. In each snapshot, each spatial discretization point stores fluid density, pressure, temperature, velocity, and all species mass fractions, resulting in an input snapshot channel depth of 13 (in contrast to the unity depth used in the KS equation).

Trajectory	P_{amb}	T_{amb}	P_d/P_{amb}	T_d/T_{amb}	Training Snapshots	Testing Snapshots
1	0.5 atm	300 K	40	10	7500	7500
2	1 atm	300 K	20	10	7500	7500

Table 1: Detonation dataset description.

For all ground-truth simulation trajectories, the detonation channel length was set to 0.3 m, the grid resolution was fixed to $50 \mu\text{m}$. This resolution was sufficient enough to allow for proper formation of a self-sustained detonation, allowing all complex reacting flow dynamics to be captured. The simulation time step was fixed to 5 ns, and snapshots were written at intervals of $\Delta t = 10^{-8}$ for neural ODE training and inference. Examples of detonation wave evolution, along with the corresponding smooth latent space trajectories are shown in Figure 13. Figure 14 shows the peak pressure traces for both the considered trajectories.

3.2.1. Extrapolation in time

The predictive accuracy of the trained autoencoder neural ODE framework trained using the decoupled approach and with $n_t = 250$, $n_{\hat{a}} = 10$ and four convolutional layers in the autoencoder (see Figure 2), is evaluated by extrapolating in time beyond the training dataset, extending until the shock and flame exit the domain. In Fig. 15 and Fig. 16, the predicted and

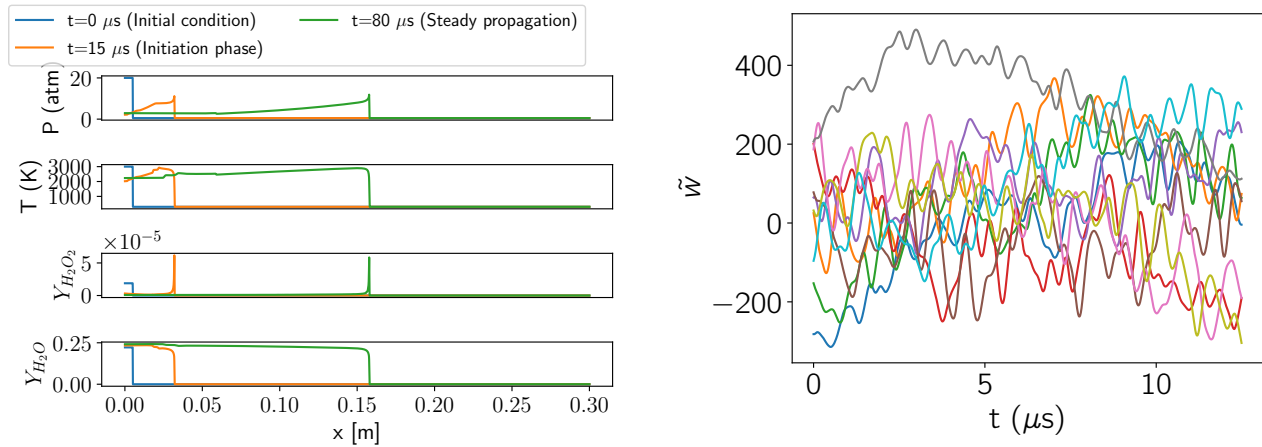


Figure 13: (Left) Pressure, temperature and species mass fractions fields for Trajectory 1 at different time instances showing the initial condition, initiation phase and self-sustained propagation phase. (Right) Latent space trajectories obtained during self-sustained propagation phase (with $n_t = 250$, $N_w = 10$ and four convolutional layers in the autoencoder).

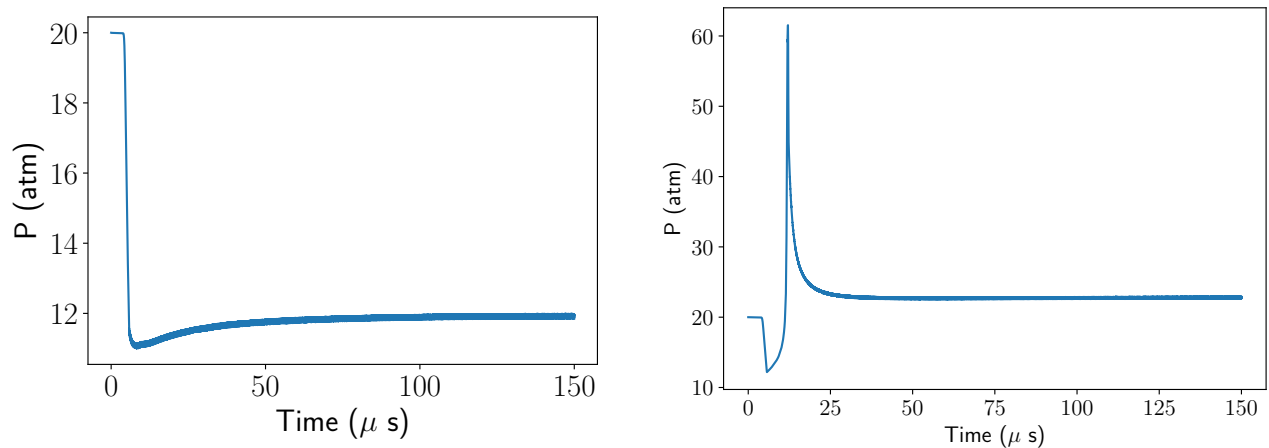


Figure 14: Peak pressure traces for Trajectory 1 and 2 (left and right, respectively). See Table 1 for trajectory descriptions.

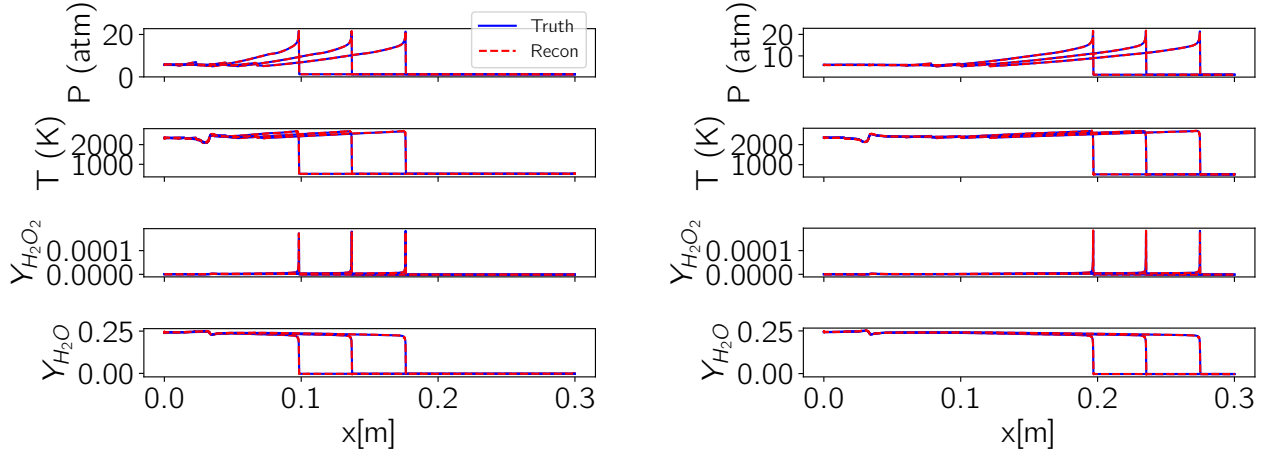


Figure 15: Comparison of the ground truth and predicted fields for Trajectory 1 within the training set (left) and outside the training set (right). Results shown for $n_t = 250$, $N_w = 10$, and four convolutional layers, with extrapolation time of $37.5 \mu s$ (7500 time-steps)

ground truth normalized pressure, temperature, and mass fractions for H_2O_2 and H_2O profiles are presented at time instances within and outside the training set. The results indicate that the neural ODE autoencoder framework closely aligns with the ground truth data within the training dataset and effectively extrapolates in time for both driver pressure ratios and ambient pressures.

3.2.2. Effect of network hyperparameters

Figure 17 displays the Mean Squared Error (MSE) of predicted trajectories beyond the training set, calculated over 1250 samples, as a function of n_t . The graph reveals that the error is minimized at an optimal value of n_t , similar to what is observed in Figure 10 for the KS equations.

Figure 18 illustrates the limiting time-scale in the latent space, denoted as t_{lim} , over time for neural ODEs trained with different values of n_t . The graph indicates that increasing n_t leads to higher values for t_{lim} , resulting in smoother latent space trajectories. This trend aligns with the observations for the KS equations shown in Fig. 8. Comparing the latent space's limiting ($t_{lim}(t)$) and largest ($t_{max}(t)$) time-scales to their physical space counterparts, as in the KS equation, poses a challenge because the code generating the data prevents differentiation through the full-order dynamical system, essential for calculating Jacobians ($\frac{\partial F}{\partial u}$) required to determine the full-system time-scales.

4. Conclusions

This work explores the applicability of autoencoder-based neural ODE surrogate models for accelerated simulation of PDE-based systems in which advection terms play a critical role. Overall, the strategy was found to produce effective models for challenging unsteady advection-dominated dynamics in the context of both the Kuramoto-Sivashinsky and compressible reacting Navier-Stokes equations (a detonation configuration described by detailed chemical kinetics).

Alongside predictive demonstrations, however, the key thrust of this work was to uncover physical insight into the sources of model acceleration (i.e., how the neural ODE achieves its

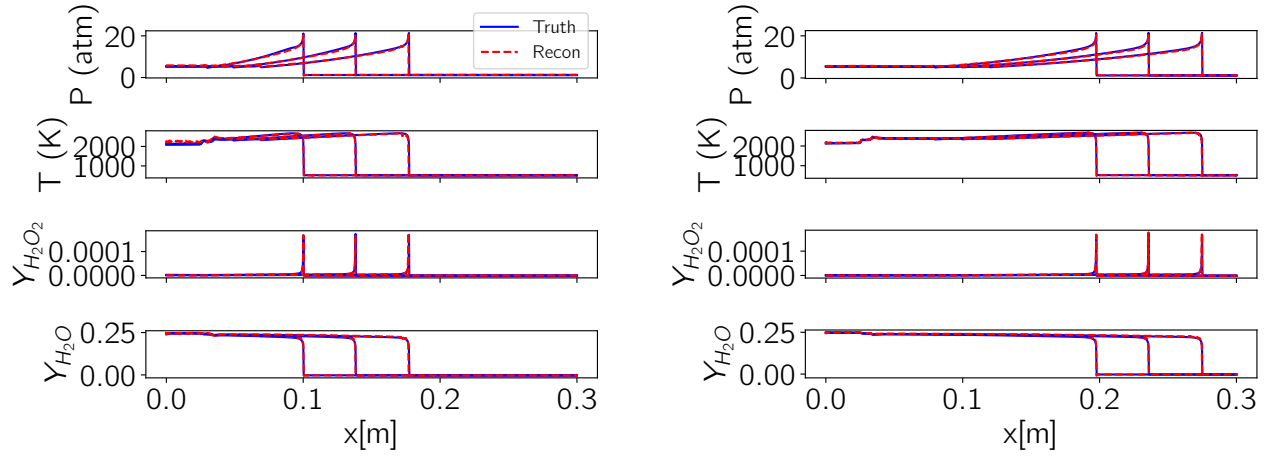


Figure 16: Comparison of the ground truth and predicted fields for Trajectory 2 within the training set (left) and outside the training set (right). Results shown for $n_t = 125$, $N_w = 10$, and four convolutional layers, with extrapolation time of $37.5 \mu s$ (7500 time-steps)

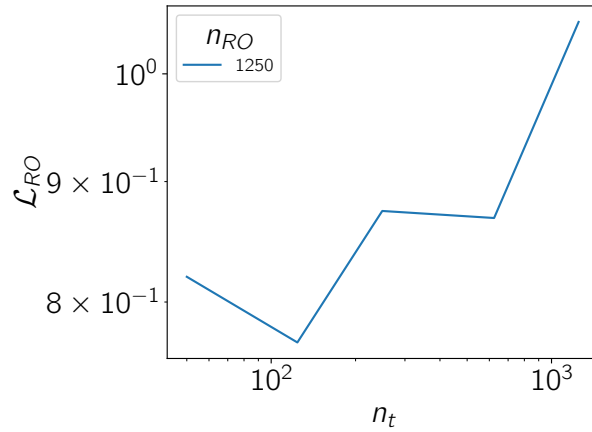


Figure 17: \mathcal{L}_{RO} (Eq. 12) for a rollout trajectory length $n_{RO} = 1250$, as a function of n_t ($N_w = 10$ and four convolutional layers).

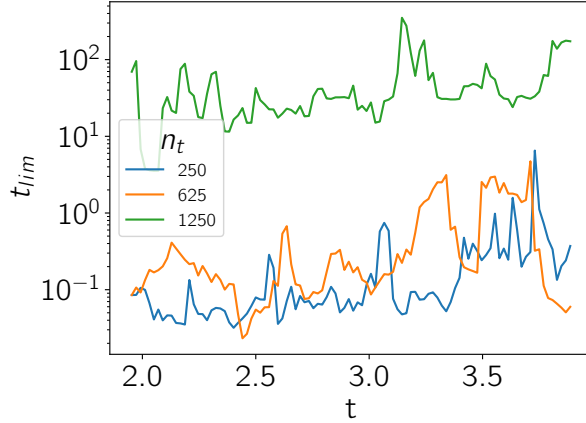


Figure 18: Limiting time-scale in the latent space (t_{lim}) (Eq. 17) as a function of time for neural ODEs with different training trajectory lengths n_t ($N_w = 10$ and four convolutional layers)

acceleration). Since acceleration in such surrogate models is intrinsically tied to the elimination of prohibitive time-scales, the conceptual framework to facilitate this portion of the study came from the quantification, and in-depth analysis, of neural ODE time-scales.

More specifically, through eigenvalue analysis of dynamical system Jacobians, the effects of both autoencoder and neural ODE components on latent system time-scales in the surrogate model was quantified and analyzed in this work. To this end, the sensitivity of various critical training parameters – de-coupled versus end-to-end training, latent space dimensionality, and the role of training trajectory length, for example – to both model accuracy and the discovered latent system timescales was investigated in detail.

Conducting eigenvalue-based timescale analysis on the KS equations proved instrumental in isolating the impact of individual training hyperparameters on timescale elimination in the latent space. Notably, the number of convolutional layers in the autoencoder and the latent dimensionality exhibited little discernible effect on latent space timescales. Interestingly, the training methodology — in terms of coupled versus de-coupled optimization of the autoencoder and neural ODE components — also did not have any effect on the time-scale reduction, although, as reported in recent work [53], the decoupled training approach had lower single-step and rollout errors for both PDE systems tested here.

On the other hand, the training trajectory length, denoted as n_t , emerged as a crucial parameter governing latent timescales. More specifically, it was found that increasing n_t generally increases the limiting (smallest) timescales (t_{lim}) in latent space, resulting in smoother latent trajectories which in turn translates to greater levels of achievable acceleration. Exceeding a certain n_t threshold, however, diminished predictive accuracy. Consequently, an optimal n_t value, striking a balance between timescale elimination and predictive accuracy, was identified for both the KS equation and the detonation test case.

Efforts to establish a framework for *a priori* identification of this optimal n_t value based on the problem’s physics involved analyzing the largest timescales (t_{max}) in the latent space for various n_t values. For the KS results observed here, the largest time-scales of the neural ODE

exhibiting the best predictive accuracy were found to align closely with those of the full-order system, pointing to the role of capturing slow-moving dynamics in the surrogate latent space for enhanced accuracy. For the unsteady detonation, a similar general trend was seen in that the rollout error was shown to be minimized at an particular value of n_t . Although promising, further studies need to be done to investigate both the generality of time-scale relationships observed here and neural ODE feasibility in modeling the compressible reacting Navier-Stokes equations. Such aspects will be explored in future work.

Acknowledgements

This research used resources of the Argonne Leadership Computing Facility (ALCF), a U.S. Department of Energy (DOE) Office of Science user facility at Argonne National Laboratory and is based on research supported by the U.S. DOE Office of Science-Advanced Scientific Computing Research Program, under Contract No. DE-AC02-06CH11357. The authors would also like to acknowledge the ALCF Summer intern program. SB acknowledges support from the AETS fellowship from Argonne National Laboratory, provided by the Director, Office of Science, of the U.S. Department of Energy under contract DE-AC02-06CH11357. RM acknowledges funding support from ASCR for DOE-FOA-2493 “Data-intensive scientific machine learning”.

References

- [1] P. Moin, K. Mahesh, Direct numerical simulation: a tool in turbulence research, *Annual review of fluid mechanics* 30 (1) (1998) 539–578.
- [2] V. Raman, M. Hassanaly, Emerging trends in numerical simulations of combustion systems, *Proceedings of the Combustion Institute* 37 (2) (2019) 2073–2089.
- [3] F. Alexander, A. Almgren, J. Bell, A. Bhattacharjee, J. Chen, P. Colella, D. Daniel, J. DeSlippe, L. Diachin, E. Draeger, et al., Exascale applications: skin in the game, *Philosophical Transactions of the Royal Society A* 378 (2166) (2020) 20190056.
- [4] D. J. Lucia, P. S. Beran, W. A. Silva, Reduced-order modeling: new approaches for computational physics, *Progress in aerospace sciences* 40 (1-2) (2004) 51–117.
- [5] R. O. Fox, Large-eddy-simulation tools for multiphase flows, *Annual Review of Fluid Mechanics* 44 (2012) 47–76.
- [6] C. Fureby, Towards the use of large eddy simulation in engineering, *Progress in Aerospace Sciences* 44 (6) (2008) 381–396.
- [7] J. A. Langford, R. D. Moser, Optimal les formulations for isotropic turbulence, *Journal of fluid mechanics* 398 (1999) 321–346.
- [8] M. Germano, U. Piomelli, P. Moin, W. H. Cabot, A dynamic subgrid-scale eddy viscosity model, *Physics of Fluids A: Fluid Dynamics* 3 (7) (1991) 1760–1765.
- [9] R. J. Adrian, P. Moin, Stochastic estimation of organized turbulent structure: homogeneous shear flow, *Journal of Fluid Mechanics* 190 (1988) 531–559.
- [10] C. Foias, G. R. Sell, R. Temam, Inertial manifolds for nonlinear evolutionary equations, *Journal of differential equations* 73 (2) (1988) 309–353.

- [11] M. Akram, M. Hassanaly, V. Raman, An approximate inertial manifold (aim) based closure for turbulent flows, *AIP Advances* 12 (7) (2022).
- [12] E. J. Parish, K. Duraisamy, Non-markovian closure models for large eddy simulations using the mori-zwanzig formalism, *Physical Review Fluids* 2 (1) (2017) 014604.
- [13] H. Pitsch, Large-eddy simulation of turbulent combustion, *Annu. Rev. Fluid Mech.* 38 (2006) 453–482.
- [14] G. Boffetta, R. E. Ecke, Two-dimensional turbulence, *Annual review of fluid mechanics* 44 (2012) 427–451.
- [15] J. N. Kutz, Deep learning in fluid dynamics, *Journal of Fluid Mechanics* 814 (2017) 1–4.
- [16] K. Duraisamy, G. Iaccarino, H. Xiao, Turbulence modeling in the age of data, *Annual review of fluid mechanics* 51 (2019) 357–377.
- [17] G. Berkooz, P. Holmes, J. L. Lumley, The proper orthogonal decomposition in the analysis of turbulent flows, *Annual review of fluid mechanics* 25 (1) (1993) 539–575.
- [18] P. J. Schmid, Dynamic mode decomposition and its variants, *Annual Review of Fluid Mechanics* 54 (2022) 225–254.
- [19] A. Towne, O. T. Schmidt, T. Colonius, Spectral proper orthogonal decomposition and its relationship to dynamic mode decomposition and resolvent analysis, *Journal of Fluid Mechanics* 847 (2018) 821–867.
- [20] J. Burkardt, M. Gunzburger, H.-C. Lee, Centroidal voronoi tessellation-based reduced-order modeling of complex systems, *SIAM Journal on Scientific Computing* 28 (2) (2006) 459–484.
- [21] E. Kaiser, B. R. Noack, L. Cordier, A. Spohn, M. Segond, M. Abel, G. Daviller, J. Östh, S. Krajnović, R. K. Niven, Cluster-based reduced-order modelling of a mixing layer, *Journal of Fluid Mechanics* 754 (2014) 365–414.
- [22] S. Barwey, V. Raman, Data-driven reduction and decomposition with time-axis clustering, *Proceedings of the Royal Society A* 479 (2274) (2023) 20220776.
- [23] S. Hijazi, G. Stabile, A. Mola, G. Rozza, Data-driven pod-galerkin reduced order model for turbulent flows, *Journal of Computational Physics* 416 (2020) 109513.
- [24] A. Lario, R. Maulik, O. T. Schmidt, G. Rozza, G. Mengaldo, Neural-network learning of spod latent dynamics, *Journal of Computational Physics* 468 (2022) 111475.
- [25] M. Ohlberger, S. Rave, Reduced basis methods: Success, limitations and future challenges, *arXiv preprint arXiv:1511.02021* (2015).
- [26] K. Lee, K. T. Carlberg, Model reduction of dynamical systems on nonlinear manifolds using deep convolutional autoencoders, *Journal of Computational Physics* 404 (2020) 108973. doi:<https://doi.org/10.1016/j.jcp.2019.108973>.
URL <https://www.sciencedirect.com/science/article/pii/S0021999119306783>

- [27] R. Maulik, B. Lusch, P. Balaprakash, Reduced-order modeling of advection-dominated systems with recurrent neural networks and convolutional autoencoders, *Physics of Fluids* 33 (3) (2021).
- [28] K. Lee, K. T. Carlberg, Model reduction of dynamical systems on nonlinear manifolds using deep convolutional autoencoders, *Journal of Computational Physics* 404 (2020) 108973.
- [29] A. Glaws, R. King, M. Sprague, Deep learning for in situ data compression of large turbulent flow simulations, *Physical Review Fluids* 5 (11) (2020) 114602.
- [30] M. Tschannen, O. Bachem, M. Lucic, Recent advances in autoencoder-based representation learning, *arXiv preprint arXiv:1812.05069* (2018).
- [31] B. Lusch, J. N. Kutz, S. L. Brunton, Deep learning for universal linear embeddings of nonlinear dynamics, *Nature communications* 9 (1) (2018) 4950.
- [32] A. Gruber, M. Gunzburger, L. Ju, Z. Wang, A comparison of neural network architectures for data-driven reduced-order modeling, *Computer Methods in Applied Mechanics and Engineering* 393 (2022) 114764.
- [33] S. Barwey, V. Shankar, V. Viswanathan, R. Maulik, Multiscale graph neural network autoencoders for interpretable scientific machine learning, *Journal of Computational Physics* (2023) 112537.
- [34] D. Liu, G. Liu, A transformer-based variational autoencoder for sentence generation, in: *2019 International Joint Conference on Neural Networks (IJCNN)*, IEEE, 2019, pp. 1–7.
- [35] K. Lee, E. J. Parish, Parameterized neural ordinary differential equations: Applications to computational physics problems, *Proceedings of the Royal Society A* 477 (2253) (2021) 20210162.
- [36] J. Xu, K. Duraisamy, Multi-level convolutional autoencoder networks for parametric prediction of spatio-temporal dynamics, *Computer Methods in Applied Mechanics and Engineering* 372 (2020) 113379.
- [37] J. Yu, C. Yan, M. Guo, Non-intrusive reduced-order modeling for fluid problems: A brief review, *Proceedings of the Institution of Mechanical Engineers, Part G: Journal of Aerospace Engineering* 233 (16) (2019) 5896–5912.
- [38] S. Fresca, L. Dede', A. Manzoni, A comprehensive deep learning-based approach to reduced order modeling of nonlinear time-dependent parametrized pdes, *Journal of Scientific Computing* 87 (2021) 1–36.
- [39] K. Duraisamy, Z. J. Zhang, A. P. Singh, New approaches in turbulence and transition modeling using data-driven techniques, in: *53rd AIAA Aerospace sciences meeting*, 2015, p. 1284.
- [40] J. S. Hesthaven, S. Ubbiali, Non-intrusive reduced order modeling of nonlinear problems using neural networks, *Journal of Computational Physics* 363 (2018) 55–78.

- [41] R. Maulik, A. Mohan, B. Lusch, S. Madireddy, P. Balaprakash, D. Livescu, Time-series learning of latent-space dynamics for reduced-order model closure, *Physica D: Nonlinear Phenomena* 405 (2020) 132368.
- [42] S. B. Reddy, A. R. Magee, R. K. Jaiman, J. Liu, W. Xu, A. Choudhary, A. Hussain, Reduced order model for unsteady fluid flows via recurrent neural networks, in: *International Conference on Offshore Mechanics and Arctic Engineering*, Vol. 58776, American Society of Mechanical Engineers, 2019, p. V002T08A007.
- [43] W. Ji, W. Qiu, Z. Shi, S. Pan, S. Deng, Stiff-pinn: Physics-informed neural network for stiff chemical kinetics, *The Journal of Physical Chemistry A* 125 (36) (2021) 8098–8106.
- [44] Z. Jiang, P. Tahmasebi, Z. Mao, Deep residual u-net convolution neural networks with autoregressive strategy for fluid flow predictions in large-scale geosystems, *Advances in Water Resources* 150 (2021) 103878.
- [45] E. Yeung, S. Kundu, N. Hodas, Learning deep neural network representations for koopman operators of nonlinear dynamical systems, in: *2019 American Control Conference (ACC)*, IEEE, 2019, pp. 4832–4839.
- [46] R. T. Chen, Y. Rubanova, J. Bettencourt, D. K. Duvenaud, Neural ordinary differential equations, *Advances in neural information processing systems* 31 (2018).
- [47] O. Owoyele, P. Pal, Chemnode: A neural ordinary differential equations framework for efficient chemical kinetic solvers, *Energy and AI* 7 (2022) 100118.
- [48] C. Finlay, J.-H. Jacobsen, L. Nurbekyan, A. Oberman, How to train your neural ode: the world of jacobian and kinetic regularization, in: *International conference on machine learning*, PMLR, 2020, pp. 3154–3164.
- [49] T. Kumar, P. Pal, A physics-constrained neuralode approach for robust learning of stiff chemical kinetics, 2023.
- [50] T. Kumar, A. Kumar, P. Pal, A posteriori evaluation of a physics-constrained neural ordinary differential equations approach coupled with cfd solver for modeling stiff chemical kinetics (2023). [arXiv:2312.00038](https://arxiv.org/abs/2312.00038).
- [51] S. Dutta, P. Rivera-Casillas, M. W. Farthing, Neural ordinary differential equations for data-driven reduced order modeling of environmental hydrodynamics, *arXiv preprint arXiv:2104.13962* (2021).
- [52] A. J. Linot, J. W. Burby, Q. Tang, P. Balaprakash, M. D. Graham, R. Maulik, Stabilized neural ordinary differential equations for long-time forecasting of dynamical systems, *Journal of Computational Physics* 474 (2 2023). doi:10.1016/j.jcp.2022.111838.
- [53] Z. Y. Wan, L. Zepeda-Núñez, A. Boral, F. Sha, Evolve smoothly, fit consistently: Learning smooth latent dynamics for advection-dominated systems, *arXiv preprint arXiv:2301.10391* (2023).
- [54] H. E. Dikeman, H. Zhang, S. Yang, Stiffness-reduced neural ode models for data-driven reduced-order modeling of combustion chemical kinetics, in: *AIAA SCITECH 2022 Forum*, 2022, p. 0226.

- [55] V. Vijayarangan, H. Uranakara, S. Barwey, R. Malpica Galassi, R. Malik, M. Valorani, V. Raman, H. Im, A data-driven reduced-order model for stiff chemical kinetics using dynamics-informed training, *Energy and AI* 15 (2023) 100325. doi:10.1016/j.egyai.2023.100325.
- [56] D. Amsallem, J. Cortial, K. Carlberg, C. Farhat, A method for interpolating on manifolds structural dynamics reduced-order models, *International Journal for Numerical Methods in Engineering* 80 (2009) 1241 – 1258. doi:10.1002/nme.2681.
- [57] T. Lieu, C. Farhat, Adaptation of aeroelastic reduced-order models and application to an f-16 configuration, *AIAA journal* 45 (6) (2007) 1244–1257.
- [58] T. Lieu, C. Farhat, M. Lesoinne, Reduced-order fluid/structure modeling of a complete aircraft configuration, *Computer methods in applied mechanics and engineering* 195 (41-43) (2006) 5730–5742.
- [59] L. Mathelin, O. Le Maître, Robust control of uncertain cylinder wake flows based on robust reduced order models, *Computers & Fluids* 38 (6) (2009) 1168–1182.
- [60] S. Hovland, J. T. Gravdahl, K. E. Willcox, Explicit model predictive control for large-scale systems via model reduction, *Journal of guidance, control, and dynamics* 31 (4) (2008) 918–926.
- [61] A. Paszke, S. Gross, F. Massa, A. Lerer, J. Bradbury, G. Chanan, T. Killeen, Z. Lin, N. Gimeshein, L. Antiga, et al., Pytorch: An imperative style, high-performance deep learning library, *Advances in neural information processing systems* 32 (2019).
- [62] R. T. Q. Chen, torchdiffeq (2018).
URL <https://github.com/rtqichen/torchdiffeq>
- [63] U. Maas, S. B. Pope, Implementation of simplified chemical kinetics based on intrinsic low-dimensional manifolds (1992).
- [64] K. D. Mease, S. Bharadwaj, S. Iravanchy, Timescale analysis for nonlinear dynamical systems, *Journal of Guidance, Control, and Dynamics* 26 (2003) 318–330. doi:10.2514/2.5049.
- [65] M. Valorani, D. A. Goussis, Explicit time-scale splitting algorithm for stiff problems: Auto-ignition of gaseous mixtures behind a steady shock, *Journal of Computational Physics* 169 (2001) 44–79. doi:10.1006/jcph.2001.6709.
- [66] D. Kochkov, J. A. Smith, A. Alieva, Q. Wang, M. P. Brenner, S. Hoyer, Machine learning-accelerated computational fluid dynamics, *Proceedings of the National Academy of Sciences* 118 (21) (May 2021). doi:10.1073/pnas.2101784118.
URL <http://dx.doi.org/10.1073/pnas.2101784118>
- [67] G. Dresdner, D. Kochkov, P. Norgaard, L. Zepeda-Núñez, J. A. Smith, M. P. Brenner, S. Hoyer, Learning to correct spectral methods for simulating turbulent flows (2023). arXiv:2207.00556.

- [68] Y. Bar-Sinai, S. Hoyer, J. Hickey, M. P. Brenner, Learning data-driven discretizations for partial differential equations, *Proceedings of the National Academy of Sciences* 116 (31) (2019) 15344–15349. doi:10.1073/pnas.1814058116.
URL <http://dx.doi.org/10.1073/pnas.1814058116>
- [69] J. E. Shepherd, Detonation in gases, *Proceedings of the Combustion Institute* 32 (1) (2009) 83–98.
- [70] V. Raman, S. Prakash, M. Gamba, Nonidealities in rotating detonation engines, *Annual Review of Fluid Mechanics* 55 (2023) 639–674.
- [71] S. Yungster, K. Radhakrishnan, Pulsating one-dimensional detonations in hydrogen–air mixtures, *Combustion Theory and Modelling* 8 (4) (2004) 745.
- [72] W. Zhang, A. Almgren, V. Beckner, J. Bell, J. Blaschke, C. Chan, M. Day, B. Friesen, K. Gott, D. Graves, et al., Amrex: a framework for block-structured adaptive mesh refinement, *The Journal of Open Source Software* 4 (37) (2019) 1370.
- [73] R. Bielawski, S. Barwey, S. Prakash, V. Raman, Highly-scalable gpu-accelerated compressible reacting flow solver for modeling high-speed flows, *Computers & Fluids* (2023) 105972.
- [74] P. Batten, N. Clarke, C. Lambert, D. M. Causon, On the choice of wavespeeds for the hllc riemann solver, *SIAM Journal on Scientific Computing* 18 (6) (1997) 1553–1570.
- [75] D. G. Goodwin, H. K. Moffat, R. L. Speth, *Cantera: An object-oriented software toolkit for chemical kinetics, thermodynamics, and transport processes* (2018).
- [76] M. Mueller, T. Kim, R. Yetter, F. Dryer, Flow reactor studies and kinetic modeling of the H_2/O_2 reaction, *International journal of chemical kinetics* 31 (2) (1999) 113–125.
- [77] S. Browne, J. Ziegler, N. Bitter, B. Schmidt, J. Lawson, J. Shepherd, *Sdtoolbox: Numerical tools for shock and detonation wave modeling* (2018).