

# INDIC VOICES: Towards building an Inclusive Multilingual Speech Dataset for Indian Languages

Tahir Javed\*<sup>αβ</sup> Janki Atul Nawale<sup>α</sup>

Eldho Ittan George<sup>α</sup> Sakshi Joshi<sup>αβ</sup> Kaushal Santosh Bhogale<sup>αβ</sup> Deovrat Mehendale<sup>α</sup>

Ishvinder Virender Sethi<sup>α</sup> Aparna Ananthanarayanan<sup>α</sup> Hafsa Faquih<sup>α</sup> Pratiti Palit<sup>α</sup>

Sneha Ravishankar<sup>α</sup> Saranya Sukumaran<sup>α</sup> Tripura Panchagnula<sup>α</sup> Sunjay Murali<sup>α</sup>

Kunal Sharad Gandhi<sup>α</sup> Ambujavalli R<sup>α</sup> Manickam K M<sup>α</sup> C Venkata Vaijayanthi<sup>α</sup>

Krishnan Srinivasa Raghavan Karunganni<sup>α</sup>

Pratyush Kumar<sup>βγ</sup> Mitesh M Khapra<sup>αβ</sup>

<sup>α</sup>AI4Bharat

<sup>β</sup>Indian Institute of Technology Madras

<sup>γ</sup>Sarvam AI

## Abstract

We present INDIC VOICES, a dataset of natural and spontaneous speech containing a total of 7348 hours of read (9%), extempore (74%) and conversational (17%) audio from 16237 speakers covering 145 Indian districts and 22 languages. Of these 7348 hours, 1639 hours have already been transcribed, with a median of 73 hours per language. Through this paper, we share our journey of capturing the cultural, linguistic and demographic diversity of India to create a one-of-its-kind inclusive and representative dataset. More specifically, we share an open-source blueprint for data collection at scale comprising of standardised protocols, centralised tools, a repository of engaging questions, prompts and conversation scenarios spanning multiple domains and topics of interest, quality control mechanisms, comprehensive transcription guidelines and transcription tools. We hope that this open source blueprint will serve as a comprehensive starter kit for data collection efforts in other multilingual regions of the world. Using INDIC VOICES, we build IndicASR, the first ASR model to support all the 22 languages listed in the 8th schedule of the Constitution of India. All the data, tools, guidelines, models and other materials developed as a part of this work will be made publicly available.

Explore IndicVoices <https://ai4bharat.iitm.ac.in/indicvoices>

## 1 Introduction

Recent advancements in Automatic Speech Recognition (ASR) have achieved remarkable success in English [1, 2, 3, 4, 5], with single digit WERs on multiple benchmarks [6, 7, 8, 9, 10, 11]. However, despite several massively multilingual efforts such as OpenAI’s Whisper [1], Google’s USM [12] and Meta’s MMS [13], the progress on mid and low resource languages is not at par with English. The main reason for this is lack of labeled data in these languages. To mitigate this problem and improve the performance on low resource languages, three popular solutions are commonly used: (i) self supervised learning using unlabeled data [14], (ii) multilingual training to enable crosslingual

\*Corresponding author: tahir@cse.iitm.ac.in

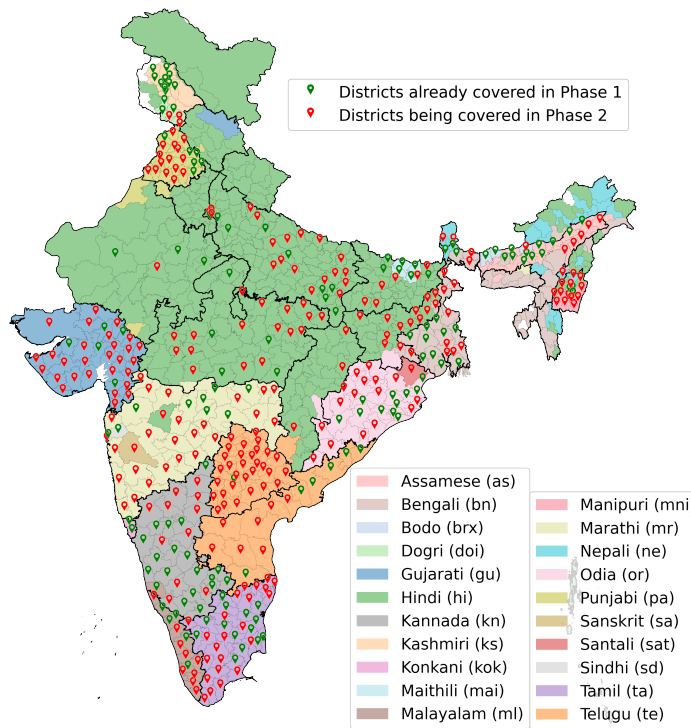


Figure 1: Primary regions of India where each of the 22 languages is spoken.

transfer from high resource languages [13] and (iii) mining *noisy* training data by auto-aligning audio and transcripts curated from the web [15, 16]. While these solutions help to an extent, they do not address the elephant in the room, which is lack of *sufficient, diverse* and *high quality* training data in these languages. In this study, we confront the elephant and set out with an ambitious goal to collect spontaneous speech data for Indian languages while respecting the linguistic, cultural and demographic diversity of India.

To understand the scale of the problem, it is important to note that there are 22 languages listed in the 8th schedule of Indian constitution, belonging to 4 different language families. These languages have a collective speaker base of 1.2B, spread across 742 districts in India. Figure 1 shows the regions of India in which each of these languages is primarily spoken. The geographical spread of the 22 languages across India contributes to a rich diversity in culture, traditions, customs, beliefs, lifestyles, preferences and interests, all underpinned by a shared Indian ethos. The onus then is to collect data which is inclusive and representative of this diversity of India.

Keeping this in mind, we set out to collect data for each of these 22 languages while ensuring a comprehensive representation across various demographics such as gender, age, educational background, and geographic location, with specific quotas for each category. Additionally, we aimed for diversity in the vocabulary, content, and recording channels, including a mix of read speech, voice commands, extempore discussions, and both wide and narrow-band recordings. We also aim to maintain a balanced representation of urban and rural speakers and recording devices, and include a significant portion of data recorded in noisy environments representing everyday usage of ASR systems. This is indeed a one-of-its-kind effort which supersedes past efforts (Table 1), in terms of number of languages covered, number of districts covered, diversity in content/topics, recording channels, nature of data (read, extempore, conversational) and so on.

To facilitate data collection at this scale, we created a clear framework which can be replicated across languages and diverse geographical locations. First, we created a centralized repository, accompanied by a frontend mobile application for enabling data collection in a remote and distributed setup using a

Dataset	#L	#Hours		#Sp	#D	Type			Channel	
		Un	Lb			R	E	C	WB	NB
CommonVoice[8]	8	-	373	-	4	X	X	X	✓	X
FLEURS[17]	13	-	163	-	-	✓	X	X	✓	X
MSR[18]	3	-	150	1286	1	X	X	✓	X	✓
OpenSLR[19]	3	-	618	1513	-	✓	X	X	✓	X
CMS[20]	6	-	35	243	1	✓	X	X	✓	X
MUCS[21]	3	-	351	158	4	✓	X	X	✓	X
Kathbath[22]	12	-	1684	1218	3	✓	X	X	✓	X
Shrutilipi[23]	12	-	6457	-	-	✓	X	X	✓	X
Graamvaani <sup>2</sup>	1	1000	108	-	-	X	X	✓	X	✓
IISc-Mile[24, 25]	2	-	500	1446	-	✓	X	X	✓	X
KDC <sup>3</sup>	1	-	1	43	-	X	X	✓	X	✓
Vākṣaṅcayāh[26]	1	-	78	27	8	X	X	X	✓	X
IITH-ISD[27]	7	-	11	35	1	✓	X	X	✓	X
IITB-MSD[28]	1	-	109	36	1	✓	X	X	✓	X
SMC-MSD <sup>4</sup>	1	-	2	75	4	X	X	X	X	X
IITM <sup>5</sup>	3	-	690	-	-	✓	X	X	✓	X
NPTEL[29]	8	-	857	-	1	✓	X	X	✓	X
IndicTTS[30]	13	-	225	25	4	✓	X	X	✓	X
Svarah[31]	1	-	10	117	37	✓	✓	✓	✓	X
SPRING-INX[32]	10	-	2005	7609	16	✓	✓	✓	✓	✓
SPIRE-SIES[33]	1	171	23	1607	-	X	✓	X	✓	X
<b>IndicVoices</b>	<b>22</b>	<b>7348</b>	<b>1639</b>	<b>16237</b>	<b>52</b>	<b>✓</b>	<b>✓</b>	<b>✓</b>	<b>✓</b>	<b>✓</b>

Table 1: Comparison of existing datasets for Indian languages in terms of number of languages (**#L**), number of hours of labeled (**Lb**) and unlabeled (**Ub**) data, number of speakers (**#Sp**), number of domains (**#D**), type of data (**R**ead/**E**xtempore/**C**onversation, wide (**WB**) or narrow band (**NB**)).

standard procedure. Second, to elicit meaningful responses from participants capturing local customs, traditions, beliefs, lifestyles, preferences, culture, etc., we created a repository of 2.5K questions, 46.6K prompts, and 1.1K (Dogri) to 4.1K (Hindi) role-play scenarios covering 21 domains and 28 topics of interest, and anchored in practical, day-to-day usage scenarios. The data collection was facilitated by a countrywide network consisting of agencies, local universities, local NGOs, and social sector professionals who acted as regional influencers to engage a variety of participants. To ensure quality in such a remote and distributed setup, we built an *in-house* quality control team who listened to every audio collected from the field and ensured adherence to our stringent acceptance criteria. Lastly, we built a team of transcribers consisting of makers, checkers and supercheckers to transcribe the data collected from the field. We also create an elaborate two-level transcription guideline which addresses the unique normalisation challenges in Indian languages arising due to a significant gap between formal written language and colloquially spoken language.

INDICVOICES is the result of this massive effort involving a total of 1893 personnel in a variety of roles such as language experts, local mobilisers, coordinators, quality control experts, transcribers, language leads and project managers. It contains a total of 7348 hours of read (9%), extempore (74%) and conversational (17%) audio data from 16237 speakers covering 145 districts and 22 languages, of which, 1639 hours have already been transcribed (the rest is under progress). We also carve out a robust ASR benchmark from INDICVOICES which would allow Indic ASR models to be evaluated on practical everyday usage scenarios across different demographics. Note that, while in this paper we mainly focus on ASR data, the collected data can be used for several other purposes such as speaker diarization, speaker identification, speaker verification, language identification, intent detection, entity extraction, query by example and audio denoising. We will discuss more about these tasks in subsequent work. While we are still far from our eventual goal of collecting  $\sim 20000$  hours of transcribed data for Indian languages, we are sharing our initial experiences with the community early on so that we can get feedback and incorporate changes in the remaining phase of the project. We hope that all the data, tools, guidelines and other material created as a part of this work serve as an open source framework for data collection projects in other multilingual regions of the world such as Africa, Southeast Asia and Latin America.

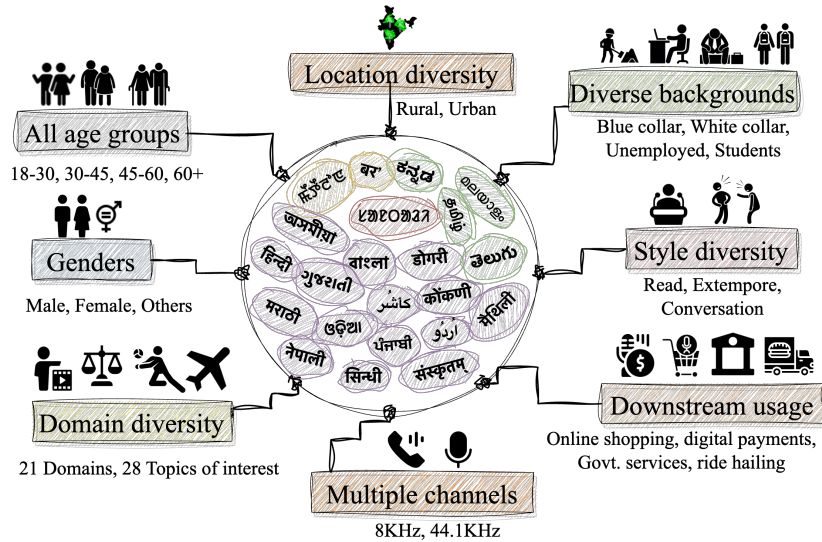


Figure 2: Demographic, geographical, domain, style and usage diversity wishlist for our data collection.

## 2 The Wishlist

The overarching goal of this project is to develop accurate speech technology for Indian languages. This is vital for ensuring digital inclusion by providing voice as a natural interface to a population of 1.2B+ speakers. The question then is “What would it take to build accurate speech technology for a diverse set of Indian languages?” The short answer is, of course, *data*. This leads to the next question, “How do you capture data which is inclusive and representative of the linguistic, demographic and cultural diversity of a country like India while being grounded in practical usage in downstream applications?” To answer this question, we outline a basic wishlist that we adhere to in our data collection effort.

**WL1. Diversity of speakers:** To ensure demographic diversity, we include speakers from various age groups, genders, educational backgrounds, and professions. We have four age brackets (18-30, 30-45, 45-60, 60+), with a minimum of 15% representation from each. Male and female genders are balanced, with efforts to include speakers of other genders. We consider four educational levels (no schooling, high school, graduates, postgraduates), ensuring at least 15% from each category. Additionally, we include speakers from three professional backgrounds (blue collar, white collar, unemployed), with a minimum of 10% from each. The quotas don’t sum to 100% to allow flexibility and practicality in representation, especially considering the varying availability of certain groups in different regions (e.g., in some rural areas it may be difficult to source enough post graduates). Thus, once the minimum quota for each sub-class is filled ensuring fair representation, there is flexibility to source remaining speakers from any of the sub-classes.

**WL2. Diversity of locations:** Given the geographical spread of different languages as shown in Figure 1 it is often the case that for a given language, the accents and colloquial usage varies from one region to another. To capture this diversity we ensure that we collect data from at least 60-80% of the districts where a given language is spoken as the primary language. Apart from capturing multiple accents, this also allows us to capture regional variations in culture, interests, preferences, etc. This also ensures that speakers from both urban and rural districts are represented in our data.

**WL3. Diversity in content:** It is important that the spoken content is not repetitive and covers multiple domains. For example, it is not prudent to ask every speaker the same questions “Tell us something about your district?” as they are likely to say very similar things. Hence, it is important to have questions related to multiple domains and topics of interest so that the speakers could engage with meaningful responses which capture regional knowledge.

**WL4. Diversity in styles:** We ensure that the data has a good representation of different styles of speech, viz., read speech, extempore speech and conversational speech involving two parties.

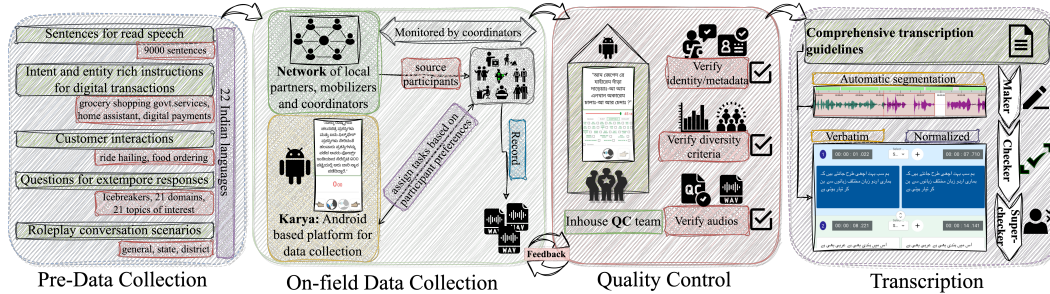


Figure 3: The four stages in the process used for collecting INDICVOICES. The collection and quality control is done using our in-house tool, an extension of Karya. The transcription is done using our in-house tool, Shoonya.

**WL5. Broad vocabulary coverage:** While ensuring diversity in content as defined above would ensure coverage of multiple domains it may still not ensure broad coverage of vocabulary. For example, it is possible that very few participants speak about topics from the legal domain resulting in poor coverage of vocabulary from this domain. To ensure broad coverage of vocabulary, we collect a fraction of the data as read speech where participants simply read sentences shown to them. For such read speech, we select sentences from 13 domains, *viz.*, legal, governance, history, geography, tourism, stem, religion, business, sports, entertainment, health, culture and news thereby ensuring broad coverage of vocabulary.

**WL6. Downstream Usage:** It is important that the data should have a good representation of scenarios encountered in everyday use cases in which speech recognition systems are likely to be used. Keeping this in mind, a fraction of the data is collected by requesting participants to perform every day interactions such as hailing a ride, making a digital payment, interacting with government services, ordering food and groceries and so on. This again ensures good coverage of entities such as brand names, numbers, alphanumeric codes, etc. which may not appear in regular extempore conversations. Further, keeping downstream usage in mind, we ensure that a fraction of the data is collected on a 8 KHZ telephony channel. This ensures representation of the usage patterns of many low-income users in India who do not have smartphones and are likely to interact with Interactive Voice Response Systems on a 8KHz telephone channel.

**WL7. Diversity in recording conditions:** Lastly, we take cognizance of the fact that in everyday usage, speech recognition systems are likely to be used in noisy environments, on a variety of devices with different quality of microphones. Hence, we ensure that the data collection happens in diverse environments such as farms, houses, open spaces, etc., using users’ mobile phones instead of a standard high quality recording setup thereby ensuring that the data captures regular usage conditions of an average user and is not biased towards high quality setups in controlled environments.

We now describe our process for data collection which is mindful of the above wishlist. At a high level, the process contains of four stages (see Figure 3), *viz.*, (i) preparation before data collection (ii) on-field data collection (iii) quality control and (iv) transcription. We describe each of these in detail below.

### 3 Pre-collection Data Preparation

Before collecting audio samples, some background preparatory work is needed to ensure that participants contribute meaningfully. For example, most participants do not respond well to simple prompts such as “let us talk for 10 minutes” or “enact some everyday interactions that you carry out on your phone using apps or calls”. Hence, to elicit rich responses and collect diverse content as listed in our wishlist we need to create some sentences, questions and scenarios which would be read, answered or enacted by the participants. We list these resources below and also mention the specific item(s) in the wishlist that they cover.

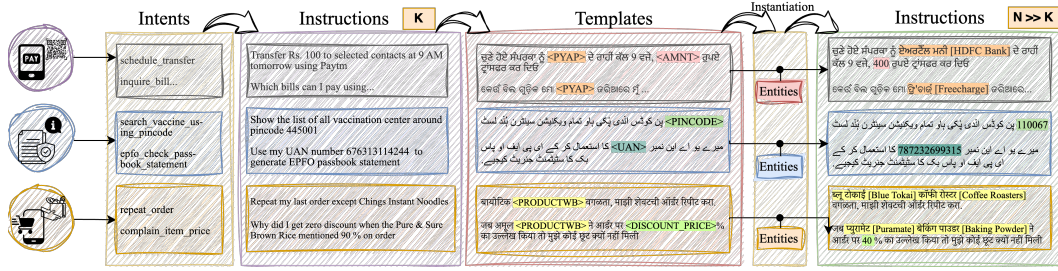


Figure 4: Standardised process for using a small number ( $k$ ) of human-created instructions to create templates and then instantiate a large number of instructions ( $N$ ) by replacing entities in the templates.

### 3.1 Sentences for read speech (WL4, WL5)

While read speech is not spontaneous, it is still useful to ensure coverage of specific words from different domains of interest. To do so, we first collected 9K sentences from Wikipedia articles belonging to 13 different domains, *viz.*, *news*, *entertainment*, *geography*, *health*, *education*, *sports*, *tourism*, *culture*, *government*, *industry*, *economy*, *legal* and *religion*. These sentences were then manually translated to 22 languages with the help of in-house translators. This ensures words such as *hydroelectricity*, *photosynthesis*, *etc.*, which may not be encountered in extempore interactions with participants, are covered in the data. We would then ask participants to read these sentences as it is to collect *read speech*.

### 3.2 Tasks involving voice assistants (WL6)

A critical application of speech recognition is found in digital voice assistants, which facilitate the execution of daily tasks and support interaction with frequently used services. To ensure that the collected data has a fair representation of such downstream usage we created task specific instructions encountered in important applications as listed below. These instructions would then be spoken by participants during data collection.

*Everyday tasks:* We refer to the MASSIVE [34] dataset which contains human created utterances directed towards an in-home personal assistant. These utterances are questions or requests covering 60 intents and 18 domains. We sampled 9K English utterances from MASSIVE covering all domains and intents, and translated them to each of the 22 Indian languages with the help of human translators. The translators were instructed to do a colloquial translation which contains code-mixing to reflect the usage pattern of an average speaker of that language, as opposed to a very formal translation. They were also instructed to perform localisation by replacing Western locations, brands, cuisines, etc. by Indian entities.

*Digital financial transactions:* In India, digital payments have experienced substantial growth due to UPI (Unified Payments Interface), widespread mobile usage, and the necessity for contactless transactions during the COVID-19 pandemic. However, for a more inclusive growth and ease of access, it is important to enable voice-based digital transactions. Therefore, accurately representing such transactions in the data we collect is imperative, especially given the distinctive characteristics of such data which contains (i) rich numeric vocabulary and long number sequences (ii) code-mixing to integrate everyday banking terminology in English with regional languages and (iii) regional and international bank names. To create representative instructions we use the following procedure (see Fig. 4). We first enumerate intents encountered in a typical digital payments app such as *transfer money*, *check balance*, *pay electricity bill* and so on. For each of these intents we ask human annotators to write 4-5 utterances which would convey the intent in colloquial everyday language. We then replace entities such as *bank names*, *account numbers*, *transaction amounts*, etc. with placeholders resulting in templates of instructions. Next, we create a list of all entities such as multi-digit or alpha-numeric (fake) bank account numbers, small to large transaction amounts, a list of all bank names and so. We then create multiple instructions from the templates by replacing the placeholders by entities from above lists. In total, we create 9.4K single turn instructions in each of the 22 languages, which would then be spoken out by participants.

*Online grocery transactions:* Another important use-case is voice based interactions with online grocery websites and apps which many Indians engage with on a daily basis. The utterances in such interactions also have unique characteristics as they contain (i) brand names (ii) product names (iii) numeric quantities and (iv) units for specifying quantities. To ensure that this important use-case is represented in our data, we followed the same procedure as above to create such interactions. Specifically, we identified intents, asked humans to write utterances capturing these intents, converted the utterances to templates by replacing entities by placeholders, created a list of entities such as numbers, brand names, product names, etc. and lastly created multiple interactions by replacing the placeholders in the templates by these real world entities. In total, we create 9.3K single turn instructions covering 31 intents and 1.7K unique entities in each of the 22 languages.

*Digital government services:* Another important use case is citizen interactions with government services. Umang is an all-in-one app launched by the Indian government which allows citizens to access services related to passport, unique financial id, unique national id, government welfare schemes, and so on. To ensure representation of this use-case we again created typical citizen interactions using the same template based approach as described above. These templates covered 77 intents and several entities such as vaccine names, welfare scheme names, college names, district names, document types, college names, etc. In total, we create 9.2K single turn instructions covering 294 unique entities in each of the 22 languages.

### 3.3 Customer care interactions (WL6)

All the use cases described above involved scripted interactions which were created by us to ensure broad coverage of entities, intents and use case specific characteristics (such as code mixing). We now consider two more applications and create certain scenarios which would be enacted by participants. These scenarios involved interactions with customer care services of ride hailing apps and food delivery apps. For example, consider the following scenario: *“Imagine that you and your family are planning a road trip and you want to borrow a rental car to drive. Inquire with the car provider of your choice and ask about the prices per km, how many days you will be traveling, the name of the place you are planning to travel.”*. The participant would then be expected to enact these scenarios using their own imagination as oppose to following a script prepared by us. We created 35 and 68 such scenarios for ride hailing and food delivery respectively, and translated them to all the 22 languages with appropriate localisation. Note that there are several such other applications involving customer care interactions but we chose these 2 as they are easy to related to and do not involve any PPI (Private Personal Information) which could be accidentally leaked.

### 3.4 Extempore questions (WL3, WL4)

Extempore conversations are crucial in capturing natural speech, reflecting the spontaneous and unscripted nature of daily communication. However, eliciting natural, engaging dialogue in a data collection setting poses significant challenges. Participants often struggle to connect with or articulate thoughts on unfamiliar topics, leading to hesitant or superficial responses. To mitigate this, we offered participants a choice from 21 domains and 28 topics of interest, aiming to cover a broad spectrum of relatable content. However, we quickly realized that broad prompts like “talk about politics” were too vague and did not effectively engage participants. To address this, we collaborated with journalists to formulate well-thought-out questions that resonate on a personal level. Despite this initial effort, feedback from our initial pilots indicated that some questions were still too technical or failed to resonate across diverse age groups and the urban-rural divide. This led us to further refine and simplify the existing questions and add more question with the assistance of linguists, ensuring the language and content were accessible and engaging to all demographics. The linguists often relied on assistive tools like ChatGPT to suggest or simplify questions on specific topics and domains. Despite this, when we did a pilot in a rural district, we found that further modifications and additions were need to make the questions relatable to a rural audience. We appropriately did so based on feedback and help from local partners on the ground.

Even with these improvements, we noticed a tendency for repetitive answers, particularly when questions touched on well-known subjects. In Madurai, for instance, the prompt to describe a notable tourist attraction overwhelmingly led to mentions of the *Meenakshi Amman Temple*, overshadowing other significant but less prominent landmarks. To encourage a more diverse range of responses, we introduced specific hints for each question, nudging participants to recall and discuss less dominant,

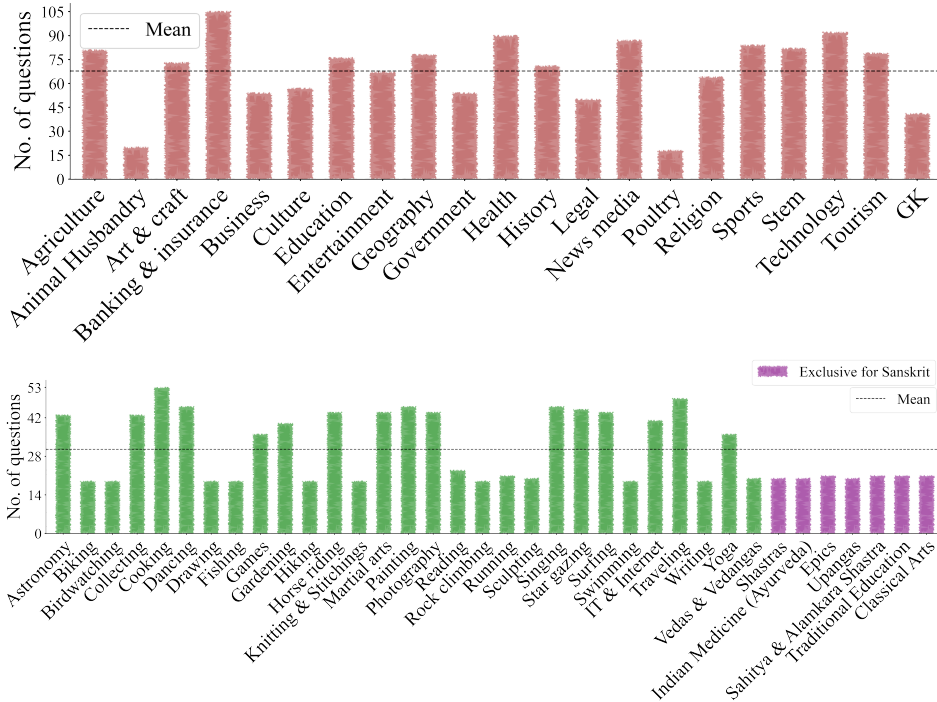


Figure 5: Number of engaging questions created for different domains (top) and topics of interest (bottom). These questions are contextualised and colloquially translated into 22 languages.

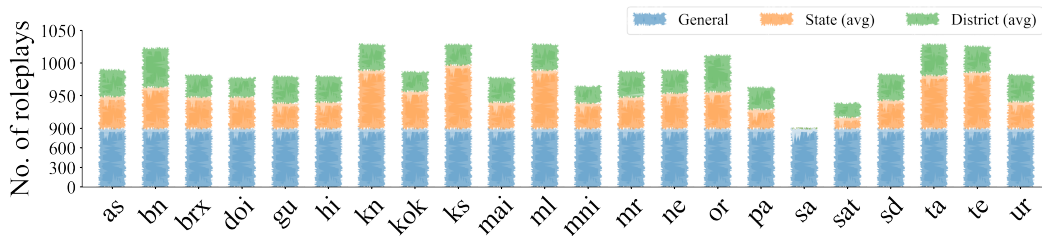


Figure 6: No. of general, state-specific and district specific roleplay conversational scenarios per language.

yet equally significant topics. Through this iterative process of feedback, refinement, and the strategic use of hints to broaden the scope of discussion, we crafted a comprehensive set of 2.5K questions, each accompanied by 8-15 hints per question (see Figure 5). We also needed some special modifications for Sanskrit which is not a language spoken by the masses and we describe these in Appendix A.

### 3.5 Icebreaker questions (WL3, WL4)

During our initial pilots, we realised it was important to initiate conversations with an icebreaker for setting a comfortable environment, because the participants initially feel a bit reserved. To do so, we created 3 sets of easy-to-answer questions, with each set containing 50-70 questions. The first tier comprised of warm-up questions like “Tell us about a typical day in your life?”, “Which is your favorite season and why?”. The second set comprised of questions related to everyday life such as “Which electrical appliances do you use”, “What are some measures you take to keep the areas around your house hygienic?” and so on. The third set comprised of questions related to the participants mother tongue such as “What are some tongue twisters in your language”, “What are some idioms in your language?”. The participants were shown one randomly chosen question from each of these sets at the start of data collection to warm them up.



Type	as	bn	brx	doi	gu	hi	kn	kok	ks	mai	ml	mni	mr	ne	or	pa	sa	sat	sd	ta	te	ur
Sentences for read speech	9146	9200	9199	8976	9200	9040	9006	9119	9135	9196	9200	8444	9065	9200	9199	8982	9199	9152	5036	9200	7721	9068
Everyday tasks	9330	9359	9359	8000	8958	6363	9354	9093	5297	7962	9357	9356	9354	9350	9355	8171	9342	9346	7988	9359	9345	9302
Digital financial transactions	9448	9448	9448	9448	9448	9448	9448	9447	9448	9448	9448	9448	9448	9448	9448	9448	9448	9448	9444	9448	9448	9448
Online grocery transactions	9335	9335	9335	9335	9335	9335	9335	9334	9335	9335	9335	9335	9335	9334	9335	9335	9335	9335	9331	9335	9334	9335
Digital govt. services	9274	9274	9274	9274	9274	9274	9274	9273	9274	9274	9274	9274	9274	9274	9274	9274	9274	9274	9274	9274	9274	9272
Customer care interactions	103	103	103	103	103	103	103	103	103	103	103	103	103	103	103	103	103	103	103	103	103	103
Extempore questions	2401	2401	2401	2401	2401	2401	2401	2401	2401	2401	2401	2401	2401	2401	2401	2401	2401	1216	2401	2401	2401	2401
Icebreaker questions	152	152	152	152	152	152	152	152	152	152	152	152	152	152	152	152	152	145	152	152	152	152
Questions about named entities	7	7	7	7	7	7	7	7	7	7	7	7	7	7	7	7	7	7	7	7	7	7
Role-play scenarios	1185	1911	201	196	887	3256	1355	448	423	439	662	199	1488	426	2700	329	0000	245	425	1882	1804	2722

Table 2: Count of different kind of prompts and sentences, prepared as a part of our data collection for all the 22 languages.

### 3.6 Questions about named entities (WL6)

Many downstream applications require speech recognition systems to recognise names, numbers, locations and dates. Given the geographical and cultural diversity of India these entities vary across the country (e.g., people names in South India are very different from those in North India). To represent these accurately in the data we had simple tasks such as “Tell us 5 people names that come to your mind.”, “Tell us 5 Indian cities, districts, states and 5 international cities”, “Tell us any 5 dates”, “Tell us any 5 numbers”.

### 3.7 Role-play scenarios (WL3, WL4, WL6)

In addition to single-speaker extempore data, it is also important to record natural, free-flowing conversations between two participants. However, spontaneously initiating dialogue between strangers is challenging. Indeed, in our initial pilots we found that pairing two participants lead to very mundane get-to-know-me style conversations involving “How are you? What do you do? Where do you live?” and so on. To elicit rich conversations, we crafted structured roleplay prompts, assigning specific roles (like Customer and Shopkeeper) and topics to encourage organic interaction. These prompts are categorized into *general*, *state-specific*, and *district-specific* roleplays to add depth and cultural context to the conversations. For example, general roleplays might involve scenarios like “*Customer and Shopkeeper bargaining over vegetable prices*”. State-specific roleplays could include interactions such as “*Kashmiri artisan and local Kashmiri discussing the impact of industries on handcrafted items*”, while district-specific roleplays might delve into more localized contexts like “*Rice dealer and customer discussing types of rice native to Palakkad*”. In creating these conversational prompts, we manually curated extensive lists of occupation-based pairs, each associated with unique scenarios for brief yet meaningful 2-3 minute interactions. Providing participants with context-rich scenarios, results in more natural and authentic speaking style compared to extempore speech. Moreover, the scenarios are designed to cover a range of emotions from disappointment and excitement to appreciation and advice. To minimise repetition, we retire a prompt once  $k$  conversations have been collected for it in a given language.

**Summary** Table 2 shows the number of sentences for read speech, number of instructions for different digital interactions, number of scenarios for customer care interactions, number of questions and role-play scenarios for two-party conversations. Table 3 shows examples of the sentences, questions and prompts collected by us. This required a team of linguists experienced in fieldwork for eliciting meaningful responses and translators for colloquially translating and contextualising the material to all the 22 languages. All of this material will be released as a part of this work and can be adapted with minimal effort for data collection in other languages.

Read Speech	Sentences
Wikipedia Sentences	<p><i>Source:</i> A Superintendent of Police is responsible for the police administration of each district.</p> <p><i>Translation (mai):</i> एकटा पुलिस अधीक्षक प्रत्येक जिलाक पुलिस प्रशासन लेल उत्तरदायी होइत अछि।</p> <p><i>Transliteration:</i> ikat pulis adhishak prateyak jela pulis prasasan lel uttardai hoita aich</p>
Read Speech	Commands
Everyday tasks	<p><i>Source:</i> Can you change the light colors into dark in the house</p> <p><i>Translation (hi):</i> क्या तुम घर में हल्के रंगों को गाढ़े रंगों में बदल सकते हो</p> <p><i>Transliteration:</i> kya tum ghar mein halke rangon ko gaadhe rangon me badal sakte ho</p>
Digital financial transactions	<p><i>Source:</i> Block the HDFC bank Holdings from my account.</p> <p><i>Translation (kok):</i> म्हज्या खात्यांतलें एच.डी.एफ.सी बँक [HDFC bank] चें होल्डिंग्स ब्लॉक कर.</p> <p><i>Transliteration:</i> mhajya khatyantle HDFC bank che holdings block kar</p>
Online grocery transactions	<p><i>Source:</i> Stationary items delivered yesterday had expired.</p> <p><i>Translation (ks):</i> स्थानस्थिर वस्तुएँ गिरीतलें अजिअर भित्तु अछि।</p> <p><i>Transliteration:</i> Stationary hind cheez yim raath waetit tim ais expire gemit</p>
Digital government services	<p><i>Source:</i> I want EPFO passbook statement for account with UAN number 679696225561</p> <p><i>Translation (sid):</i> मूखे UAN नंबर 679696225561 वारे खाते लाइ EPFO पासबुक स्टेटमेंट खपे।</p> <p><i>Transliteration:</i> moonkhe UAN number 679696225561 vaare khaate laai EPFO passbook statement khape</p>
Customer care	Interactions
Ride hailing	<p><i>Source:</i> Action: Book Ola/Uber auto (mention location) [Scenario: Book an auto/cab to go a specific location. Ask if the driver will be arriving soon.]</p> <p><i>Translation (pa):</i> ਐਕਸ਼ਨ: ਓਲਾ/ਉਬਰ ਆਟੋ (ਸਥਾਨ ਦਾ ਜਿਕਰ ਕਰੋ) [ਸਿਥੂਏਸ਼ਨ: ਕਿਸੇ ਖਾਸ ਸਥਾਨ 'ਤੇ ਜਾਣ ਲਈ ਟੈਕ ਆਟੋ/ਵੈਬ ਬੁੱਕ ਕਰੋ। ਪੁੱਛੋ ਕਿ ਕੀ ਡਰਾਈਵਰ ਜਲਦੀ ਆ ਰਿਹਾ ਹੈ।]</p> <p><i>Transliteration:</i> Action: book ola/uber auto (sthaan da zikar karo) [drish: kise khaas sthaan 'te jan layi ik auto/cab book karo. pucho ke ki driver jaldi aa riha hai]</p>
Extempore	Questions
Domains and Topics	<p><i>Source:</i> What are some of your suggestions to improve healthcare in your area? What are the things that need to be changed?</p> <p><i>Translation (ta):</i> உங்கள் பகுதியின் சுகாதாரத்தை மேம்படுத்த சில பரிந்துரைகளைச் சொல்லுங்கள்? என்னென்ன விஷயங்கள் மாற்றப்பட வேண்டும்?</p> <p><i>Transliteration:</i> Ungal paguthiyin sugaathaaraththai membaduththa sila parinthuraigalaich sollungal? Ennenna vishayangal maatrappada vendum?</p>
Icebreaker	<p><i>Source:</i> How often do you visit nearby towns/villages and for what purposes?</p> <p><i>Translation (gu):</i> नजदनां नग/ग्रामांमडिनी मुलाकात तमे केल्ल। समयांतरे लो छो अने क्या उल्लेखो मारो?</p> <p><i>Transliteration:</i> NajiknaaN nagar/gaamDaaroni mulaakaat tame keTla samayaantare lo chho ane kayaa hetuo maaTe?</p>
Questions about	Named entities
	<p><i>Source:</i> Can you name 5 states of India?</p> <p><i>Translation (sat):</i> ભારતનાં ૫ રાજ્યોનું નામ કયો? (Bharat reyaḅ 5 gotaḅ ponot reyaḅ nutum kom lay dareyaḅ-a ?)</p> <p><i>Transliteration:</i> Bharot reyaḅ 5 gotang ponot reyaḅ nutum kom lay dareyaḅ-a ?</p>
Roleplay	Scenarios
	<p><i>Source:</i> Rice seller- Buyer: Kaluniya and Badshavog rice prices are increasing</p> <p><i>Translation (bn):</i> চাল বিক্রেতা   ক্রেতা   কালুনিয়া ও বাদশাবোগ চালের দাম বাড়াচ্ছে</p> <p><i>Transliteration:</i> chaal bikretaa- kretaa: kaalunia o baadshaabhog chaaler daam baarche</p>

Table 3: Examples of different sentences, prompts, questions and role-pay scenarios created as a part of our pre-collection preparation. These are localised and colloquially translated to all the 22 languages.

## 4 On-field Data Collection

We now describe the process of collecting data focusing on (i) process of building a countrywide team (ii) platform used for data collection and (iii) procedure used for collecting data.

### 4.1 Countrywide Network

As mentioned above, this work aims to collect data from 408 out of the 742 districts in India, covering the 22 scheduled languages. To do so, we need a team of district-specific influencers/mobilisers who are resourceful enough to source participants meeting our diversity criteria covering age, gender, educational backgrounds and professions as outlined in Section 2. Additionally, we need local coordinators who can be trained in our data collection method and be physically present alongside participants to ensure seamless collection. This required us to establish a network of collaborative partners with connections at the grassroots level, who could help in recruiting such local mobilisers and coordinators. Given the unique culture, geographical and demographic challenges of each language,

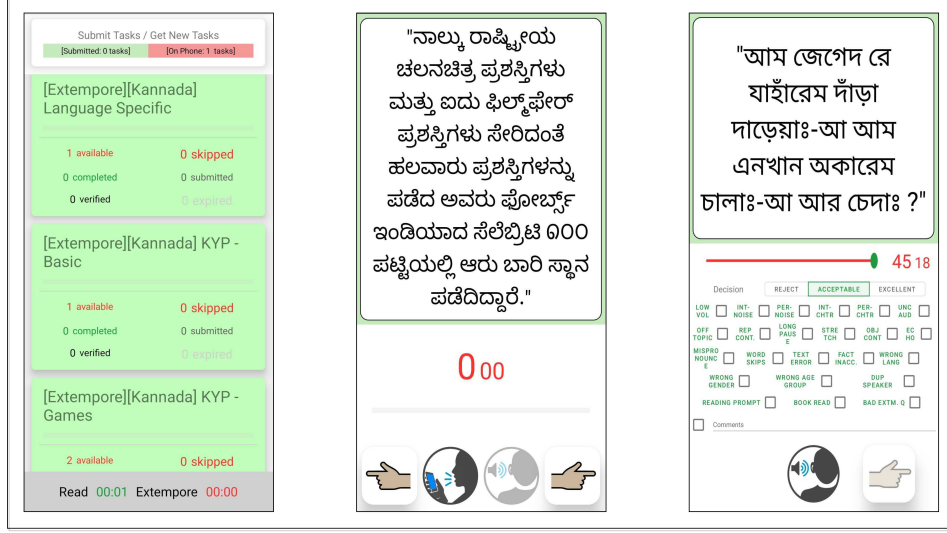


Figure 7: Karya's Home screen (left), micro-task screen (middle) and QC screen (right)

a one-size-fits-all approach does not suffice. We thus had to evaluate several options by conducting small scale pilots in different parts of the country.

During these pilots we found that for languages such as Hindi, Tamil, Telugu, etc. that are widely spoken in more developed regions with prosperous urban centers, locating professional data collection agencies with the requisite resources and connections to mobilize participants and secure proficient coordinators is relatively straightforward. However, for languages such as Dogri, Manipuri, and Santali, which are predominantly spoken in remote and less-accessible areas, suitable commercial agencies often lack the necessary local presence and capabilities required to support effective data collection. For such languages, we identified three distinct categories of dependable partners: (i) foundations dedicated to the preservation and promotion of regional languages (ii) social sector professionals operating independently, with prior experience in on-field surveys and (iii) local universities with robust linguistics departments and prior involvement in research requiring fieldwork. Eventually, we decided to partner with data collection agencies for 10 languages, foundations for 5 languages, universities for 3 languages and social sector professionals for 4 languages.

#### 4.2 Platform for data collection

To manage data collection in a remote set up distributed across the country, we needed a tool that could help us standardise the entire procedure. For this, we chose Microsoft's open source crowd-sourcing platform called Karya which has been used by other teams for collecting speech data [11, 22, 35]. Karya is available as an open source Android application, which can operate even in offline environments and synchronize with a backend server periodically, to upload accumulated data. This makes it particularly well-suited for Indian settings where uninterrupted connectivity may at times be a challenge.

The app allows the users to perform micro-tasks where a micro-task could involve reading a sentence, responding to a question, or enacting a scenario. For example, Figure 7 show a micro-task which requires the participant to read a prompt. The participant can see the prompt and then press the record button to start recording their response. Once they are done, they can press the stop button and listen to their response once. If they are satisfied with the response they can submit it, else they can record it again. Once submitted, the audio file of their recording gets stored in .wav format. We made a few changes to the base version of the app to (i) display micro-tasks grouped into categories defined in section 3.1 to 3.6 (ii) display the total recording duration and (iii) display hints for questions to avoid repetitive answers (See section 3.4).

While the mobile app was used to collect data from a single participant over a 44.1kHz channel, to enable conversations between two participants over a 8kHz channel we used a cloud telephony

service provider. More specifically, we set up a telephone bridge and connected two participants on a single call and recorded their conversation.

### 4.3 Mobilisation and Training

In every district, we recruit 1-2 mobiliser(s) with the help of our local partners. These mobilisers are local influencers who help to spread awareness about the data collection effort and clearly inform potential participants about the compensation involved and the purposes for which the data would be used. In addition, we also hired 5-7 coordinators in each district. These were typically young graduates who were native speakers of the language and were good at interpersonal skills so that they could make participants feel comfortable and elicit good responses from them. We also ensured that roughly half the coordinators were females to ensure that female participants felt comfortable. We trained the coordinators in using the Karya app and explained the various micro-tasks. We also explained the acceptance/rejection criteria for responses as outlined in our quality control guidelines (Section 5). This helped them guide the participants and get acceptable responses.

### 4.4 Collection Procedure

Based on regional factors, we considered two options (i) renting a centrally located space in the district where the participants could assemble or (ii) visiting participants at their home in case they have any reluctance/restrictions in traveling. In some districts, we used both the options.

**Onboarding participants:** Once a willing participant has been identified by the mobiliser and contacted by the coordinator (either at the central assembly point or at their home), we start the process of onboarding the participant. As a first step, the coordinator again explains the task, the purpose of data collection, the amount of time it will take and the compensation involved. The coordinator then asks for their consent by requesting them to sign a consent form. The coordinator then helps the participant to fill a registration form capturing phone, name, age, gender, primary language, language proficiency, occupation, location, education, domains and topics of interest. The form also captures the coordinator's id for tracking and accountability and is finally submitted along with the soft copy of the consent form. Capturing this information is important so that the tasks shown in Karya match the interests of the participants. For example, if the participant selects "Politics" as a topic of interest then they will be asked questions related to politics during the extempore conversations. Similarly, if the participant states their language proficiency as speak-only, then they will not be shown any read speech tasks. Lastly, the meta-data about age, gender, education, occupation, etc. helps us in ensuring that we meet all the diversity criteria in our wishlist.

**Assigning tasks:** Once the participant is onboarded, the coordinator helps them in installing the Karya app on their phone. We prefer using the participant's phone for recording as this allows us to cover a wider range of devices and microphones of varying quality. The participant then logs into the app using a unique access code that was generated during the onboarding process. Once the participant logs in, the app connects to the backend and assigns a list of tasks based on the preferences shared by the participant in the registration form. Table 4 summarizes the list of tasks seen by a participant.

**Recording data:** Each of the above is a separate micro-task. For example, the 4 Wikipedia sentences correspond to 4 different micro-tasks, each recorded, verified and submitted independently. Similarly, the 4 commands for the everyday tasks correspond to 4 independent micro-tasks and so on. The coordinator is physically present with the participant during the entire procedure. Apart from guiding the participant through the app, the coordinator also does the level 0 quality control. In particular, once the participant records a response for a given micro-task, the coordinator checks if (i) the response is audible despite ambient noise (ii) for read speech, the response matches the given text verbatim (iii) for questions/prompts, the response is relevant to the question/prompt being displayed and (iv) the response is of sufficient length but is not unnecessarily repetitive or stretched. The participant is requested to repeat the micro-task if the response is not found to be satisfactory. The coordinator also ensures that the participant is comfortable through the entire process and takes a break whenever required.

**Logging out:** Throughout the session, the coordinator keeps monitoring the amount of data recorded by the participant, as displayed on the home screen of the app. We mandate at least 20 minutes of recorded data per participant and to account for rejection during QC, the coordinator ensures that

Task	Description
Sentences for read speech	4 sentences from Wikipedia that need to be read as it is.
Everyday tasks	4 commands used for interaction with in-home personal assistant.
Digital financial transactions	4 interactions that are typically encountered in digital transactions
Online grocery transactions	4 interactions that are typically encountered in such transactions
Digital government services	4 interactions that are typically encountered while interacting with such services
Keywords	10 keywords to be spoken as it is by the participant
Customer care interactions	2 scenarios to enact, one each from ride hailing and food delivery
Extempore questions	4 questions, two each from the participant's interested domain and topic of interest. The task requires participants to answer the questions in their natural way.
Icebreaker questions	3 questions, one from each tier, viz. warm-up, everyday-life and questions on participant's mother-tongue.
Product reviews	One positive review for a product that they have purchased recently and one negative review for a product that they have purchased recently.
Questions about named entities	7 questions asking about entities like names of countries, international cities etc.
Role-play scenarios	3 scenarios for conversations between two participants, one each from general, state-specific and district-specific. These are not done through the app but by connecting two participants on a telephone call through a bridge. <b>Note</b> that it is not necessary that the same person gets paired with the same partner for all the 3 conversations.

Table 4: Examples of different sentences, prompts, questions and role-pay scenarios created as a part of our pre-collection preparation. These are localised and colloquially translated to all the 22 languages.

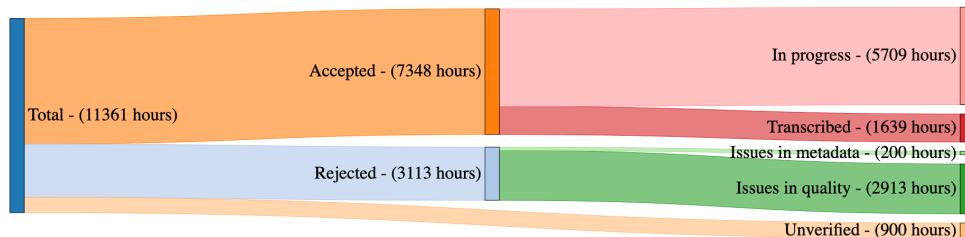


Figure 8: Number of hours of data at different stages in the collection pipeline

at least 25-35 minutes gets recorded per participant. Once all the tasks are finished the coordinator ensures that all the data gets uploaded to the backend server as confirmed by a message displayed on the app. The participant is then requested to delete the app so that it does not consume any space on their device. The entire collection procedure would take anywhere between 1-4 hours depending on the participant. We would count this as half-day's work and pay the participant accordingly based on prevailing half day wages in that region and as agreeable to the participant.

## 5 Quality Control

It was important to have a centralised quality control team to ensure integrity and consistency of data being collected by local partners in remote and widespread areas of the country. To do so, we set up an in-house quality control team comprising of 3-5 experts per language. This team was responsible for verifying the meta-data as well as the audio files as described below.

**Verifying meta-data:** During the initial stages of data collection, some of our team members raised a concern that the voice of a participant did not match the corresponding age and/or gender information. On further investigation, we found that indeed in some cases this information was being entered incorrectly intentionally (to cheat and meet the criteria for demographic diversity) or unintentionally (human error while filling the registration form). We also found that in some cases, the voice was not consistent across audio files corresponding to the same participant, indicating that multiple participants were contributing data under the same participant id (perhaps because the

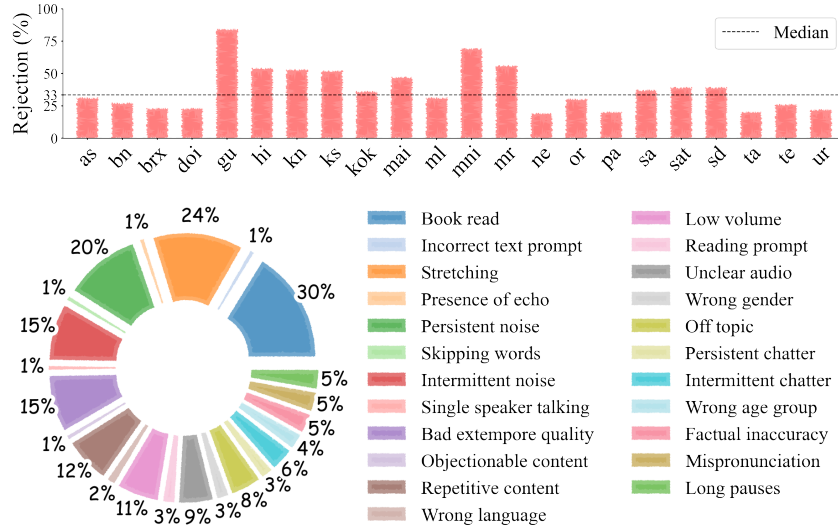


Figure 9: **Top:** Percentage of data that was rejected by our QC team for each language. The higher numbers are for languages where multiple pilots were done before we could find the right local partners. **Bottom:** Distribution of errors across the 23 categories.

original participant had to leave and a family member continued in their place). Lastly, we also found some cases where the same voice was heard across different participant ids, indicating that the same individual was posing as different participants.

To mitigate these issues related to authenticity of participant’s identity, we added an additional micro-task where the participant would record a video speaking some trivial content such as “I am hear to contribute to this initiative. I live in district X and my mother tongue is Y”. Our in-house QC verifies the age and gender information entered by the participant by comparing it with their appearance in the video. If the age or gender doesn’t match then this participant’s data is rejected (of course, the age can only be approximately inferred from the video and hence the participant was rejected only if there was a huge disparity). The QC team also rejects a participant’s data if the voice of the participant as heard in this video does not match the voice in the audio samples contributed by this participant. Further, the QC team also flags cases where the same participant appears in multiple videos using different ids. All video verification tasks were done only by female members of the QC team. To maintain privacy, these videos could not be downloaded or shared in any way and were deleted once the verification was done. Some female participants were not comfortable in recording a video. Respecting these cultural sensitivities, in such cases, we did not force them to record the video but instead connected them to a female member from our QC team for live verification over a WhatsApp call.

**Verifying diversity criteria:** For each language, one member from the in-house QC team was responsible for checking that for every district we meet all the diversity criteria outlined in Section 2. In case of a gap, the local partners were asked to source participants from specific underrepresented categories. The QC team also ensured that there was enough diversity in the domains and topics across participants. For example, in the initial pilots, we saw that participants often pick up easy topics such as “Sports” and “Entertainment”. To avoid this and to ensure that all the 21 *domains* and 28 *topics of interest* have some representation in the data, the QC team would inform the local partners to source participants who could speak about specific domains and topics which were under-represented in the given district. Lastly, the QC team would also monitor that easy conversation scenarios such as “teacher-student”, “customer-shopkeeper” were not repeated by disabling such options in the registration form.

**Verifying content:** In the early stages of data collection, we found that despite the level 0 QC by the coordinator, there were still some issues with the audio files. For example, some audio files had very low volume making it difficult to understand what was being said. Similarly, some audio files had constant loud background noise making it impossible to hear the participant. We hypothesize that

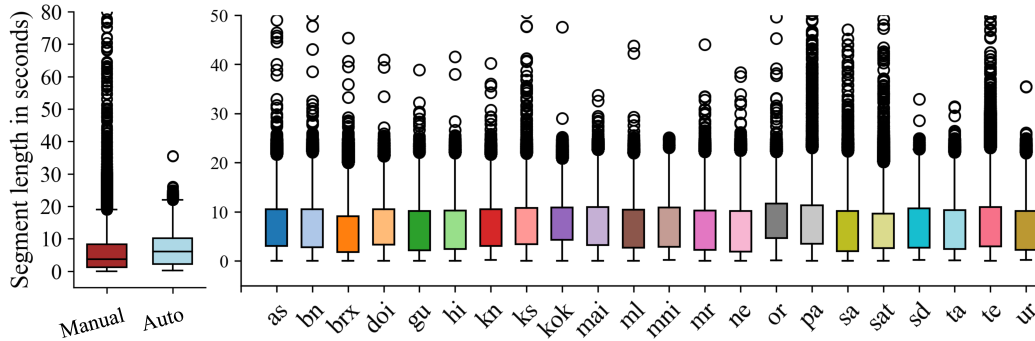


Figure 10: **Left:** Comparison of the distribution of segment lengths generated by manual segmentation and automated segmentation. On average, the manual segmentation process leads in very short segments (small mean) but also in results some excessively large segments. **Right:** With the automated approach we are able to control the distribution of the length of audio segments ensuring a similar average length across languages and very few outliers. The outliers typically correspond to very fast spoken content where pauses are hard to identify.

certain audio samples might bypass the initial quality control (level 0 QC) due to potential oversights. These oversights may occur if the coordinator is not vigilant or because being directly engaged in the conversation, the coordinator can comprehend the audio content despite challenges like low volume or significant background noise. To identify and reject such audio files, our in-house QC team first analysed several batches of audio files and came up with an exhaustive list of error categories as listed in Table 12 in Appendix C. Every audio file collected from the field was then verified and marked with one of the following categories: Excellent, Acceptable (has some errors but a human could still transcribe it), NotAcceptable (has some errors and even a human could not transcribe it). For audio files falling into the last two categories, the QC team identified and marked each specific error present in the file, ensuring a comprehensive record of *all* issues detected. Figure 9 shows the percentage of data that was rejected for each language and the distribution of errors across different categories.

## 6 Transcription

We now discuss the process of transcription, focusing on audio segmentation, transcription guidelines and transcription workflow.

**Audio segmentation:** Our data includes read, extempore, and conversational audio data, with read speech typically lasting 6 to 8 seconds, and extempore and conversational data extending up to several minutes. The extended duration necessitated segmentation due to the computational constraints of Automatic Speech Recognition (ASR) systems, optimized for 20 to 30-second audio contexts. Initially, we relied on annotators to listen to the entire audio and then delineate logical segments using an annotation tool. However, defining what constitutes a “logical segment” proved ambiguous, leading to considerable variability in the segmentation outcomes, with some annotators creating excessively short or long segments (as shown in Figure 10).

To standardize segmentation and reduce subjectivity, we shifted to an automated approach using Silero Voice Activity Detection (VAD [36]). This method determines voiced segment boundaries based on a specified minimum silence duration ( $S_{min}$ ). The selection of  $S_{min}$  directly influences segment length, with shorter  $S_{min}$  values generating more segments by identifying every minor pause, and longer  $S_{min}$  values requiring more substantial pauses for segmentation. We followed an iterative approach, wherein we varied the value of  $S_{min}$  from 1000 ms to 40 ms. During each iteration, we retained segments which were less than 20 seconds and removed them from further processing. In subsequent iterations, longer audio files were further segmented by relaxing the minimum silence duration. Further, to prevent skew towards brief segments, we merged shorter segments, achieving an average segment length of 9 seconds. Figure 10 shows the distribution of the segments length across languages when using the automated approach.

Language	Type	Example	Romanized
Hindi	L1	हमारे गाँव में	humae gaon me
	L2	हमारे गाँव में	humare gaon me
Tamil	L1	உங்கள் கோவின் [covin] கணக்கில் சைன் இன் [signin] செய்வதற்கான ஓடிபி [OTP] எண்ணை முப்பத்தி ஆறு நிமிடத்துக்குப் பிறகு [breathing] மீண்டும் அனுப்பலாம்	ungal covin [covin] kanakkil signin [signin] seivadarkana OTP [OTP] ennai nuppathi aaru nimidathirku piragu [breathing] meendum anuppalam
	L2	உங்கள் கோவின் [covin] கணக்கில் சைன் இன் [signin] செய்வதற்கான ஓடிபி [OTP] எண்ணை முப்பத்தி ஆறு நிமிடத்துக்குப் பிறகு [breathing] மீண்டும் அனுப்பலாம்	ungal covin [covin] kanakkil signin [signin] seivadarkana OTP [OTP] ennai nuppathi aaru nimidathirku piragu [breathing] meendum anuppalam
Marathi	L1	मला माझ्या स्प्रिंग फेस्ट रूम फ्रेशनेरच्या ऑर्डरची स्थिती जानून घ्यायची आहे	mala majhya spring fest room freshnerchya orderchi stheeti janun ghyaychi ahe
	L2	मला माझ्या स्प्रिंग फेस्ट रूम फ्रेशनेरच्या ऑर्डरची स्थिती जाणून घ्यायची आहे	mala majhya spring fest room freshnerchya orderchi stheeti jaNun ghyaychi ahe
Bodo	L1	कालि फुजायावबो बिदिनो फ्रसाद होयो विमानो हैथारान्गो जोंहा गामियाचनोना फ्रसाद माबा फ्रसाद हैथारान्गो फ्रसाद हैयाब्लाबो गायखेर गुयखेर लुहेनांगो माबानांगो हेनांगो।	kali phujayao bidinw phrosad hwiyy bimanw hwtharnangou jwngha gamiyaonwna phrosad maba phrosad hwtharnangou phrosad hwiyyablabw gaikher gukher luhwinangou mabanangou hwinangou.
	L2	कालि फुजायावबो बिदिनो फ्रसाद होयो विमानो हैथारान्गो जोंहा गामियाचनोना फ्रसाद माबा फ्रसाद हैथारान्गो फ्रसाद हैयाब्लाबो गायखेर गुयखेर लुहेनांगो माबानांगो हेनांगो।	kali phujayao bidinw phrosad hwiyy bimanw hwtharnangou jwngha gamiyaonwna phrosad maba phrosad hwtharnangou phrosad hwiyyablabw gaikher guikher luhwinangou mabanangou hwinangou.
Punjabi	L1	ਸ਼ੁੱਧ ਪੰਜਾਬੀ ਕੋਈ ਬੋਲਦਾ ਨੀ ਹੇਗਾ ਤੇ ਅੰਗਰੇਜ਼ੀ ਦੇ ਸ਼ਬਦ ਜਿਹੜੇ ਉਹ ਵਿੱਚ ਪੰਜਾਬੀ ਦੇ ਅੱਜ ਦੀ ਜਿਹੜੀ ਨੈਸਵਾਨ ਪੀੜ੍ਹੀ ਐ ਜਾਂ ਯੂਥ ਐ ਉਹ ਇਸਤੇਮਾਲ ਕਰਦਾ	shudh punjabi koi bolda ni hega te angreji de shabad jehde oh vich punjabi de aaj di jehdi naujawan pidhi ae jan youth ae oh istemal karda
	L2	ਸ਼ੁੱਧ ਪੰਜਾਬੀ ਕੋਈ ਬੋਲਦਾ ਨਹੀਂ ਹੇਗਾ ਅਤੇ ਅੰਗਰੇਜ਼ੀ ਦੇ ਸ਼ਬਦ ਜਿਹੜੇ ਉਹ ਵਿੱਚ ਪੰਜਾਬੀ ਦੇ ਅੱਜ ਦੀ ਜਿਹੜੀ ਨੈਸਵਾਨ ਪੀੜ੍ਹੀ ਹੈ ਜਾਂ ਯੂਥ [Youth] ਹੈ ਉਹ ਇਸਤੇਮਾਲ ਕਰਦਾ	shudh punjabi koi bolda nahi hega ate angrezi de shabad jehde oh vich punjabi de aaj di jehdi naujawan pidhi hai jan youth [Youth] hai oh istemal karda

Table 5: Examples demonstrating differences between L1 and L2 transcripts.

**Transcription guidelines:** A significant challenge that we encountered early on was the absence of clear transcription guidelines for Indian languages. This was further exacerbated by the divergence between spoken and written forms due to colloquialisms, accent variations, mispronunciations, and contractions in rapid everyday speech, as shown in Table 5. This issue necessitated a decision between two transcription approaches: (i) verbatim transcription, capturing spoken language as it is, despite deviations from standard written forms, or (ii) standardized transcription, ensuring that all transcriptions conform to textbook representations, regardless of spoken variations. For instance, the Hindi word “mujhe”, where the correct phoneme is an aspirated ‘jha’, is often lazily pronounced as “muje” with an unaspirated ‘ja’ in everyday speech. Transcribing the spoken “muje” as “mujhe” may not align with the actual pronunciation, causing dissatisfaction among those prioritizing speech-text coherence. Conversely, transcribing it as “muje” could frustrate those expecting textbook spellings, as it may not be recognized in dictionaries or by downstream applications.

To address this dilemma, we adopted a two-level transcription strategy. In Level 1, transcription is performed exactly as spoken, aligning with those emphasizing verbatim transcriptions. Level 2 involves standardizing words to their textbook form, satisfying both spelling purists and practical users. Given the high correspondence between grapheme and phonemes sets for Indian languages, coming up with Level 1 transcription guidelines was relatively easier as the transcribers just need to listen to the sound and transcribe it using the corresponding grapheme. An additional guideline here was to add standard tags such as [baby\_crying], [barking], [hmm], [horn], etc. We had a total of 89 such tags, as mentioned in Table 13 in Appendix C. However, Level 2 guidelines required more careful consideration, for which we collaborated with linguists to develop detailed rules for standardization. For each of the 22 languages, we crafted guidelines incorporating examples from the collected audio, undergoing several rounds of review to achieve consensus and finalize the guidelines, as detailed in Appendix D.

**Transcription workflow:** To ensure quality we used a maker-checker-superchecker workflow, *i.e.*, the initial transcription was followed by two rounds of review. For this, we hired a team of transcribers comprising of makers, checkers and super-checkers. There are a total of 700 transcribers involved in the process, most of them working remotely, and some even stationed inside data collection agencies. The super-checkers are in-house team members who are experts in the language and have vast experience in various language tasks such as creative writing, translation and transcription. To manage the workflow across partners and languages, we use an in-house annotation platform called Shoonya [37] which supports all the 22 languages and allows us to assign, monitor and track tasks and set up a maker-checker-superchecker workflow.

We posit that Level 2 transcription demands certain expertise and should be undertaken by specialists. Therefore, the initial transcription (Level 1) is conducted by transcribers and reviewers, while super-checkers perform a secondary review of Level 1 transcriptions and execute the Level 2 standardization process.



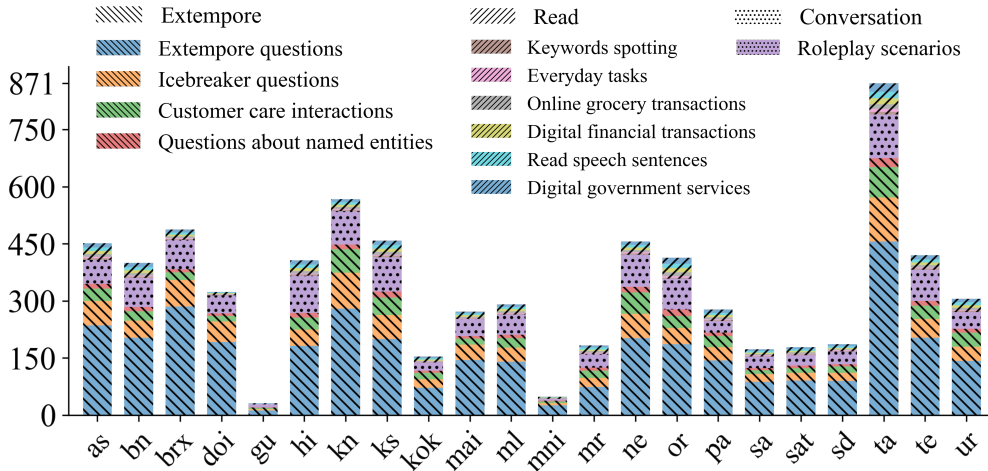


Figure 11: No. of hours of Read, Extempore and Conversation speech collected for each language along with splits for each sub-category.

## 7 IndicVoices

We collected a total of 7348 hours of data summed up across the 22 languages, covering 145 districts. Of these, 1639 hours of data have already been transcribed with the rest in the pipeline. Figures 11 to 15 summarise different statistics of the collected data which showcase its rich diversity.

**Creating train-test splits:** While the collected data can be used for training models for various speech tasks, in this work we focus on releasing standardised train-test splits for automatic speech recognition. While creating train-test splits, we need to adhere to a few basic principles (i) the test set should not contain any speakers which are already seen in the training data (ii) the test set should have

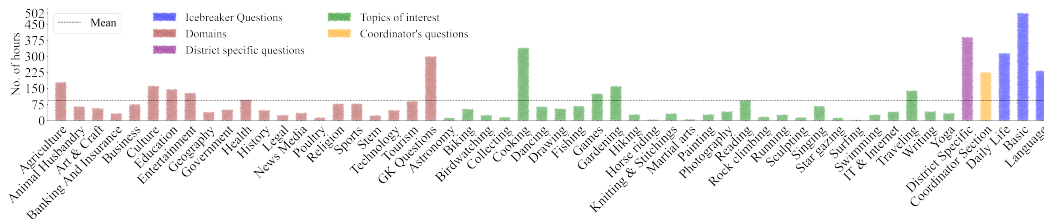


Figure 12: No. of hours of audio data collected from each of the domains and topics of interest summed up across languages. All domains have a good minimum representation ensuring high diversity in the collected data.

Lang	Train		Test		Valid	Lang	Train		Test		Valid
	#sp	#h	#sp	#h			#sp	#h	#sp	#h	
as	684	100	163	5	1	mni	88	15	19	4	1
bn	590	100	125	5	1	mr	407	85	100	5	1
brx	694	100	164	5	1	ne	496	100	114	5	1
doi	321	65	84	5	1	or	391	75	92	5	1
gu	71	15	14	5	1	pa	274	71	61	5	0.4
hi	287	65	63	5	1	sa	176	45	33	5	1
kn	390	50	112	5	1	sat	237	86	53	5	1
ks	317	50	86	5	1	sd	108	10	30	5	1
kok	234	55	54	5	1	ta	863	100	195	5	1
mai	421	100	101	5	1	te	477	102	107	5	1
ml	332	60	67	5	1	ur	491	65	99	5	1

Table 6: Number of speakers (#sp) and hours (#h) in the train, validation and test and splits across languages.

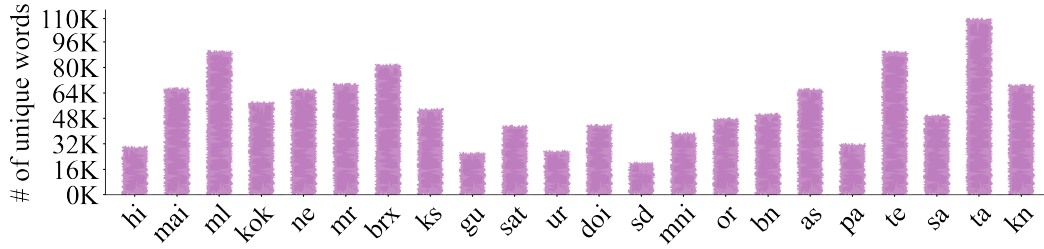


Figure 13: No. of unique tokens in the transcribed data across languages. The smaller bars correspond to languages for which transcribed data is very less.

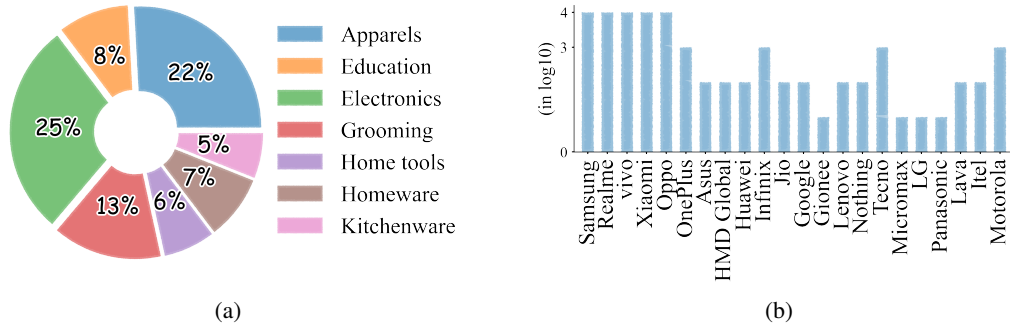


Figure 14: The LHS plot shows different categories in the product reviews spoken by participants. The RHS plot shows the number of recording devices from different brands that were used in data collection.

the desired distribution of age, gender, education levels, professions, etc. as outlined in section 2 (iii) the test set should have fair representation of speakers from every district and (iv) the test set should keep growing as more data gets collected in later phases of the project to allow for representation from newer districts, while adhering to conditions listed above. Creating such a balanced test set is challenging as it requires satisfying multiple demographic constraints simultaneously.

To efficiently manage this complexity, we create train-test splits using a sampling based method. More specifically, from the data collected for a given district, we draw a large number of samples that include all data from a random set of 20% of speakers from that district (referred to as test speakers). Each such sample may have a different set of speakers with its own demographic distribution. We then evaluate the demographic distribution of each sample, selecting the sample whose demographic distribution has the highest entropy and the lowest Kullback-Leibler (KL) divergence from the target demographic profile. We ensure that the data for none of the speakers in the chosen sample is present in the training data. Figure 16 shows the difference between the desired distribution for each of the criteria considered and the distribution of the actual collected data for that district. Our process thus

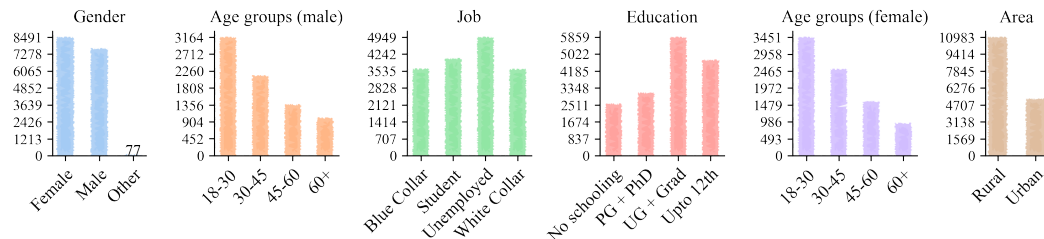


Figure 15: Demographic distribution of participants across categories summed up across all 22 languages.

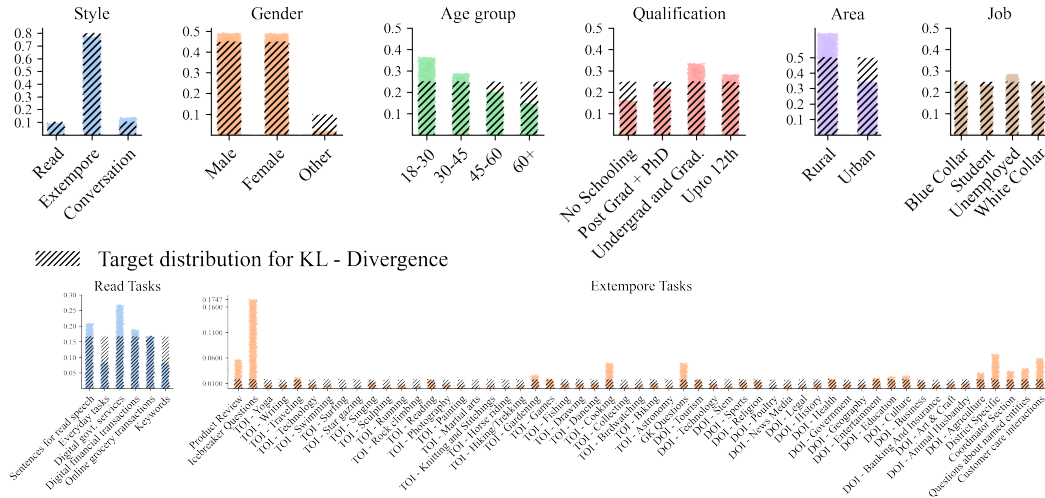


Figure 16: Difference between the desired distribution for each of the criteria considered and the distribution of the actual collected data.

ensures a fair and robust benchmark ensuring speaker exclusivity between train-test splits, inclusion of all districts and a balanced demographic distribution, to the extent possible.

Model	as	bn	brx	doi	gu	hi	kn	kok	ks	mai	ml	mni	mr	ne	or	pa	sa	sat	sd	ta	te	ur
USM	74.8	-	-	-	22.4	20.5	46.5	-	-	-	78.2	-	30.7	38.8	-	35.7	-	-	99.8	58.9	40.3	29.1
Azure	-	33.6	-	-	54.7	27.2	57.3	-	-	-	62.3	-	44.6	57.0	-	39.9	-	-	-	61.2	53.3	31.3
Whisper	127.2	93.2	-	-	60.5	34.0	96.5	-	-	-	148.6	-	95.2	100.8	-	89.1	99.0	-	92.6	78.4	151.9	29.7
MMS	51.0	44.4	-	77.6	42.1	38.9	70.7	-	-	77.1	76.8	-	52.7	-	54.6	44.0	-	-	-	75.4	62.4	43.6
IndicASR	20.4	15.9	25.9	33.3	21.4	15.0	30.3	31.4	39.3	33.6	40.5	26.1	18.2	16.4	23.4	12.9	22.8	35.4	29.6	31.2	26.8	14.4

Table 7: Performance of our IndicASR model trained only on the INDICVOICES dataset compared with different models on the INDICVOICES benchmark.

**Evaluation:** We train a multilingual 130M conformer based model (IndicASR) following the same architecture as proposed by [38], using only the INDICVOICES train set. We evaluate this model on the INDICVOICES test set and compare it with existing state of the art models. As seen in Table 7, IndicASR is the first model to support all the 22 languages and it outperforms all existing models on supported languages.

**Other tasks:** While in this work, we focus only on ASR, the collected data can be used for training and evaluating multiple speech and language tasks. More specifically, using the meta-data such as district id, speaker id, language id, list of entities in a given interaction, etc., the collected data can be used for the following tasks: speaker diarization, speaker identification, speaker verification, language identification, intent detection, entity extraction, query by example and audio denoising, crosslingual transfer in multilingual ASR systems, learning multimodal speech-text embeddings and so on. Further, given the data is being collected from multiple districts in phases, it can be used for evaluation of zero-shot transfer across districts with new accents. We also plan to create a framework for training and evaluating continual learning methods for ASR using this data as each district can be considered as a new episode of data. This comprehensive dataset, thus holds the potential to significantly advance a broad spectrum of speech and language processing tasks for multiple low resource languages from the Indian sub-continent.

## 8 Conclusion

We presented INDICVOICES, a comprehensive speech dataset adhering to an inclusive diversity wishlist with fair representation of demographics, domains, languages and applications. The materials developed as a part of this work will serve as a good starter kit for data collection for other languages.

These materials include (i) Wikipedia sentences from multiple domains (ii) prompts for digital interactions, (iii) questions from different domains and topics of interest, (iv) conversational role-play scenarios (v) elaborate transcription guidelines (vi) android application for on-field data collection and verification and (vii) a web based platform for transcription workflow management. These can be adapted with minimal effort to bootstrap large scale data collection efforts for other languages.

## 9 Limitations

We list down the limitations of our work below.

**Number of districts:** Due to budget constraints, for some languages such as Hindi and Urdu which are spoken in multiple districts we will have to skip about 40% of the districts (see Figure 1 for Hindi).

**Number of speakers:** Currently, we target 100-150 speakers per district. Ideally, we would have liked to target 4-5 times more speakers per district but this would have significant cost implications. We made a choice to collect minimum 20 minutes per speaker to ensure that there is enough diversity in the content as opposed to just collecting 4-5 minutes per speaker and targeting 4x-5x more speakers. The latter had two disadvantages: (i) the first 2-3 minutes of data would just end up being related to icebreaker questions resulting in very little content diversity (ii) even if a speaker contributes just 4-5 minutes we still have to pay half day's wage which would increase the total budget by 4x-5x.

**Number of languages:** In this work, we focus on 22 scheduled languages. Going forward we would want to extend this effort to many more languages.

**Secondary districts:** In this work, for a given language, we collect data only from districts where that language is identified as the primary language (i.e., spoken by majority of the population). Ideally, in subsequent phases we would want to collect data from districts even if that language is spoken only by a small population in that district.

**Topic Diversity:** Despite our best efforts some topics such as *horse riding*, *sculpting*, etc. were underrepresented. This is understandable as very few participants could relate to such topics. Going forward, we will explicitly source participants who can speak on such underrepresented topics.

**Two-party Conversations:** Currently two-party conversations account for only 17% of our data. We would want this number to be at least 25%. The lower fraction is mainly due to the logistical difficulty in extracting meaningful conversations from two unrelated participants.

**Fine-grained evaluation:** Given the limited compute we have, we were not able to report a fine-grained evaluation across demographics and applications and just report average WERs over the entire test set. We will fix this by conducting a shared task where we invite the community to participate and report fine-grained results for multiple models.

## 10 Ethics

The data collection process underwent rigorous ethical review and approval by the Institute Ethics Committee. Their recommendations, including the provision of all instructions in participants' native language, were duly implemented to ensure clarity and comprehension. Prior to recording, participants were fully informed about the purpose of data collection, the expected effort from their side, and the potential uses of their data. Their consent was obtained explicitly before proceeding. Participants were compensated appropriately, in line with the prevailing daily wages in their respective districts. This compensation was intended to recognize their time, effort, and contribution to the research endeavor. Careful attention was paid to participants' comfort and well-being throughout the data collection process. Bets efforts were made to provide refreshments such as tea, coffee, water, and biscuits to ensure a hospitable environment conducive to participation. Participants were explicitly informed of their right to skip any task they felt uncomfortable with. The privacy and confidentiality of participants' personal identifiable information (PII) were rigorously safeguarded. No PII data will be shared externally, and measures were implemented to anonymize and protect sensitive information. Participants were given the option to have their videos deleted immediately after verification or to opt for a live call instead of recording a video for identity verification purposes. This choice was provided to accommodate individual preferences and ensure participant comfort and privacy. Lastly,

all transcribers and other personnel employed in the project were also compensated appropriately according to prevailing salaries and wages. All tools will be released with a MIT license<sup>6</sup> and the dataset will be released with CC-BY-4.0 license<sup>7</sup>, allowing commercial usage.

## 11 Author Contributions

INDICVOICES is the result of collective efforts from several team members. To list down the contributions of the authors, we document the areas and list the authors contributing significantly to each of these areas. In each area, the contributors are listed sorted by last name.

**Field Research and Pilot Studies:** Tahir Javed, Mitesh M. Khapra, Janki Atul Nawale

**Data Preparation:** Hafsah Faquih, Kunal Sharad Gandhi, Eldho Ittan George, Tahir Javed, Sakshi Joshi, Sunjay Murali, Janki Atul Nawale, Pratiti Palit, Tripura Panchagnula, Sneha Ravishankar, Saranya Sukumaran

**Development and Maintenance of Karya:** Eldho Ettan George, Tahir Javed

**Development and Maintenance of Shoonya:** Ishvinder Virender Sethi, Aparna Ananthanarayanan, Tahir Javed

**Management of Translation teams:** Tahir Javed, Janki Atul Nawale

**Quality Control:** Tahir Javed, Manickam K M, Janki Atul Nawale

**Transcription guideline creation:** Hafsah Faquih, Tahir Javed, Sunjay Murali, Janki Atul Nawale, Pratiti Palit, Ambujavalli R

**Management of Transcription teams:** Hafsah Faquih, Kunal Sharad Gandhi, Tahir Javed, Sunjay Murali, Janki Atul Nawale, Pratiti Palit, Tripura Panchagnula, Ambujavalli R, Sneha Ravishankar, Saranya Sukumaran

**Model Training:** Kaushal Santosh Bhogale, Tahir Javed

**Model Evaluation:** Kaushal Santosh Bhogale, Tahir Javed, Sakshi Joshi, Deovrat Mehendale

**Management of data collection:** Hafsah Faquih, Kunal Sharad Gandhi, Eldho Ittan George, Tahir Javed, Sakshi Joshi, Krishnan Srinivasa Raghavan Karunganni, Sunjay Murali, Janki Atul Nawale, Pratiti Palit, Tripura Panchagnula, Sneha Ravishankar, Saranya Sukumaran, C Venkata Vijayanthi

**Project Conceptualization and Direction:** Mitesh M. Khapra

## 12 Acknowledgments

Embarking on this mission was only possible due to the support of numerous organizations, individuals and members of the Indian language technology ecosystem. We would like to take a few sentences to thank all of them.

**Sponsors/Donors:** First and foremost, we thank the Ministry of Electronics and Information Technology (MeitY), Government of India, for setting up the ambitious Digital India Bhashini Mission with the goal of advancing Indian language technology. The human infrastructure comprising of a large team of translators, transcribers, reviewers and language experts who worked on this project were supported by the generous grant given by Digital India Bhashini Mission to IIT Madras

---

<sup>6</sup><https://opensource.org/licenses/MIT>

<sup>7</sup><https://creativecommons.org/licenses/by/4.0/>

to serve as the Data Management Unit for the mission.

We are indebted to Shri Nandan Nilekani and Shrimati Rohini Nilekani for believing in us and supporting our work through generous grants from EkStep Foundation and Nilekani Philanthropies. These grants were used for (i) supporting many of the students, research associates, and developers who worked on this project, (ii) fulfilling many of our compute needs, and (iii) recruiting project managers to oversee the massive pan-India data collection activity undertaken as a part of this work. We thank Microsoft for their grant to support the creation of benchmarks for Indian languages. We thank the Centre for Development and Advancement of Computing, Pune (CDAC Pune) for access to its ParamSiddhi super-computer which was used for mining bitext pairs at scale.

**IIT Madras:** We thank Prof. V Kamakoti (Director, IIT Madras), Prof. Mahesh V Panchnagula (Dean, IIT Madras), Prof. Ravindra Gettu (Dean, IIT Madras) and Prof. Manu Santhanam (Dean, IIT Madras) for their constant encouragement and administrative support. In particular, we are thankful for the office space provided to AI4Bharat which houses some of our students, researchers, language experts and administrative team.

**Indian language technology community:** We extend our heartfelt gratitude to the expansive Indian language technology community, comprising academia, startups, and the deep tech industry, both within India and across the globe. It is with immense gratitude that we acknowledge the incredible foundation laid by the giants of this community, whose pioneering work has paved the way for our endeavors. We are truly grateful for the knowledge, insights, and advancements that we have built upon, as we stand on the shoulders of these remarkable contributors. In particular, we thank Prof. Rajeev Sangal (Professor Emeritus, IIIT Hyderabad), Prof. Pushpak Bhattacharyya (IIT Bombay), Prof. Dipti Mishra (IIIT Hyderabad), Prof. Hema Murthy (IIT Madras), Prof. Umesh S (IIT Madras), Prof. Rajat Moona (IIT Gandhinagar), Prof. Ganesh Ramakrishnan (IIT Bombay), Partha Talukdar (Google Research India), Dr. Swaran Lata (MeitY), Dr. Sobha L (AU-KBC) and Dr. Ritesh Kumar (Dr. B.R. Ambedkar University) for their critical insights and constructive feedback in improving the translation guidelines used for creating the datasets released as a part of this work (we apologize if we have missed anyone).

**Language Experts:** We express our deepest gratitude to our exceptional and highly dedicated team of language experts, including translators, transcribers, reviewers, quality control experts, coordinators, linguists and data leads whose invaluable contributions have been instrumental in the creation of INDICVOICES. Their unwavering commitment to adhering to guidelines and their remarkable ability to work seamlessly as a cohesive unit, despite being geographically dispersed, is truly commendable. The quality and accuracy of the manual datasets developed as part of this endeavor owes much to their unwavering efforts. We extend our heartfelt thanks to every member of our remarkable language team for their outstanding dedication and invaluable contributions.

**Administration Team:** We are profoundly thankful to the remarkable individuals, Krishnan Karunganni S, Ambujavalli R, C V Vajayanthi, Ravishankar Venkateswaran, for their exceptional dedication, patience, and extraordinary leadership in managing such an expansive team of data leads, language leads, coordinators and transcribers. Their unwavering commitment to orchestrating and guiding this diverse group of language experts is truly commendable. Through their exceptional organizational skills and expertise, they ensured seamless coordination and maintained the highest standards of quality throughout the data collection process. We also thank our support staff Shanthi S, Bhanumathy M, Bhavana R, Suganya Kumaresan, and Kalaivanan A, who helped with recruitment and procurement.

**Development Team:** We also thank our development team comprising of our in-house engineers, as well as, engineers from Tarento for building Shoonya which enabled all the manual translation work. In the absence of Shoonya, it would have been impossible to manage such a diverse team spread across the country working towards a common goal. We thank members of our development team for their patience in working with the language experts and building features that helped improve both the speed and quality of translation.

**Partners:** We would also like to thank our partners, viz. Kashmir University, Goa University, Aripaana Foundation, Korou Foundation, Pragyam Foundation, Calcutta Foundation, Suchana, Desicrew, Shaip, Navana Tech, Samskrita Bharati, Nava Data, Rekhta Foundation and Dogri Sanstha

who helped in the data collection and transcription process.

Last, but not the least, we thank the Almighty for giving us the courage to embark on this mission!

### 12.1 The Team Behind the Scenes

This work was possible because the efforts put in by all the remarkable individuals listed below.

#### Administrative Team

<i>Name</i>	<i>Designation</i>	<i>Affiliation</i>
Krishnan Karunganni S	Chief of Operations and Delivery	AI4Bharat
Ravishankar Venkateswaran	Delivery Head	AI4Bharat
Bhanumathy M	Recruitment	AI4Bharat
Suganya Kumaresan	Recruitment	AI4Bharat
Shanthi S	Operations	AI4Bharat
Mohanarangan A	Operations	AI4Bharat
Kalaivannan A	Operations	AI4Bharat
Saranya B	Operations	AI4Bharat

#### Project Managers

<i>Name</i>	<i>Involvement</i>	<i>Affiliation</i>
C Venkata Vijayanthi	Data Collection	AI4Bharat
Ambujavalli R	Data Transcription	AI4Bharat
Manickam K M	Quality Control	AI4Bharat

#### Data Leads

<i>Name</i>	<i>Affiliation</i>
Hafsah Faquih	AI4Bharat
Pratiti Palit	AI4Bharat
Sneha Ravishankar	AI4Bharat
Saranya Sukumaran	AI4Bharat
Tripura Panchagnula	AI4Bharat
Sunjay Murali	AI4Bharat
Kunal Sharad Gandhi	AI4Bharat
Faizan Qadri	AI4Bharat
Bishnu Prasad Barman	AI4Bharat
Janki Atul Nawale	AI4Bharat

#### Karya Team

<i>Name</i>	<i>Designation</i>	<i>Affiliation</i>
Eldho Ittan George	Project Associate	AI4Bharat
Sakshi Joshi	MS Student	AI4Bharat, IIT Madras
Tahir Javed	PhD Student	AI4Bharat, IIT Madras

### Shoonya Team

<i>Name</i>	<i>Designation</i>	<i>Affiliation</i>
Aparna Ananthanarayanan	Manager	AI4Bharat
Ishvinder Virender Sethi	Manager	AI4Bharat
Kunal Tiwari	Backend Developer	AI4Bharat
Kartik Virendra Rajput	Full Stack Developer	AI4Bharat
Ayush Panwar	Full Stack Developer	AI4Bharat

### Data Collection Partners

<i>Language</i>	<i>Name</i>	<i>Affiliation</i>
Assamese	Bikash Chandra	Pragyam Foundation
Bengali	Saumya Verma Mahima Verma	Calcutta Foundation Calcutta Foundation
Bodo	Bikash Chandra	Pragyam Foundation
Dogri	Dr. Preeti Dubey	Dogri Sanstha
Gujarati	Rajan KM	Desicrew
Hindi	Rajan KM	Desicrew
Kannada	Rajan KM	Desicrew
Kashmiri	Dr. Adil Amin Kak Nazima Mehdi	Kashmir University Kashmir University
Konkani	Pradnya Bhagat	Goa University
Maithili	Avinash Kumar	Aripaana Foundation
	Dheeraj Kumar	Aripaana Foundation
Malayalam	Rajan KM	Desicrew
Marathi	Rajan KM	Desicrew
Manipuri	Yasin	Korou Foundation
Nepali	Bikash Chandra	Pragyam Foundation
Odia	Saumya Verma Mahima Verma	Calcutta Foundation Calcutta Foundation
Punjabi	Dr. Sudarshan Iyengar Khushi Bhamra Nimisha Mahajan	IIT Ropar IIT Ropar IIT Ropar
Sanskrit	Shashanka Hatwar	Sanskrit Bharati
Santali	Sunil Murmu Kamala Murmu	Suchana Suchana
Sindhi	Nilima Motwani Nida Fazli	Rekhta Foundation Rekhta Foundation
Tamil	Rajan KM	Desicrew
Telugu	Rajan KM	Desicrew
Urdu	Nida Fazli	Rekhta Foundation



**Translation Team**

<i>Language</i>	<i>Name</i>	<i>Designation</i>
Assamese	Devanga Pallav Saikia Bikash Chandra Bishnu Prasad Barman Dimpi Sarma Bonya Baruah Bikash Chetia Kangkana Deka Lelina Barman	Language Lead, Senior Translator Senior Project Manager Translator Translator Translator Translator Translator Translator
Bengali	Sounak Dutta Shambhobi Ghosh Srija Mukherjee Shreerupa Chattopadhyay Natasha Ahmed Kathakali Bhounik Das Atrayee Dutta	Language Lead, Senior Translator Senior Translator Translator Translator Translator Translator Translator
Bodo	Prafulla Basumatry Bihung Brahma Bikash Chandra Sidwma Brahma Sansuma Brahma Jeetumoni Basumatry Ria Borah Sonowal	Language Lead, Senior Translator Senior Translator Senior Project Manager Translator Translator Translator Translator
Dogri	Preeti Dubey Lalit Mangotra Veena Gupta Shashi Pathania Anju Bala Monika chandel Kulbhushan Jasrotia	Senior Project Manager Senior Translator Senior Translator Senior Translator Translator Translator Translator
Gujarati	Pranav Pandya Jayesh Adhyaru Naresh Kapadia Faiz Masi Jimal Patel	Language Lead, Translator Translator Senior Translator Translator Translator
Hindi	Jaya Sarawati Sufiya Pathan Deepika Agarwal Aakansha Dubey Neha Bhakal Ayesha Pereira Veda Bharti	Language Lead, Senior Translator Senior Translator Senior Translator Translator Translator Translator Translator
Kannada	Anagha H. N. Adithi Raveendranath Abhigna Joshi Shivakumar R. M. Arun Kumar Goutham M T.R. Nagesh	Language Lead, Senior Translator Translator Translator Translator Translator Translator Translator
Kashmiri	Vijay Wali Shafi Shauq Ambreen Farooq	Senior Translator Senior Translator Translator

Continued on next page

**Translation Team** (continued)

<i>Language</i>	<i>Name</i>	<i>Designation</i>
	Meer Bismah Syed Samreen Sumaya Jehangir Nazima Mehdi Ishfaq Nisar	Translator Translator Translator Senior Project Manager Translator
Konkani	Pradeep Padgaonkar Pradnya Bhagat Sandesh Prabhudesai Sharat Raikar Anwasha Singbal Cia Fernandes Ashwini Kamat	Senior Translator Senior Project Manager Senior Translator Senior Translator Translator Translator Translator
Maithili	Sanjay Jha Avinash Kumar Yogendra Pathak Dr. Chandramani Jha Vikas Vineet Jha Priyeshi Kumari Rahul Kumar Jha Vijay Deo Jha Manoj Kumar Pathak Tulika Swati Prashant Kumar Jha Nandan Kumar Kishore Keshav Sanjeev Kumar Jha Deepak Kumar Juli Jha Swati Jha Aditya Bhushan Mishra	Language Lead, Translator Senior Project Manager Senior Translator Senior Translator Translator Translator Translator Translator Translator Translator Translator Translator Translator Translator Translator Translator Translator Translator
Malayalam	Jebi Mariam Kurian Manoj Varma C. V. Sudheendran Jihad M. Jiza Mariam Kurian Ann Mary Thomas Srilekha Padmakuma Nambiar	Language Lead, Translator Senior Translator Senior Translator Translator Translator Translator Translator
Marathi	Kunal Gandhi Paresh Prabhu Vrinda Sarkar Ranjana Pathak Saeed Kodollikar Prasad Jog Shweta Deshmukh Bhushan Oke Neha Satish Bandekar	Language Lead, Translator Senior Translator Senior Translator Senior Translator Senior Translator Translator Translator Translator Translator
Manipuri	Reena Ashem Yasin Khan Chingtham Diana Devi Diana Thingujam Jahir Hussain Sanju Pukhrambam	Language Lead, Senior Translator Senior Project Manager Senior Translator Translator Translator Translator

Continued on next page

**Translation Team** (continued)

<i>Language</i>	<i>Name</i>	<i>Designation</i>
	Alfina Khaidem Kshetrimayum Momo Padmabati Achom	Translator Translator Translator
Nepali	Sunita Dahal Bikash Chandra Dhaka Ram Kaffle Lekhnath Chhetri Tika Ram Rai D. Ghimiray Dr Srijana Sharma Dr Khagen Sharma	Language Lead, Senior Translator Senior Project Manager Senior Translator Senior Translator Senior Translator Translator Translator Translator
Odia	Satyabrata Barik Pramodini Pradhan Sai Sudeep Das Abhishek Parija Suchishraba Sarangi Bhimasena Bhol Surendra Chandra Tripathy	Senior Translator Senior Translator Translator Translator Language Lead Translator Translator
Punjabi	Armin Virk Pallavi Kaushal Shallu Rani Parneet Kaur	Language Lead, Translator Translator Translator Translator
Sanskrit	Harisha H. M. Dr. Suresha Suprith S. Sailaja Nittala Vasudev Aital Vivaswini Dr. Narayan Dutt Mishra	Language Lead, Senior Translator Senior Translator Translator Translator Translator Translator Senior Translator
Santali	Kamala Murmu Baren Kisku Prasanta Kumar Hansda Baburam Murmu Sripati Tudu Urmila Murmu Raju Mardi Churki Hansda Promila Hansda Sova Tudu Sanjiban Murmu Satya Hembram Guna Hembram Sagen Murmu	Senior Project Manager Senior Translator Senior Translator Senior Translator Senior Translator Translator Translator Translator Translator Translator Translator Translator Translator Translator
Sindhi	Armin Virk Dr. Nalini Prakash Tejawani Bharati Chainani Karan Vanni	Language Lead, Translator Senior Translator Translator Translator Translator
Tamil	Shakir Azeem Leema Rajavarman Shivapriya Murali	Language Lead, Senior Translator Senior Translator Translator

Continued on next page

**Translation Team (continued)**

<i>Language</i>	<i>Name</i>	<i>Designation</i>
	Sharmila Grahadurai V Sayeelakshmi Rajaganapathy	Translator Translator
Telugu	Shakir Azeem Karuna Vempati N. Sujatha Srimoukthika Srilakshmi B.	Language Lead, Senior Translator Senior Translator Senior Translator Translator Translator
Urdu	Dr. Irfan Ahmed Nazima Mehdi Aishwarya Diwakar Anwar Wajhiuddin Muhammad Anzar Hasan Akram Dr. Javaid Aziz Bhat Hafsah Faquih Habebunnisa Mohammad Afaan Naziya Rasool	Senior Translator Senior Project Manager Translator Translator Translator Translator Translator Translator Translator Translator Translator

**Transcription Team**

<i>Language</i>	<i>Name</i>	<i>Designation</i>
Assamese	Daisy Devi Rima Saikia Angelina B. Dihingia Dewashree Ojah Harshita Talukdar Munmun Saikia Neelakshi Das Parag Kumar Deka Shilpi Gogoi Mukti Duwara Suni Jyoti Kalita Kangkana Deka	Superchecker Superchecker Superchecker Superchecker Superchecker Superchecker Superchecker Superchecker Superchecker Superchecker Superchecker Superchecker
Bengali	Maamritha nandi Ayan Chatterjee Sayantani Banerjee Subhadeep Bhattacharjee	Superchecker Superchecker Superchecker Superchecker
Bodo	Pronita Basumatary Jwngsar Brahma Bithika Khaklary Kenak Basumatary Pabita Basumatary Donald King Narzary Mainu Basumatary Mili Brahma	Superchecker Superchecker Superchecker Superchecker Superchecker Superchecker Superchecker Superchecker
Dogri	Bansi Lal Sharma Rakesh Kumar Sunil Choudhary Atul Sharma Kamlesh Kumari	Superchecker Superchecker Superchecker Transcriber Transcriber

Continued on next page

**Transcription Team** (continued)

<i>Language</i>	<i>Name</i>	<i>Designation</i>
	Kumari Rita Rajesh Manhas Shagun Singh Skindya Devi Sunil Kumar Varinder Kumar	Superchecker Superchecker Transcriber Transcriber Transcriber
Gujarati	Charmi Soni	Superchecker
Hindi	Lalita Manoj Gehlot Sudeep Kumar Mishra Humera Begum Rakshit Ghai	Superchecker Superchecker Superchecker Superchecker
Kannada	Anusha Sandhya Gopal Shetty Bharathi R Nayak	Superchecker Superchecker Superchecker
Kashmiri	Rinko Ji Koul Mohammad Asjad Khan Zargar Adil Ahmad Naira Farooq Uzma Nisar Sheeba Shafi Rehana Qasim Shah Rafia Nabi	Superchecker Superchecker Superchecker Transcriber Transcriber Transcriber Transcriber Transcriber
Konkani	Anwasha Sigbal Sujatha kambli Kapila Surendra Desai Sumeda Ankit Sheldekar Ankita Anand Zamburlikar Cialini Fernandes	Superchecker Superchecker Superchecker Transcriber Transcriber Transcriber
Maithili	Sanjeev Kumar Jha Juli Jha Sabita mishra Nimmi Kumari Pankaj Kumar Jha Baiju Kumar Jha Kanchan mishra Nandita Mishra Prabhat Kumar Jha Prabhu Nath Mishra Raghunath Mukhiya	Superchecker Superchecker Superchecker Superchecker Superchecker Transcriber Transcriber Transcriber Transcriber Transcriber Transcriber
Malayalam	Niveditha Varma Amritha Krishnan Ann Mary Thomas Rajitha K V Lipi Pushpakaran	Superchecker Superchecker Superchecker Superchecker Superchecker
Manipuri	Tongbram Jimi Singh Mousami Oinam Anil Chingakhram	Transcription Reviewer Transcriber Transcriber
Marathi	Suma G Rashmi Arun Sathe Shraddha P. Prabhu	Superchecker Superchecker Superchecker

Continued on next page

**Transcription Team** (continued)

<i>Language</i>	<i>Name</i>	<i>Designation</i>
	Shweta Deshmukh	Superchecker
Nepali	Suraj Sharma Padam Parajuli Ram Jiwan Rai Bhakti Rai Mausam Sharma Bikash Chetri Furtengi Sherpa Keshav Sapkota Menuka Bhujel Sharmila Sharma	Superchecker Superchecker Superchecker Superchecker Superchecker Transcriber Transcriber Transcriber Transcriber
Odia	Rupanjali Badajena Abhipsa Mohanti Surendra Chandra Tripathi Pragyansmita Sharma Nibedita Sahoo	Superchecker Superchecker Superchecker Superchecker Superchecker
Punjabi	Sandeep Kaur Gurjeet Kaur Jaspal Singh Sandeep Singh	Superchecker Superchecker Superchecker Superchecker
Sanskrit	Shriganesh Devaru Nagaranjan V N Sridhar	Superchecker Superchecker Superchecker
Santali	Suku Murmu Sunil Murmu Prashantha Sagen Ladam Murmu Biplab Tudu Ganesh Saren Sadhuram Hembram Sandhya Mandi	Superchecker Superchecker Superchecker Superchecker Superchecker Transcriber Transcriber Transcriber Transcriber
Sindhi	Heeral Kavilani Jyoti Bhatia	Superchecker Transcription Reviewer
Tamil	Sumithra Savitha V Krishna Arvind Madhu Vanisree Hemalatha Venkatesh Usha M K V Petchiammal	Superchecker Superchecker Superchecker Superchecker Superchecker Superchecker Superchecker
Telugu	Ranjith Prudhvi Sagar N Janaki Herugu Deepak Iyengar Amrutha Lakshmi Radhe Shyam Salopanthula Suguru Sri Harsha Rao	Superchecker Superchecker Superchecker Superchecker Superchecker Superchecker Superchecker
Urdu	Syed Raqib Siraj Shahnawaz Alam	Superchecker Superchecker

Continued on next page

**Transcription Team** (continued)

<i>Language</i>	<i>Name</i>	<i>Designation</i>
	Saad Ahmad Mirani Faizur Rehman	Superchecker Superchecker

**Quality Control Team**

<i>Language</i>	<i>Name</i>	<i>Designation</i>
Assamese	Tonmoyee Bhuyan Anima Chetry	QC Analyst QC Analyst
Bengali	Sunanda Sarkar Anamika Das Aditi Ghosh	QC Analyst QC Analyst QC Analyst
Bodo	Ria Borah Sonwal Bashiram Basumatary	QC Analyst QC Analyst
Dogri	Rahul Singh Kuldeep Kumar	QC Analyst QC Analyst
Gujarati	Miraba Yogendrasinh Chudasama Yutika Amitkumar Chauhan Richa Thaker Bhatt	QC Analyst QC Analyst QC Analyst
Hindi	Afifa Anjum Rimsha Jairajpuri	QC Analyst QC Analyst
Kannada	Asha N Jayaseetha M N Roopkamal S	QC Analyst QC Analyst QC Analyst
Kashmiri	Tahir Ahmad Sheikh Fatima Ashraf	QC Analyst QC Analyst
Konkani	Varsha Vishnu Garad Pooja C Tople	QC Analyst QC Analyst
Maithili	Chitralkha Anshu	QC Analyst
Malayalam	Haritha M S Anjali P Nair Hanan A Vaheed	QC Analyst QC Analyst QC Analyst
Manipuri	Khumanthem Yuremba Meitei	QC Analyst
Nepali	Anima Chetry	QC Analyst
Marathi	Prachi Dnyaneshwar Dharashivkar Akshay Sarjerao Talekar Manpritkaur Gurmitsingh Ragi Nikita Parolekar Vishwanath Arjun Bhandwale	QC Analyst QC Analyst QC Analyst QC Analyst QC Analyst
Odia	Mohammed Irfan Aliva Pradhan Pranita Das Ulka Antariksha	QC Analyst QC Analyst QC Analyst QC Analyst
Punjabi	Amandeep Singh Kanchan Bala	QC Analyst QC Analyst
Sanskrit	Sujatha Bala	QC Analyst

Continued on next page





**Field Coordinators (continued)**

<i>Language</i>	<i>Name</i>	<i>Designation</i>
	Punpun Basumatary	Coordinator
	Dhanjita Swargiary	Coordinator
	Nisha Daimary	Coordinator
	Punpun Basumatary	Coordinator
	Dhanjita Swargiary	Coordinator
	Kriti Deepa Brahma	Coordinator
	Didwm Basumatary	Coordinator
	Eragdao Brahma	Coordinator
	Albina Islary	Coordinator
	Hungama Narzary	Coordinator
	Jasmine Hajoary	Coordinator
	Chinki Narzary	Coordinator
	Aloka Muchahary	Coordinator
Dogri	Navedika Mishra	Coordinator
	Rakesh Kumar	Coordinator
Hindi	Sanjay Kumar Paswan	Coordinator
	Ashok Kumar Jha	Coordinator
	Ajay Shankar Jha	Coordinator
	Anjali Jha	Coordinator
	Menka Minu	Coordinator
	Bhuneshwar Tiwari	Coordinator
	Shrishti Pathak	Coordinator
	Shailesh Kumar Shukla	Coordinator
	Shivani Singh	Coordinator
	Anjani	Coordinator
	Akanksha Yadav	Coordinator
	Pooja Mishra	Coordinator
	Ram Kumar Dubey	Coordinator
	Nishant Dubey	Coordinator
	Anjali Mishra	Coordinator
	Tanu Yadav	Coordinator
	Sushil Kumar Ray	Coordinator
	Sanjay Kumar Paswan	Coordinator
	Vijay Shankar Jha	Coordinator
	Pooja Mishra	Coordinator
	Atul Sharma	Coordinator
	Shatrudhan Gupta	Coordinator
	Vikas Gir	Coordinator
	Ankit Singh	Coordinator
	Vineeta Shukla	Coordinator
	Rajiv Thakur	Coordinator
	Gautam Govind	Coordinator
	Nitish Kumar	Coordinator
Kashmiri	Faizan Qadri	Coordinator
	Aneesa Khan	Coordinator
	Rayees Ahmad Lone	Coordinator
	Zubair Ahmad Bhat	Coordinator
	Faisal Ahmad Malik	Coordinator
	Rizwan Uz Zaman Wan	Coordinator
	Idrees Rehman Mir	Coordinator
	Yasir Mustaq Bhat	Coordinator
	Mehjabeena Nisar	Coordinator

Continued on next page



**Field Coordinators** (continued)

<i>Language</i>	<i>Name</i>	<i>Designation</i>
	Bivek Sarki	Coordinator
Sanskrit	Shashanka Hatwar T V	Coordinator
	Divya Pandey	Coordinator
	Hari Priya R Kulkarni	Coordinator
	Vidyadhare	Coordinator
	Dr. Rukmangadha	Coordinator

We also acknowledge the efforts of transcribers, translators, administrative teams, field coordinators that are working with our external partners

## References

- [1] A. Radford, J. W. Kim, T. Xu, G. Brockman, C. McLeavey, and I. Sutskever, “Robust speech recognition via large-scale weak supervision,” in *Proceedings of the 40th International Conference on Machine Learning, ICML’23*, JMLR.org, 2023.
- [2] A. Baevski, Y. Zhou, A. Mohamed, and M. Auli, “wav2vec 2.0: A framework for self-supervised learning of speech representations,” in *Advances in Neural Information Processing Systems 33: Annual Conference on Neural Information Processing Systems 2020, NeurIPS 2020, December 6-12, 2020, virtual* (H. Larochelle, M. Ranzato, R. Hadsell, M. Balcan, and H. Lin, eds.), 2020.
- [3] A. Baevski, W. Hsu, Q. Xu, A. Babu, J. Gu, and M. Auli, “data2vec: A general framework for self-supervised learning in speech, vision and language,” in *International Conference on Machine Learning, ICML 2022, 17-23 July 2022, Baltimore, Maryland, USA* (K. Chaudhuri, S. Jegelka, L. Song, C. Szepesvári, G. Niu, and S. Sabato, eds.), vol. 162 of *Proceedings of Machine Learning Research*, pp. 1298–1312, PMLR, 2022.
- [4] S. Chen, C. Wang, Z. Chen, Y. Wu, S. Liu, Z. Chen, J. Li, N. Kanda, T. Yoshioka, X. Xiao, J. Wu, L. Zhou, S. Ren, Y. Qian, Y. Qian, J. Wu, M. Zeng, X. Yu, and F. Wei, “Wavlm: Large-scale self-supervised pre-training for full stack speech processing,” *IEEE J. Sel. Top. Signal Process.*, vol. 16, no. 6, pp. 1505–1518, 2022.
- [5] A. Gulati, J. Qin, C. Chiu, N. Parmar, Y. Zhang, J. Yu, W. Han, S. Wang, Z. Zhang, Y. Wu, and R. Pang, “Conformer: Convolution-augmented transformer for speech recognition,” in *Interspeech 2020, 21st Annual Conference of the International Speech Communication Association, Virtual Event, Shanghai, China, 25-29 October 2020* (H. Meng, B. Xu, and T. F. Zheng, eds.), pp. 5036–5040, ISCA, 2020.
- [6] V. Panayotov, G. Chen, D. Povey, and S. Khudanpur, “Librispeech: An asr corpus based on public domain audio books,” in *2015 IEEE International Conference on Acoustics, Speech and Signal Processing (ICASSP)*, pp. 5206–5210, 2015.
- [7] J. Meyer, L. Rauchenstein, J. D. Eisenberg, and N. Howell in *Proceedings of the Twelfth Language Resources and Evaluation Conference* (N. Calzolari, F. Béchet, P. Blache, K. Choukri, C. Cieri, T. Declerck, S. Goggi, H. Isahara, B. Maegaard, J. Mariani, H. Mazo, A. Moreno, J. Odijk, and S. Piperidis, eds.), (Marseille, France), pp. 6462–6468, European Language Resources Association, May 2020.
- [8] R. Ardila, M. Branson, K. Davis, M. Henretty, M. Kohler, J. Meyer, R. Morais, L. Saunders, F. M. Tyers, and G. Weber, “Common voice: A massively-multilingual speech corpus,” 2020.
- [9] F. Hernandez, V. Nguyen, S. Ghannay, N. Tomashenko, and Y. Estève, *TED-LIUM 3: Twice as Much Data and Corpus Repartition for Experiments on Speaker Adaptation*, p. 198–208. Springer International Publishing, 2018.
- [10] C. Wang, M. Rivière, A. Lee, A. Wu, C. Talnikar, D. Haziza, M. Williamson, J. Pino, and E. Dupoux, “Voxpopuli: A large-scale multilingual speech corpus for representation learning, semi-supervised learning and interpretation,” 2021.
- [11] T. Javed, S. Joshi, V. Nagarajan, S. Sundaresan, J. Nawale, A. Raman, K. Bhogale, P. Kumar, and M. M. Khapra, “Svarah: Evaluating English ASR Systems on Indian Accents,” in *Proc. INTERSPEECH 2023*, pp. 5087–5091, 2023.
- [12] Y. Zhang, W. Han, J. Qin, Y. Wang, A. Bapna, Z. Chen, N. Chen, B. Li, V. Axelrod, G. Wang, Z. Meng, K. Hu, A. Rosenberg, R. Prabhavalkar, D. S. Park, P. Haghani, J. Riesa, G. Perng, H. Soltan, T. Strohm, B. Ramabhadran, T. Sainath, P. Moreno, C.-C. Chiu, J. Schalkwyk, F. Beaufays, and Y. Wu, “Google usm: Scaling automatic speech recognition beyond 100 languages,” 2023.
- [13] V. Pratap, A. Tjandra, B. Shi, P. Tomasello, A. Babu, S. Kundu, A. Elkahky, Z. Ni, A. Vyas, M. Fazel-Zarandi, A. Baevski, Y. Adi, X. Zhang, W. Hsu, A. Conneau, and M. Auli, “Scaling speech technology to 1, 000+ languages,” *CoRR*, vol. abs/2305.13516, 2023.
- [14] T. Javed, S. Doddapaneni, A. Raman, K. S. Bhogale, G. Ramesh, A. Kunchukuttan, P. Kumar, and M. M. Khapra, “Towards building ASR systems for the next billion users,” in *Thirty-Sixth AAAI Conference on Artificial Intelligence, AAAI 2022, Thirty-Fourth Conference on Innovative Applications of Artificial Intelligence, IAAI 2022, The Twelveth Symposium on Educational Advances in Artificial Intelligence, EAAI 2022 Virtual Event, February 22 - March 1, 2022*, pp. 10813–10821, AAAI Press, 2022.

- [15] P. Duquenne, H. Schwenk, and B. Sagot, “SONAR: sentence-level multimodal and language-agnostic representations,” *CoRR*, vol. abs/2308.11466, 2023.
- [16] K. S. Bhogale, A. Raman, T. Javed, S. Doddapaneni, A. Kunchukuttan, P. Kumar, and M. M. Khapra, “Effectiveness of mining audio and text pairs from public data for improving ASR systems for low-resource languages,” in *IEEE International Conference on Acoustics, Speech and Signal Processing ICASSP 2023, Rhodes Island, Greece, June 4-10, 2023*, pp. 1–5, IEEE, 2023.
- [17] A. Conneau, M. Ma, S. Khanuja, Y. Zhang, V. Axelrod, S. Dalmia, J. Riesa, C. Rivera, and A. Bapna, “Fleurs: Few-shot learning evaluation of universal representations of speech,” 2022.
- [18] B. M. L. Srivastava, S. Sitaram, R. Kumar Mehta, K. Doss Mohan, P. Matani, S. Satpal, K. Bali, R. Srikanth, and N. Nayak, “Interspeech 2018 Low Resource Automatic Speech Recognition Challenge for Indian Languages,” in *Proc. 6th Workshop on Spoken Language Technologies for Under-Resourced Languages (SLTU 2018)*, pp. 11–14, 2018.
- [19] O. Kjartansson, S. Sarin, K. Pipatsrisawat, M. Jansche, and L. Ha, “Crowd-Sourced Speech Corpora for Javanese, Sundanese, Sinhala, Nepali, and Bangladeshi Bengali,” in *Proc. The 6th Intl. Workshop on Spoken Language Technologies for Under-Resourced Languages (SLTU)*, (Gurugram, India), pp. 52–55, Aug. 2018.
- [20] F. He, S.-H. C. Chu, O. Kjartansson, C. Rivera, A. Katanova, A. Gutkin, I. Demirsahin, C. Johny, M. Jansche, S. Sarin, and K. Pipatsrisawat, “Open-source multi-speaker speech corpora for building Gujarati, Kannada, Malayalam, Marathi, Tamil and Telugu speech synthesis systems,” in *Proceedings of the Twelfth Language Resources and Evaluation Conference* (N. Calzolari, F. Béchet, P. Blache, K. Choukri, C. Cieri, T. Declerck, S. Goggi, H. Isahara, B. Maegaard, J. Mariani, H. Mazo, A. Moreno, J. Odijk, and S. Piperidis, eds.), (Marseille, France), pp. 6494–6503, European Language Resources Association, May 2020.
- [21] A. Diwan, R. Vaideeswaran, S. Shah, A. Singh, S. Raghavan, S. Khare, V. Unni, S. Vyas, A. Rajpuria, C. Yarra, A. Mittal, P. K. Ghosh, P. Jyothi, K. Bali, V. Seshadri, S. Sitaram, S. Bharadwaj, J. Nanavati, R. Nanavati, K. Sankaranarayanan, T. Seeram, and B. Abraham, “Multilingual and code-switching asr challenges for low resource indian languages,” *Proceedings of Interspeech*, 2021.
- [22] T. Javed, K. Bhogale, A. Raman, P. Kumar, A. Kunchukuttan, and M. M. Khapra, “Indicsuperb: a speech processing universal performance benchmark for indian languages,” in *Proceedings of the Thirty-Seventh AAAI Conference on Artificial Intelligence and Thirty-Fifth Conference on Innovative Applications of Artificial Intelligence and Thirteenth Symposium on Educational Advances in Artificial Intelligence*, AAAI’23/IAAI’23/EAAI’23, AAAI Press, 2023.
- [23] K. Bhogale, A. Raman, T. Javed, S. Doddapaneni, A. Kunchukuttan, P. Kumar, and M. M. Khapra, “Effectiveness of mining audio and text pairs from public data for improving asr systems for low-resource languages,” in *ICASSP 2023 - 2023 IEEE International Conference on Acoustics, Speech and Signal Processing (ICASSP)*, pp. 1–5, 2023.
- [24] M. A. B. Pilar, and R. A. G., “Subword dictionary learning and segmentation techniques for automatic speech recognition in tamil and kannada,” 2022.
- [25] M. A. B. Pilar, and R. A. G., “Knowledge-driven subword grammar modeling for automatic speech recognition in tamil and kannada,” 2022.
- [26] D. Adiga, R. Kumar, A. Krishna, P. Jyothi, G. Ramakrishnan, and P. Goyal, “Automatic speech recognition in Sanskrit: A new speech corpus and modelling insights,” in *Findings of the Association for Computational Linguistics: ACL-IJCNLP 2021* (C. Zong, F. Xia, W. Li, and R. Navigli, eds.), (Online), pp. 5039–5050, Association for Computational Linguistics, Aug. 2021.
- [27] K. Prahallad, N. K. Elluru, V. Keri, S. Rajendran, and A. W. Black, “The iit-h indic speech databases,” in *Interspeech*, 2012.
- [28] B. Abraham, D. Goel, D. Siddarth, K. Bali, M. Chopra, M. Choudhury, P. Joshi, P. Jyothi, S. Sitaram, and V. Seshadri, “Crowdsourcing speech data for low-resource languages from low-income workers,” in *Proceedings of the 12th Conference on Language Resources and Evaluation (LREC)*, pp. 2819–2826, 2020.

- [29] K. S. Bhogale, S. Sundaresan, A. Raman, T. Javed, M. M. Khapra, and P. Kumar, “Vistaar: Diverse benchmarks and training sets for indian language asr,” *ArXiv*, vol. abs/2305.15386, 2023.
- [30] “Resources for indian languages,” 2016.
- [31] T. Javed, S. Joshi, V. Nagarajan, S. Sundaresan, J. Nawale, A. Raman, K. Bhogale, P. Kumar, and M. M. Khapra, “Svarah: Evaluating English ASR Systems on Indian Accents,” in *Proc. INTERSPEECH 2023*, pp. 5087–5091, 2023.
- [32] N. R. M. S. J. F. A. Gangwar, M. N. J. S. Umesh, R. Sarab, A. K. Dubey, G. Divakaran, S. V. K. and S. V. Gangashetty, “Spring-inx: A multilingual indian language speech corpus by spring lab, iit madras,” 2023.
- [33] A. Singh, C. Shah, R. Varadaraj, S. Chauhan, and P. K. Ghosh, “Spire-sies: A spontaneous indian english speech corpus,” 2023.
- [34] J. FitzGerald, C. Hench, C. Peris, S. Mackie, K. Rottmann, A. Sanchez, A. Nash, L. Urbach, V. Kakarala, R. Singh, S. Ranganath, L. Crist, M. Britan, W. Leeuwis, G. Tur, and P. Natara-jan, “Massive: A 1m-example multilingual natural language understanding dataset with 51 typologically-diverse languages,” 2022.
- [35] M. Chopra, I. Medhi Thies, J. Pal, C. Scott, W. Thies, and V. Seshadri, “Exploring crowdsourced work in low-resource settings,” in *Proceedings of the 2019 CHI Conference on Human Factors in Computing Systems*, CHI ’19, (New York, NY, USA), p. 1–13, Association for Computing Machinery, 2019.
- [36] S. Team, “Silero vad: pre-trained enterprise-grade voice activity detector (vad), number detector and language classifier.” <https://github.com/snakers4/silero-vad>, 2021.
- [37] AI4Bharat, “Shoonya: An open source platform to annotate and label data at scale,” 2023.
- [38] A. Tjandra, N. Singhal, D. Zhang, O. Kalinli, A. Mohamed, D. Le, and M. L. Seltzer, “Massively multilingual ASR on 70 languages: Tokenization, architecture, and generalization capabilities,” in *IEEE International Conference on Acoustics, Speech and Signal Processing ICASSP 2023, Rhodes Island, Greece, June 4-10, 2023*, pp. 1–5, IEEE, 2023.

## A The Journey

INDICVOICES has been a life changing experience for all of us involved in the project. Below we share some of our experiences with the reader.

**Humble Beginnings in the Holy City of Madurai.** Our journey commenced in Madurai, Tamil Nadu, famous for the Meenakshi Amman Temple. Seeking blessings from the *Devi*, we commenced our journey with high hopes and a clear vision. However, this pilot quickly became a reality check, challenging our assumptions at every turn, especially regarding participant mobilization. Despite the dense population of India, finding willing participants became unexpectedly difficult. Trust was a major hurdle; many were hesitant to share personal information during registration, fearing potential fraud, especially when digital transactions were mentioned. This skepticism slowed down the mobilization process significantly, making it challenging to achieve the desired diversity in age and gender ratios.

Additionally, the time commitment required from participants—sometimes extending up to four hours to complete the recording process—added another layer of complexity. This duration, much longer than anticipated, tested the patience and commitment of our participants. Hesitancy in speaking freely was another obstacle; many participants showed reluctance in opening up, leading to numerous retakes to capture responses that were natural and usable. This reluctance often resulted in responses that lacked depth and spontaneity, necessitating multiple attempts to elicit more meaningful dialogue. The culmination of these challenges not only extended the duration of our pilot but also highlighted the importance of building trust and ensuring clarity in communication to facilitate smoother data collection processes in the diverse linguistic landscape of India.

**The Forgotten Generation.** Right from the beginning, we were very clear that we wanted sufficient participant from the senior citizen age group to capture their rich life experiences and tap into their repository of knowledge about Indian customs, traditions and beliefs. However, addressing the underrepresentation of the senior demographic emerged as a significant hurdle. The limited presence of individuals aged 60 and above necessitated a reevaluation of our outreach efforts. Engaging with old age homes, senior citizen clubs, and conducting home visits became essential strategies to include this vital segment of the population. This challenge highlighted the importance of inclusivity and the need for tailored approaches to ensure diverse demographic participation. Our concerted efforts to involve senior citizens bore fruit in an unexpectedly delightful way, particularly notable in the diverse regions of India. A striking example of this success was observed in Jammu, where the older population displayed remarkable enthusiasm towards contributing to the project. This enthusiasm stemmed not just from their fluency in their native language (Dogri, in this case) but also from a deep-seated urge to preserve and pass on their linguistic heritage. Contrary to the challenges faced with other age groups and languages, senior citizens in Jammu and beyond became invaluable participants. Their eagerness to contribute not only enriched our dataset with authentic, nuanced language use but also underscored the critical role of senior citizens in safeguarding linguistic diversity.

**The Need for a Guiding Hand.** In the initial pilots, our fears about ‘What if people don’t speak’ were confirmed. We learnt the hard way that eliciting fluent speech with good quality content from individuals in interactions with strangers posed an intriguing challenge. Recognizing the pivotal role of participant’s comfort in encouraging natural dialogue, we acknowledged the importance of assigning dedicated coordinators to accompany participants throughout the data collection process. Through targeted training, these coordinators were equipped with effective communication skills to engage participants authentically. Consequently, we established a procedural framework to ensure coordinators’ proficiency in guiding participants through the data collection procedure. The coordinators also helped the participants in overcoming technical challenges in installing the app, getting accustomed to the “record-verify-submit” workflow on the app and clarifying the expectation with respect to each microtask.

**Back to the drawing board.** After these initial pilots, we took a pause to critically reassess our data collection strategy. Insights from our initial pilots revealed that participants often provided repetitive answers, and everyday conversations failed to yield a diverse vocabulary and had very little coverage of names, numbers, entities, and brand names critical for downstream Automatic Speech Recognition (ASR) applications. The pilots also offered us a glimpse into people’s interactions with technology and their expectations from it, such as placing orders or completing digital transactions. We also realised that simple prompts like “talk about politics” fell short, and sparking a meaningful

dialogue between strangers over a phone call proved challenging, often resulting in mere exchanges of pleasantries without covering a wide array of topics.

Recognizing these gaps, we returned to the drawing board for an in-depth pre-collection phase. Our goal was to collect sentences with rich vocabulary, craft engaging questions spanning various domains, and create scenarios that simulate everyday digital interactions. We also refined our process to include tasks that would elicit responses rich in sequences of numbers, named entities, locations, dates, etc., and add role-play scenarios with detailed narratives to encourage dynamic conversations between two parties.

**Weather Plays Spoilsport.** After refining our approach, we headed to the extreme north of India, to the beautiful land of Kashmir. Excited as we were, we encountered the formidable challenge of the region's harsh winter. Starting our pilot in mid-November in Srinagar, we were keenly aware of the narrow operational window before the onset of heavy snowfall, which renders data collection nearly impossible from December to February. The unique weather conditions and the limited daylight hours significantly restricted our daily operations, allowing us only a brief period between 10 a.m. and 5:30 p.m. for recordings. This time constraint meant that each coordinator could only manage sessions with a maximum of two participants per day, highlighting the need for a more adaptable approach to meet our productivity and deadline goals. As we moved forward, it became crucial to innovate our data collection methods, shifting towards conducting recordings within the warmth and accessibility of participants' homes in the subsequent districts. This was a good learning for us and an early realisation that given the diverse geographical landscape of India, we will have to be mindful of weather conditions: be it self-imposed afternoon curfews during summer in West Bengal, mobility issues during monsoon in Kerala and Goa, floods in Northeast India, harsh winters in the northern parts of Punjab, Delhi, Kashmir, Jammu and so on. On a lighter note, while working on INDICVOICES, we have become experts on weather conditions in different parts of the country.

**A Journey to the Remotest Parts of India.** After covering Kashmir (Kashmiri) and Jammu (Dogri), our journey took us to the north-eastern parts of India to conduct pilot studies covering Assamese, Bodo, Manipuri, and Nepali. Initially filled with enthusiasm, our venture into Assam's relatively tranquil settings soon led us into the more secluded and challenging terrains of Bodoland. Here, the sparse population and limited access to resources questioned the feasibility of our project, presenting a stark contrast to our prior experiences. Bodoland, with its serene yet isolated landscape of traditional tribal huts and quiet, dimly lit pathways, intimidating silence with no vehicular noise offered a unique set of challenges. The initial low turnout at our designated collection site in Kokrajhar prompted us to rethink our approach to engaging with remote tribal communities. Their concerns over privacy and the openness to share opinions reminded us of the delicate balance required to ensure inclusivity while being mindful of socio-political or geographical hurdles.

Our journey further led us to Kalimpong in West Bengal, a region where the linguistic landscape shifts dramatically to predominantly Nepali speakers, diverging significantly from the Bengali culture of the state. This diversity within a single state highlighted the intricate patchwork of India's linguistic heritage. In response, we tailored our data collection approach, creating district-specific hints to engage participants in a manner that resonated with their unique linguistic identity.

Following this, the endeavor in Imphal West, Manipur, introduced us to a different set of challenges marked by remoteness and the complexities of operating amidst constant disruptions. The initiation of the pilot in the compact confines of a local hotel was just the beginning of a journey punctuated by curfews, riots, and internet shutdowns, which significantly delayed our progress. The decision to romanize text data to include older participants unfamiliar with the local script, and continuing annotation work offline during internet shutdowns, were necessary to adapt to the ever changing conditions in the state.

This expedition across the remote parts of India was not just a journey through diverse geographical landscapes but a deep dive into the heart of India's linguistic diversity. Each region, with its unique challenges, taught us the importance of resilience, adaptability, and the profound value of including voices from every region of the country, no matter how remote.

**The Rural Urban Divide.** Following this, we did some pilots in rural districts in West Bengal covering two languages, Bengali and Santali. This illuminated the stark urban-rural divide, presenting unique challenges and learning opportunities at every turn. As we ventured into the tribal regions to engage with Santali-speaking communities, the serene yet complex rural setting offered a vivid



contrast to the bustling urban environments we had previously navigated. Conducting recording sessions in the midst of forests, under the canopy of trees, or in the humble backyards of huts, we were confronted with the realities of rural life: limited internet connectivity, the scarcity of participants fitting specific demographic profiles, unpredictable weather, and the reticence of women to participate.

These experiences shed light on the significant divide between urban and rural contexts, especially in terms of technological accessibility and the relevance of certain questions and use cases. It became apparent that some of our initial questions, designed with an urban mindset, were not resonant with the daily experiences of rural participants. For instance, the concept of “hailing a cab” was alien to many, revealing a disconnect in the applicability of our queries. This insight prompted us to revisit our approach and make our questions more closely aligned with the realities of rural life. We modified scenarios to involve “arranging for transport for cattle or food grains,” among other adjustments, ensuring our questions and use-cases were relevant and relatable to the lives of our rural participants.

This re-calibration was not merely about changing the wording of questions but about cultural and contextual sensitivity in linguistic data collection. This journey through the contrasting landscapes of India reinforced the notion that to ensure inclusivity we need to constantly change our assumptions, adapt and improve our processes.

**The Silence Amidst the Noise.** While rural areas offered a raw and unfiltered glimpse into India’s linguistic diversity, urban settings introduced a different set of challenges. In bustling metropolises like Mumbai, the search for tranquil venues for recording sessions became a Herculean task, particularly in densely populated areas. The urban clamor and the scarcity of quiet spaces escalated the costs and complexities of data collection, underscoring the logistical hurdles unique to urban centers. Moreover, the enthusiasm for participating in data collection efforts was noticeably muted among the urban populace, especially among professionals leading busy lives. This apathy necessitated innovative mobilization strategies to engage a demographic that seemed distant from the cause. Despite these obstacles, the endeavor to capture the linguistic essence of India’s urban centers was as crucial as that of its rural counterparts. Overcoming this silence and capturing voices amidst the noise became an essential part of our mission.

**India, a land of many festivals.** Navigating the vibrant maze of India’s festivals proved to be one of the most colorful challenges in our data collection journey. In a country where each region celebrates its own set of festivals with fervor and devotion, scheduling work around these celebrations was akin to finding a needle in a haystack of holidays. From Durga Puja in West Bengal and Odisha, Ramzaan in Kashmir, Bihu and Pongal across other parts, to the universally celebrated Diwali, our calendar was a mosaic of cultural festivities.

The complexity of scheduling was humorously encapsulated in a conversation with one of our partners, which turned into a comedic back-and-forth of date dodging.

Partner: We can't start in May as it is too hot that time of the year!

We: Ok, let's start in June then.

Partner: No, that would be difficult due to the monsoon season. Both June and July would be washed out, quite literally!

We: That looks bad. Then we should definitely start in August.

Partner: But then we would have Ganesh Chaturthi which is a very important festival here. No participants would turn up during that time.

We: Phew, what about September?

Partner: Schools and colleges will have exams so we will not be able to use them as venues (other options would be expensive).

We (frustrated): Okay, then I guess after that we would have to wait for Dusshera (October), Diwali (November), Christmas and New Year (December) to also pass by.

Partner (with a straight face): Yes, that would be ideal!

This humorous exchange underscored a significant reality of executing a project of this scale in India. It taught us the importance of flexibility, patience, and the ability to laugh at the seemingly impossible task of scheduling around the endless cycle of festivals. In the end, these challenges just became a part of our journey, making every successfully covered district feel like a festival in its own right.

**Everything that could go Wrong.** Amidst all the celebrations, we soon realised that in a remote and distributed setup involving a large number of people, ensuring quality is a challenging task. Early in the pilot phases, we observed participants abruptly stopping mid-speech or drifting into unrelated conversations with coordinators without stopping the recording, leading to fragmented audio and content corruption. Despite comprehensive guidelines and thorough training, the human element introduced unpredictability in task execution, with participants sometimes simply reading the questions/prompts instead of answering/enacting them. It became very clear that we need to have an in-house QC team whose task would be to listen to every audio file collected on the ground and tag such errors. We iteratively refined our error categorization, adapting to new types of errors as they were discovered.

In their eagerness to assist participants, coordinators sometimes went above and beyond, inadvertently scripting entire responses or conversations. These were then merely read aloud by the participants, transforming what was supposed to be a spontaneous exchange into a rehearsed performance! This would diminish the authenticity of spontaneous speech. To combat these issues and preserve data integrity, we introduced error categories like ‘Bad extemporaneous,’ and ‘Book read,’ so that such content could be tagged. Similarly, in telephonic conversations, a tendency emerged for one participant to dominate, leading to minimal contributions from the other party, a phenomenon tagged as ‘SST’ (Single Speaker Talking) by our QA team. Categories like ‘Stretching,’ ‘Repeating Content,’ and ‘Long Pauses’ were introduced to counter verbosity and repetition, ensuring the recordings were content-rich.

In several places, the authenticity of participants’ identities emerged as a significant challenge. Concerns were raised when the voice of a participant didn’t seem to align with their reported age and/or gender, leading to discoveries of intentional misinformation or unintentional errors in registration. Some instances revealed inconsistency in voices under the same participant ID, hinting at multiple individuals sharing a single ID, while others showed the same voice across different IDs, indicating individuals masquerading as multiple participants. To address these authenticity issues, we introduced a micro-task requiring participants to record a video stating basic information, allowing our QC team to verify age and gender visually. Disparities led to data rejection, while voice mismatches in audio samples triggered further scrutiny. Recognizing privacy concerns and cultural sensitivities, particularly among female participants reluctant to record videos, we offered alternatives like live verification through WhatsApp calls, conducted by female QC members, ensuring a respectful and secure verification process.

Data collection across diverse settings—outdoors, in public schools, small hotels, and participants’ homes—brought the challenge of background noise interference. Distant ambient noises were less intrusive compared to the constant buzz of fans in closed spaces. Distinguishing between unavoidable natural background sounds and disruptive persistent noises was essential.

An unexpected challenge arose with the capture of highly expressive, albeit profane, reactions to daily frustrations, necessitating a balance between authenticity and appropriateness. This led to the creation of an ‘Objectionable Content’ category to carefully screen for hate speech or inappropriate content. Through this iterative process of reviewing audio files our QA team came up with 23 error categories which comprehensively captured everything that could go wrong!

**The Subtle Art of Transcription.** While we continued on our journey across the country, little did we know that our greatest challenge lay not in the fieldwork, but in the nuanced art of transcription. Initially perceived as a straightforward task of converting speech to text, the complexity of transcribing the diverse speech styles of thousands of individuals soon became apparent. The main issue was the difference between colloquially spoken language and standardised language found in textbooks. The former contains words which may not have any spellings in standard textbooks or dictionaries but still cannot be ignored, simply because this is how people talk! This required us to choose between the pure phonetic representation of speech resulting in non-standard spellings on one hand, and pure

textbooks representations which deviated from what was being said on the other. To address this we ended up with a two-level transcription approach wherein the first level the transcribers were asked to transcribe verbatim without worrying about correctness of spellings (thus emphasising only on phonetic fidelity). In the second level the transcribers were asked to standardise the transcription to convert the phonetically correct representations to nearest standard spellings in textbooks. Thus the lazily spoken Hindi word “muje” would be transcribed verbatim as “muje” in Level 1 ensuring phonetic fidelity and then standardised to “mujhe” in Level 2 ensuring spelling accuracy. However, aligning all language experts and transcribers with this novel framework proved challenging. Many transcribers initially resisted typing verbatim spellings, feeling it betrayed the standard writing style. Through extensive discussions, iterative rounds of feedback, and a collaborative effort across language teams, we established a set of guidelines that balanced standardized systems with fidelity to the actual sound wave. This meticulous process underscored transcription not just as a task but as an art form, requiring a deep understanding of linguistic nuances, cultural context, and the delicate balance between preserving the integrity of spoken language and adhering to standard linguistic conventions.

**Stories from the Heart of India.** Despite the hurdles, the journey was largely filled with numerous positive experiences. The diversity we encountered in weather, languages, and cultures was overwhelming, yet it filled our hearts with an indescribable warmth and a profound appreciation for India’s rich cultural tapestry. The love and hospitality offered by the people, their eagerness to share their stories, and their enthusiasm for preserving their linguistic heritage were truly heartening. Our journey underscored the power of language as a bridge to understanding people, their cultures, and the nation at a deeper level.

In a world where technology often seems to isolate us, our project brought people closer together, allowing them to connect and share their lives through their native languages. This technical endeavor became a conduit for genuine human connection, enabling people from various backgrounds to express their lives, traditions, and experiences. From a Tamil Nadu entrepreneur sharing her journey to success, to a Kashmiri woman finding solace in prayer during tumultuous times; from a young boy in Kashmir divulging his secret recipe, to a Manipuri girl aspiring for higher education amidst challenges, each story added a unique voice to the rich mosaic of IndicVoices.

The diversity in stories we collected — ranging from personal achievements and cultural narratives to expressions of socio-political concerns — highlighted the importance of the dataset we were building. Whether it was an old man reminiscing about life seventy years ago, a professor discussing the significance of a local folk culture, or a young Nepali girl playfully sharing tales of her dates, these narratives painted a vivid picture of the diverse life across India. Such stories not only enrich our understanding but also celebrate the myriad facets of Indian life, from its challenges to its triumphs.

**Miles to go.** Despite the vast disparities in lifestyle, language, and social circumstances across different regions, a common thread of respect for linguistic heritage and a passion for technology united participants from all walks of life. This shared enthusiasm underscores a collective commitment to preserving India’s linguistic diversity, bridging the gap between tradition and modernity. IndicVoices, thus, stands as a testament to the enduring spirit of India and its people, weaving together the voices of its many inhabitants into a vibrant tapestry of stories that resonate with authenticity, diversity, and a profound sense of belonging. Yet, as extensive as our journey has been, it is but a chapter in a much larger story. With over 15,000 hours of recordings still ahead, our expedition through the heart of India’s linguistic landscape is far from over. Like the timeless verse, “miles to go before I sleep” our path stretches onward, promising more voices to be heard, more stories to be shared, and an ever-deepening appreciation for the rich mosaic of Indian culture and language. This journey has only just begun, and the road ahead is filled with the promise of discovery, understanding, and the celebration of India’s incredible diversity.

## **B Instructions for participants**

The following instructions were given to the participants:

**Aim of the Project:** The aim of this project is to collect data for the development and evaluation of speech technology specifically tailored to your language. [The details of what is entailed by “speech technology” was colloquially explained by the coordinators to the participants using everyday applications.]

**Purpose of Data Collection:** Your data will be utilized for both commercial and non-commercial purposes to enhance speech technology for your language.

**Amount of Time:** The entire process is expected to take between 1 to 4 hours.

**Compensation:** You will receive compensation of INR X for your participation. The exact value of X will be communicated to you by the coordinator.

**Consent:** By participating, you agree to the terms and understand that your data will be used as mentioned above. Please proceed only if you consent to these terms and sign the consent form.

**Registration:** Your details will be collected during registration, ensuring your privacy is preserved. None of this information will be shared with third parties. You should also upload your signed consent form as a part of the registration process.

**App Installation:** Search for the "<Anonymous>" application on the Google Play Store using your Android smartphone and download the application.

**Login:** Use the access code assigned to you during registration to log in. Confirm this code with your coordinator before proceeding further.

**Fetch Tasks:** Press the "Submit Tasks/Get New Tasks" button to access the list of tasks assigned to you.

**Recording:** Click on each task and carefully read the prompt provided. If you find any task unclear, consult your coordinator for clarification. Take your time to formulate your response. If you are uncomfortable with a question, feel free to skip it. Take breaks as needed and complete the tasks at your own pace.

**Submit a Task:** After recording your response, click on "Stop". The application will then replay your response. If you and/or the coordinator are satisfied with the response, click on the "Next" arrow. Otherwise, click on "Record" to re-record your response.

**Two-party conversations:** Once you have finished the tasks on the App, the coordinator will pair you with a participant for conversation on a specific scenario. You can request to be paired with a participant of your choice and choose a role as well as scenario from a long list of roles scenarios that will be shared by the coordinator.

**Logging Out:** Once you have finished all tasks, return to the home screen and click on "Submit Tasks". Wait for a message confirming that all tasks have been submitted. You will then be prompted to record a video for identity verification purposes. This video will not be shared publicly and will be deleted once verified by our Quality Control team. If you are uncomfortable recording a video, inform your coordinator to arrange a WhatsApp call with a female member of our central team. This call will not be recorded, ensuring your privacy.

## C QC Categories and Noise tags

Error Type	Explanation
Low volume	Audio not loud enough for clarity.
Intermittent noise	Background sounds disrupting audio at intervals.
Persistent noise	Constant background noise throughout the audio.
Intermittent chatter	Background conversations at intervals.
Persistent chatter	Continuous background conversations throughout the audio.
Unclear audio	Poor audio clarity.
Off topic	Response deviating from the given prompt.
Repetitive content	Unnecessary repetition of nuances in the audio.
Long pauses	Unusually long silences in the audio.
Mispronunciations	Incorrect pronunciation of words.
Reading prompt	Participant reading the prompt instead of responding with an answer.
Book read	Monotonous, scripted reading detected.
Single speaker talking	Only one speaker actively participating in the roleplay task.
Stretching	Unnatural elongation of words or sounds.
Objectionable content	Inappropriate or offensive use of words in the audio.
Incorrect text prompt	Prompt provided to the participant was faulty and the participant has corrected it while speaking.
Factual inaccuracy	Response recorded by a speaker contains factually incorrect information.
Skipping words	Omission of crucial parts of the prompt.
Wrong language	Incorrect language used for the task.
Presence of echo	Echo affecting sound quality.
Bad extempore quality	Poor naturalness and fluency in extempore tasks.
Wrong gender (metadata)	Discrepancy between provided information and spoken content regarding gender
Wrong age group (metadata)	Inconsistency between entered age details and information verified through video verification.
Additional Comments	Other noteworthy observations not covered above.

Table 12: Error categories identified by the QC team

TV	animal	baby	baby_crying	tsk	barking	beep	bell	sniffle
child	child_crying	child_laughing	child_talking	dishes	child_yelling	children	children_talking	tones
click	clicking	clink	clinking	cough	child_whining	door	footsteps	gasp
horn	hum	inhaling	laughter	meow	motorcycle	music	nose_blowing	noise
phone_vibrating	popping	pounding	screeching	rattling	ringing	rustling	scratching	printer
smack	sneezing	sniffing	bird_squawk	snorting	squawking	squeak	stammers	static
throat_clearing	thumping	tone	children_yelling	trill	baby_talking	typewriter	ugh	uhh
wheezing	whispering	whistling	yawning	yelling	buzzer	clanking	phone_ringing	hmm
unintelligible	buzz	clanging	persistent-noise-start	tapping	singing	talking	umm	hiss
breathing	chiming	groan	persistent-noise-end	sigh	swallowing	uh-huh	siren	

Table 13: Different noise tags supported by Shoonya in transcription.

## D Level 2 Transcription Guidelines for Hindi

To access L2 Transcription guidelines for all 22 Indian languages, please login to the following link<sup>8</sup>

### Rules for correcting consonant errors

1. If aspirated and unaspirated consonants can be interchanged then interchange it for the standardized spelling. For example,
  - a. -b (ब) and -b<sup>h</sup> (भ)
    - i. sabi (सबी) -> sab<sup>h</sup>i (सभी)
  - b. -t (ट) and -th (ठ):
    - i. meeta (मीटा) -> meet<sup>h</sup>a (मीठा)
  - c. -j (ज) and -jh (झ):
    - i. janDaa (जंडा) -> j<sup>h</sup>anDaa (झंडा)
  - d. -g (ग) and -g<sup>h</sup> (घ)
    - i. gar (गर) -> g<sup>h</sup>ar (घर)F
  - e. -k (क) and -K<sup>h</sup> (ख)
    - i. d<sup>h</sup>oka (धोका) -> d<sup>h</sup>ok<sup>h</sup>aa (धोखा)
  - f. -f (फ) and -p<sup>h</sup> (फ):
    - i. fool (फूल) -> p<sup>h</sup>ool (फूल)
    - ii. pheslaa (फैसला) -> feslaa (फैसला)
2. If consonants are spoken in a way that is very close to the correct form (can be common or uncommon in spoken form) then change it to the correct form. For example,
  - a. -s and -sh
    - i. siksha (सिखा) -> shikshaa (शिक्षा)
  - b. -d<sup>h</sup> and -r<sup>h</sup>
    - i. pad<sup>h</sup>naa (पढना) -> par<sup>h</sup>naa (परना)
  - c. -sh and -s :
    - i. s<sup>h</sup>os<sup>h</sup>al (शोशल) -> sos<sup>h</sup>al (सोशल)
    - ii. saamil (सामिल) -> s<sup>h</sup>aamil (शामिल)
    - iii. chasmaa (चस्मा) -> chas<sup>h</sup>maa (चश्मा)
  - d. -d<sup>h</sup> and -r
    - i. larka (लरका) -> lad<sup>h</sup>ka (लड़का)
    - ii. b<sup>h</sup>eed<sup>h</sup> (भीर) -> b<sup>h</sup>eer<sup>h</sup> (भीड़)
    - iii. bar<sup>h</sup>tan (बड़तन) -> bartan (बर्तन)
    - iv. sad<sup>h</sup>ak (सडक) -> sar<sup>h</sup>ak (सड़क)
  - e. Interchange between -cch and -ksh
    - i. ikshaa (इक्षा) -> icchaa (इच्छा)
    - ii. cchetra (छेत्र) -> kshetra (क्षेत्र)
3. If the interchange of consonant clusters helps in achieving the standard spelling for a word (metathesis), such a transformation is allowed as long as it does not deviate the resultant word from the spoken-text. For example,
  - a. Interchange between -tf and -ft
    - i. luft (लुफ्त) -> lutf (लुत्फ)
    - ii. Ustah (उस्ताह) -> Utsah (उत्साह)
4. If consonants are mispronounced because of its adjoining letter, then correct it (phonological assimilation). For example,
  - a. Kuut.ta (कूत-ता) -> Kuud.ta (कूदता)
  - b. kitap parh ke (किताप पढ़ के) -> kitab parh ke (किताब पढ़ के)
  - c. kus sunna (कुस सुना) -> kuch sunna (कुछ सुना)
  - d. chamma se (चम्मस से) -> chammach se (चम्मच से)

<sup>8</sup><https://ai4bharat.iitm.ac.in/indicvoices>

## Rules for correcting vowel errors

1. If vowel sounds are elongated or shortened or interchanged due to emphasis/modulation then change it to the standard form. For example,
  - a. -a and -aa
    - i. kaahaanii (काहानी) -> kahaanii (कहानी)
    - ii. bahaar (बहार) -> baahar (बाहर)
  - b. -i and -ii :
    - i. miisaal (मीसाल) -> misaal (मिसाल)
  - c. -u and -uu :
    - i. uudhaar (ऊधार) -> udhaar (उधार)
    - ii. ungli (उंगली) -> uungli (ऊंगली)
    - iii. uncha(उंचा) -> uuncha (ऊंचा)
  - d. -o and -u :
    - i. Kyunki (क्योंकि) -> kyonki (क्योंकि)
  - e. -e and -a:
    - i. bechen (बेचेन) -> bechain(बेचैन)
    - ii. chain (चैन) -> chen (चेन) (गले की चेन)
  - f. -a and -i :
    - i. kataab (कताब) -> kitaab (किताब)
    - ii. salaaii (सलाई) -> silaaii (सिलाई)
2. If interchanging monothongs (a, aa, e, i, ii, o, u, uu) with diphthongs (ai, au, etc) allows you to arrive at the standard spelling for the word, then please interchange. Note that diphthongs and triphthongs are combinations of two or three vowels respectively (aa + o = au). For example,
  - a. hei(हे) -> hai (है) [e v/s ae]
  - b. mei (मैं) -> mein (मैं) [e v/s ae]
  - c. nao (नौ) -> nau (नौ) [o v/s au]
3. If removal or addition of a vowel helps in getting to the standard spelling of a word, such a transformation is allowed. For example,
  - a. removal of -a (using halant)
    - i. darad (दरद) -> dard (दर्द)
    - ii. mulak (मुलक) -> mulk (मुल्क)
    - iii. khatam (खतम) -> khatm (खत्म)
  - b. removal of -i (using halant) :
    - i. Kirya (किरया) -> Kriya (क्रिया)
  - c. addition of -i
    - i. Briyani ( ब्रियानी ) -> biryani (बिर्यानी)
4. If vowels are replaced by consonants because of accent, then change it to the standard form. For example,
  - a. -gu and -u :
    - i. gunnees (गुन्नीस ) -> unnees (उन्नीस)
  - b. -a and -h:
    - i. haspataal (हस्पताल) -> aspataal (अस्पताल)

### Rules for dealing with errors at word beginnings

1. If word beginning requires insertion/deletion of a vowel or a schwa, then change it to the standard spelling. For example,
  - a. Deletion of इ:
    - i. Istree ( इस्त्री ) -> Stree ( स्त्री )
    - ii. Isthana ( इस्थान ) -> Sthana ( स्थान )

### Rules for dealing with errors at word endings

1. If word ending has an extra vowel then correct it to make it to standard form. For example,
  - a. Himalayaa ( हिमालया ) -> Himaalya ( हिमालय )
  - b. kavii ( कवी ) -> kavi ( कवि )
  - c. matii ( मती ) -> mati ( मति )
2. If additional schwa is added at the end of words ending in consonant sounds then remove it to bring it to standard form. For example,
  - a. vageraa ( वगैरा ) -> vagerah ( वगैरह )
  - b. yogaa ( योगा ) -> yoga ( योग )
  - c. karmaa ( कर्मा ) -> karma ( कर्म )
  - d. raamaa ( रामा ) -> raam ( राम )
3. If a consonant is missed or skipped at the end of a word then add it to bring it to the standard form. For example,
  - a. missed -ta
    - i. takh ( तख ) -> taKht ( तख्त )
  - b. missed -h:
    - i. Guna ( गुना ) -> gunah ( गुनाह )
    - ii. fate ( फते ) -> fatah ( फतह )

### Rules for dealing with shortened syllables

1. If splitting of a shortened syllable followed by character additions standardizes the spellings of the words, then such a transformation should be allowed, while ensuring the sound of the resultant words do not deviate from the spoken text
  - a. Bolraa ( बोलरा ) -> Bol rahaa ( बोल रहा )
  - b. Jaraa ( जारा ) -> Ja rahaa ( जा रहा )
  - c. Manraa ( मानरा ) -> Maan rahaa ( मान रहा )
  - d. Mujhebi ( मुझेबी ) -> Mujhe bhi ( मुझे भी )
  - e. Muje-i ( मुजेई ) -> Mujhe hi ( मुझे ही )
  - f. Teraa-i ( तेराई ) -> teraa hi ( तेरा ही )
2. If present tense markers have been shortened or eliminated in the phrases, then change them to arrive at the standard form.
  - a. shortening of hai ( है ), hun ( हूँ ) and hain ( हैं ) :
    - i. Kartau ( करताऊँ ) -> Karta hun ( करता हूँ )
    - ii. Kartaye ( करताए ) -> Karta hai ( करता है )
    - iii. Aatain ( आतेए ) -> Aate hain ( आते हैं )



### Rules for dealing with nasalised sounds

1. If addition or deletion of a nasalised sound can bring a word into its standard form, then such a transformation is allowed if it does not impact the context in which the word was uttered. e.g.:
  - a. addition of diacritic (बिंदु - ँ and चंद्रबिंदु ँ )
    - i. mujhe kae jana tha (मुझे कही जाना है) -> mujhe kahin jaana tha (मुझे कहीं जाना है)
    - ii. ye saare mere ghanisht mitr hai (ये सारे मेरे घनिष्ठ मित्र है) -> ye saare mere ghanisht mitr hain (ये सारे मेरे घनिष्ठ मित्र हैं)
    - iii. kahaaniyaa (कहानिया) -> kahaaniyaan (कहानियाँ)
    - iv. yaha (यहा) -> yahaan (यहाँ)
  - b. deletion of (बिंदु) :
    - i. mere kaen dost hain (मेरे कई दोस्त हैं) -> mere kayi dost hain (मेरे कई दोस्त हैं)
  - c. deletion of unnecessary 'n' sound:
    - i. Karenga (करेंगा) -> Karega (करेगा)
    - ii. Bolenga (बोलेंगा) -> Bolega (बोलेगा)
    - iii. Jaayenga (जाएँगा) -> Jaayega (जाएगा)

### Rules for dealing with loan words

1. If common words borrowed from English or English named entities such as proper nouns, places, brands, food, month/day names, etc are present in isolation without any inflection (-en, -ne, -ka, etc), then add the English spelling in brackets, while leaving the original transcript as verbatim. For example,
  - a. Proper Nouns
    - i. amjon (ऐमजॉन) -> (ऐमजॉन) [amazon] (note that the (हिंदी) spelling has **not** been corrected from "amjon" to "amazon" but the correct English spelling has been added in brackets [])
    - ii. aadidas (आदिदास) -> आदिदास [adidas]
    - iii. aktubar (अक्टूबर) -> अक्टूबर [october]
    - iv. wednasde (वेन्सडे) -> वेन्सडे [Wednesday]
    - v. disember (दिसंबर) -> दिसंबर [December]
  - b. Common words
    - i. on (ओन) -> ओन [on]
    - ii. ooder (ओडर) -> ओडर [order]
    - iii. order (ओर्डर) -> ओर्डर [order]
    - iv. fusT (फस्ट) -> फस्ट [First]
    - v. baseball (बेसबॉल) -> बेसबॉल [baseball]
    - vi. Cupcake (कपकेक) -> कपकेक [Cupcake]
    - vii. Playground (प्लेग्राउंड) -> प्लेग्राउंड [playground]
    - viii. kilogram (किलोग्राम) -> किलोग्राम [kilogram]
2. If certain sounds in borrowed words are not present in the language's orthography (names/places from different cultures, states) then come up with the closest way as mentioned in the conventions of your language and use that consistently across all instances of the same word. The same holds true for words which can be written in multiple ways. The idea is to ensure consistency across all utterances of a spoken word.
  - a. tami| (तमिळ) -> tamil (तमिल)
3. If acronyms are spoken word by word (in English) then always write it with a space. E.g.:
  - a. NRI -> N R I (एन [N] आर [R] आई [I])
  - b. FBI -> F B I (एफ़ [F] बी [B] आई [I])
  - c. MPin -> M Pin (एम [M] पिन [Pin])
  - d. SBI -> S B I (एस [S] बी [B] आई [I])

4. If acronyms are spoken as a single word then write it as it is because spacing it would deviate it from the spoken-text. E.g.:
  - a. ASAP (एसेप) and not A S A P (ए [A] एस [S] ए [A] पी [P])
  - b. BhaJPa (भाजपा) and not B J P (बी जे पी) or Bha J Pa (भा जे पा)

#### **Rules for dealing with numbers, units of time, measurement, etc**

1. If numbers (ordinals and cardinals), time, and other units of measurement (kg, m, cm, ft, etc) are uttered in English then represent them exactly as it is in the target transcription language. E.g.:
  - a. kilogram (किलोग्राम [kilogram])
  - b. kg (कि.[k] ग्रा.[g])
  - c. first (फर्स्ट[first])
2. If numbers (ordinals and cardinals), time, and other units of measurement (kg, m, cm, ft, etc) are uttered in the native language, then always use the standardized native language norms and spellings. e.g.:
  - a. gunniis (गुन्नििस) -> unniis (उन्नीिस)
  - b. paach (पाच) -> paanch (पाँच)
  - c. miTer (मिटर) -> miiTer (मीटर)
  - d. pelii (पेली) -> pahli (पहली)

#### **Rules for compound/conjunction/combined words/Reduplication**

1. If compound words are used in non-standard form, then conjunction can be added to change it to the standard form.
  - a. Inapplicable for Hindi
2. In case of reduplicated words, when the next word is not in the dictionary, please add a hyphen(-) in between and write it as it is spoken.e.g:
  - a. chai vai (चाय-वाय)
  - b. Roti voti (रोटी-वोटी)
  - c. daal vaal (दाल-वाल)
3. If insertion or removal of a space is required to standardize the spelling of a compound word, such a transformation is allowed.
  - a. Inapplicable for Hindi

#### **Rules for word contractions:**

1. Inapplicable for Hindi

#### **Rules for colloquial tardiness:**

1. If addition of a genitive marker results in standard form, then such a transformation is allowed.
  - a. addition of -ri (री), -ra (रा), -re (रे)
    - i. humaaai kitab (हमाई किताब) -> humari kitaab (हमारी किताब)
    - ii. humaye gaaon me (हमाए गाँव में) -> humare gaaon me (हमारे गाँव में)

Note that here both “humaai”(हमाई) and “humaye”(हमाए) are not being changed to “hum”(हम) because it differs significantly from the spoken text.

2. If changes in dative (direction) forms help in arriving at a standard spelling, then such a transformation is allowed to a level where it does not deviate much from the spoken text:
  - a. tumar ko (तुमार को) -> tumhare ko (तुम्हारे को)
  - b. humar ko (हमार को) -> humare ko (हमारे को)
  - c. mere ko (मेरे को) -> mere ko (मेरे को) [no change]
  - d. mer ko (मेर को) -> mere ko (मेरे को)
  - e. meko ( मैको) -> main ko( मैं को ) [split to meaningful units]
  - f. tumaare ko (तुमारे को) -> tumhare ko (तुम्हारे को)

Note: “tumar” (तुमार) is not being changed to “tum” (तुम), “mere” (मेरे) is not being changed to “mujhe” (मुझे) because they differ significantly from the spoken text.
3. If a small change in form of a word helps in arriving at a correct spelling, then such a change is allowed.
  - a. Bol riya (बोल रिया) -> bol rahaa (बोल रहा)
  - b. Bol riye (बोल रिए) -> bol rahe (बोल रहे)

### Rules for gemination:

1. The gemination (doubling consonant) is represented in orthography with diacritics, matras or by doubling consonants. Please follow the conventional way of writing geminated words in your language and maintain the consistency across all spellings of an utterance. e.g.
  - a. Addition of halant (ँ)
    - i. patta ( पत.ता) --> patt+ta (पत्+ता -> पत्ता)
    - ii. kaccha (कच.चा) -> kach+cha (कच्+चा -> कच्चा)
2. If double emphasis in words is not very obvious but the speaker means it, then change it to the double emphasis form. This could happen in instances of proper nouns with no standardized spellings, brand names, lesser known food items, brands, etc. e.g.:
  - a. apam (अपम) -> appam (अप्पम)
  - b. Aka (अका)-> akka (अक्का)
  - c. Ana (अना) -> Anna (अन्ना)
  - d. bhayaa (भया) -> bhayyaa (भय्या)

### Don't change during Level-2:

1. Borrowed words with native suffixes (mostly plural) should be written as it is, without changing or translating the suffixes. e.g.:
  - a. calendar-on (कलेंडरों) should not be written as calendar (कैलेंडर)
  - b. side-ein (साइडें) should not be written as side (साइड)
  - c. Kantriyoun (कंट्रीयों) should not be written as countries (कन्ट्रीज)
  - d. Friendo (फ्रेंडों) should not be written as friends (फ्रेंडज़)
2. If splitting of a shortened syllable followed by character additions standardises the spellings but makes it deviate significantly from the waveform (spoken text), then we should not be allowing such transformation:
  - a. unne (उनने) <-> unho ne (उन्होंने) [not-allowed]
  - b. inne (इनने) <-> inho ne (इन्होंने) [not-allowed]
3. Spoken/dialectic words should not be replaced by the standard versions, as they deviate a lot from the wave form.
  - a. aho (आहो) <-> haan (हाँ) [not-allowed]
  - b. Hav (हव) <-> haan (हाँ) [not-allowed]
  - c. abe oye (अबे ओय) <-> arey o (अरे ओ) [not-allowed]

4. If new affix patterns, echo words or reduplication patterns are innovated by the speaker, or slangs used only in spoken languages are found, then retain them as it is (with space) as corrections will deviate too much from the spoken form. E.g:
  - a. Loot laat (लूट लाट) [shall be retained as it is]
  - b. Khaali peeli (खाली पीली) [shall be retained as it is]
  - c. Paani puuni (पानी पूनि) [shall be retained as it is]
5. If grammatical corrections make the resultant text deviate much from the spoken-text, then such changes should not be made and original words should be retained. e.g.:
  - a. Corrections disallowed in dative forms
    - i. mereko ghar jana hai (मेरे को घर जाना है) <-> mujhe ghar jana hai (मुझे घर जाना है) [not-allowed]
6. The conjunction should be infix, or removed only where it's absolutely necessary as per standardized spelling rules. If the 2 words can stand alone and have a spelling then, do not add meaningful affixes as per the rule.
  - a. Inapplicable for Hindi
7. Severe colloquial contractions in Tamil and other languages, such as “vandethanalla” should not be expanded to their textbook forms such as “vande vithana allava”
  - a. Inapplicable for Hindi

[End]