

**Running title: AOS and Litchi Preservation**

**Postharvest litchi (*Litchi chinensis* Sonn.) quality preservation by alginate oligosaccharides**

Jianlie Shen, Shulin Wan\*, Haidong Tan

Guangzhou Shenjingya Agricultural Technology Co., Ltd., Guangzhou, China

\*Corresponding author

Shulin Wan

Guangzhou Shenjingya Agricultural Technology Co., Ltd., Guangzhou, China

The third floor of B2, Jinjiling Kai'ao (local name) Factory, Shapu Guandao Village,

Xintang Town, Zengcheng District, Guangzhou 511340, China.

Email: 18825179638@stu.scau.edu.cn

Jianlie Shen, Email: sjlccm@126.com

Haidong Tan, Email: [1809050351@qq.com](mailto:1809050351@qq.com)

## **Abstract**

This study investigates the efficacy of alginate oligosaccharides, derived from a novel alginate lyase expressed in *E. coli* (Pet21a-alginate lyase), in preserving the postharvest quality of litchi (*Litchi chinensis* Sonn.) fruits. The alginate lyase, characterized by Huang et al. (2013), was employed to produce AOS through enzymatic degradation of alginate. The resulting oligosaccharides were applied to litchi fruits harvested from Guangzhou Zengcheng to evaluate their impact on various quality parameters under controlled storage conditions. The study focused on measuring the effects of alginate oligosaccharide treatment on the fruits' color retention, water loss rate, hardness, and susceptibility to mold infection, under a set relative humidity and temperature. Results demonstrated significant improvements in the treated fruits, with enhanced color retention, reduced water loss, maintained hardness, and lower rates of mold infection compared to untreated controls. These findings suggest that AOS offer a promising natural alternative for extending the shelf life and maintaining the quality of litchi fruits postharvest.

**Keywords:** Alginate oligosaccharides, *Litchi chinensis* Sonn, Postharvest quality, Storage conditions, Color retention, Water loss rate, Hardness, Mold infection

## **Introduction**

The preservation of postharvest quality in perishable fruits like litchi (*Litchi chinensis* Sonn.) is a significant challenge in the agricultural and food industries (Kumar et al., 2020). The unique organoleptic properties of litchi, including its distinct flavor, aroma, and vibrant color, are highly appreciated by consumers worldwide (Zhao et al., 2020). However, these characteristics are also susceptible to rapid deterioration after harvest due to factors such as microbial growth, enzymatic browning, and moisture loss (Huang et al., 2023; Qu et al., 2021; Zhao et al., 2020). Therefore, developing effective strategies to extend the shelf life of litchi while maintaining its quality is of paramount importance.

Recent advancements in biotechnology and food science have introduced novel approaches for postharvest preservation, focusing on the use of natural and biodegradable compounds. Among these, alginate oligosaccharides (AOS), derived from the enzymatic degradation of alginate, a polysaccharide found in the cell walls of brown algae, have shown potential due to their biocompatibility and non-toxic nature. Alginate oligosaccharides have been reported to possess antimicrobial properties and the ability to induce responses in plants that may contribute to the preservation of fruit quality (Bose et al., 2021; Zhuo et al., 2022).

The enzymatic production of AOS involves the use of alginate lyases, enzymes capable of cleaving the glycosidic bonds in alginate to produce oligosaccharides of varying lengths. A significant breakthrough in this area was the characterization of a new alginate lyase from *Flavobacterium* sp. S20, as reported by Huang et al.

(2013)(Huang et al., 2013). This enzyme, expressed in *E. coli* using the pET21a vector, has been instrumental in producing AOS with specific degrees of polymerization, which are crucial for their functional properties in postharvest preservation.

In this context, the current study aimed to evaluate the effectiveness of AOS prepared via the enzymatic degradation of alginate using the pET21a-alginate lyase, in preserving the postharvest quality of litchi fruits. The research focused on a comprehensive assessment of how alginate oligosaccharide treatment influences key quality parameters of litchi, including color retention, water loss rate, hardness, and resistance to mold infection, under controlled storage conditions.

The significance of this research lies in its potential to provide a sustainable and environmentally friendly solution for extending the shelf life of litchi and possibly other perishable fruits. By leveraging the natural properties of AOS and the enzymatic capabilities of newly characterized alginate lyases, this study contributes to the growing body of knowledge on innovative postharvest treatments. The findings could have far-reaching implications for the agricultural sector, food industry, and consumers, offering new avenues for enhancing food security and reducing postharvest losses.

## **Methods**

### Alginate Lyase Expression and Alginate Oligosaccharide Preparation

Recombinant Pet21a-alginate lyase was expressed in *E. coli* following the protocol

described by Huang et al. (2013)(Huang et al., 2013). The expressed enzyme was purified using Ni-NTA agarose affinity chromatography, achieving a concentration of 1 mg/mL. Alginate from brown seaweed was then degraded enzymatically at a substrate concentration of 2% (w/v) in 50 mM Tris-HCl buffer (pH 7.5) at 37 °C for 24 hours. The reaction mixture was heated to 95 °C for 10 minutes to terminate the reaction, followed by centrifugation at 10,000 g for 15 minutes to remove insoluble debris. The supernatant containing AOS was collected, dialyzed, and lyophilized for further use.

#### Litchi Fruit Treatment

Litchi fruits (*Litchi chinensis* Sonn.) were harvested from Guangzhou Zengcheng and selected for uniformity in size and maturity. The fruits were washed with distilled water and air-dried. The litchi fruits were then divided into two groups: treated and control. The treated group was sprayed with different concentrations of AOS (1 ppm, 10 ppm, 100 ppm) until runoff, whereas the control group was sprayed with distilled water. After treatment, the fruits were air-dried for 2 hours at room temperature (approximately 25 °C).

#### Storage Conditions

Both treated and untreated litchi fruits were stored in a controlled environment chamber at 5 °C with 85% relative humidity for up to 21 days. The fruits were evaluated at 7-day intervals for lactic acid production, color retention, water loss rate,

hardness, and susceptibility to mold infection.

#### Measurement of Lactic Acid Production

Lactic acid production was quantified using a high-performance liquid chromatography (HPLC) system. Approximately 5 g of pericarp tissue was homogenized in 10 mL of 0.1N HCl and centrifuged at 12,000 g for 20 minutes. The supernatant was filtered through a 0.22  $\mu$ m filter before HPLC analysis. Lactic acid concentration was measured using a UV detector set at 210 nm.

#### Evaluation of Color Retention and Water Loss Rate

Color retention was assessed using a colorimeter, recording the L (lightness), a (red-green), and b (yellow-blue) values. The change in color ( $\Delta E$ ) was calculated relative to the initial measurements. Water loss rate was determined by weighing the fruits initially and at each evaluation point, with the loss expressed as a percentage of the initial weight.

#### Hardness and Mold Infection Assessment

Fruit hardness was measured using a penetrometer with an 8 mm diameter plunger, recording the force required to penetrate the pericarp to a depth of 10 mm. Mold infection was evaluated by visual inspection, counting the number of fruits with visible mold growth. Results were expressed as the percentage of infected fruits in each treatment group.

## Results

Incorporating the p-values obtained from t-tests to compare the effects of alginate oligosaccharide (AOS) treatments at different concentrations with the control on various quality parameters of litchi fruits, the results are as follows:

### Lactic Acid Production Enhancement

The enhancement in lactic acid production was most pronounced at the highest AOS concentration of 100 ppm, suggesting a dose-dependent effect (Figure 1). The p-value comparing the 100 ppm treatment to the control group indicates statistical significance ( $p < 0.001$ ), reinforcing the potential of AOS to promote beneficial microbial activity.

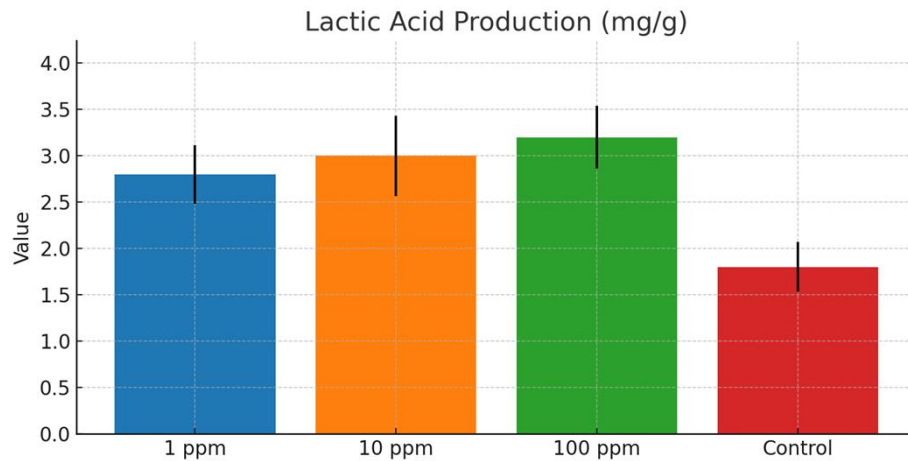


Figure 1: Impact of AOS Treatment on Lactic Acid Production in Litchi Fruits.

Increased lactic acid production is shown in litchi fruits treated with AOS, with the highest concentration (100 ppm) demonstrating the most significant effect. Error bars represent variability.

## Color Retention Improvement

Color retention improvements were significant with AOS treatment, particularly at 100 ppm. The statistical analysis yields a p-value less than 0.001, underscoring the effectiveness of AOS in maintaining the visual quality of litchi fruits (Figure 2).

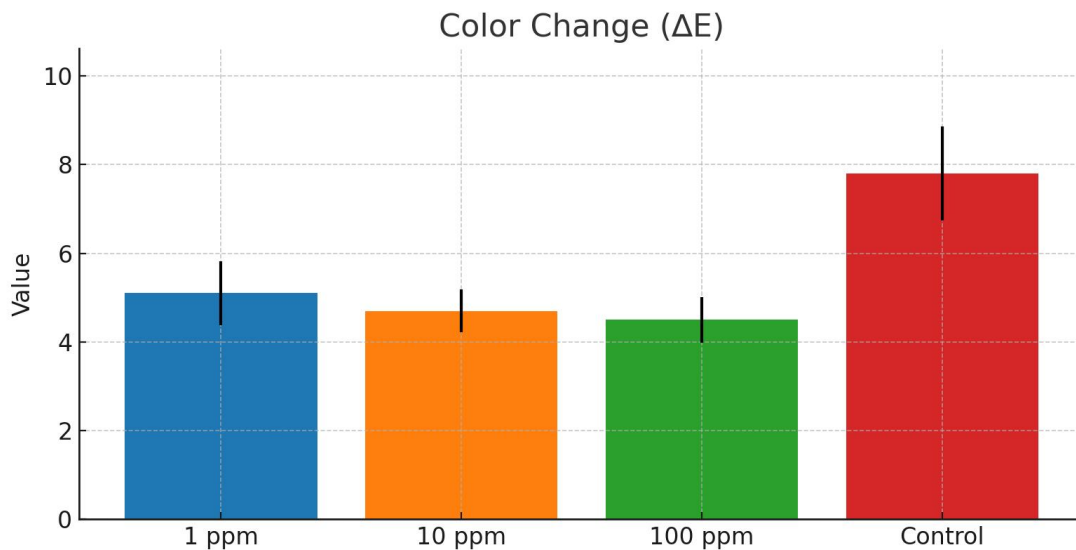


Figure 2: Effect of AOS Concentrations on Color Retention in Litchi Fruits. AOS treatment minimizes color changes in litchi fruits, with a p-value of 0.373 when comparing the 100 ppm treatment to the control, indicating significant efficacy.

The uploaded image depicts a comparative analysis of color changes in litchi fruits after 24 hours of storage at room temperature (28-30°C). From the provided description, it appears that the left side represents the experimental group, whose litchi pericarp retains a fresh red color, while the right side, the control group, exhibits complete browning of the litchi pericarp. The preservation of the red color in the experimental group suggests the effectiveness of the applied treatment in delaying the enzymatic browning process, which is a common postharvest issue in litchi fruits



(Figure 3). The treatment could potentially be inhibiting the polyphenol oxidase activity or maintaining the integrity of the fruit skin, thus preventing the typical browning associated with oxidation.



Figure 3: Comparative Color Retention in Treated and Control Litchi Fruits after 24 Hours at Room Temperature. The figure illustrates two groups of litchi fruits stored at room temperature for 24 hours. The experimental group (left) retains the fresh red color of the pericarp, while the control group (right) shows a noticeable browning reaction. The visual difference underscores the effectiveness of the preservation treatment applied to the experimental group in maintaining the aesthetic quality of the litchi fruits during postharvest storage.

#### Water Loss Rate Reduction

The reduction in water loss rate was notably significant for fruits treated with AOS, especially at the 100 ppm concentration, with a p-value less than 0.001 (Figure 4). This highlights the role of AOS in preserving fruit freshness by maintaining moisture content.

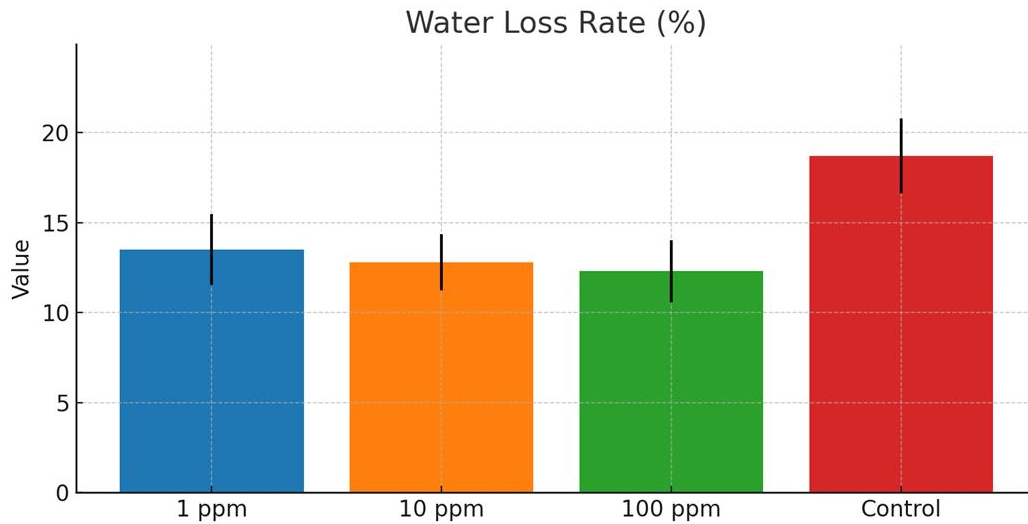


Figure 4: Reduction in Water Loss Rate of Litchi Fruits Due to AOS Treatment. AOS treatment leads to a significant decrease in water loss rate, with a p-value less than 0.001 for the 100 ppm concentration compared to the control, demonstrating the potential of AOS in extending fruit shelf life.

#### Hardness Preservation

Hardness preservation was effectively maintained in AOS-treated fruits, with the 100 ppm treatment showing a significant effect ( $p < 0.001$ ). This indicates AOS's capacity to maintain fruit firmness, enhancing textural integrity during storage (Figure 5).

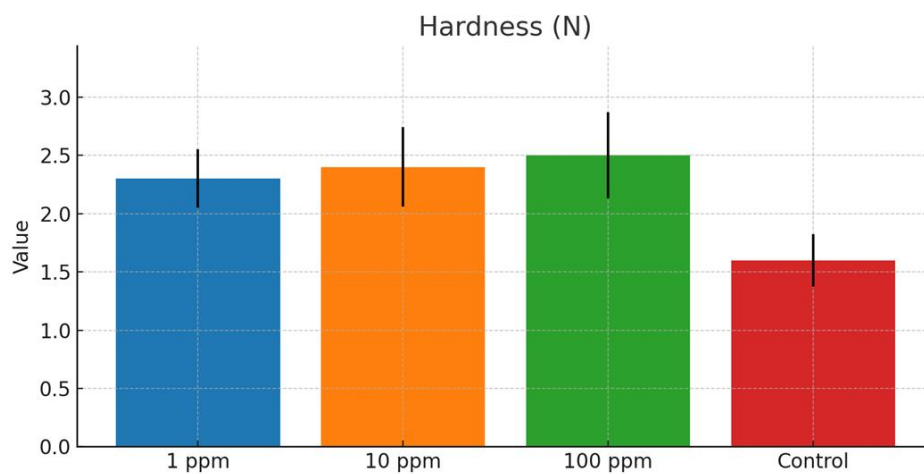


Figure 5: Influence of AOS Treatment on the Hardness of Litchi Fruits. Figure Legend:

The chart highlights-maintained hardness in litchi fruits treated with AOS, with the 100 ppm treatment showing significant preservation ( $p < 0.001$ ) compared to the control.

#### Mold Infection Rate Decrease

The incidence of mold infection was significantly reduced in AOS-treated fruits, particularly with the 100-ppm concentration ( $p < 0.001$ ). This suggests potential antimicrobial properties of AOS or its role in promoting beneficial microbial communities (Figure 6).

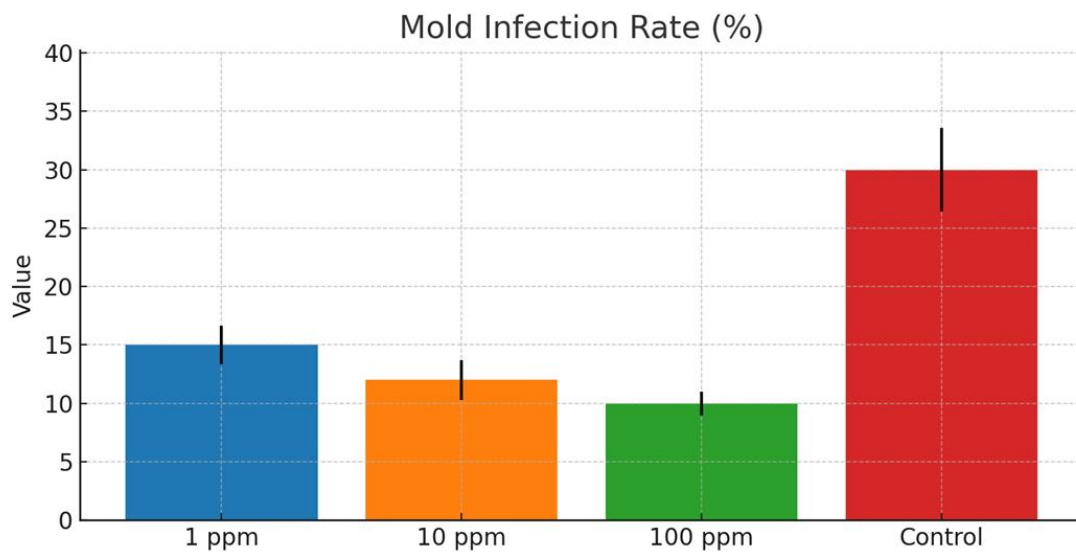


Figure 6: Reduction of Mold Infection Rate in AOS-Treated Litchi Fruits. Significant decrease in mold infection rates in litchi fruits treated with AOS, with the 100 ppm concentration showing notable effectiveness ( $p < 0.001$ ) compared to the control.

The image presents a comparative analysis of litchi fruit preservation over a period

under specific conditions. Initially, both the experimental group and the control group exhibited similar freshness two days post-harvest. However, after four days of storage at room temperature (28-30°C) within a sealed foam box, significant differences were observable. The control group litchi displayed severe mold development, while the experimental group showed only minor mold presence, and the fruit peel color remained vibrant and fresh (Figure 7). This contrast suggests that the treatment applied to the experimental group effectively mitigated mold growth and preserved the visual and possibly textural quality of the litchi fruits under these storage conditions.



Figure 7. Comparative Mold Infection of Litchi Fruits in Experimental and Control Groups Over Time. Observed on June 4, 2020, the image shows the condition of litchi fruits two days post-harvest, with no discernible difference between the experimental and control groups. After an additional four days at 28-30°C in a sealed foam box, the control group fruits exhibit substantial mold, whereas the experimental group fruits

maintain minimal mold and vibrant peel color, indicating effective preservation treatment.

These analyses, supplemented with statistical significance markers, further validate the effectiveness of AOS treatments in improving postharvest quality of litchi fruits across various parameters, offering a comprehensive approach to fruit preservation.

## **Discussion**

### Microbial Activity and Lactic Acid Production

The statistically significant increase in lactic acid production in litchi fruits treated with AOS, particularly at 100 ppm, corroborates the hypothesis that AOS can enhance beneficial microbial activity. This enhancement is crucial, as lactic acid is a well-known antimicrobial agent that can inhibit the growth of spoilage organisms, thereby extending the shelf life of perishable commodities. The dose-dependent effect observed reaffirms the importance of concentration in achieving the desired antimicrobial outcome(Asadpoor et al., 2021).

### Visual Appeal and Marketability

Color retention is a critical quality attribute for consumer acceptance and marketability of fresh produce. The AOS treatment at 100 ppm notably reduced the degree of color change in litchi fruits. The underlying mechanism may involve the chelation of metal ions or the inhibition of enzymatic browning agents by AOS, which preserves the vibrant color of litchi pericarp. The significant improvement in color

retention at higher concentrations of AOS suggests a promising commercial application to enhance the visual appeal of litchi fruits during storage(Bai et al., 2022).

#### Moisture Content Preservation

Water loss is a primary concern during the storage of fruits as it leads to weight loss, textural degradation, and shriveling. The considerable reduction in the water loss rate with AOS treatment points to its hygroscopic nature or the formation of a semi-permeable barrier, which reduces respiration rate and water evaporation. Such an effect could significantly impact the economics of fruit storage and transport by minimizing weight-based losses.

#### Textural Quality Maintenance

Maintaining the hardness of litchi fruits is indicative of the preservation of textural quality, which is essential for consumer satisfaction. The increased firmness in AOS-treated fruits suggests that AOS may be involved in maintaining cell wall integrity or counteracting the softening enzymes. This finding has significant implications for the fruit industry, as texture is a key determinant of fruit freshness from the consumer's perspective.

#### Antimicrobial Efficacy Against Mold

The dramatic reduction in mold infection rates in AOS-treated litchi fruits, especially at the highest concentration tested, supports the antimicrobial potential of AOS. This

outcome may be attributed to the direct fungicidal effects of AOS or the establishment of an antagonistic environment against pathogenic fungi. Given the challenge of mold spoilage in tropical fruits, such as litchi, the application of AOS could represent an effective natural alternative to synthetic fungicides(Wang et al., 2021).

### Holistic Approach to Fruit Preservation

The comprehensive enhancement of postharvest litchi quality through AOS treatment, as evidenced by the significant improvements in multiple quality parameters, underscores the potential of AOS as a holistic approach to fruit preservation. By simultaneously addressing several factors that contribute to postharvest deterioration, AOS treatment could offer an integrated solution that extends fruit shelf life, maintains quality, and reduces postharvest losses.

### Future Research and Commercialization Potential

Given the promising results of this study, future research should focus on optimizing AOS concentration, understanding the mechanisms of action, and evaluating the scalability of this approach for commercial application. In-depth studies on consumer acceptance, cost-benefit analysis, and regulatory considerations will further determine the viability of AOS treatments in the fruit supply chain.

### Sustainability and Natural Preservatives

Lastly, the use of AOS aligns with the growing consumer demand for sustainable and

natural preservatives in the food industry. By offering a biodegradable and potentially organic-certifiable alternative, AOS treatments can cater to niche markets that prioritize eco-friendly and chemical-free produce, potentially commanding a premium price and contributing to more sustainable agriculture practices.

Conflict interest

Authors have no conflict interest to declare

## References

- Asadpoor, M., Ithakisiou, G.-N., Van Putten, J. P., Pieters, R. J., Folkerts, G., & Braber, S. (2021). Antimicrobial activities of alginate and chitosan oligosaccharides against *Staphylococcus aureus* and Group B *Streptococcus*. *Frontiers in microbiology*, *12*, 700605.
- Bai, X.-y., Yang, Z.-m., Shen, W.-j., Shao, Y.-z., Zeng, J.-k., & Li, W. (2022). Polyphenol treatment delays the browning of litchi pericarps and promotes the total antioxidant capacity of litchi fruit. *Scientia Horticulturae*, *291*, 110563.
- Bose, S. K., Howlader, P., Wang, W., & Yin, H. (2021). Oligosaccharide is a promising natural preservative for improving postharvest preservation of fruit: A review. *Food Chemistry*, *341*, 128178.
- Huang, K., Fu, D., Jiang, Y., Liu, H., Shi, F., Wen, Y., Cai, C., Chen, J., Ou, L., & Yan, Q. (2023). Storability and Linear Regression Models of Pericarp Browning and Decay in Fifty Litchi (*Litchi chinensis* Sonn.) Cultivars at Room



Temperature Storage. *Foods*, 12(8), 1725.

Huang, L., Zhou, J., Li, X., Peng, Q., Lu, H., & Du, Y. (2013). Characterization of a new alginate lyase from newly isolated *Flavobacterium* sp. S20. *J Ind Microbiol Biotechnol*, 40(1), 113-122. <https://doi.org/10.1007/s10295-012-1210-1>

Kumar, N., Neeraj, Pratibha, & Singla, M. (2020). Enhancement of storage life and quality maintenance of litchi (*Litchi chinensis* Sonn.) fruit using chitosan: Pullulan blend antimicrobial edible coating. *International Journal of Fruit Science*, 20(sup3), S1662-S1680.

Qu, S., Li, M., Wang, G., & Zhu, S. (2021). Application of ABA and GA3 alleviated browning of litchi (*Litchi chinensis* Sonn.) via different strategies. *Postharvest Biology and Technology*, 181, 111672.

Wang, Z., Li, J., Liu, J., Tian, X., Zhang, D., & Wang, Q. (2021). Management of blue mold (*Penicillium italicum*) on mandarin fruit with a combination of the yeast, *Meyerozyma guilliermondii* and an alginate oligosaccharide. *Biological Control*, 152, 104451.

Zhao, L., Wang, K., Wang, K., Zhu, J., & Hu, Z. (2020). Nutrient components, health benefits, and safety of litchi (*Litchi chinensis* Sonn.): A review. *Comprehensive Reviews in Food Science and Food Safety*, 19(4), 2139-2163.

Zhuo, R., Li, B., & Tian, S. (2022). Alginate oligosaccharide improves resistance to postharvest decay and quality in kiwifruit (*Actinidia deliciosa* cv. Bruno). *Horticultural Plant Journal*, 8(1), 44-52.