

Study of identified particle production as a function of transverse event activity classifier, S_T in p–p collisions

Rahul Verma,^{*} Vishu Saini,[†] Basanta Nandi,[‡] and Sadhana Dash[§]

¹*Department of Physics*

*Indian Institute of Technology Bombay,
Mumbai 400076, India*

A new observable, S_T , is introduced in terms of the sum of the transverse momentum of charged particles ($\sum_i p_{T_i}$) produced in proton proton (p–p) collisions at LHC energies to probe the underlying events (UE). The UE are defined as those aspects of proton-proton collisions that are not attributed to the primary hard scattering process, but rather to the accompanying interactions of the rest of the proton. The conventional approach of studying underlying events is usually carried out by defining topological regions with respect to the leading particle in an event. The transverse region is generally sensitive to UE and various classifiers have been used to discriminate the extent of UE activity regions. The production of identified particles like π^\pm , K^\pm , p, K_S^0 , and Λ^0 are studied in different ranges of transverse activity classifier in p–p collisions at $\sqrt{s} = 13$ TeV using pQCD inspired PYTHIA 8 event generator. A comparative analysis of the identified particle spectra, mean multiplicity and mean transverse momentum has been carried out with respect to S_T and the performance of this new observable is gauged by comparing the results with previously defined R_T observable.

I. INTRODUCTION

Recently, several effects typical of heavy-ion phenomenology have been observed in high-multiplicity proton-proton (p–p) collisions and p–Pb collisions. The strangeness enhancement [1], collectivity [2, 3] and anisotropic flows [4] etc. which were well accepted signatures of creation of a hot and dense state composed of deconfined partons, called the Quark Gluon Plasma, have been reported in heavy-ion collisions. However, these signatures have also been reported in small systems like p–p and p–Pb [5–8]. This has intrigued the heavy-ion community to understand the underlying dynamics in small collision systems. In order to understand the origin of such effects in small collision systems where the effects of hot and dense medium is not expected to manifest, it becomes imperative to study and comprehend the production of identified particles as a function of the underlying event activity [9, 10] ob-

servables. The “underlying event” can be defined as those aspects of proton-proton collision that are not attributed to the hard scattering process, but rather to the accompanying interactions of the rest of the proton [9, 11]. Underlying event is an essential element of the hadron-hadron interaction environment. Its contributions to the final state of a given hadron-hadron collision are vast and thus to perform precise standard model measurements (and also search for physics beyond the standard model at hadron colliders like LHC), it is necessary to have a good understanding of these events. However, such events have contributions from both hard (perturbative QCD) and soft (non-perturbative QCD) processes. Therefore, one resorts to various phenomenological models (usually implemented in Monte Carlo event generators), to constrain parameters tuned to relevant experimental data. Various UE-sensitive variables have been proposed [9, 10, 12] to disentangle hard process-dominated events from soft ones. Moreover, UE activity of an event is also found to be related to geometry of energy momentum flow in the event [9, 11]. The conventional way to disentangle particle production associated with soft and hard processes is usually carried out by defining three kine-

^{*} rahul.verma@iitb.ac.in

[†] vishusaini220301@gmail.com

[‡] basanta@iitb.ac.in

[§] sadhana@phy.iitb.ac.in

matic regions depending on the angular distance with respect to the leading charged particle. These regions have different sensitivities to UE activity. Various event shape variables like transverse sphericity, thrust, sphericity etc. also provide an alternative way to classify events as jetty (dominated by hard processes) and isotropic (dominated by soft processes) events. A transverse activity classifier, R_T [10] was also proposed to quantify UE activity of an event.

In this work, a new transverse activity classifier, S_T is introduced and the production of identified particles like π^\pm , K^\pm , p , K_S^0 , and Λ^0 as a function of the proposed UE activity classifier has been investigated in p-p collisions at $\sqrt{s} = 13$ TeV. One of the primary aims of the present study is to explore the p_T spectra, multiplicity distribution and strangeness and baryon production in regions of varying UE activity quantified by S_T . The study has been performed by dividing the kinematic region into **toward**, **away**, and **transverse** regions where the **transverse** region is most sensitive to UE activity. The particle production has been studied as a function of transverse activity classifiers like R_T and S_T in order to compare their performances.

II. UNDERLYING EVENT OBSERVABLE

It is nearly impossible to uniquely separate the underlying event activity from the hard scattering process on an event-by-event basis in experimental studies. However, UE activity is intimately related to the topology of an event. For example, a typical hard scattering event is characterized by a burst, of hadrons travelling approximately in the same direction as that of initial beam particles or as a collection of hadrons (called *jets*) with large momentum in transverse direction, that are approximately back to back in azimuthal angle, ϕ . As two high p_T jets are back to back in azimuthal angle, ϕ , one can use the topology of collision event to study the UE. This is carried out on an event-by-event basis, by selecting a leading object in the event which is generally the charged particle hav-

ing the highest transverse momentum in the event, the p_T^{lead} . The axis of direction of the p_T^{lead} in the event is used to define regions in the $\eta - \phi$ plane which have different sensitivities to the UE. The axis of direction of p_T^{lead} particle is well-defined for all events. It is also correlated with the axis of hard scattering in high p_T events [9]. The azimuthal angle difference between the p_T^{lead} and other associated particles, $|\Delta\phi| = |\phi - \phi_{lead}|$, is used to define the following three kinematic regions as shown in Table 1 and Figure 1)

Azimuthal angle difference	Region
$ \Delta\phi < 60^\circ$	Toward region
$60^\circ < \Delta\phi < 120^\circ$	Transverse region
$ \Delta\phi > 120^\circ$	Away region

TABLE I. The three topological regions.

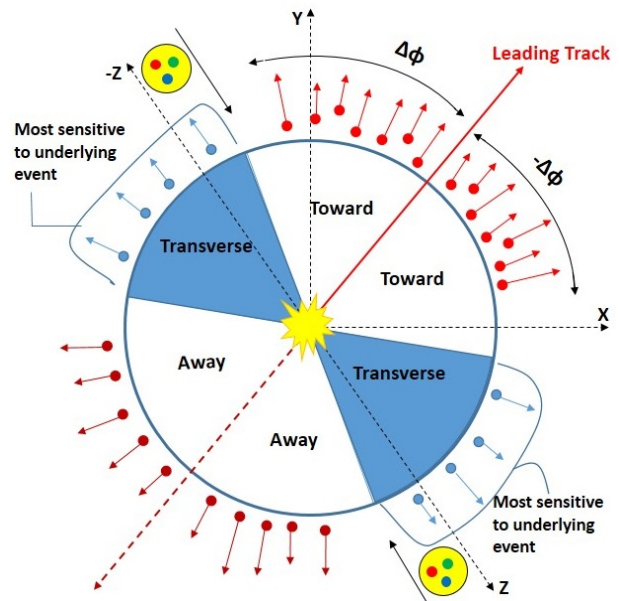


FIG. 1. The three topological regions

Out of these three regions, the **transverse** region is most sensitive to UE activity as it is perpendicular to the axis of hardest scattering and thus has the lowest level of activity from hard scattering. The particle production associated with hard and soft processes is explored by investigating the particles produced in **toward**, **away** and **transverse** regions. The $\Delta\phi$ distribution for the three regions is shown in Figure 2.

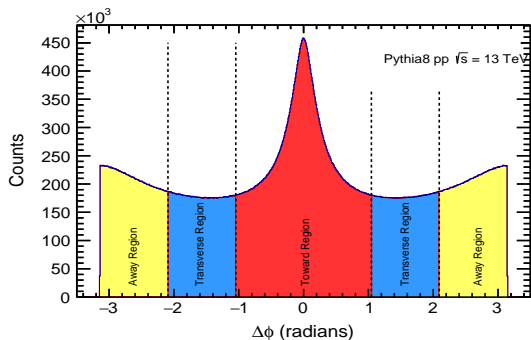


FIG. 2. The $\Delta\phi$ distribution of charged particles with respect to the leading particle in the three topological regions.

II.1. Transverse activity classifiers

The UE activity of an event is directly proportional to the activity in the transverse region of that event as this region is most sensitive of the three regions to UE activities. One can use UE-sensitive variables like the charged-particle multiplicity, N^{ch} , and the scalar sum of p_T of considered particles, $\sum_i p_{T_i}$ to construct transverse activity (or UE activity) classifier. One such classifier, called the relative transverse activity classifier, R_T was proposed [10, 13], to quantify UE activity. R_T of an event is defined as:

$$R_T = \frac{N_T^{ch}}{\langle N_T^{ch} \rangle} \quad (1)$$

where N_T^{ch} is the number of charged particles in the transverse region of an event and $\langle N_T^{ch} \rangle$ refers to the mean charged particle multiplicity. If UE activity in a particular event is high leading to the production of large number of particles in the transverse region, the corresponding R_T of that event will be higher. Similarly, if the UE activity of an event is low, a lesser number of particles are produced in the transverse region and thus R_T of the considered event will be low. One can observe that the choice of construction of such a variable classifies the events around $R_T = 1$ with “higher-than-average” UE from the “lower-than-average” UE. In similar lines, it is interesting and worth trying to explore the scalar sum of p_T , $\sum_i p_{T_i}$, of

charged particles in transverse region to quantify UE activity of an event. The proposed classifier is denoted as S_T and is defined as :

$$S_T = \frac{\sum_i p_{T_i}^T}{\langle \sum_i p_{T_i} \rangle} \quad (2)$$

where $\sum p_T^T$ is the $\sum_i p_{T_i}$ of charged particles in the transverse region of an event and $\langle \sum_i p_{T_i} \rangle$ is the mean of $\sum p_T$. As observed for R_T , $S_T = 1$ also divides the events with “higher-than-average” UE activity from the “lower-than-average” UE activity. One of the primary goals of this study is to investigate the performance of this novel classifier S_T to probe UE activity of events as compared to the R_T classifier.

It was observed previously that above a certain lower threshold of p_T^{lead} ($p_T^{lead} > 5$ GeV/c), a plateau region in the transverse region was reached [9]. This plateau region signifies that the mean values of UE quantities (like mean charged-particle multiplicity density, $d\langle N_{ch} \rangle/d\eta$, and the $\sum_i p_{T_i}$) calculated over a fully inclusive set of particles show little dependence on the p_T^{lead} i.e the soft processes that contribute to UE are independent of p_T^{lead} . The slow rise of UE plateau in the transverse regions is possibly due to the additional contributions from wide-angle radiation associated with the hard scattering. In the present study, the particles that lie in the plateau region (5 GeV/c $< p_T^{lead} < 40$ GeV/c) are considered to ensure that the UE observables in the transverse region remain nearly independent of the p_T of the leading particle.

III. ANALYSIS METHOD

Pythia 8.308 [14, 15], a general-purpose Monte Carlo (MC) event generator that can simulate initial and final-state parton showers, multipartonic interactions, hadronization, and particle decays has been used to generate p-p collisions at $\sqrt{s}=13$ TeV. In Pythia, multi-partonic interactions (MPI) allow the generation of a large number of final state string objects over limited transverse space. It has been observed that inclusion of MPI is necessary for a correct description of UE in event genera-

tors like PYTHIA or Herwig [16]. From an experimental point of view, as UE consists of all activity that accompanies the primary hard scattering, it essentially consists of MPI and interactions between constituents of beam remnants. This is implemented in the Lund string model [17, 18]. However, this traditional model is expected to be modified in high parton density environments due to the inter-string interactions. Rope Hadronization (RH) is a model that extends the Lund string model to describe environments with many overlapping strings, such as in heavy ion collisions or high multiplicity p–p collisions. The idea is to let the strings overlap and act coherently forming a rope which hadronizes with a larger, effective string tension [19, 20]. This model is tested and observed to improve strange to non-strange ratios and the near-side long range correlations observed in high multiplicity p–p collisions [21, 22]. One essential ingredient used in the hadronization models is Color-Reconnection (CR). It is the mechanism that describes the formation of hadronizing strings between the outgoing partons. The implementation of this mechanism is based on the minimization of the total string potential energy by connecting different final state partons such that the total string length remains as short as possible [23, 24]. In Pythia 8, the QCD-based color reconnection scheme and rope hadronization has been shown to explain the enhancement of baryons [25]. It also explained the similarities in the multiplicity evolution of the p_T spectra among different colliding systems (p–p, p–Pb, and Pb–Pb). The present study includes the effect of color reconnection as well as rope hadronization to explore the strange particle and baryon production in varying topological regions of UE activity. The study also aims to compare the sensitivity of R_T and S_T . The kinematic cuts $p_T \geq 0.15$ GeV/c and $|\eta| \leq 0.8$ are applied to the particles to approximate experimental sensitivity.

IV. RESULTS AND DISCUSSIONS

IV.1. R_T and S_T distributions

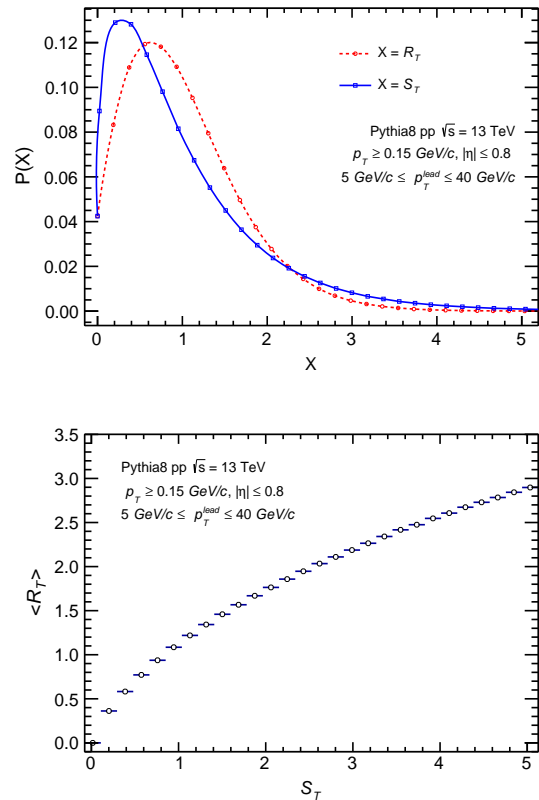


FIG. 3. (Upper Panel) The S_T and R_T distribution for events with $p_T^{lead} \geq 5$ GeV/c in p–p collisions at $\sqrt{s} = 13$ TeV. (Lower panel) The variation of $\langle R_T \rangle$ with S_T .

Figure 3 shows the S_T and R_T distributions obtained using charged particles in p–p collisions at $\sqrt{s} = 13$ TeV. One can observe that higher S_T (or R_T) events (i.e. high UE activity) are rarer than low UE activity events. In the bottom panel, where the variation of $\langle R_T \rangle$ is shown as a function of S_T , one notes that it deviates from linearity at values of S_T greater than 1.5. Nevertheless, large values of S_T corresponds to large values of $\langle R_T \rangle$ showing a positive correlation between the two observables.

Figure 4 shows the mean transverse momentum ($\langle p_T \rangle$) of the charged particles as a function of

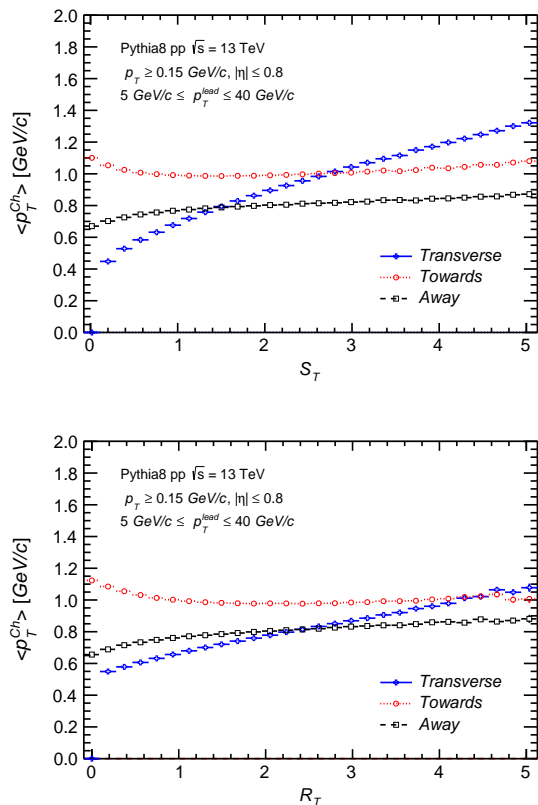


FIG. 4. The variation of $\langle p_T \rangle$ of charged particles with respect to S_T (upper panel) and R_T (lower panel) for events with $p_T^{lead} \geq 5$ GeV/c in p-p collisions at $\sqrt{s} = 13$ TeV for the three topological regions.

S_T (and R_T) in the three topological regions. In the toward region, $\langle p_T \rangle$ of the charged particles is largest for low R_T and S_T regime due to dominance of jets fragmenting into numerous particles in this region. It slowly decreases and saturates for S_T (and R_T) values > 1.5 . In the away side region which is dominated by away-side jet, the $\langle p_T \rangle$ slightly increases with R_T and S_T . However, in the transverse region, $\langle p_T \rangle$ values are lower than toward and away regions for lower ranges of S_T and R_T . It increases with R_T and S_T and the increase can be attributed to dominance of UE activity. The increase is steeper in case of S_T and can be seen as a consequence of the auto-correlation effect arising due the structure of the observable. Therefore, it is worth observing the variation of mean charged particle multiplicity ($\langle N_{ch} \rangle$) as a function of S_T . Figure 5 shows the

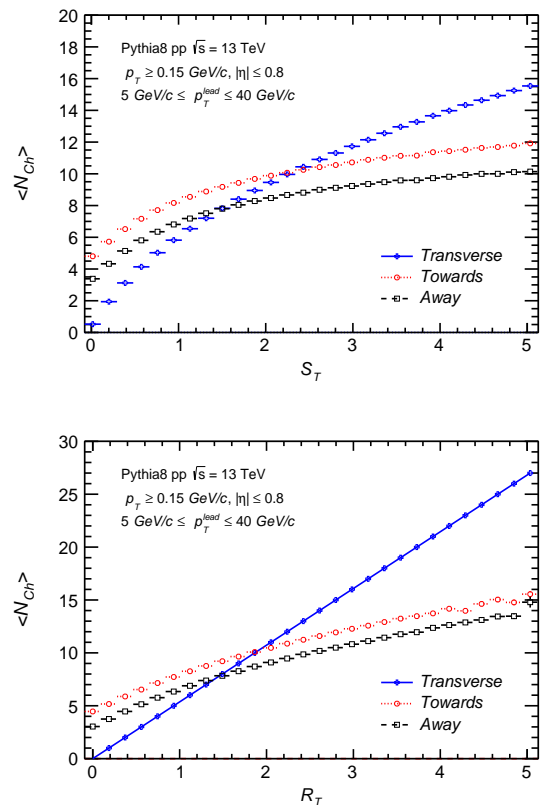


FIG. 5. The variation of $\langle N_{ch} \rangle$ with S_T (upper panel) and R_T (lower panel) for events with $p_T^{lead} \geq 5$ GeV/c in p-p collisions at $\sqrt{s} = 13$ TeV for the three topological regions.

evolution of $\langle N_{ch} \rangle$ as a function of S_T (and R_T) in the three topological regions. Here, one clearly observes the $\langle N_{ch} \rangle$ in toward region is consistently higher than away region for the considered range of S_T (and R_T). However, in the transverse region, for lower values of S_T (and R_T) there is a crossing over with the towards and away region. There is a strong rise in $\langle N_{ch} \rangle$ in the transverse region for values of $S_T > 1.5$ which signals towards an increase in transverse activity emanating primarily from underlying events. A similar trend is also seen for R_T where the increase is stronger than S_T and can be attributed to the autocorrelation effect. The study was also performed for different identified particles to see the evolution of their multiplicity with S_T (and R_T). Figures 6 and 7 show the variation of mean multiplicity of pions, kaons and protons as a function of S_T

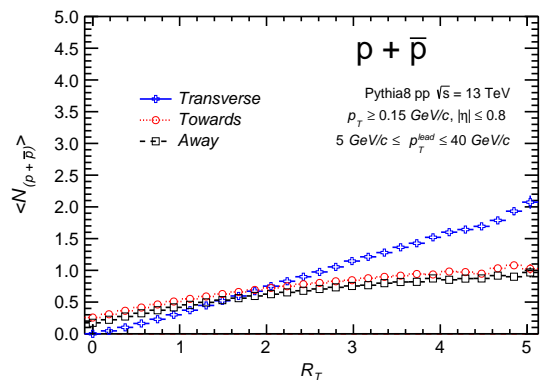
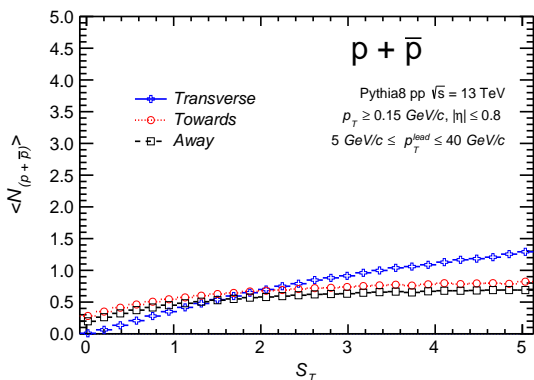
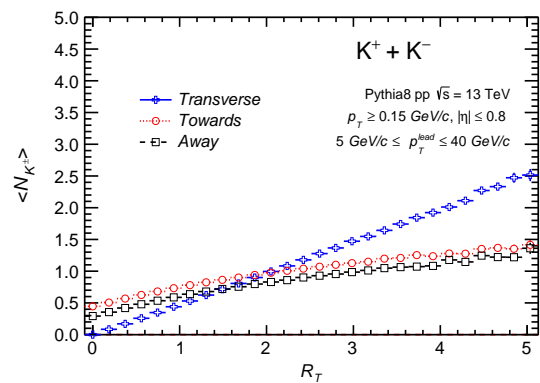
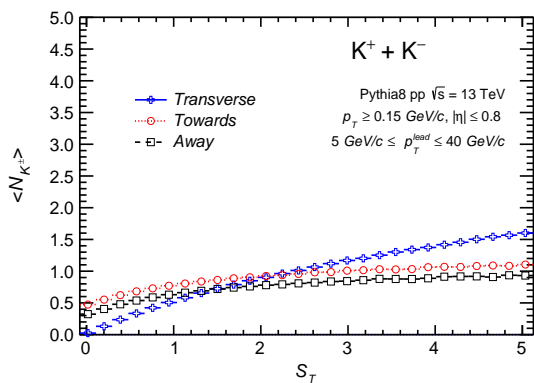
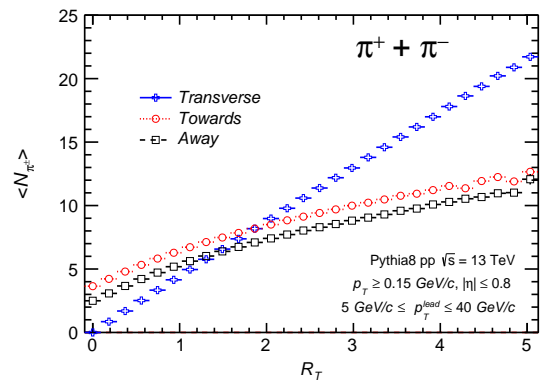
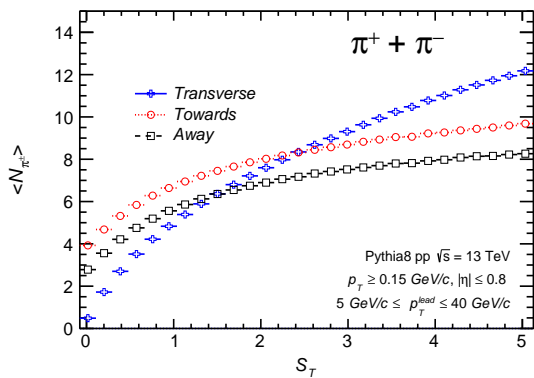


FIG. 6. The variation of mean multiplicity of pions(upper panel), kaons(middle panel) and protons(bottom panel) with S_T in p-p collisions at $\sqrt{s} = 13$ TeV for the three topological regions.

FIG. 7. The variation of mean multiplicity of pions(upper panel), kaons(middle panel) and protons(bottom panel) with R_T in p-p collisions at $\sqrt{s} = 13$ TeV for the three topological regions.

and R_T , respectively. The sensitivities for different topological regions is also shown. The trend is similar to that observed for charged multiplicity case. However, neutral V_0 particles like K_S^0 and Λ^0 , do not exhibit autocorrelation effects as both S_T and R_T are defined in terms of charged particles. One can observe that values for toward region

remain consistently higher than the other regions up to S_T and $R_T \sim 2.0$ indicating the dominance of V_0 production by fragmenting jets. The gradual increase for transverse region with increase in S_T values indicates that hadronisation mechanism which is sensitive to the non-perturbative effects affects the strangeness and baryon content of the

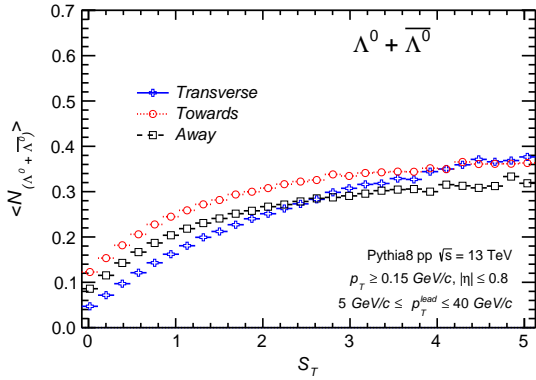
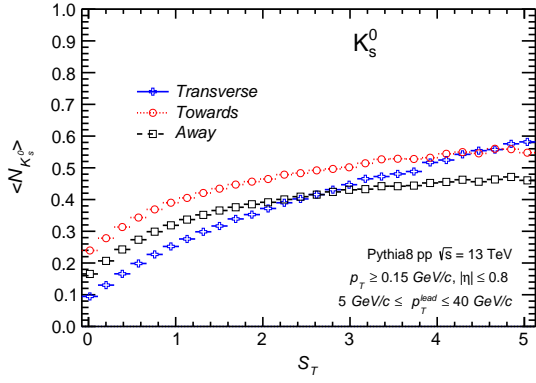


FIG. 8. The variation of mean number of K_S^0 (upper panel) and Λ^0 (lower panel) with S_T in p-p collisions at $\sqrt{s} = 13$ TeV for the three topological regions.

final state.

IV.2. Transverse momentum distributions

The evolution of the p_T distributions of identified particles in different regions of transverse activity quantified by R_T and S_T can provide additional information about the particle production mechanism. Figures 10, 11, 12, 13, 14 and 15 show the p_T spectra of charged pions, kaons and protons in different classes of S_T and R_T . The same is shown for K_S^0 and Λ^0 in Figure 16, 17, 18 and 19. The p_T spectra obtained in **transverse**, **towards** and **away** regions are shown in the top, middle and bottom panels, respectively. The corresponding ratios to the S_T (and R_T) integrated spectra is shown in the bottom section of each figure. It can be observed that for all particle species,

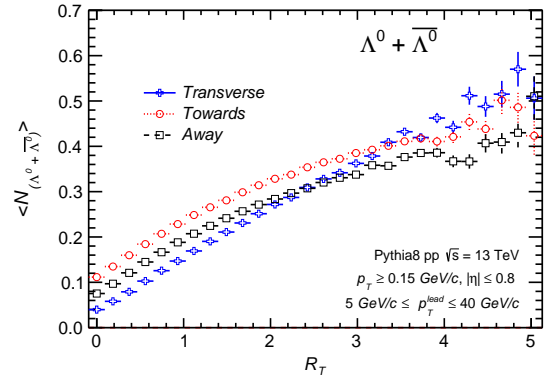
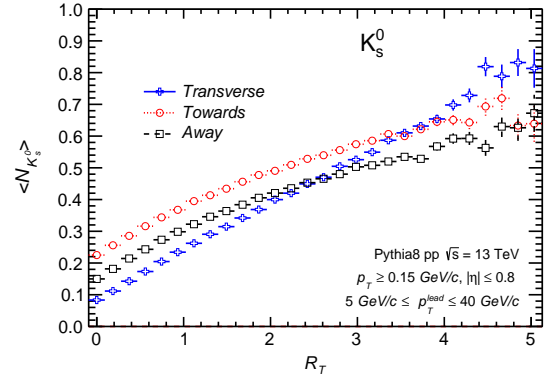


FIG. 9. The variation of mean number of K_S^0 (upper panel) and Λ^0 (lower panel) with R_T in p-p collisions at $\sqrt{s} = 13$ TeV for the three topological regions.

spectral shapes harden with increasing UE activity i.e. with increasing values of S_T and R_T in the transverse region and is reminiscent of radial flow effects. However, in the toward and away region, the differentiation of these classes is not pronounced and the spectra is harder for low values of S_T and R_T for toward as well as away region. This is observed for all the identified particle species studied and can also be seen from ratio to $S_T \geq 0$ (and $R_T \geq 0$) integrated spectrum in lower panels of the figures. Additionally, it can be observed that the p_T spectra in the transverse region is more strongly differentiated by S_T classes than R_T classes for charged particles. This effect seems to be a manifestation of the construction of the observable as this differentiation vanished for neutral particles.

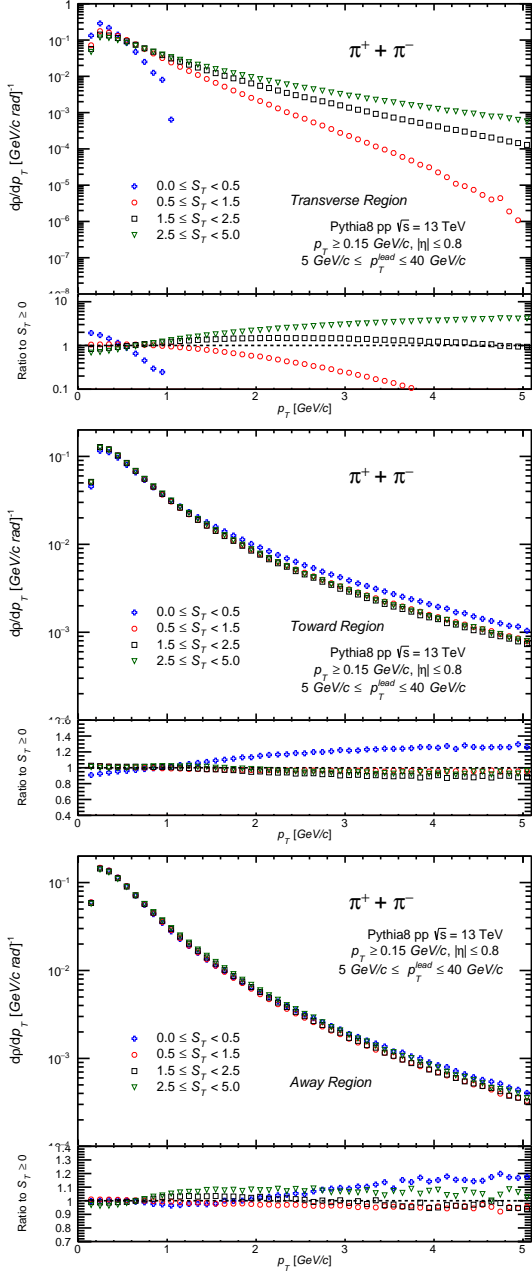


FIG. 10. The p_T spectra of charged pions in transverse, toward and away regions for different S_T classes in p–p collisions at $\sqrt{s} = 13$ TeV.

IV.3. Mean p_T

The evolution of the $\langle p_T \rangle$ of pions, kaons, protons, K_S^0 and Λ^0 were studied as a function of S_T (and R_T) for the three topological regions. Figures 20, 21, 22, 23, and 24 show the variation of $\langle p_T \rangle$ with respect to S_T and R_T . One

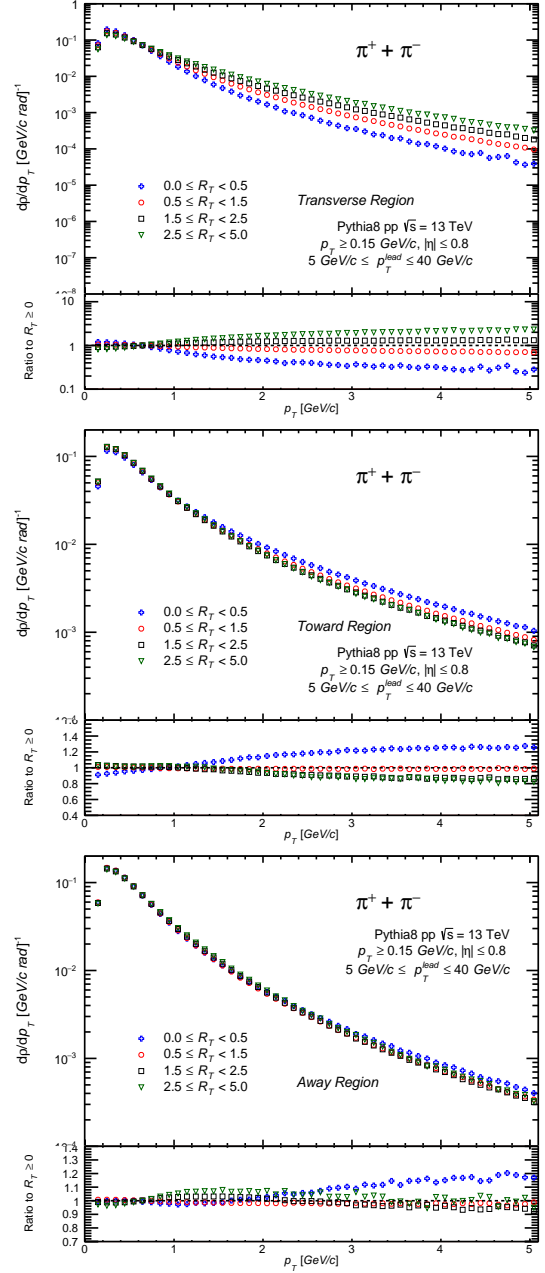


FIG. 11. The p_T spectra of charged pions in transverse, toward and away regions for different R_T classes in p–p collisions at $\sqrt{s} = 13$ TeV.

can observe that $\langle p_T \rangle$ of the toward region is consistently higher for all the identified particles for lower ranges of S_T and R_T . The values for away region is also higher than transverse region for lower ranges. This is expected as these regions are dominated by particle production via jet fragmentation and hence carry the highest p_T . How-

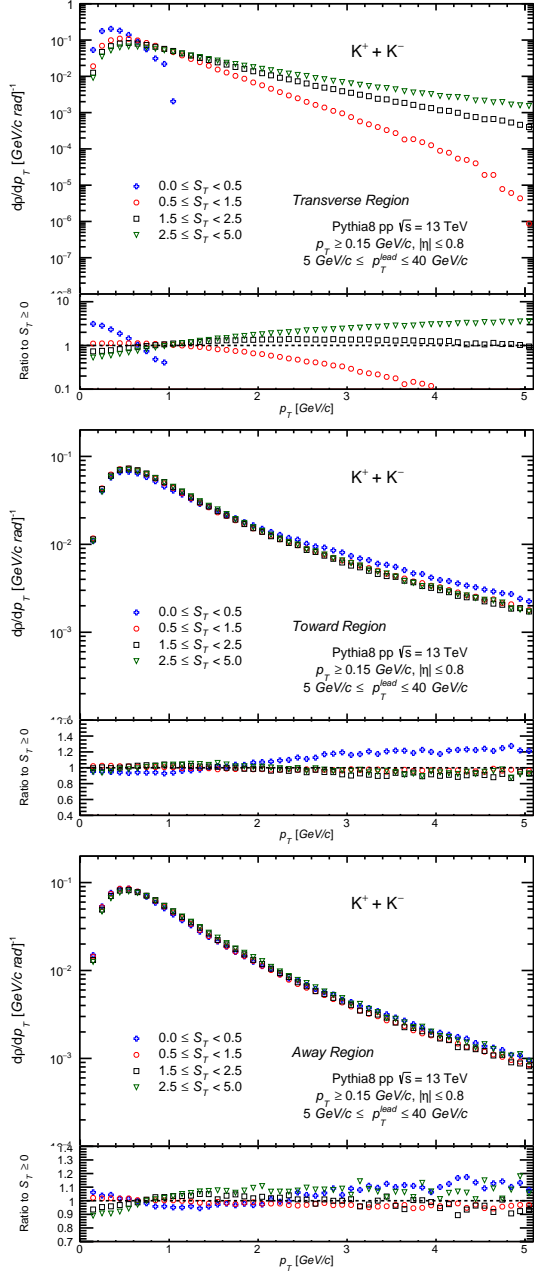


FIG. 12. The p_T spectra of charged kaons in transverse, toward and away regions for different S_T classes in p–p collisions at $\sqrt{s} = 13$ TeV.

ever, the trend observed for pions is different than other identified particles. The $\langle p_T \rangle$ of pions are considerably higher for lower ranges showing a slight decrease with S_T (and R_T) and remains more or less uniform throughout. The values for other particles show a consistent increasing trend with S_T (and R_T). The values of $\langle p_T \rangle$ of identi-

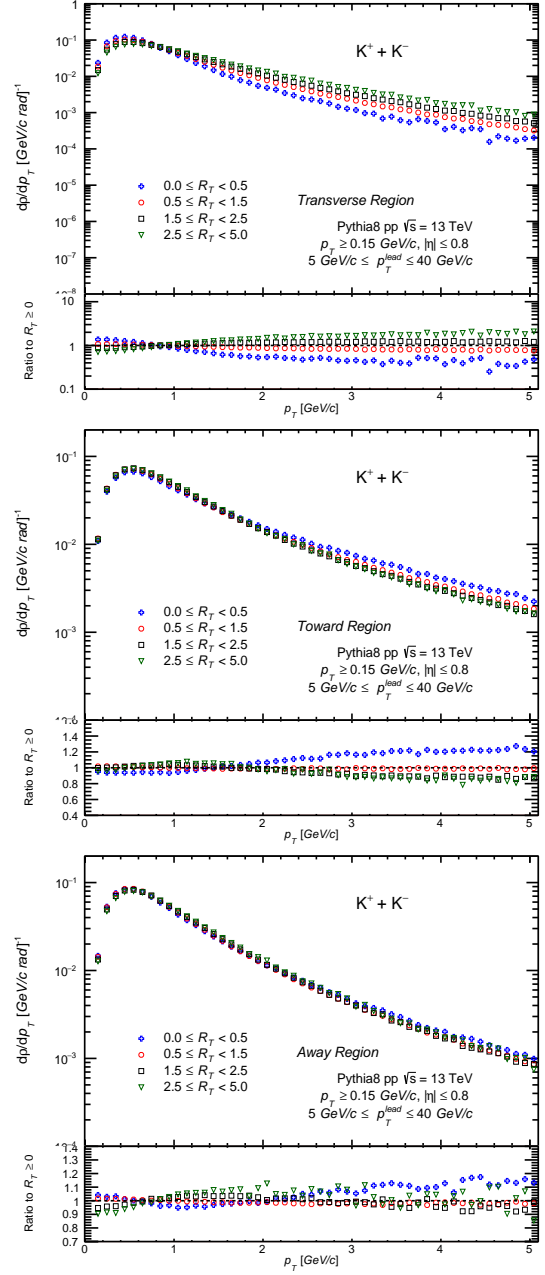


FIG. 13. The p_T spectra of charged kaons in transverse, toward and away regions for different R_T classes in p–p collisions at $\sqrt{s} = 13$ TeV.

fied charged particles are highest in the transverse region for higher ranges of S_T and R_T where the transverse activity due to underlying events dominates. For charged particles, there is a smooth crossing over of the $\langle p_T \rangle$ in transverse region with the one of away and toward region for $S_T \sim 1.5$ and $R_T \sim 1.5$. The same is not observed for the

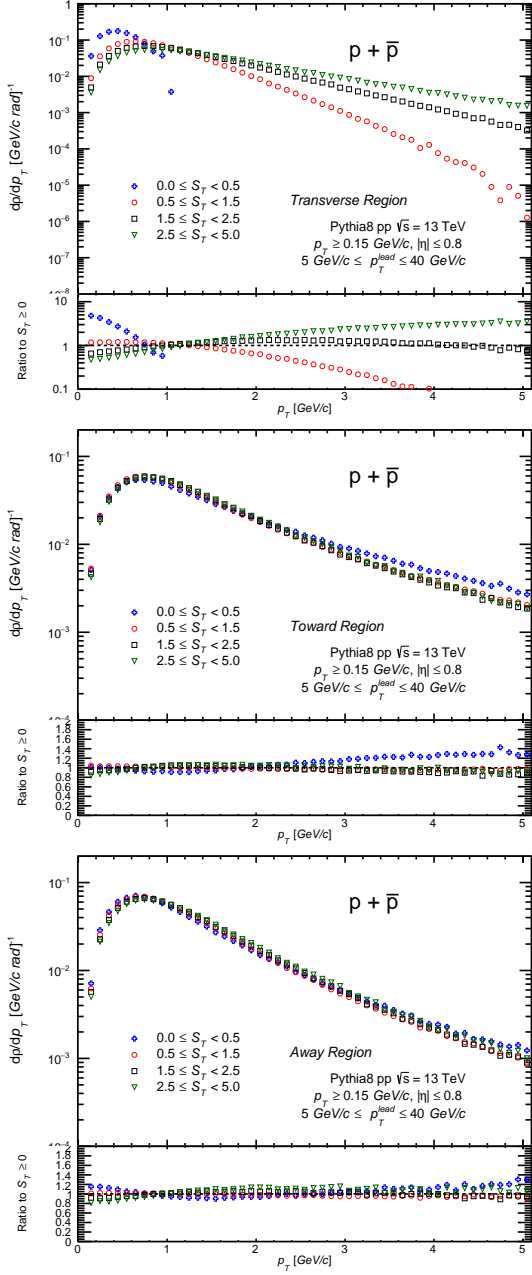


FIG. 14. The p_T spectra of protons in transverse, toward and away regions for different S_T classes in p - p collisions at $\sqrt{s} = 13$ TeV.

neutral particles for which the contribution from toward region dominates throughout. The crossing point for the V_0 particles with away region is seen at $S_T, R_T \sim 2.5$ but with towards region happen at larger values. This indicates that the contribution to $\langle p_T \rangle$ is essentially driven by jet fragmentation for neutral particles while the charged

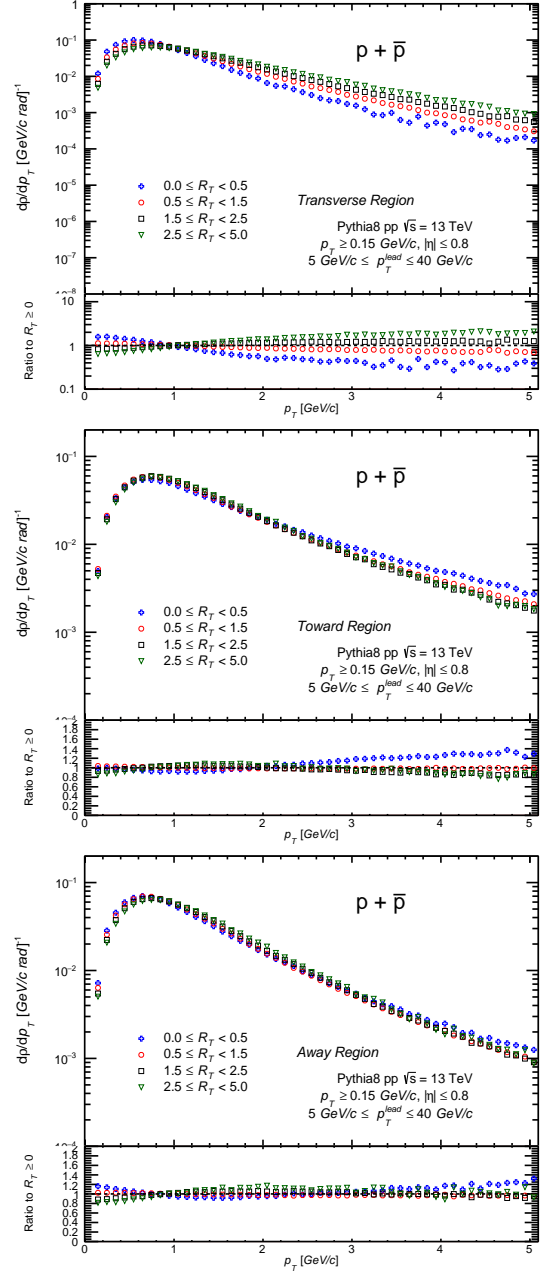


FIG. 15. The p_T spectra of protons in transverse, toward and away regions for different R_T classes in p - p collisions at $\sqrt{s} = 13$ TeV.

particles are affected by underlying events.

V. SUMMARY

The production of various species of particles $\pi^\pm, K^\pm, p + \bar{p}, K_S^0,$ and Λ^0 in p - p collisions at

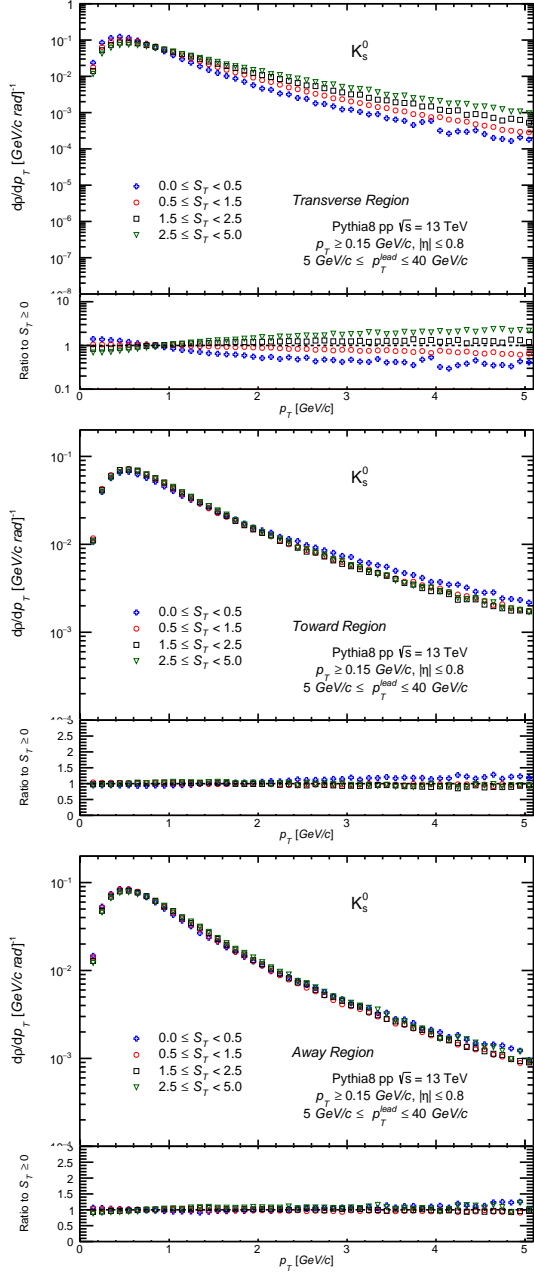


FIG. 16. The transverse momentum spectra of K_S^0 particles in transverse, toward and away regions for different S_T classes in p–p collisions at $\sqrt{s} = 13$ TeV.

$\sqrt{s} = 13$ TeV is studied as a function of transverse activity classifier, S_T , in the three topological regions using pQCD inspired PYTHIA 8 event generator. The classifier S_T was introduced for the first time to investigate its performance with respect to the previously defined R_T . The transverse activity classifiers R_T and S_T are used to investi-

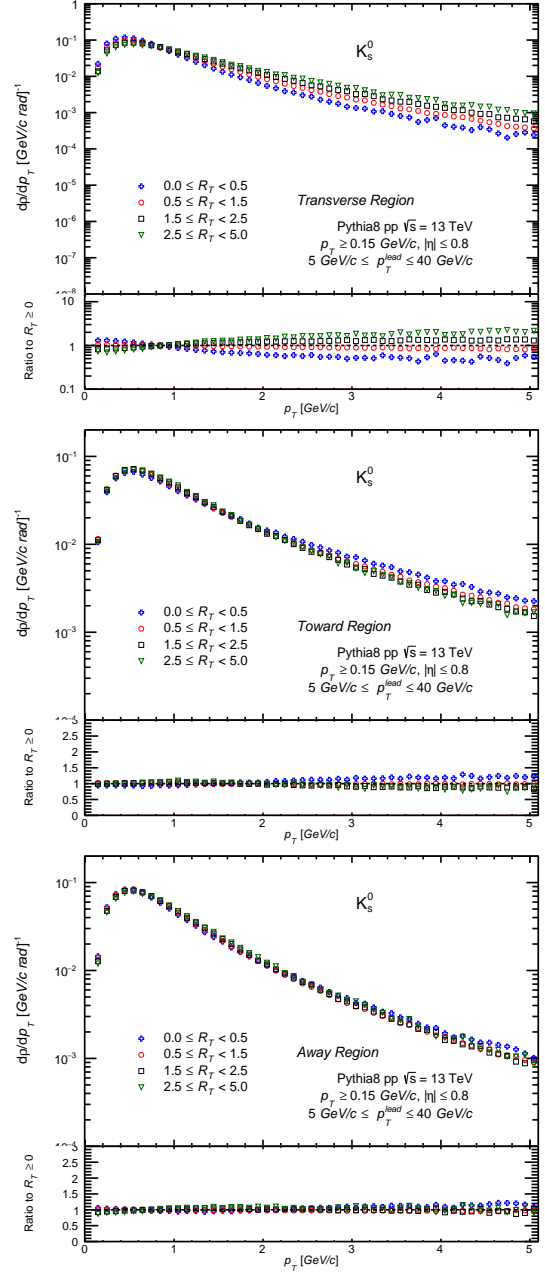


FIG. 17. The transverse momentum spectra of K_S^0 particles in transverse, toward and away regions for different R_T classes in p–p collisions at $\sqrt{s} = 13$ TeV.

gate differentially in the three topological regions where the particle production mechanisms are expected to have contributions emanating from soft processes (**Transverse** region) and hard processes (**Toward** and **Away** regions). The evolution of mean multiplicity and mean transverse momentum for identified particles were studied as a function of

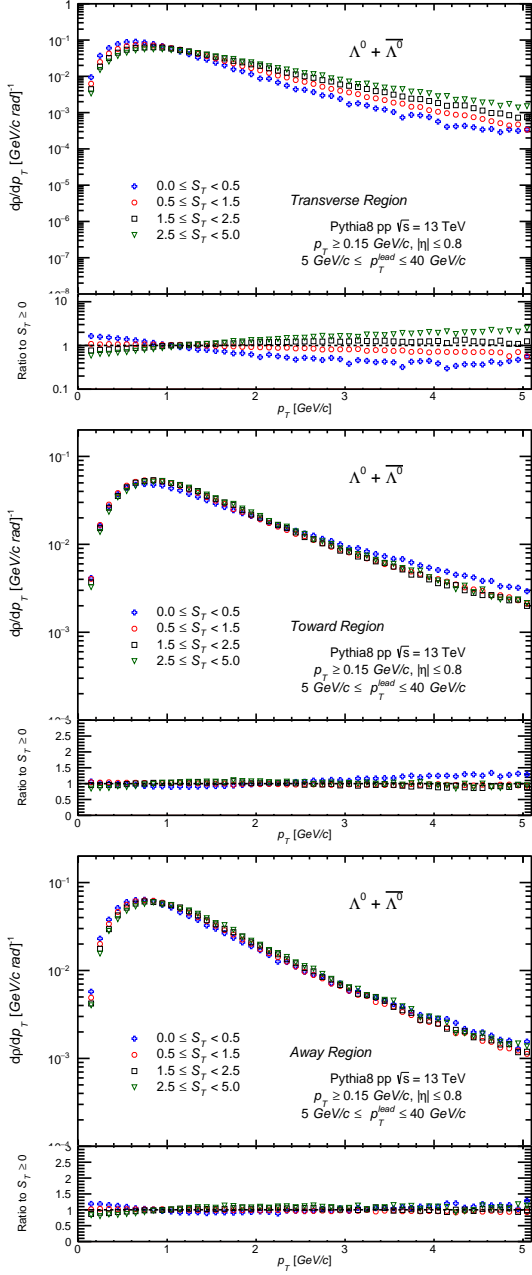


FIG. 18. The transverse momentum spectra of Λ^0 in transverse, toward and away regions for different S_T classes in p-p collisions at $\sqrt{s} = 13$ TeV.

S_T . It was observed that the particle production in the transverse region is dominated by underlying events for higher ranges of S_T . However, for the production of V_0 particles, there was an observed dominance from hard processes. The p_T spectra of the considered particle species were observed to be sensitive to UE activity. Moreover, it

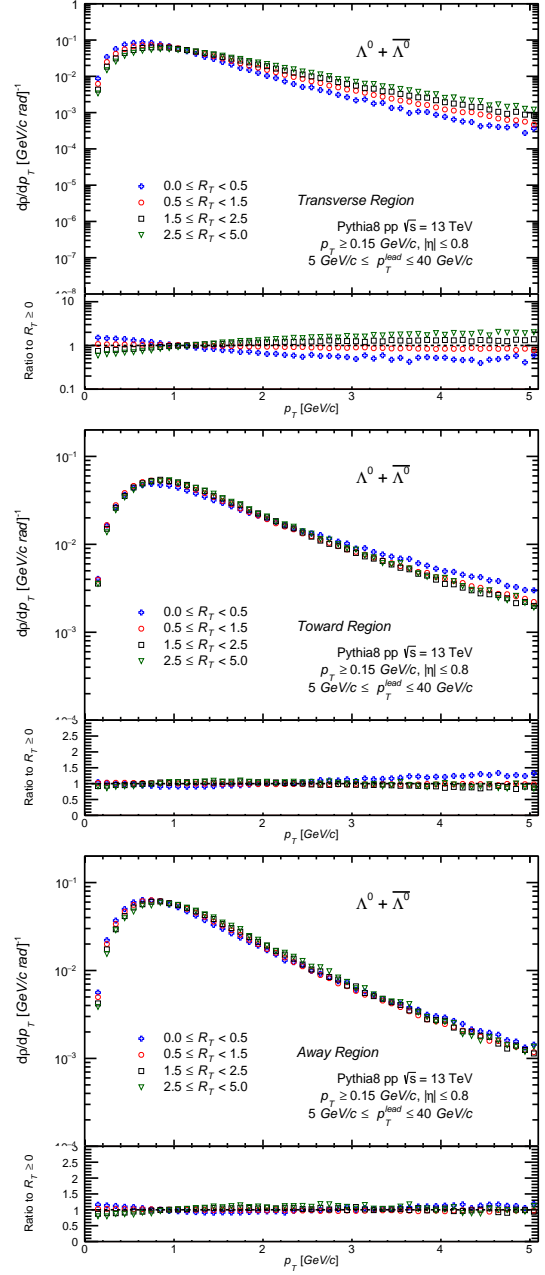


FIG. 19. The transverse momentum spectra of Λ^0 in transverse, toward and away regions for different R_T classes in p-p collisions at $\sqrt{s} = 13$ TeV.

was observed that p_T spectra of identified charged particles were strongly differentiated by S_T classes than R_T classes. Therefore, it can be observed that by measuring the production of particles as a function of these transverse activity classifiers, one can study various aspects of underlying events. The results presented in this work are expected to

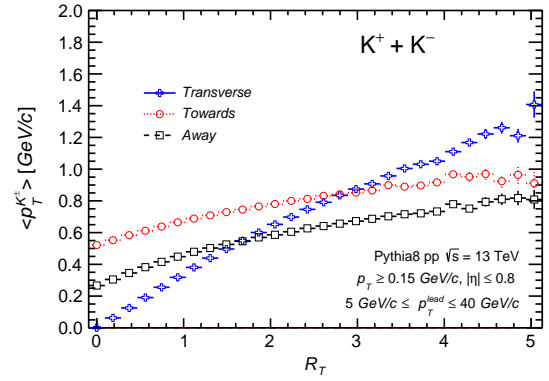
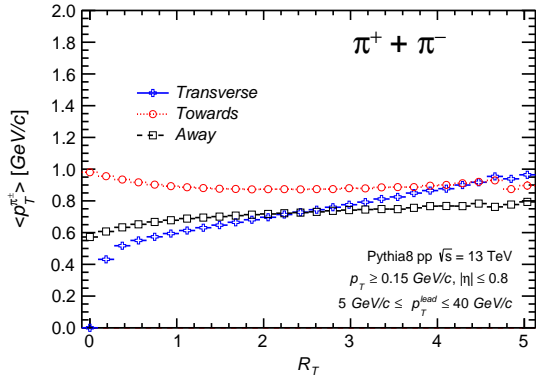
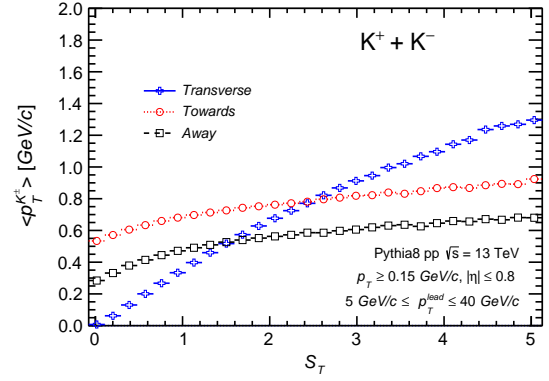
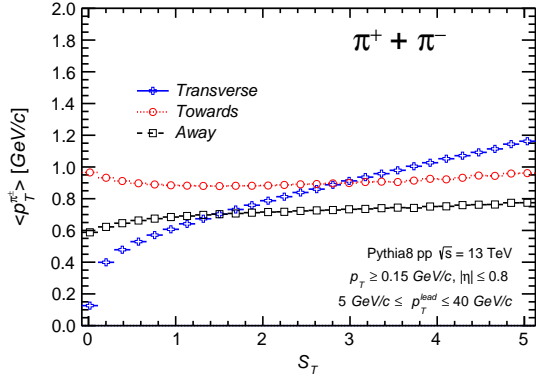
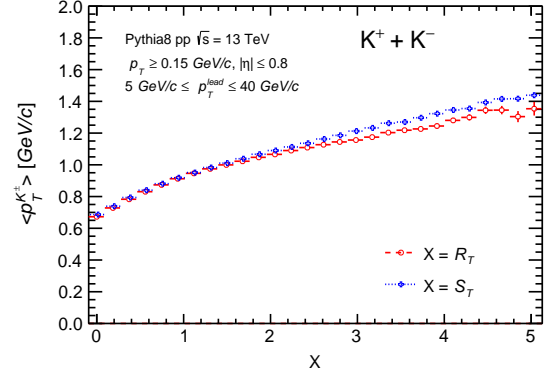
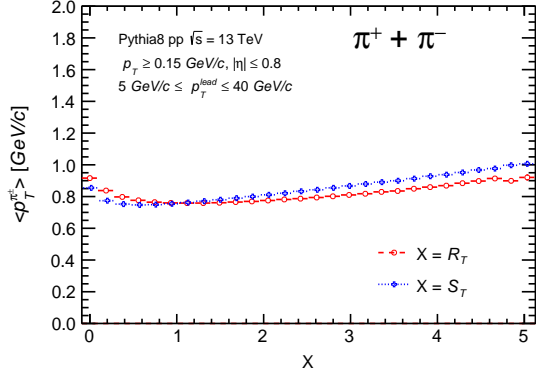


FIG. 20. (Upper panel) The variation of $\langle p_T \rangle$ of pions with respect to S_T (and R_T) with $p_T^{\text{lead}} \geq 5$ GeV/c for p-p collisions at $\sqrt{s} = 13$ TeV. The middle and bottom panels show the evolution of $\langle p_T \rangle$ of pions as a function of S_T and R_T , respectively. The comparison is shown for the three topological regions.

FIG. 21. (Upper panel) The variation of $\langle p_T \rangle$ of kaons with respect to S_T (and R_T) with leading $p_T^{\text{lead}} \geq 5$ GeV/c for p-p collisions at $\sqrt{s} = 13$ TeV. The middle and bottom panels show the evolution of $\langle p_T \rangle$ of kaons as a function of S_T and R_T , respectively. The comparison is shown for the three topological regions.

shed more light on the understanding of underlying event activity at LHC energies. The obtained results can act as a baseline for the upcoming experimental measurements at LHC energies and can help constrain the Monte-Carlo models.

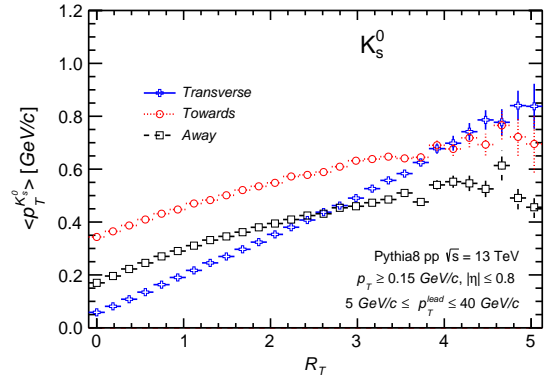
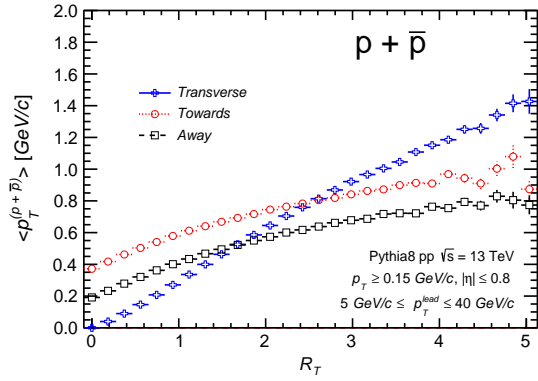
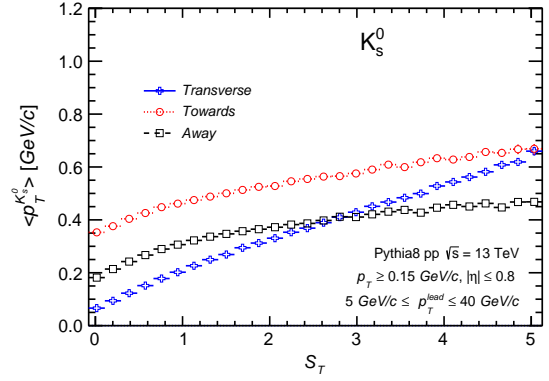
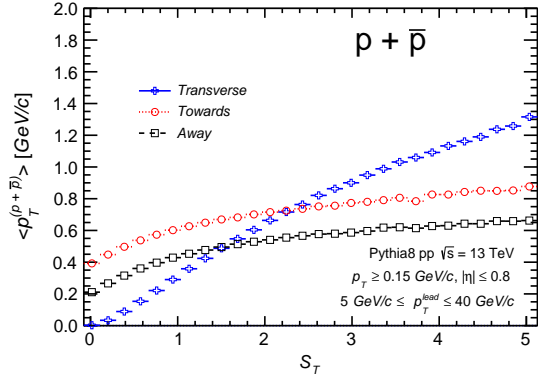
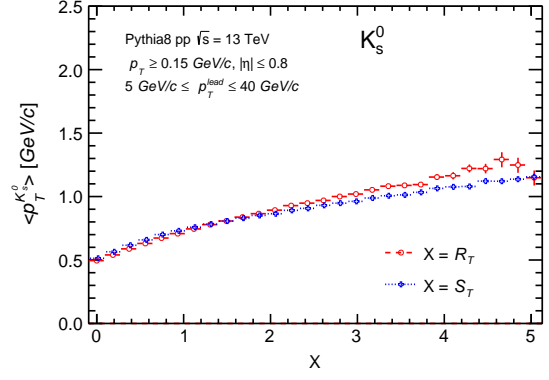
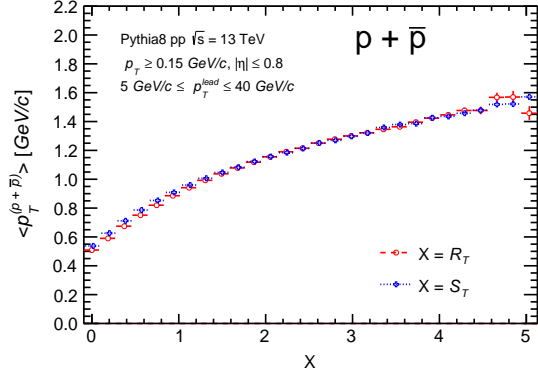


FIG. 22. (Upper panel) The variation of $\langle p_T \rangle$ of protons with respect to S_T (and R_T) for $p_T^{lead} \geq 5$ GeV/c in p-p collisions at $\sqrt{s} = 13$ TeV. The middle and bottom panels show the evolution of $\langle p_T \rangle$ of protons as a function of S_T and R_T , respectively. The comparison is shown for the three topological regions.

FIG. 23. (Upper panel) The variation of $\langle p_T \rangle$ of K_S^0 with respect to S_T (and R_T) for $p_T^{lead} \geq 5$ GeV/c in p-p collisions at $\sqrt{s} = 13$ TeV. The middle and bottom panels show the evolution of $\langle p_T \rangle$ of K_S^0 as a function of S_T and R_T , respectively. The comparison is shown for the three topological regions.

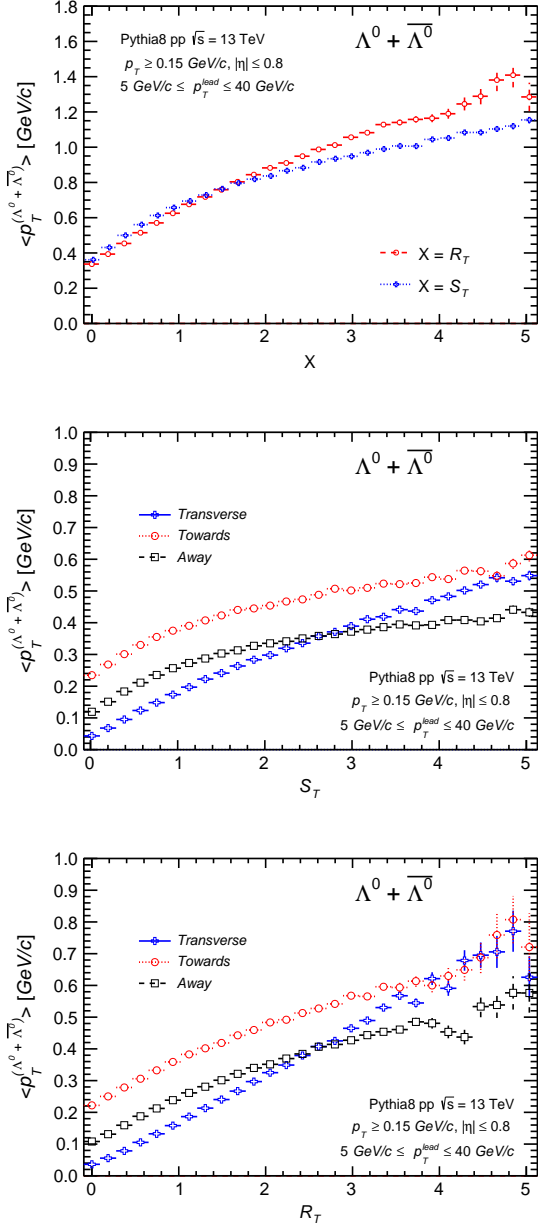


FIG. 24. (Upper panel) The variation of $\langle p_T \rangle$ of Λ^0 with respect to S_T (and R_T) for $p_T^{lead} \geq 5$ GeV/c in p-p collisions at $\sqrt{s} = 13$ TeV. The middle and bottom panels show the evolution of $\langle p_T \rangle$ of Λ^0 as function of S_T and R_T , respectively. The comparison is shown for the three topological regions.

VI. ACKNOWLEDGEMENTS

Sadhana Dash would like to acknowledge and thank SERB Power fellowship, **SPF/2022/000014** for supporting the present work.

-
- [1] B. Abelev et al. [ALICE Collaboration] Phys. Lett. B **728**, 216-227, (2014)
- [2] J. Adams et al. [STAR Collaboration] Phys. Rev. Lett. **95** 152301, (2005)
- [3] S Chatrchyan *et al.*, (CMS Collaboration), JHEP **07**, 076, (2011).
- [4] J. Adams et al. [ALICE Collaboration] Phys. Rev. Lett. **116** 132302, (2016)
- [5] V Khachatryan *et al.*, (CMS Collaboration), JHEP **09**, 091 (2010).
- [6] V Khachatryan *et al.*, (CMS Collaboration), Phys. Rev. Lett. **116(17)**,172302 (2016).
- [7] J. Adams *et al.*, (ALICE Collaboration), Nature Physics **13**,535-539 (2017).
- [8] G Aad *et al.*, (ATLAS Collaboration), Phys. Rev. Lett. **116(17)**,172301 (2016).
- [9] Georges Aad et al.(ATLAS Collaboration), Phys. Rev. **D 83**, 112001, (2011).
- [10] T. Martin, P. Skands, and S. Farrington, Eur. Phys. J. C **76**, 299 (2016)
- [11] Rick Field, Annu. Rev. Nuclear and Particle Science **62**, 453-483 (2012).
- [12] Krishna Kumar and Sadhana Dash, Eur. Phys. J. A **58**, 148(2022).
- [13] S. Acharya et al, (ALICE Collaboration), JHEP 06 (2023) 027.
- [14] Torbjörn Sjöstrand, Stefan Ask, Jesper R Christiansen, Richard Corke, Nishita Desai, Philip Ilten, Stephen Mrenna, Stefan Prestel, Christine O Rasmussen, and Peter Z Skands, Comput. phys. commun. **191**, 159–177 (2015).
- [15] P. Skands, S. Carrazza, J. Rojo, Eur. Phys. J. C **74(8)**, 3024 (2014).
- [16] J. Bellm, EPJ C **76(4)**, 196 (2016).
- [17] B Anderson, G. Gustafson and B. Soderberg, Z. Phys. **C 20**, 317 (1983).
- [18] B Anderson and G. Gustafson, Z. Phys. **C 3**,223 (1980).
- [19] T. S. Biro, H. B. Nielson and J. Knoll, Nucl. Phys. **B 245**, 449, (1984).
- [20] C.Bierlich, G. Gustafson, L. Lonnblad and A. Tarasov, J. High Energ. Phys. **2015: 148**, (2015).
- [21] Ranjit Nayak, Subhadip Pal, and Sadhana Dash, Phys. Rev. **D 100**, 074023 (2019).
- [22] Pritam Chakraborty and Sadhana Dash, Phys. Rev. **C 102**, 055202, (2020).
- [23] Christian Bierlich and Jesper Roy Christiansen, Phys. Rev **D 92**,094010 (2015).
- [24] Jesper Roy Christiansen and P. Z.Skands , JHEP, **08**, 003 (2015).
- [25] Ankita Goswami, Ranjit Nayak, Basanta Nandi, and Sadhana Dash, Eur. Phys. J. C **81(11)**, 1-9 (2021).