

The Presence and the State-of-Practice of Software Architects in the Brazilian Industry - A Survey

Valdemar Vicente Graciano Neto^a, Diana Lorena Santos^a, Andrey Gonçalves França^a, Rafael Z. Frantz^b, Edson de Oliveira-Jr^c, Ahmad Mohsin^d, Mohamad Kassab^{e,f}

^a*Federal University of Goiás, Goiânia, GO, Brazil*

^b*Northwestern Regional University of the State of Rio Grande do Sul, Ijuí, RS, Brazil*

^c*State University of Maringá, Maringá, PR, Brazil*

^d*Edith Cowen University, Joondalup, Perth, Australia*

^e*Penn State University, Malvern, PA, USA*

^f*The New York University at Abu Dhabi, Abu Dhabi, Arabi Emirates*

Abstract

Context: Software architecture intensely impacts the software quality. Therefore, the professional assigned to carry out the design, maintenance and evolution of architectures needs to have certain knowledge and skills in order not to compromise the resulting application.

Objective: The aim of this work is to understand the characteristics of the companies regarding the presence or absence of software architects in Brazil.

Method: This work uses the *Survey research* as a means to collect evidence from professionals with the software architect profile, besides descriptive statistics and thematic analysis to analyze the results.

Results: The study collected data from 105 professionals distributed in 24 Brazilian states. Results reveal that (i) not all companies have a software architect, (ii) in some cases, other professionals perform the activities of a software architect and (iii) there are companies that, even having a software architecture professional, have other roles also performing the duties of such a professional.

Conclusions: Professionals hired as software architects have higher salaries than those hired in other roles that carry out such activity, although many of those other professionals still have duties that are typical of software architects.

Keywords: Software Architecture, Software Architect, Brazilian Industry.

1. INTRODUCTION

Software is a crosscutting and critical asset in modern organizations. Gartner research stated that, in 2021, on average, 41% of employees outside of IT – or business technologists – customize or build data or technology solutions¹. Additionally, the same entity projected that the worldwide IT spending can reach \$4.6 trillion in 2023². In Brazil, according to Statista³, the revenue in the Software market is projected to reach US\$8.43bn in 2023; in parallel, ABES – Brazilian Association of Software Companies and International Data Corporation (IDC) presented a preview of the Brazilian Software Market Study – Panorama and Trends 2023 on May, that says that Brazil invested 45.2 billion dollars in IT market.

Hence, software quality became an imperative concern, and, *per* consequence, its architecture. The design of a software architecture intensely impacts on the quality attributes being satisfied by the resulting software product. Then, the presence of a software architect can guarantee (i) a broad view of the software product being acquired/developed, (ii) management of the design decisions, (iii) ensurance of the consistency between the technologies involved in the stack of technologies, and (iv) a single/unified mind that ensures the system’s conceptual integrity, with abilities to code with a developer as well as explain to the requirements team the technical consequences of some of their ideas in nontechnical terms, such as development costs (Fowler, 2003). Therefore, when companies do not have such professionals, this fact can lead to the overload of activities of other professional profiles in the same team and/or a reduction in the quality of the resulting software, which can be catastrophic to the company and to its clients.

In that direction, the main contribution of this article is to communicate results of an investigation about the presence of software architects and collaborators who act as such in Brazilian organizations. Based on that, in this article we aim to answer the following research questions (RQ): ***RQ1 - What are the characteristics of companies that carry out software development or maintenance projects in Brazil, with or without software architects?*** and ***RQ2 - How is the presence of software***

¹<https://tinyurl.com/68zss25b>

²<https://www.gartner.com/en/newsroom/press-releases/2023-04-06-gartner-forecasts-worldwide-it-spending-to-grow-5-percent-in-2023>

³<https://www.statista.com/outlook/tmo/software/brazil>

architects in companies in Brazil? For answering such RQs, we used *survey* as an exploratory empirical investigation technique for hearing professionals and acquire knowledge (and evidence) on that topic (Molléri et al., 2016). We collected 105 answers from 24 out of 27 of the Brazilian states. The findings indicate that (i) a subset of companies lack a designated software architect, (ii) certain companies witness alternative professionals assuming the responsibilities traditionally associated with a software architect, and (iii) there exist establishments where, despite the presence of a dedicated software architecture professional, other positions also undertake analogous duties. Regarding salaries, individuals employed as software architects typically command higher salaries compared to counterparts fulfilling similar functions in alternative roles.

For presenting the results of our investigation, this article is organized as follows: Section 2 presents the background; Section 3 presents the survey, its conduction and the obtained results; Section 4 brings a discussion on the results; and, finally, concluding remarks are presented in Section 5.

2. A BRIEF REVIEW OF THE ROLE OF THE SOFTWARE ARCHITECT

Currently, companies could be separated into three different groups: (i) those that develop software as a product (software houses), (ii) those from other domains that have their own software production for inner consumption, and (iii) those that only buy/consume software developed/served by other companies in an outsourcing model. In all cases, software architecture is an important concern. Software architecture comprises the fundamental structure of a software system, which involves software elements, relations among them, the design decisions and their rationale, properties, and principles governing their design and evolution (Bass et al., 2012; ISO, 2011; Fowler, 2003). For Fowler (2003), software architecture is a shared understanding among professionals involved in development about the existing components and their connections, regarding the design of a system (Fowler, 2003). The activity of designing an architecture directly impacts the quality of a software.

The software architect has the responsibility to make the important decisions regarding software (Fowler, 2003). S/he usually has the knowledge to make decisions and direct the team, managing to develop maturity in the team to have more help in decision-making, a practice that consequently

reduces the existence of architectural defects. In (Kruchten, 2008), architects' activities are mentioned and the importance of maintaining a balance between external attention activities, which are, for instance, customer surveys, and internal attention activities, which are the choice of techniques and technologies to be adopted.

Related Work. In regards to Brazil, a single study has investigated the presence of software architects in industry. In (dos Santos and Ito, 2013), the birth of the discipline of software architecture is discussed and results of a research about the presence of software architects is carried out in companies in a single Brazilian state (São Paulo). Results are presented to understand how professionals apply the concepts of software architecture in their daily practice. Then, the geographical coverage is smaller than that one presented herein.

Considering other countries, an *ad-hoc* literature review revealed that there are other surveys conducted with software architects in industry of other countries, such as Chile (Pérez et al., 2019), Colombia (Pérez et al., 2020) and Multi-national research (Pérez et al., 2021; Wan et al., 2023). However, from the best of our knowledge, we are not aware of other studies that investigate the presence of software architects in their industry with national coverage in Brazil. Moreover, information about the presence of software architects in those countries could not necessarily be inferred in the aforementioned studies, since they covered only companies that had software architects to answer those surveys. In our study, we asked firstly if there was a professional hired as a software architect or promoted to it, or that has software architect duties, although they were not hired as such.

When analyzing related work, we highlight that none of them has national coverage, nor does it analyze companies, the presence of architects and their tasks. The next section presents the study protocol, as well as its conduction and results.

3. SURVEY ON THE PRESENCE AND PRACTICE OF SOFTWARE ARCHITECTS IN THE BRAZILIAN INDUSTRY

Survey is a technique to acquire knowledge by hearing the voices of professionals and observing their responses, attitudes and behaviors to offer a broader understanding of a given phenomenon of interest (Wohlin et al., 2012), being one of the most used research methods for conducting ex-

ploratory empirical investigations (Molléri et al., 2016). This section presents the survey based on well-defined steps: 1) Protocol and Planning, 2) Execution, 3) Data Extraction and Normalization and 4) Reporting.

3.1. Protocol and Planning

This protocol is aligned to those presented in other survey-based studies and guidelines (Kitchenham et al., 2002; Linåker et al., 2015; Molléri et al., 2016; Kasunic, 2018; Lebttag et al., 2022; David et al., 2023). The planning stage is characterized by the activities of (i) highlighting the purpose of the research, (ii) identifying the target audience, (iii) designing the sampling plan and (iv) preparing the questionnaire, as follows.

1. Identification of the research objectives. The main objective of this study is to collect information in companies about the presence of software architecture professionals or professionals who carry out activities related to software architecture. **Specific objectives** include:

- Understand how software architects are performing in Brazil, externalizing the activities developed;
- Investigate about other professional roles that also work collaborating in software architecture;
- Raise the average salary of these professionals;
- Map which activities are being developed in the execution of the software architect's work, characterizing the software architect's role in Brazil; and
- Understand the characteristics of organizations that hire software architects.

Given the objectives, the following research questions (RQ) were raised:

RQ1 - What are the characteristics of companies that carry out software development or maintenance projects in Brazil, with or without software architects?

Rationale: The aim of this RQ is to collect information regarding the companies in which the respondents of this survey work. The intention is

to obtain information such as the company size (in number of employees), the Brazilian state in which its physical unit is located, whether it is multinational, and whether software development is an end activity or a mean activity.

RQ2 - How is the presence of software architects in companies in Brazil?

Rationale: The aim of this question is to collect information such as the presence of professionals being hired as software architects in companies or who perform activities related to the design and maintenance of software architecture without necessarily being hired as such and the remuneration received.

RQ3 - What is the state of the practice in software architecture in companies in Brazil?

Rationale: By answering this question, we aim at understanding the duties that such professionals perform in companies in Brazil.

2. Identification of the target audience. The population of this study are companies of any domain and size that have an IT team or department, regardless of whether the company acts developing or maintaining systems for third parties or for inner consumption.

3. Sampling plan design. The defined sampling plan is classified in the literature as *accidental sampling* planning to send the invitation to participants as a link shared in Slack⁴, LinkedIn⁵, Whatsapp⁶ and Telegram⁷ groups. We also planned to used *snowball sample*, i.e., to allow that the invitation could be forwarded to third-party companies to also answer to the survey.

4. Conception and elaboration of the questionnaire. An online questionnaire using Google Forms was elaborated for collecting information about the software architecture professionals or the lack of them in companies. This questionnaire was segmented into four sections, as shown in Table 1 composed of both open questions and questions with defined ranges of values for the

⁴<https://slack.com/intl/pt-br>

⁵<https://www.linkedin.com/feed/>

⁶<https://web.whatsapp.com/>

⁷<https://web.telegram.org/>

standardization of answers. Section 1 of the form covers the presentation of the research to inform the objective, theme, conditions of participation and an optional identification (e-mail) of the respondent. Section 2 of the form has demographic questions so that the profile of the survey respondent could be identified, as shown in Table 2. Section 3 presents questions to map the company’s profile as shown in Table 3; and Section 4 has questions about the architect’s role in that company, as shown in Table 4.

Table 1: Structure of the questionnaire

Presentation	Open and optional question
Respondent Profile	Demographic Questions
Company profile	Open questions Closed questions
Architect’s profile	Open questions Closed questions

Table 2: Open demographic questions (OQ) and closed questions (CQ)

ID	Respondent profile
OQ01	How old are you?
CQ01	What is your gender?
OQ02	What is your city and state?
CQ02	What is your education?

3.2. Execution

Pilot study. A pilot study was conducted with three respondents, demanding three changes in the original questionnaire: i) Addition of a question about the sector the company belongs to CQ10, ii) Changes in the educational level (CQ02), replacing “Postgraduate” option into *Lato Sensu* or *Strictu Sensu*; and (iii) an increase in the value of salary ranges in the question about that topic (CQ14).

Invitation to participate in the survey. In order to reach participants for the survey, the invitation and corresponding data collection took place from April 20, 2020 to June 10, 2021. The invitation with the questionnaire was disseminated in online IT communities, sent to emails from Brazilian

Table 3: Open questions (OQ) and closed questions (CQ) about the company profile

ID	Company Profile
OQ03	What is the company name?
CQ03	Is software production an end activity? i.e, is a software production or other business, but who develops software for internal consumption?
CQ04	What is the company’s field of activity?
CQ05	Is the company multinational?
CQ06	Does the company have branches?
CQ07	If yes, do you work at the head office or at a branch?
CQ08	What is the number of employees in the unit where you work?
CQ09	What is the size of the company?
OQ04	How many years has the company been in the market?
OQ05	How many customers do you have on average?
OQ06	How many projects do you have in progress?
CQ10	What is the company’s sector?

companies, to software engineering professionals who get links with companies that have an internal IT department/team or that have links with companies whose core activity is software manufacturing and maintenance. We sent the invitation to participants as a link shared in Slack⁸, LinkedIn⁹, Whatsapp¹⁰ and Telegram¹¹ groups. At a certain point, there was an intentional approach with the objective of expanding coverage in the country and invitations were made directly to employees of the IT area whose state still had no respondents.

Ethical considerations. Similarly to what was stated by a study of other authors (Reis et al., 2023), this work does not involve experiments with human subjects. All sensitive information has been previously anonymized to ensure the privacy of the respondents.

⁸<https://slack.com/intl/pt-br>

⁹<https://www.linkedin.com/feed/>

¹⁰<https://web.whatsapp.com/>

¹¹<https://web.telegram.org/>

Table 4: Open questions (OQ) and closed questions (CQ) about the role of the software architect.

ID	Role of the architect
CQ11	Has anyone in the company been hired specifically to fill the software architect position?
OQ07	If so, what are the main activities performed by this professional?
OQ08	If yes, how many software architects are there in your company?
CQ12	There is someone in the company who performs software architect activities but who does not exercise this function formally? That is, he is a programmer, manager or other role, but perform architecture activities?
OQ09	If yes, how many professionals fit in this case?
OQ10	How long have professionals in your company been working as architects?
OQ11	How many architects are there per project?
CQ13	Is there an architect who works on more than one project?
CQ14	What is the company's software architect monthly salary range?
CQ15	If there is someone who is not an architect but acts as an architect, what is the salary of that professional?

3.3. Data Extraction and Normalization

Initially, 111 responses to the questionnaire were obtained. After an analysis of the information received, duplicate responses from different people of the same company were eliminated. Hence, we considered 105 valid responses.

3.4. Qualitative Data Analysis

To gain deeper insight into the activities and responsibilities of software architects across different regions, we initiated a qualitative analysis of re-

sponses registered to the Open Questions. The aim was to capture the essence of the activities, roles, and expectations associated with software architects. We used thematic coding, our data analysis was based on the protocol presented by Alami et al. (2020). Thematic analysis is a method used for identifying, analyzing, and interpreting patterns (themes) within qualitative data. It provides a flexible and useful research tool that can produce a rich and detailed explanation of the analyzed phenomenon. The process is largely inductive, wherein themes emerge from the data rather than being imposed on them prior to data collection and analysis (Flick, 2022). Using the tool QualCoder QDA (Curtain, 2023), we employed line-by-line coding of the given, examining the text to identify and extract meaningful segments. These segments were then labeled according to their core thematic idea, facilitating the categorization of the data. This coding mechanism allowed for building a conceptual model that explain the activities carried out by software architects.

3.5. *Communication of Results*

The sheet with the data collected from the Google Form is externally available¹². Among the 105 valid responses, respondents had an average of 32.79 years, with a median of 30 years. The youngest respondent was 19 years old and the most experienced was 56 years old (see Figure 1). Among the respondents, 91 identified themselves as male (86.67%) and 14 were female (13.33% of responses). Among those, 30 (28.57%) respondents had completed higher education, 27 (25.71%) had a Lato Sensu postgraduate degree (specialization and/or MBA), 23 (21.91%) had a Master's degree, 17 (16.19%) had an ongoing bachelor's, seven (6.67%) had a PhD and one (0.95%) was enrolled in his/her Master's course.

Responses were obtained from professionals who live in 37 cities in Brazil, 22 of which are state capitals and there was no response in the capitals Porto Velho - RO, Boa Vista - RR, João Pessoa - PB, Belo Horizonte - MG and Macapá - AP. Among the 27 Brazilian states (26 states and the Federal District), no responses were obtained in Amapá, Rondônia and Roraima, totaling responses in 24 states, as shown in Figure 2.

¹²https://docs.google.com/spreadsheets/d/1cbKHUZgcSC0Ivr5z4FyeFeYE3_jqZJmWazSieNBx3ZM/edit?usp=sharing



Figure 1: Respondents ages.

3.5.1. Answers to RQ1: Characteristics of Companies

RQ1 aimed to understand the profile of the companies that employ the respondents. 63 (60%) of the respondents said that the company had software production as its core activity; 41 (39.05%) respondents said that the company is in another business sector but there is software development for internal consumption and 1 (0.95%) respondent said that the company is an independent body that consumes IT services. With regard to the sector, most belong to the software production market, with 39 companies (37.15%), followed by the government (20, respondents 19.05%), finances with 15 (14.29%) companies, education with 10 respondents (9.53%), and hospital/health (1.91%), industrial (1.91%) and research and development (1.91%) domains, with two respondents each. Other domains are covered by only a single company (0.95%, each), which are electrical sector, environment, retail, automotive, chemical storage, fuel, data science, e-commerce, publishing, military, oil, gas and energy, agricultural research, software as a service and simulation (15 respondents, 13.33%).



Figure 2: States covered in the responses highlighted in gray.

Regarding the size of these companies, 78 of them (74.29%) are national domestic companies and 27 (25.71%) are multinationals. When it comes to branches, this amount becomes more balanced: 51 (48.57%) companies have branches and 54 (51.43%) do not. Among the 51 that have branches, 29 respondents work at the head office and 21 work at branches. One respondent answered that the company has branches but did not answer whether he worked at the headquarters or at the branch.

When evaluating the number of employees in the companies where the respondents work, most of them, totaling 37 (35.23%), work in company with a range of 101 to 1000 employees. Then, 22 (20.95%) companies had

more than 1000 employees, 17 (16.20%) companies had between 11 and 30, 13 (12.38%) had between 51 and 100, 10 (9, 53%) companies had between 1 and 10 employees and 6 (5.71%) companies between 31 and 50 (see figure 3).

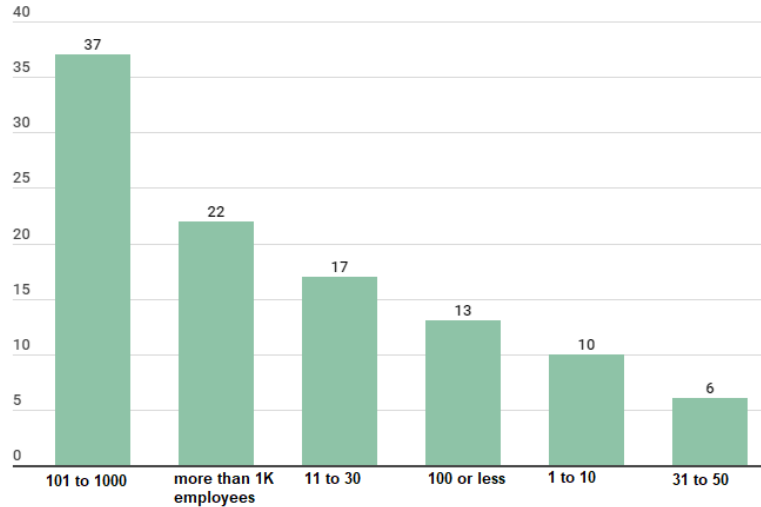


Figure 3: Number of employees in the respondents' units.

Among these companies, 55 (52.38%) are large companies, 27 (25.71%) medium-sized companies, 17 (16.19%) small companies and 6(5.71%) are micro-companies (see Figure 4). And 73 (69.53%) are private companies, 30 (28.56%) are public and two (1.91%) are both public and private.

Regarding the age of the companies in which the respondents work, 27 (25.71%) of them are between one and 10 years old, 39 (37.15%) are between 11 and 30 years old, 29 (27.62%) are between 31 and 100 years old, 6 (5.71%) are between 101 and 499 years old and one (0.95%) company is 500 years old. There were two (1.91%) answers in which the respondents did not mention the age of the company and there was one (0.95%) respondent who did not know how to answer that question. Regarding the number of customers served, 23 (21.90%) respondents said that the company has between one and 10 customers, 17 (16.19%) have between 11 and 100 customers, 17 (16.19%) have between 101 and 15,000, seven (6.68%) have between 15,001 and 100,000 customers, five (4.76%) have between 100,001 and one million customers, and 18 (17.14%) have more than one million customers. There were also 18 (17.14%) respondents who did not know how to answer or presented answers

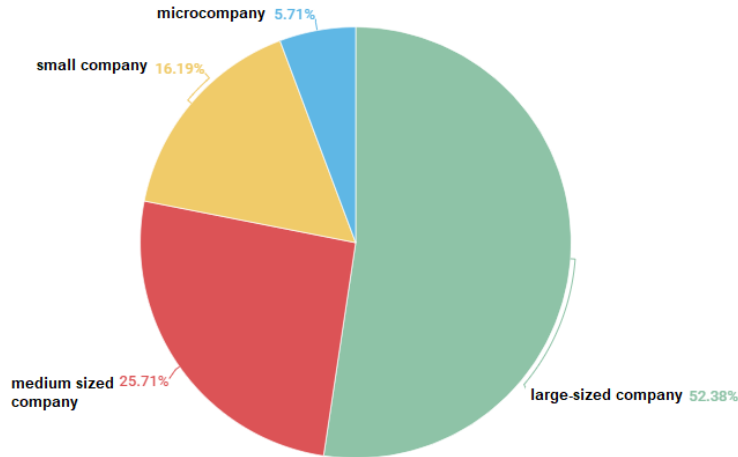


Figure 4: Companies sizes.

that did not add specific value that could be classified.

About how many projects each company runs in parallel, we found that 46 (43.80%) of these companies have up to 10 projects, 25 (23.80%) have between 11 and 50 projects, eight companies (7.61%) have between 51 and 150, five companies (4.76%) have between 151 and 1000 and nine companies (8.57%) have more than 1000 projects. Among the 105 responses to this question, there were 12 (11.42%) respondents who gave inconclusive answers or did not know how to respond.

3.5.2. Answers to RQ2: Presence of architects

Finally, we have questions that aim to understand the architects profiles and their laboral practice in the daily routine. Among the 105 responses, 62 (59.05%) of them mention that there is no one hired with the specific role of software architect and 43 (40.95%) said yes. Among these same 105 respondents, 71 (67.62%) said that there is someone in the company who is not a software architect but plays this role, while 34 (32.38%) said that there is no other professional who performs software architect activities, as shown in Figure 5.

To better understand the existence of architects in the Brazilian organizations, we sought to find out how many software architects there were

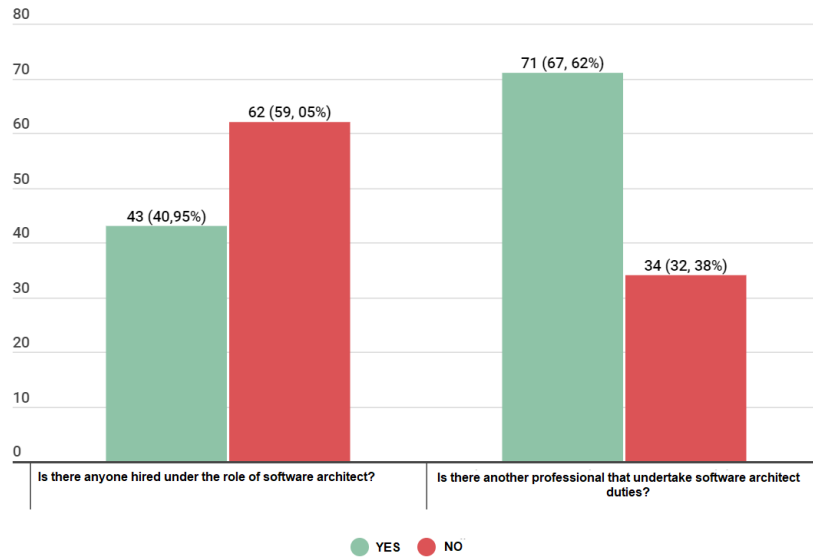


Figure 5: Demonstration of the presence of architects in organizations.

in these companies. We found that 28 of them (26.67%) have up to 10 software architects, six (5.71%) have between 11 and 50 architects working, three (2.86%) between 51 and 100, one (0.95%) respondent said there are 1000 and one (0.95%) said he had about 30000, there were still 66 (62.86%) answers that were inconclusive or that the respondents did not know how to answer. We tried to understand right away how many architects there were per project and we found that, in 44 (41.91%) organizations, the common thing is to have one architect per project, seven (6.68%) said there are two architects per project, four (3.80%) said the average is between one and two, two (1.91%) said it is three per project, one (0.95%) said the average is between two and three architects per project and one (0.95%) said five per project and we obtained 46 (43.80%) inconclusive answers on this question. We also asked about the activities that these professionals carry out in these organizations and we had the following scenario as shown in Figure 6.

Regarding the experience of those professionals, 46 (43.80%) have between one and five years, 24 (22.85%) have between six and ten years of experience, four (3.81%) have between 11 and 15, two (2.91%) have 20 or more and 29 (27.62%) respondents marked that this question does not apply. Regarding the existence of an architect working on more than one project, 61 (58.10%) answered that this occurs, seven (6.67%) that it does not occur

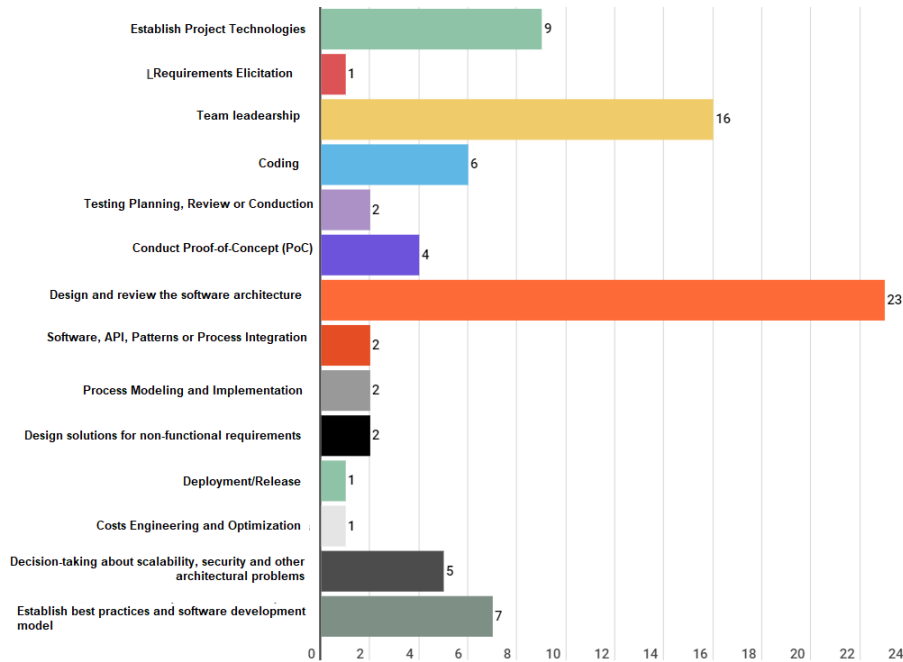


Figure 6: Mapping of activities carried out by software architects according to respondents.

and 37 (35.23%) answered that it does not apply.

When we investigated the salaries of employees (*per* month) who are hired as software architects in Brazil, we obtained the following result: one (0.95%) for those who receive up to US\$ 500.00, two (1.91%) for who receive between US\$ 500.00 and US\$ 800.00, followed by 20 (19.05%) responses between US\$ 800.00 and US\$ 1,600.00, eight (7.62%) for those who receive between US\$ 1,600.00 and US\$ 2,000.00, 24 (22.85%) said that these professionals receive between US\$ 2,000.00 and US\$ 4,000.00, and two (1.91%) for those who receive more than US\$ 4,000.00. There were 48 (45.71%) responses that this question did not apply or chose not to answer (see figure 7).

On the other hand, when we investigated the salary of professionals who work as architects but who were not hired for this role, we found that two (1.91%) receive up to US\$ 500.00, five (4.77%) between US\$ 500.00 and US\$ 800.00, 29 (27.62%) responses, the majority, said that these professionals receive between US\$ 500.00 and US\$ 800.00, 13 (12.38%) receive between US\$ 1,600.00 and US\$ 2,000.00 and 19 (18.09%) answered that these professionals receive more than US\$ 2,000.00. There were also 37 (35.23%) respondents

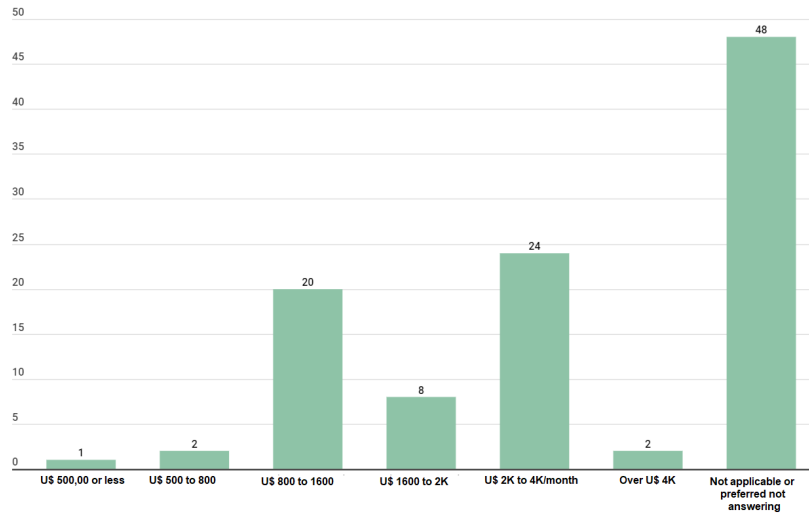


Figure 7: Mapping salaries of professionals hired as software architects.

who said that this question does not apply (see Figure 8).

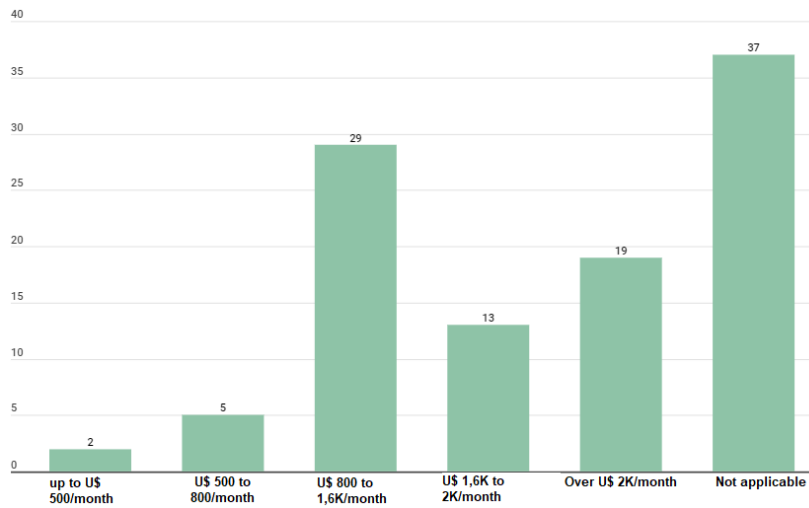


Figure 8: Mapping of professionals who are not hired as software architects but carry out such activities.

3.5.3. Answer to RQ3: Software Architects Practice

Figure 9 illustrates a conceptual model capturing the range of activities undertaken by software architects. This model has its foundations in a thematic analysis of responses gathered from a questionnaire. Emerging categories from these responses delineate the multifaceted roles of software architects, encompassing: Research and Innovation, Technologies and Tools, Definition and Architecture Design, Quality Assurance, Leadership and Collaboration, Monitoring and Supervision, Practices and Patterns, Development and Implementation, as well as Strategy and Management.

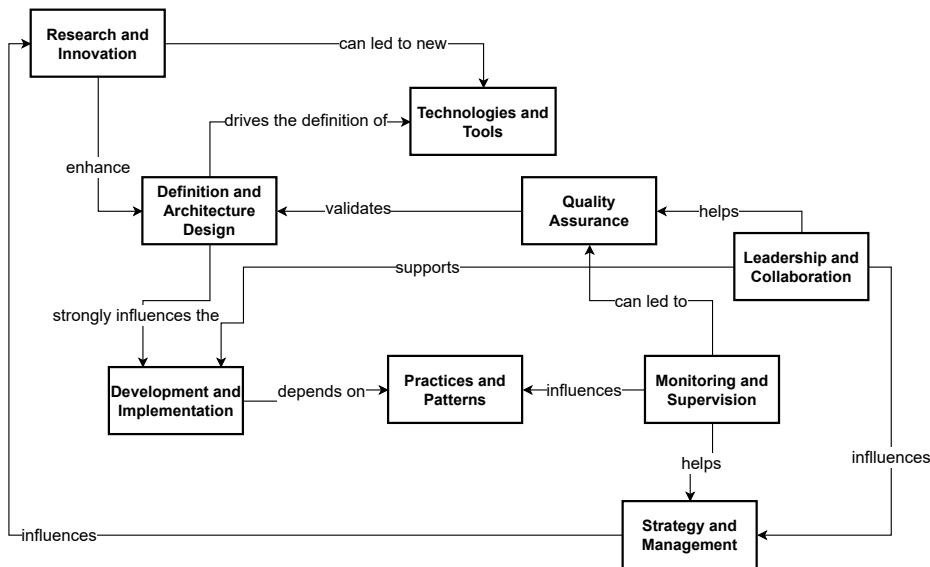


Figure 9: Conceptual model of the software architects activities.

Definition and Architecture Design: This refers to the conceptualization and detailed planning of how a system or solution will be constructed. It emphasizes the blueprint of the system, considering both its structural and functional aspects. This activity deals with mapping out the system’s design, ensuring it aligns with the intended purpose and meets specific requirements.

Technologies and Tools: This activity focuses on the instruments and methods used in the development, implementation, and maintenance of systems. This involves the selection of appropriate software, hardware,

platforms, and other tools, ensuring they are up-to-date, efficient, and relevant to the given task or project.

Development and Implementation: In this activity, the emphasis is on the actual creation and deployment of systems. This involves coding, testing, and launching the system or solution. It's about turning the architectural design into a functional reality, ensuring it operates as intended and meets its objectives.

Research and Innovation: This is about keeping up with the latest trends by exploring new methodologies, technologies, and strategies. It involves continuous learning, experimentation, and adoption of new ideas to improve existing systems or create groundbreaking solutions.

Practices and Patterns Definition: This activity underscores the established methods and recurring solutions in system development and design. This is about leveraging tried-and-tested methods, ensuring consistency, efficiency, and a high standard of work.

Monitoring and Supervision: This activity is about ensuring that everything runs smoothly, detecting potential issues early on, and making necessary adjustments to prevent or rectify problems.

Quality Assurance: The aims of this activity is ensuring that the systems or solutions meet a certain standard of quality. It involves testing, validation, and continuous assessment to ensure that the end product is reliable, robust, and meets both functional and non-functional requirements.

Strategy and Management: This is about the higher-level planning and decision-making processes. It involves setting goals, determining how to achieve them, resource allocation, and overseeing the entire life-cycle of a project or system, ensuring its alignment with the larger organizational objectives.

Leadership and Collaboration: This emphasizes the human aspect of projects. This is about guiding teams, promoting teamwork, ensuring effective communication, and facilitating collaboration across various roles and departments. This activity underscores the importance of combined efforts and shared visions in achieving project success.

In conclusion, software architects play a multifaceted role in system development. They are responsible for defining and designing the architecture of a system, selecting the appropriate technologies and tools, and overseeing the development and implementation process. Additionally, they ensure quality through rigorous testing, supervise ongoing projects, and drive innovation through research. Their leadership and collaboration skills are essential for managing teams and ensuring the smooth progression of projects from conception to completion.

4. DISCUSSION

With the intention of extrapolating these results, we performed the triangulation of some of the data to obtain additional information regarding the data obtained.

By observing the results of CQ11 (Was anyone in the company hired to specifically occupy the position of software architect?) and CQ12 (Is there anyone in the company who performs software architect activities but who does not exercise this function formally? That is, is he a programmer, manager or other role, but does he perform architecture activities?), within the sample space analyzed by our research, we have a slight majority of Brazilian companies that do not have software architects in their teams and even in those where there are architects, there may be others who play this role, even if they are not called as such. Twelve (11.43% of the 105 valid answers) respondents mentioned not having a hired software architect or any other professional who works as a software architect. This scenario is worrisome because, as stated in Nakagawa et al. (2014), architectures created without a systematic approach can generate negative results such as rework, consumption of extra effort and problems with schedule and budget. We claim that maybe this result was due to a bias of the respondents, who still do not understand software architecture or the professional who develops it.

When comparing the results of CQ14 (What is the monthly salary range of the company's software architect?) and CQ15 (If there is someone who is not an architect but acts as an architect, what is this professional's salary?) (Note the comparison in Figure 5), we interpreted that people who were not hired as software architects, but who act as such, tend to have lower salaries than those in which the positions announced at the time of hiring and their respective duties were relating to software architecture.

Among the companies that said they had someone hired specifically for the position of software architect (CQ11), 21 of them (20% of the total of 105 companies) also had professionals who perform this role but were not hired under such an aegis (CQ12).

When analyzing the organizations in which a software architect is hired (43 companies), the majority of them (32 companies, 74.41%) have software development as their core activity and 11 (25.59%) have this professional, but develop software for internal consumption, according to the cross with CQ03.

Grouping salaries by regions of Brazil (OQ02), for software architects (CQ14) we found that in the states of North region the most equally mentioned salary ranges were between US\$ 2,000.00 and US\$ 4,000.00 per month and between US\$ 500.00 and US\$ 1,600.00 per month. In the Northeast region, the same scenario takes place: the month salary ranged between US\$ 2,000.00 and US\$ 4,000.00 and between US\$ 500.00 and US\$ 1,600.00 were also mentioned. In the Midwest region, the most mentioned salary was US\$ 800.00 and US\$ 1,600.00. In the South region, the most mentioned salary was between US\$ 2,000.00 and US\$ 4,000.00 and in the Southeast region, the most mentioned salary was between US\$ 2,000.00 and US\$ 4,000.00. So the Northeast, Southeast, South and North regions pay better wages with the majority in the range of US\$ 2,000.00 to US\$ 4,000.00, while in the Midwest the most mentioned range is R\$ 4,001.00 to US\$ 1,600.00.

Also grouping the activities reported by the respondents by regions on what the software architects are responsible for (OQ07), it was observed that in the Southeast, Midwest, Northeast and North regions, the activity of “elaborating/revising the software architecture” is the most mentioned followed by the activity of “Team leadership/monitoring”. In the South region, the two most cited activities were “Defining project technologies” and “Team leadership/monitoring”.

When it comes to salaries, when associating the information received on the remuneration of contracted software architects (CQ14) with the fact that the company is multinational or national (CQ05), it is shown that multinational companies pay the highest salaries, which are mostly in the range from US\$ 2,000.00 to US\$ 4,000.00 per month, while the majority of national ones range from US\$ 800.00 to US\$ 1,600.00. When verifying the salaries referring to professionals not hired as architects but who carry out activities of such professional (CQ15) with the fact that the company is multinational or national (CQ05), this pattern remains, that is, multinationals pay a higher

salary, being the most of them above R\$ 10,000 while the national ones have the majority in the range from US\$ 800.00 to US\$ 1,600.00.

The relationship between companies that had software production as their core activity (CQ03) and the number of existing software architects in these organizations (OQ08) was also analyzed, and it was found that, based on the results obtained, companies that do not have software production software as core activity had an average of 112 architects while companies with software production as core activity had an average of 13.45 architects. One of the factors for this discrepancy is due to the fact that a company has 1000 contracted architects and it does not have software production as its core activity.

4.1. Threats to Validity and Limitations related to survey with software engineering professionals

In this section, we discuss the main threats to validity and limitations of the steps involved in this study and how we mitigated them.

Time Frame. We understand that the software architecture practice in industry is a continuous evolving landscape. The emergence of novel application frameworks and fast dissemination and adoption of ascending technologies can greatly impact on the laboral activities. The study was carried out during the Covid-19 pandemic (2020 and 2021). Hence, the results could have changed in (i) the presence of architects in companies, (ii) in their duties, and (iii) in the month salaries, which may be outdated in terms of the current Brazilian reality. As such, from that point on, part of the portrait can have been changed. We are aware that the distribution of work positions over the past three years have changed immensely, with a mass layoff in the area of technology, particularly in United States (Streitfeld, 2023). However, we also understand that the results communicated in a survey are nothing more than the consolidation of a specific moment. Hence, given the relatively comprehensive sample achieved in this study and the national coverage of the results, added to the fact that, from the best of our knowledge, there is no precedent for a study of this nature in Brazil, we believe the limitation is relieved to the scientific value of the results communicated and that we deliver a milestone that had not been disclosed until then.

Population. An expressive sample of 105 Brazilian companies was involved in the survey research. In order to maximize the number of participants, we

invited as many national participants as we could, given a fixed time period. We tried to obtain a diversified representation of realities across different regions of Brazil. Our study covers 24 of 27 Brazilian states, having a national coverage. Moreover, the numbers of other similar studies are smaller than ours, with 72 respondents (Pérez et al., 2021), 32 respondents (Wan et al., 2023), 28 respondents (Pérez et al., 2020) and 100 respondents (Pérez et al., 2019). Then, although limitations in the sample still should be considered, there number is greater than other similar studies and, from the best of our knowledge, this is the only one that covers Brazilian industry.

Qualitative Analysis. Limitations and threats also exist during the conduction of qualitative thematic analysis. Firstly, researcher bias can potentially influence data interpretation, given that themes are identified subjectively. Data saturation, or the point at which no new insights are gained from additional data, might not have been reached, leading to incomplete thematic representation. Finally, participant bias, where respondents may provide answers they believe are desired rather than their true beliefs or experiences, can also skew results. In our study, one researcher coded and the other researchers revised in order to reduce such issues.

5. FINAL REMARKS

This article presented the results of an opinion survey about the presence and performance of software architects in Brazilian companies. The study obtained 105 valid responses from professionals in 24 (out of 26 + DC) states. With the intention of presenting characteristics about the presence of the software architect in organizations. From a questionnaire, the data were organized in a spreadsheet and monitored to answer the research questions. In the discussion section where data were crossed, these data were organized according to the chosen questions and were measured or counted depending on the expected scenario and based on the value of the associated data.

After conducting the research, we found that professionals hired as architects earn more, in the range of US\$ 2,000.00 to US\$ 4,000.00, than professionals in other roles but who carry out these activities, who have a majority in the range of US\$ 800.00 to US\$ 1,600.00.

The most common activity is architecture design and review, but not only that, there are several other tasks included as this professional's responsibility, for example, defining technologies to be used in the project, leading and monitoring the team, defining best software practices and among others. Companies that have software production as their core activity are the majority in hiring software architects.

Among the regions of Brazil, while the North, Northeast, Southeast and South regions have a salary majority of US\$ 2,000.00 to US\$ 4,000.00 in the Midwest region, the salary majority is in the range of US\$ 800,00 to US\$ 1,600.00.

Another result obtained is that both for software architects and for other professionals who carry out their activities, companies that are multinational pay higher salaries than national ones.

As limitations of this work, it is possible to mention the bias of researchers and respondents. Despite the satisfactory amount of valid respondents, it is not possible to generalize, as it would be more reliable if all federation units had the same number of respondents.

For future work, we suggest a search for vacancies for software architects in order to understand and compare with the results obtained in this study, obtaining an overview of the software architect before and after hiring.

Another suggestion for improving this work would be to expand the coverage of respondents to states in which there were no respondents and add a question to the questionnaire to identify the roles of professionals who are not architects but who carry out activities of designing and improving the structure of systems in that respondents' organizations maintain.

References

- Alami, A., Nielsen, P.A., Wasowski, A., 2020. A tailored participatory action research for foss communities. *Empirical Softw. Engg.* 25, 3639–3670.
- Bass, L., Clements, P., Kazman, R., 2012. *Software Architecture in Practice*. 3rd ed., Addison-Wesley Professional, Indianapolis, Indiana, USA.
- Curtain, C., 2023. QualCoder. URL: <https://github.com/ccbogel/QualCoder/releases/tag/3.2>.
- David, I., Aslam, K., Malavolta, I., Lago, P., 2023. Collaborative model-driven software engineering - A systematic survey of practices and needs

- in industry. *J. Syst. Softw.* 199, 111626. URL: <https://doi.org/10.1016/j.jss.2023.111626>, doi:10.1016/J.JSS.2023.111626.
- Flick, U., 2022. An introduction to qualitative research. *An introduction to qualitative research* , 1–100.
- Fowler, M., 2003. Design - who needs an architect? *IEEE Software* 20, 11–13. doi:10.1109/MS.2003.1231144.
- ISO, 2011. ISO/IEC/IEEE Systems and software engineering – Architecture description. ISO/IEC/IEEE 42010:2011(E) (Revision of ISO/IEC 42010:2007 and IEEE Std 1471-2000) , 1–46doi:10.1109/IEEESTD.2011.6129467.
- Kasunic, M., 2018. Designing an effective survey.
- Kitchenham, B.A., Pfleeger, S.L., Pickard, L.M., Jones, P.W., Hoaglin, D.C., El Emam, K., Rosenberg, J., 2002. Preliminary guidelines for empirical research in software engineering. *IEEE Transactions on software engineering* 28, 721–734.
- Kruchten, P., 2008. What do software architects really do? *Journal of Systems and Software* 81, 2413–2416. URL: <https://www.sciencedirect.com/science/article/pii/S0164121208002057>, doi:<https://doi.org/10.1016/j.jss.2008.08.025>. best papers from the 2007 Australian Software Engineering Conference (ASWEC 2007), Melbourne, Australia, April 10-13, 2007.
- Lebtag, B.G.A., Teixeira, P.G., dos Santos, R.P., Viana, D., Neto, V.V.G., 2022. Strategies to evolve exm notations extracted from a survey with software engineering professionals perspective. *J. Softw. Eng. Res. Dev.* 10, 2:1–2:24. URL: <https://doi.org/10.5753/jserd.2021.1939>, doi:10.5753/jserd.2021.1939.
- Linåker, J., Sulaman, S., Maiani de Mello, R., Höst, M., 2015. Guidelines for Conducting Surveys in Software Engineering. Department of Computer Science, Lund University.
- Molléri, J.S., Petersen, K., Mendes, E., 2016. Survey guidelines in software engineering: An annotated review, in: *ESEM '16: Proceedings of the 10th ACM/IEEE International Symposium on Empirical Software Engineering*

- and Measurement, Association for Computing Machinery, New York, NY, USA. pp. 1–6. URL: <https://doi.org/10.1145/2961111.2962619>.
- Nakagawa, E.Y., Guessi, M., Maldonado, J.C., Feitosa, D., Oquendo, F., 2014. Consolidating a process for the design, representation, and evaluation of reference architectures. In 2014 IEEE/IFIP Conference on Software Architecture , 143–152.
- Pérez, B., Brito, J.P., Astudillo, H., Correal, D., Rios, N., Spínola, R.O., Mendonça, M., Seaman, C., 2019. Familiarity, causes and reactions of software practitioners to the presence of technical debt: a replicated study in the chilean software industry, in: 2019 38th international conference of the chilean computer science society (sccc), IEEE. pp. 1–7.
- Pérez, B., Castellanos, C., Correal, D., Rios, N., Freire, S., Spínola, R., Seaman, C., Izurieta, C., 2021. Technical debt payment and prevention through the lenses of software architects. Information and Software Technology 140, 106692. URL: <https://www.sciencedirect.com/science/article/pii/S0950584921001476>, doi:<https://doi.org/10.1016/j.infsof.2021.106692>.
- Pérez, B., Correal, D., Vera-Rivera, F.H., 2020. How do software architects perceive technical debt in colombian industry? an analysis of technical debt causes. Journal of Physics: Conference Series 1513, 012003.
- Reis, J.C.S., Melo, P., Belém, F., Murai, F., Almeida, J.M., Benevenuto, F., 2023. Helping fact-checkers identify fake news stories shared through images on whatsapp, in: Proceedings of the 29th Brazilian Symposium on Multimedia and the Web, Association for Computing Machinery, New York, NY, USA. p. 159–167. URL: <https://doi.org/10.1145/3617023.3617045>, doi:10.1145/3617023.3617045.
- dos Santos, M.A., Ito, M., 2013. Um estudo sobre a profissão de arquiteto de software em empresas de são paulo. Boletim Técnico da FATEC-SP 35, 35–40.
- Streitfeld, D., 2023. For tech companies, years of easy money yield to hard times. URL: <https://www.nytimes.com/2023/01/23/technology/tech-interest-rates-layoffs.html>.

Wan, Z., Zhang, Y., Xia, X., Jiang, Y., Lo, D., 2023. Software architecture in practice: Challenges and opportunities. arXiv preprint arXiv:2308.09978
Soon appearing in ESEC/FSE 2023.

Wohlin, C., Runeson, P., Hst, M., Ohlsson, M.C., Regnell, B., Wessln, A., 2012. Experimentation in Software Engineering. Springer Publishing Company, Incorporated.