

# Hardware-Efficient Bosonic Quantum Computing with Detection Capability of Single Photon Loss

Yuichiro Mori,<sup>1,\*</sup> Yuichiro Matsuzaki,<sup>2,†</sup> Suguru Endo,<sup>3,‡</sup> and Shiro Kawabata<sup>1,4,§</sup>

<sup>1</sup>*Global Research and Development Center for Business by Quantum-AI Technology (G-QuAT), National Institute of Advanced Industrial Science and Technology (AIST), 1-1-1, Umezono, Tsukuba, Ibaraki 305-8568, Japan*

<sup>2</sup>*Department of Electrical, Electronic, and Communication Engineering, Faculty of Science and Engineering, Chuo university, 1-13-27, Kasuga, Bunkyo-ku, Tokyo 112-8551, Japan*

<sup>3</sup>*NTT Computer and Data Science Laboratories, NTT Corporation, Musashino, 180-8585, Tokyo, Japan*

<sup>4</sup>*NEC-AIST Quantum Technology Cooperative Research Laboratory, National Institute of Advanced Industrial Science and Technology (AIST), 1-1-1, Umezono, Tsukuba, Ibaraki 305-8568, Japan*

(Dated: March 4, 2024)

Bosonic systems, which have large internal degrees of freedom, offer the potential to create quantum bits with error detection and error correction capabilities. This property is particularly advantageous for near-term quantum computers, where the number of qubits is severely constrained. However, there is still room for improvement in terms of hardware efficiency. They still entail the use of ancillary qubits for various state manipulations, including gate operations. Additionally, complex operations are often required to perform a number of operations. Here, we propose a method to use Kerr non-linear resonators for near-term bosonic quantum computation with the capability of detecting single-photon loss, which requires simple pulse operations without ancillary qubits. By adopting the 02 code, and we can perform the  $X$  rotation,  $Z$  rotation, and controlled-phase gate for logical qubits. Our results pave the way for practical bosonic quantum computation.

## I. INTRODUCTION

Quantum error correction (QEC) plays a crucial role in the field of quantum information theory [1–5]. Indeed, the technique is an essential idea of realizing reliable quantum computers [6–10], quantum sensing [11–16], and quantum communications [17, 18]. Quantum information is encoded using logical qubits composed of numerous physical qubits. To identify errors in a logical qubit, we employ syndrome measurements by using ancillary qubits. In general, there are two approaches when errors are detected. One approach is quantum error correction (QEC). After the syndrome measurements, we can recover the state by performing appropriate gate operations depending on the measurement results if Knill-Laflamme condition is satisfied [19] and the recovery operation is implementable with the system. The other approach is called quantum error detection (QED). In this case, we discard the quantum states when an error is detected [20–23]. QED usually requires a simpler experimental setup than QEC.

Recently, QEC and QED have attracted attention to improve the performance of noisy intermediate-scale quantum (NISQ) computers [22–25]. Although early QEC code experiments are performed in various archi-

tectures [26, 27], it is still difficult in the current technology to satisfy the hardware requirements for fully fault-tolerant quantum computation. Instead, some form of QEC or QED can be implemented to suppress errors of NISQ computing for practical applications [22, 23]. However, while these ideas are based on stabilizer codes, using them for such devices increases the number of qubits, which is experimental burden for NISQ computing.

On the other hand, researchers have shown a growing interest in QEC schemes with bosonic modes [28–35]. Bosonic modes offer the advantage of an infinitely large Hilbert space, facilitating QEC encoding without the need for an extensive number of physical systems. This characteristic is particularly appealing for NISQ computing. However, the implementation of previous approaches to use bosonic modes have raised certain concerns in the context of NISQ computing.

For example, ancillary qubits are frequently used in bosonic computing scenarios for various tasks, including encoding, decoding, gate operations, and error detection and correction operations [36], especially in superconducting hardware. The limited lifetime of ancillary qubits deteriorates the overall computation accuracy. Also, strong nonlinearity is required for error correction procedures in many cases; for instance, the error correctable cat code [37] requires either a four-photon-driven dissipative process or a complex arrangement involving high-order Kerr nonlinearity, such as  $\hat{a}^{\dagger 4}\hat{a}^4$ , and a four-photon drive, like  $\hat{a}^4 + \hat{a}^{\dagger 4}$ , to stabilize the qubit [38–40]. Here,  $\hat{a}$  ( $\hat{a}^\dagger$ ) is the annihilation (creation) operator. Similar concerns related to the utilization of ancil-

\* mori-yuichiro.9302@aist.go.jp

† ymatsuzaki872@g.chuo-u.ac.jp

‡ suguru.endou@ntt.com

§ s-kawabata@aist.go.jp

lary qubits and/or strong nonlinearity for error correction procedures are also seen in other codes such as binomial codes [36, 41, 42] and Gottesman-Kitaev-Preskill (GKP) codes [43–47].

In this paper, we propose a method tailored for bosonic NISQ computers, enabling the implementation of gate operations through straightforward pulse without ancillary quantum systems. Importantly, our proposed method also incorporates the capability to detect single-photon losses, a critical noise in the superconducting qubits. We use one of the  $0N$  code [29, 48, 49], namely,

$$|0_L\rangle = |0\rangle, \quad |1_L\rangle = |2\rangle, \quad (1)$$

where the subscript  $L$  denotes the logical state. We call this code 02 code in this paper. This code allows us to perform the detection of the single photon loss. Let us consider the measurement of a parity operator  $(-1)^{\hat{a}^\dagger \hat{a}}$ , where  $\hat{a}^\dagger$  ( $\hat{a}$ ) represents a creation (destruction) operator. If the measurement yields a result of +1, it confirms that the quantum state is within the logical-qubit subspace. Conversely, if the measurement yields the other result, it indicates leakage from the logical subspace, prompting us to discard the state.

In this paper, we demonstrate that the application of a  $\pi$  pulse enables the execution of single-qubit operations along the  $x$ -axis with parametric drive, while rotations along the  $z$ -axis can be achieved through detuning. Additionally, we simulate a controlled-phase gate with adiabatically controlling the coupling strength. Combining these gates, we prepare a quantum ansatz circuit and evaluate the fidelity of the output state. Lastly, we check the effectiveness of the single photon loss detection using the ansatz circuit.

The remainder of this paper is as follows. In Sec. II, we explain how to implement a universal gate set on logical qubits encoded by the 02 code without any ancillary systems. In Sec. III, we explain how to detect the single-photon loss. In Sec. IV, we present the numerical results of our proposed method. Finally, we offer some concluding remarks in Sec. V. Throughout the paper,  $\hbar = 1$ .

## II. GATE IMPLEMENTATION AND READOUT

We consider Kerr non-linear resonators (KNRs) [50–52], which can be realized using superconducting circuits [53–58]. The Hamiltonian is as follows:

$$\hat{H} = \sum_i \left( K_i \hat{a}_i^{\dagger 2} \hat{a}_i^2 + \Delta_i \hat{a}_i^\dagger \hat{a}_i + p_i (\hat{a}_i^2 + \hat{a}_i^{\dagger 2}) \right) + \sum_{i>j} g_{ij} (\hat{a}_i^\dagger \hat{a}_j + \hat{a}_i \hat{a}_j^\dagger), \quad (2)$$

where  $K_i$  is the Kerr nonlinearity,  $\Delta$  is the detuning between the driving and cavity fields,  $p_i$  is the amplitude of the parametric drive, and  $g_{ij}$  is the coupling strength of the interaction between two KNRs. On the other hand,

we do not bifurcate the system, and we just use the parametric drive to implement the  $X$  rotation in our method.

We assume that the coupling strength can be dynamically changed. Such a control of the coupling strength can be realized by using superconducting circuits [59–61]. Notably, we do not use the coherent drive, described by  $\hat{a}_i + \hat{a}_i^\dagger$ , which is usually used in manipulating the state of superconducting qubits. To confine the state in the logical subspace, we use the parametric drive instead of the coherent drive.

### A. Single-qubit gates

First, let us consider the single-qubit rotation. We assume that, during the implementation of the single qubit rotations, we turn off the interaction. To perform the  $Z$  rotation, we set  $p_i = 0$ , and the Hamiltonian is described as

$$\hat{H} = K \hat{a}^{\dagger 2} \hat{a}^2 + \Delta \hat{a}^\dagger \hat{a}. \quad (3)$$

Here, by choosing  $\Delta \neq -K$ , we can set a finite detuning between  $|0\rangle$  and  $|2\rangle$ . Then, the transition matrix is

$$\begin{pmatrix} \langle 0_L | \hat{H} | 0_L \rangle & \langle 1_L | \hat{H} | 0_L \rangle \\ \langle 0_L | \hat{H} | 1_L \rangle & \langle 1_L | \hat{H} | 1_L \rangle \end{pmatrix} = \begin{pmatrix} 0 & 0 \\ 0 & 2K + 2\Delta \end{pmatrix}. \quad (4)$$

When we perform the  $Z$  rotation by an angle of  $\theta$ , we let the state evolve by the Hamiltonian for a time of  $\tau_Z$  where  $\tau_Z$  satisfies

$$2(K + \Delta)\tau_Z = \theta. \quad (5)$$

To perform the  $X$  rotation, we use the following Hamiltonian

$$\hat{H} = K \hat{a}^{\dagger 2} \hat{a}^2 - K \hat{a}^\dagger \hat{a} + p(\hat{a}^2 + \hat{a}^{\dagger 2}). \quad (6)$$

Then, the transition matrix is

$$\begin{pmatrix} \langle 0_L | \hat{H} | 0_L \rangle & \langle 1_L | \hat{H} | 0_L \rangle \\ \langle 0_L | \hat{H} | 1_L \rangle & \langle 1_L | \hat{H} | 1_L \rangle \end{pmatrix} = \begin{pmatrix} 0 & \sqrt{2}p \\ \sqrt{2}p & 0 \end{pmatrix}. \quad (7)$$

By setting  $K \ll p$ , the dynamics induced by the Hamiltonian is confined in a subspace spanned by  $|0\rangle$  and  $|2\rangle$  effectively.

The rotation angle  $\theta$  is determined by the duration  $\tau_X$  as

$$\sqrt{2}p\tau_X = \frac{\theta}{2}. \quad (8)$$

### B. Two-qubit gate (Controlled-phase gate)

Let us explain how to perform the controlled-phase gate between two KNRs. The Hamiltonian is described as follows:

$$\hat{H} = \sum_{i=1,2} \left( K_i \hat{a}_i^{\dagger 2} \hat{a}_i^2 + \Delta_i \hat{a}_i^\dagger \hat{a}_i \right) + g(\hat{a}_1^\dagger \hat{a}_2 + \hat{a}_2^\dagger \hat{a}_1). \quad (9)$$

As we describe in Appendix A, the effective Hamiltonian describing the time evolution induced by the beam-splitter interaction contains terms of  $\hat{n}_1\hat{n}_2$ , which appears in the second-order perturbation. Such an interaction has been used for qutrit entangling gates with superconducting transmon qubits [62]. On the other hand, we utilize it to implement the controlled phase gate for the 02 code.

To obtain this effective interaction, we need a condition  $E_{02} \neq E_{20}$ , or equivalently,  $K_1 \neq K_2$  or  $\Delta_1 \neq \Delta_2$ . We define an energy difference as

$$\delta E = |E_{22} - (E_{02} + E_{20})|. \quad (10)$$

As seen in Eq. (A8), the energy difference depends on the coupling constant  $g$  as follows:

$$\begin{aligned} \delta E(g) &= -\frac{6g^2}{4K_1 - 2K_2 + \Delta_1 - \Delta_2} - \frac{6g^2}{4K_2 - 2K_1 - \Delta_1 + \Delta_2} \\ &\quad - \frac{2g^2}{2K_2 - \Delta_1 + \Delta_2} - \frac{2g^2}{2K_1 + \Delta_1 - \Delta_2}, \end{aligned} \quad (11)$$

where  $K_1$  and  $K_2$  represent the Kerr coefficients of the first and second KNRs, while  $\Delta_1$  and  $\Delta_2$  represent the detuning of the first and second KNRs, respectively.

We assume that the initial state is given by

$$|\psi\rangle = c_{00}|00\rangle + c_{02}|02\rangle + c_{20}|20\rangle + c_{22}|22\rangle. \quad (12)$$

Then, the state after time  $t$  under the Hamiltonian (9) is

$$\begin{aligned} |\psi(t)\rangle &= c_{00}|00\rangle + c_{02}e^{-iE_{02}t}|02\rangle \\ &\quad + c_{20}e^{-iE_{20}t}|20\rangle + c_{22}e^{-iE_{22}t}|22\rangle. \end{aligned} \quad (13)$$

To perform the controlled- $Z$  rotation, we set the rotation angle with the condition,

$$\delta Et = \theta. \quad (14)$$

We can control the phase  $e^{-iE_{02}t}$  and  $e^{-iE_{20}t}$  by performing the single-qubit  $Z$  rotation. Then, we obtain,

$$|\psi(t)\rangle = c_{00}|00\rangle + c_{02}|02\rangle + c_{20}|20\rangle + e^{-i\theta}c_{22}|22\rangle. \quad (15)$$

When adjusting the coupling  $g$ , it is typically handled smoothly over time [57]. We consider the case that we can change the coupling strength  $g$  during the gate operation. If the change is slow enough to satisfy an adiabatic condition, the adiabatic theorem [63–65] shows that we obtain the state in Eq. (15), when the following conditions are satisfied:

$$\begin{aligned} \int_{t_i}^{t_f} \delta E(t) dt &= \theta, \\ g(t_i) = g(t_f) &= 0, \quad t_f - t_i \gg \frac{g(t)}{E_{02}^2(t)}, \frac{g(t)}{E_{20}^2(t)}, \end{aligned} \quad (16)$$

Here,  $E_{02}(t)$  and  $E_{20}(t)$  are instantaneous eigenvalues,  $t_i$  is the initial time of the operation,  $t_f$  is the final time of the operation. The last condition assures the adiabaticity.

### C. Readout

Due to the small energy of microwave photons, we rely on amplification of weak microwave signals to perform a measurement [66–68]. Existing readout technology uses the dispersive coupling,

$$\hat{H} = g\hat{n}_1\hat{n}_2, \quad (17)$$

where  $g$  is a coupling constant,  $\hat{n}_1$  ( $\hat{n}_2$ ) is the number operator of the KNR (ancillary system to be used for the readout). Therefore, it is expected that the readout can be performed on the qubits encoded by the 02 code with the same architecture, and it has already been realized experimentally [49, 69]. So, in our simulation, we assume that the readout can be ideally performed.

### D. Simulation of the gates

We perform numerical simulations of the three individual gates,  $X$  rotation,  $Z$  rotation, and controlled- $Z$  gate. Also, we evaluate the fidelity between the target states and states obtained by solving the Schrödinger [70] and the Gorini–Kossakowski–Sudarshan–Lindblad (GKSL) master equations [71, 72]. The GKSL master equation for the density matrix  $\rho$  is described as

$$\dot{\rho} = -i[\hat{H}, \rho] + \sum_i \left( \hat{L}_i \rho \hat{L}_i^\dagger - \frac{1}{2} \{ \hat{L}_i^\dagger \hat{L}_i, \rho \} \right), \quad (18)$$

where  $\hat{H}$  is the Hamiltonian,  $\hat{L}_i = \sqrt{\gamma}\hat{a}_i$  are the Lindblad operators to describe a single-photon loss. We chose  $\gamma = 0.002\text{MHz}$ , which refers to the experimentally obtained value with a superconducting circuit [73].

To illustrate the potential capability of improving the fidelity, we start from a simplified scenario where we can apply an ideal parity measurement onto the logical space to the state evolved by the GKSL equation to perform the error detection. We will consider the imperfection of such parity measurements in the next section.

We explain the simulation of the  $Z$  and  $X$  rotations where we use the Hamiltonian in Eq. (3) (Eq. (6)). In the  $Z$  ( $X$ ) rotation, we set the initial state to the state  $|0\rangle$  ( $|+\rangle = (|1\rangle_L + |0\rangle_L)/\sqrt{2}$ ) and calculate the fidelity with the state  $|1\rangle$  ( $|-\rangle = (|0\rangle_L - |1\rangle_L)/\sqrt{2}$ ). The parameters we set are  $K = 250\text{MHz}$ ,  $\Delta = -248.43\text{MHz}$  (in  $Z$  rotation), and  $p = 1.11\text{MHz}$  (in  $X$  rotation). These parameters are chosen with referring to Ref. [74, 75]. The results are depicted in Fig. 1 and 2. While the fidelity is decreased by decoherence caused by single-photon loss in both cases, the fidelity is improved by detecting single-photon loss. Remarkably, the optimal time to achieve the maximum fidelity with quantum error detection is longer than that without quantum error detection in the  $X$  rotation case, as we explain the reason of this in Appendix B.

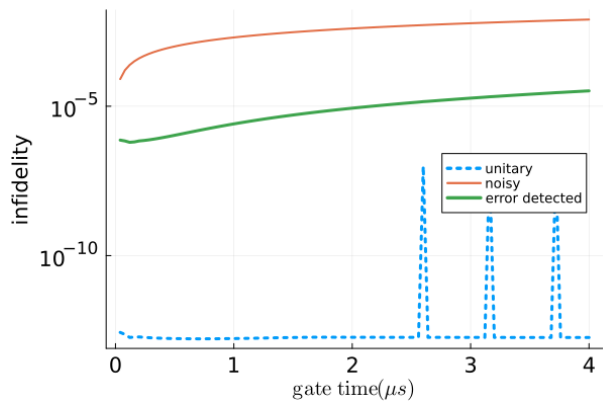


FIG. 1. Relationship between the infidelity of states after passing through a  $Z$  gate and gate time is depicted for three scenarios: noise-free (unitary), noisy without error detection (noisy), and error detected (error detected) cases. While theoretically zero in the noise-free case, numerical errors result in non-zero values. The figure displays several points with significant numerical errors as observed.

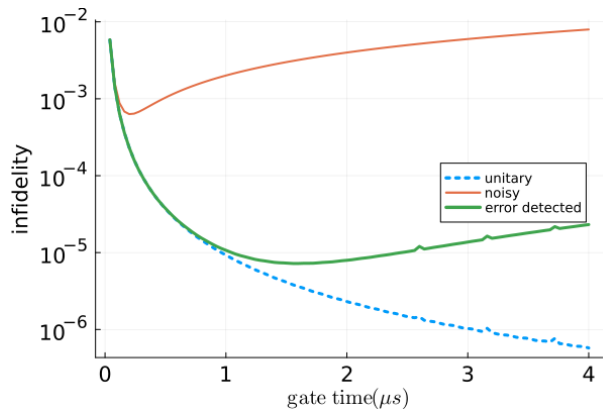


FIG. 2. Infidelity of states after passing through an  $X$  gate versus gate time for the three cases. In the case of the  $X$  gate, even under noise-free case, there are slight transitions to other excited states such as  $|4\rangle$ , resulting in non-zero infidelity. Thus, a trade-off relationship with errors due to single-photon loss is observed.

Next, we explain the simulation of the controlled-phase gate where we use the Hamiltonian in Eq. (9). In our approach, we need to compensate a redundant phase by using the  $Z$  rotation of a single qubit for the two modes. Therefore, after determining the required correction angles, we apply corrections for each mode using the aforementioned single-qubit  $Z$ -rotations. For the control of the interaction strength  $g$ , we assume the following function:

$$g(t) = g_0 \left(\frac{2}{\pi}\right)^{\frac{1}{4}} \exp\left[-\frac{(t-t_0)^2}{\tau^2}\right], \quad (19)$$

where a parameter  $\tau$  satisfies a condition

$$\int_{t_i}^{t_f} \delta E(g(t)) dt = \theta. \quad (20)$$

Here,  $\delta E(g)$  is given by Eq. (11). Subsequently, by adjusting the detuning, we perform single-qubit rotations for each KNR.

Suppose we implement the gate from  $t = 0$  to  $t = 2t_0$ . The left hand side of Eq. (20) is calculated as

$$\int_{t_i}^{t_f} \delta E(g(t)) dt = \delta E(g_0) \tau \times \text{erf}\left[\sqrt{2}\frac{t_0}{\tau}\right]. \quad (21)$$

In our simulation, we set  $t_0 = 3\tau$  and  $\text{erf}[3\sqrt{2}] \simeq 1$  is satisfied.

We chose  $K_1 = 250\text{MHz}$ ,  $K_2 = 200\text{MHz}$ ,  $\Delta_1 = -250\text{MHz}$ ,  $\Delta_2 = -170\text{MHz}$ , and  $g_0 = 15\text{MHz}$ . The initial state is

$$|\psi\rangle = \frac{1}{2}(|00\rangle + |20\rangle + |02\rangle + |22\rangle) \quad (22)$$

in this simulation and the fidelity of the state after the CZ operation ( $\theta = \pi$ ) is shown by Table I. The impact of decoherence can be significantly mitigated (fidelity = 0.98877  $\rightarrow$  0.99988) through the detection, as well as the single-qubit rotations. When the single-photon

TABLE I. Fidelity of CZ gate. Even in the absence of noise, the fidelity does not reach 1 due to non-adiabatic transitions.

Unitary	W/o error detection	With error detection
0.999960	0.987634	0.999912

loss occur twice during each gate operation, the impact of single-photon loss will remain if our quantum error detection is performed. To address this issue, either continuously monitor single-photon losses during gate operations or, alternatively, employ other methods such as quantum error mitigation.

### III. DETECTION OF A SINGLE-PHOTON LOSS

This section explains a method to perform the number parity measurement for KNRs.

#### A. Single-photon loss detection

Here, we provide a method to detect single-photon loss. First, we use an ancillary qubit such as a superconducting transmon qubit, and prepare the state,

$$|+\rangle = \frac{1}{\sqrt{2}}(|\downarrow\rangle + |\uparrow\rangle). \quad (23)$$

We use an interaction between the KNR and this ancillary qubit is written as,

$$\hat{H}_{det} = \chi \hat{a}^\dagger \hat{a} |\uparrow\rangle \langle \uparrow|. \quad (24)$$

to perform the parity measurement [76, 77]. As we describe in Appendix A, we can obtain this Hamiltonian from the following model,

$$\hat{H} = K\hat{a}^{\dagger 2}\hat{a}^2 + \Delta\hat{a}^{\dagger}\hat{a} + \frac{E}{2}\sigma_Z + g'(\hat{a}\sigma_+ + \hat{a}^{\dagger}\sigma_-), \quad (25)$$

where we use the dispersive approximation [78–80]. It is worth mentioning that, while a linear harmonic oscillator was typically coupled with a qubit [78, 79], we consider a case that the KNR is coupled with a qubit [80]. We discuss the condition for the dispersive approximation for such a case in Appendix A.

From the the simplified Hamiltonian represented by Eq. (24), we obtain the following unitary operator,

$$\begin{aligned} \hat{U}(t) &= e^{-i\hat{H}_{det}t}, \\ &= e^{-it\chi\hat{a}^{\dagger}\hat{a}} |\uparrow\rangle \langle\uparrow| + \hat{I} |\downarrow\rangle \langle\downarrow|. \end{aligned} \quad (26)$$

We choose  $t$  such that  $\chi t = \pi$ , the unitary operator becomes,

$$\begin{aligned} \hat{U}(t) &= (-1)^{\hat{a}^{\dagger}\hat{a}} |\uparrow\rangle \langle\uparrow| + \hat{I} |\downarrow\rangle \langle\downarrow|, \\ &= \frac{\hat{I} + (-1)^{\hat{a}^{\dagger}\hat{a}}}{2} \hat{I} - \frac{\hat{I} - (-1)^{\hat{a}^{\dagger}\hat{a}}}{2} \hat{Z}, \end{aligned} \quad (27)$$

where  $\hat{Z} = |\uparrow\rangle \langle\uparrow| - |\downarrow\rangle \langle\downarrow| = |+\rangle \langle-| + |- \rangle \langle+|$ . After the dynamics, we perform the projective  $X$  measurement on the ancillary qubit. When the measurement result is  $+1$ , we successfully project the fock states into even-number subspace. So, we obtain

$$\rho' = \hat{P}\rho\hat{P}, \quad (28)$$

where  $\hat{P}$  is defined by

$$\hat{P} = \frac{\hat{I} + (-1)^{\hat{a}^{\dagger}\hat{a}}}{2}. \quad (29)$$

When we use multiple KNRs, we can perform this parity measurement on each KNR, and we obtain

$$\rho_{ed} = \hat{\Pi}\rho\hat{\Pi}. \quad (30)$$

Here,  $\hat{\Pi}$  is the projector onto the logical subspace.

## B. Simulation of the detection

To validate our scheme of single-photon loss detection, we perform simulations and evaluate the process fidelity of the parity measurement. We use the Hamiltonian (25), and the GKSL equation defined by Eq. (18) with  $\hat{L}_1 = \sqrt{\gamma}\hat{a}$  and  $\hat{L}_2 = \sqrt{\gamma}\sigma_-$ . We utilized  $K = 250\text{MHz}$ ,  $\Delta = 250\text{MHz}$ ,  $E = \Delta + K = 500\text{MHz}$ , and  $\gamma = 0.002\text{MHz}$  in this simulation. To compare the case without the single-photon loss, we also perform a simulation with a condition  $\gamma = 0$ . As we considered the

controlled- $Z$  gate in Sec. IV, we assume the coupling  $g'$  in Eq. (25) is adjustable and the time dependence is given by  $g'(t) = g'_0 \left(\frac{t}{\tau}\right)^{\frac{1}{4}} \exp\left[-\frac{(t-t_0)^2}{\tau^2}\right]$ , while  $\tau'$  and  $g'_0$  satisfy the condition,

$$2\frac{g'_0{}^2}{K}\tau = \pi. \quad (31)$$

In the time evolution induced by this time dependent coupling  $g'$ , non-adiabatic transitions may be caused.

To consider the validity of the process, we evaluate the process fidelity, which is defined as follows [81–84]:

$$F(\Lambda, \Gamma) = \frac{1}{d^2} \sum_{i=1}^{d^2} \text{Tr}[\Lambda(\sigma_i^{\dagger})\Gamma(\sigma_i)], \quad (32)$$

where  $\Lambda$  is a desired channel that maps input states,  $\Gamma$  is a realized channel that does not perfectly coincide with  $\Lambda$  and  $\sigma_i$  compose a complete set of mutually orthonormal operators on a  $d$ -dimensional Hilbert space. In our case, the desired channel  $\Lambda$  is given by the unitary operation Eq. (27) and the realized channel  $\Gamma$  is given by the unitary operator induced by the Hamiltonian (25) with adjusting the relative phase on each mode. We consider that the dynamics should be confined within the logical subspace whose dimension is  $d = 2$  so that we choose a complete set of mutually orthonormal operators on the logical subspace, *i.e.*,

$$\sigma_1 = \frac{1}{\sqrt{2}}(|0\rangle\langle 0| + |2\rangle\langle 2|) \otimes |+\rangle\langle +|, \quad (33)$$

$$\sigma_2 = \frac{1}{\sqrt{2}}(|2\rangle\langle 0| + |0\rangle\langle 2|) \otimes |+\rangle\langle +|, \quad (34)$$

$$\sigma_3 = \frac{1}{\sqrt{2}}(-i|2\rangle\langle 0| + i|0\rangle\langle 2|) \otimes |+\rangle\langle +|, \quad (35)$$

$$\sigma_4 = \frac{1}{\sqrt{2}}(|0\rangle\langle 0| - |2\rangle\langle 2|) \otimes |+\rangle\langle +|. \quad (36)$$

The process fidelity is 0.998 when there is no decoherence ( $\gamma = 0$ ) and 0.991 ( $\gamma = 0.002\text{ MHz}$ ).

## IV. SIMULATION WITH AN ANSATZ CIRCUIT

In this section, we evaluate the performance of our method for NISQ computing. To implement variational algorithms, it is necessary to prepare a parametrized quantum circuit called an *ansatz* circuit. We consider a circuit with 8 parameters with our proposed gates, as shown in Fig. 3. We perform numerical simulations with this circuit while we perform quantum error detection by using our method.

Let us explain the parameters to perform the gate operations in this section. The Hamiltonian in this simulation

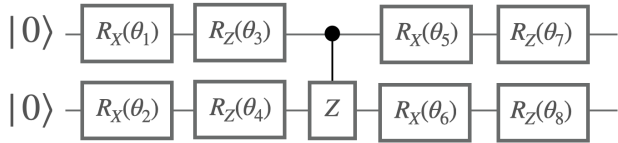


FIG. 3. Ansatz quantum circuit for the simulation. It is composed of single-qubit rotation gates and the controlled- $Z$  gates with two qubits.

is

$$\begin{aligned} \hat{H} = & \sum_{i=1,2} \left( K_i \hat{a}_i^{\dagger 2} \hat{a}_i^2 + \Delta_i \hat{a}_i^{\dagger} \hat{a}_i + p_i (\hat{a}_i^{\dagger 2} + \hat{a}_i^2) \right) \\ & + g_{12}(t) (\hat{a}_1^{\dagger} \hat{a}_2 + \hat{a}_1 \hat{a}_2^{\dagger}) \\ & + \sum_{i=1,2} \left( \frac{E}{2} \sigma_Z^{(i)} + g'_i(t) (\hat{a}_i \sigma_+^{(i)} + \hat{a}_i^{\dagger} \sigma_-^{(i)}) \right). \quad (37) \end{aligned}$$

Here,  $g_{12}(t)$ ,  $g'_1(t)$ , and  $g'_2(t)$  have the same time-dependence form given by Eq. (19), while the strength is different. We have  $g_{12}(t) = g_{120} \left(\frac{2}{\pi}\right)^{\frac{1}{4}} \exp\left[-\frac{(t-t_0)^2}{\tau^2}\right]$ ,  $g'_1(t) = g'_{10} \left(\frac{2}{\pi}\right)^{\frac{1}{4}} \exp\left[-\frac{(t-t_0)^2}{\tau^2}\right]$ , and  $g'_2(t) = g'_{20} \left(\frac{2}{\pi}\right)^{\frac{1}{4}} \exp\left[-\frac{(t-t_0)^2}{\tau^2}\right]$ . The parameters  $K_i$ ,  $\Delta_i$ ,  $p_i$ ,  $g_{012}$ ,  $E$ , and  $g_{0i}$  for the simulations are shown in Table II. Also, the Lindblad operators used in simulations in this section are  $\sqrt{\gamma}\hat{a}_1$ ,  $\sqrt{\gamma}\hat{a}_2$ ,  $\sqrt{\gamma}\hat{\sigma}_-^{(1)}$ , and  $\sqrt{\gamma}\hat{\sigma}_-^{(2)}$ , where  $\gamma = 0.002$  MHz except for the unitary case ( $\gamma = 0$ ).

We evaluate the fidelity between the state obtained through the desired ansatz and the state obtained through our gates with 80 randomly generated parameter sets, as shown in Fig. 4. In this calculation, we considered five different cases: The first case is that there is no single-photon loss (“Unitary” in Fig. 4). Due to the approximation such as adiabaticity, the fidelity does not become unity, even if there is no decoherence. The second case is that single-photon loss occurs and we do not perform any detection of single-photon loss (“w/o detection”). In the third case and after, we perform the detection of single-photon loss. In the third case, we perform the detection just after the first controlled- $Z$  gate layer (“Only 1st”). In the fourth case, we perform the detection just after the last  $Z$  rotation layer (“Only 2nd”). In the fifth case, we perform the detection at both layers (“1st and 2nd”). In the unitary case, the fidelity is almost 1. Even the minimum value among 80 trials is 0.99974 in our simulation, which shows the validity of our approximation.

In the cases “Only 1st” and “Only 2nd”, we see that the fidelity becomes larger than the case of “w/o detection”. This demonstrates that our method is useful to suppress the decoherence for quantum circuits. However, since our parity measurements are noisy to induce unwanted errors, many quantum error detections decrease

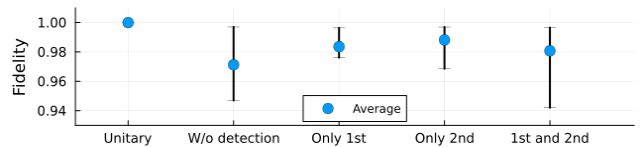


FIG. 4. Fidelity between the ideal output of the ansatz and the actual outputs.

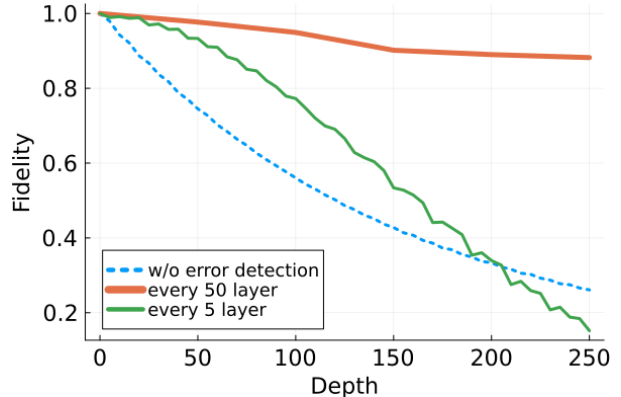


FIG. 5. Fidelity against the depth of the quantum circuit repeating the ansatz shown in Fig. 3 without resetting the state to the initial  $|000\rangle$ .

the fidelity. Let us consider a deeper quantum circuit to evaluate the impact of our imperfect parity measurements. We extend the number of layers by iteratively applying the circuit described in Fig. 3. We explore three cases: no error detection, error detection at every 5 layers, and error detection at every 50 layers, to investigate how the fidelity changes. The simulation results are shown in Fig. 5. As we increase the depth, the fidelity decreases due to the accumulation of errors. The fidelity of the “every 50 layers” case is better than that of the “w/o error detection” case. However, the fidelity of the “every 5 layers” case is worse than that of the “every 50 layers” case. When the depth exceeds 200, the “every 5 layers” case becomes worse than the “w/o error detection”. In practical schemes, error detection itself can be a source of errors. Therefore, frequent error detection may lead to errors that are more pronounced than the single-photon losses.

## V. CONCLUSION AND DISCUSSIONS

We propose a method to implement a universal gate set with the 02 code without the need for ancillary qubits, and show that we can suppress the decoherence through the detection of single-photon losses. We use a Kerr nonlinear resonator (KNRs) as a logical qubit, and we can perform the  $X$  rotation and  $Z$  rotation for the logical qubits by using a parametric drive and control of detuning, respectively. On the other hand, we can imple-

TABLE II. Parameters we used in the simulation with the ansatz shown in Fig. 3. Single qubit rotations  $R_X, R_Z$  can be performed at the same time on multiple modes. We give some parameter sets whose corresponding operation is the product of the single qubit rotation on each mode. The unit of these numbers is MHz.

Operation	$K_1$	$K_2$	$\Delta_1$	$\Delta_2$	$p_1$	$p_2$	$g_{012}$	$E$	$g'_{01}$	$g'_{02}$
$R_X(\theta_1) \otimes R_X(\theta_2)$	250	250	-250	-250	$\theta_1$	$\theta_2$	0	0	0	0
$R_Z(\theta_3) \otimes R_Z(\theta_4)$	250	250	$-250 - \theta_3$	$-250 - \theta_4$	0	0	0	0	0	0
CZ	250	250	-250	-170	0	0	15	0	0	0
Error detection	250	250	250	250	0	0	0	500	25	25

ment a controlled-phase gate by modulating the coupling strength of a beam-splitter type interaction. We further show that our proposed gates exhibit improved fidelity under the detection of single-photon losses. Since reducing the number of elements is crucial for NISQ computing, our proposal provides an attractive way for quantum variational algorithms with bosonic qubits.

Our approach reduces the required elements, as it avoids the need for ancillary qubits when performing gate operations. While error detection utilizing the characteristics of the 02 code necessitate ancillary qubits for parity measurement, a recent approach called virtual quantum error detection (VQED) [23] enables us to obtain the error detected expectation values without performing the parity measurement.

VQED is known to have the following advantages in achieving hardware-efficient computation at the NISQ stage. First, it can be executed with only one ancillary system and expectation value measurements on quantum bits and the ancillary system. Secondly, it can be used simultaneously with other error mitigation methods. Additionally, it is known to be robust against depolarizing errors on the ancillary system [23]. By combining this with our proposal, we may realize more hardware-efficient scheme, which is left for future work.

## ACKNOWLEDGMENTS

We are grateful to Tsuyoshi Yamamoto, Aiko Yamaguchi, Yohei Kawakami, Tomohiro Yamaji, Yuki Tanaka, Kohsuke Mizuno, Takaaki Aoki, Hiroshi Hayasaka, and Takashi Imoto for their insightful comments. This paper is partly based on the results obtained from a project, JPNP16007, commissioned by the New Energy and Industrial Technology Development Organization (NEDO), Japan. This work was supported by JST Moonshot (Grant Number JPMJMS226C). Y. Matsuzaki is supported by JSPS KAKENHI (Grant Number 23H04390).

We thank the developers of QuantumOptics.jl [85] which was used for our numerical simulations.

## Appendix A: Second order perturbation

We describe an effective Hamiltonian of our bosonic system. In the interaction picture, the Hamiltonian (9) is described as

$$\hat{H}_I(t) = g e^{i\hat{H}_0 t} (\hat{a}_1^\dagger \hat{a}_2 + \hat{a}_2^\dagger \hat{a}_1) e^{-i\hat{H}_0 t}, \quad (\text{A1})$$

where  $\hat{H}_0$  is the first line of eq. (9),

$$\begin{aligned} \hat{H}_0 &= \sum_{i=1,2} \left( K_i \hat{a}_i^{\dagger 2} \hat{a}_i^2 + \Delta_i \hat{a}_i^\dagger \hat{a}_i \right), \\ &= \sum_{i=1,2} \left( K_i \hat{n}_i^2 + (\Delta_i - K_i) \hat{n}_i \right). \end{aligned} \quad (\text{A2})$$

Here,  $\hat{n}_i = \hat{a}_i^\dagger \hat{a}_i$  is the number operator of the  $i$ -th KNRs. Using (A2),  $\hat{H}_I(t)$  becomes

$$\hat{H}_I(t) = g e^{it(2K_1(\hat{n}_1-1) - 2K_2\hat{n}_2 + \Delta_1 - \Delta_2)} \hat{a}_1^\dagger \hat{a}_2 + h.c.. \quad (\text{A3})$$

$$= g \hat{a}_1^\dagger \hat{a}_2 e^{it(2K_1\hat{n}_1 - 2K_2(\hat{n}_2-1) + \Delta_1 - \Delta_2)} + h.c.. \quad (\text{A4})$$

When we perform quantum computation for the states  $|00\rangle$ ,  $|02\rangle$ ,  $|20\rangle$ , and  $|22\rangle$ , the contribution of the first-order term in the perturbation arises as amplitudes for states outside the logical states. By maintaining an energy gap with states outside the logical space through Kerr coefficients  $K_i$  and detuning parameters, *i.e.*

$$K_i, \Delta_i, |\Delta_i - \Delta_j| \gg |g_{ij}|. \quad (\text{A5})$$

Using this condition, we can assume that amplitudes from the first-order perturbation do not substantially appear. Therefore, we will now proceed to calculate the second-order term. To obtain the effective Hamiltonian directly, we use the average Hamiltonian theory [86].

$$\begin{aligned} \hat{H}_{\text{eff}} &= \frac{1}{2i(t_f - t_i)} \int_{t_i}^{t_f} dt_1 \int_{t_i}^{t_1} dt [\hat{H}_I(t_1), \hat{H}_I(t)], \\ &= -\frac{g^2}{2K_1\hat{n}_1 - 2K_2(\hat{n}_2 - 1) + \bar{\Delta}} (\hat{n}_1 + 1)\hat{n}_2 + \frac{g^2}{2K_1(\hat{n}_1 - 1) - 2K_2\hat{n}_2 + \bar{\Delta}} \hat{n}_1(\hat{n}_2 + 1), \end{aligned} \quad (\text{A6})$$

where  $\tilde{\Delta} = \Delta_1 - \Delta_2$ . Here, we assume that the Hamiltonian  $H_0$  has no degeneracy, and we drop high-frequency oscillating terms. In Eq. (A6), the number operator is seen in the denominator, and this can be defined as follows. Let us define a function  $f(\hat{n})$  that includes the number operator, and this satisfies the following

$$f(\hat{n})|n\rangle = f(n)|n\rangle, \quad (\text{A7})$$

for all  $\hat{n}$  where  $n$  is the eigenvalue of the number operator. It is worth mentioning that, to avoid divergence in Eq. (A6), we should choose parameters to satisfy  $(-2K_1n_1 + 2K_2(n_2 - 1) - \tilde{\Delta}) \neq 0$  and  $2K_1(n_1 - 1) - 2K_2n_2 + \tilde{\Delta} \neq 0$ . Throughout the paper, we consider such parameters.

These terms give us energy corrections

$$\begin{aligned} \Delta E_{02}(g) &= \langle 02 | \hat{H}_{\text{eff}} | 02 \rangle = \frac{2g^2}{2K_2 - \tilde{\Delta}}, \\ \Delta E_{20}(g) &= \langle 20 | \hat{H}_{\text{eff}} | 20 \rangle = \frac{2g^2}{2K_1 + \tilde{\Delta}}, \\ \Delta E_{22}(g) &= \langle 22 | \hat{H}_{\text{eff}} | 22 \rangle \\ &= -\frac{6g^2}{4K_1 - 2K_2 + \tilde{\Delta}} - \frac{6g^2}{4K_2 - 2K_1 - \tilde{\Delta}}, \end{aligned} \quad (\text{A8})$$

This result is consistent with the effective Hamiltonian derived by a Schrieffer-Wolff transformation to the second order [68, 87].

Let us explain how to realize the parity measurements. We assume that an ancillary qubit is coupled with the KNR. The total Hamiltonian is given by Eq. (25). Then, we can derive the effective coupling Hamiltonian by using the average Hamiltonian theory [86] as follows

$$\begin{aligned} \hat{H}_I &= \frac{g^2}{2K(\hat{n} - 1) + \Delta - E} \hat{n} |\downarrow\rangle \langle \downarrow| \\ &\quad - \frac{g^2}{2K\hat{n} + \Delta - E} (\hat{n} + 1) |\uparrow\rangle \langle \uparrow|. \end{aligned} \quad (\text{A9})$$

Since we consider a subspace spanned by  $|0\rangle$ ,  $|1\rangle$ , and  $|2\rangle$  for the KNR, we can rewrite this Hamiltonian as follows

$$\hat{H}_{I,\text{eff}} = a_0 + a_1\hat{n} + a_2\hat{n}^2 + b_0|\uparrow\rangle \langle \uparrow| + (b_1\hat{n} + b_2\hat{n}^2)|\uparrow\rangle \langle \uparrow|, \quad (\text{A10})$$

where  $a_0, a_1, a_2, b_0, b_1, b_2$  are determined such that the eigenvalues (and corresponding eigenvectors) of this Hamiltonian coincide with those of the Hamiltonian in Eq. (A9) within the subspace.

Then, the term  $(b_1\hat{n} + b_2\hat{n}^2)|\uparrow\rangle \langle \uparrow|$  works as an interaction between the ancillary qubit and KNR. To perform the parity measurement, it is necessary that a phase shift due to the interaction term for  $|2\rangle$  is an even multiple of that for  $|1\rangle$ , *i.e.*

$$2m(b_1 + b_2) = 2b_1 + 2^2b_2. \quad (\text{A11})$$

This condition is satisfied if  $b_1$  or  $b_2$  is zero. Also,  $b_2 = 0$  is equivalent to the condition  $\Delta - E = -K$ . Combining

this condition with (A9), we obtain the following effective Hamiltonian,

$$\begin{aligned} \hat{H}_{\text{eff}} &= \left(K + \frac{2g^2}{K}\right) \hat{n}^2 + \left(\Delta - K - \frac{3g^2}{K}\right) \hat{n} \\ &\quad + \left(\frac{E}{2} + \frac{g^2}{2K}\right) \sigma_Z - \frac{2g^2}{K} \hat{n} |\uparrow\rangle \langle \uparrow|. \end{aligned} \quad (\text{A12})$$

The last term  $-\frac{2g^2}{K} \hat{n} |\uparrow\rangle \langle \uparrow|$  provides the desired interaction described in Eq. (24). Although the other terms induce unwanted phase shift, we can correct this by using Z-rotation gates.

## Appendix B: Logical single qubit rotations with detecting single-photon loss

Let us explain the effect of single-photon loss during single-qubit rotations. We assume that an initial state  $\rho(0)$  is within an even parity photon number subspace. It is known that [41, 88, 89], for the Lindblad equation,

$$\dot{\rho} = \gamma(\hat{a}\rho\hat{a}^\dagger - \frac{1}{2}\{\hat{a}^\dagger\hat{a}, \rho\}), \quad (\text{B1})$$

the error channels for a given initial state  $\rho(0)$  are analytically given by,

$$\rho(t) = \sum_{l=0} \hat{E}_l(t) \rho(0) \hat{E}_l^\dagger(t). \quad (\text{B2})$$

where

$$\hat{E}_l(t) = \sqrt{\frac{(1 - e^{-\gamma t})^l}{l!}} e^{-\frac{\gamma t}{2} \hat{n}} \hat{a}^l. \quad (\text{B3})$$

The state after projecting the state into even photon-number subspace is

$$\hat{P}\rho(t)\hat{P} = \sum_{l=0} \hat{E}_{2l}(t) \rho(0) \hat{E}_{2l}^\dagger(t). \quad (\text{B4})$$

In small  $t$  region, this state is approximately equal to,

$$\hat{E}_0(t) \rho(0) \hat{E}_0^\dagger(t) = e^{-\frac{\gamma t}{2} \hat{n}} \rho(0) e^{-\frac{\gamma t}{2} \hat{n}}. \quad (\text{B5})$$

This means that, when we perform quantum error detection and no error is detected, the state is affected by the following error channel:

$$\hat{E}_0(t) = e^{-\frac{\gamma t}{2} \hat{n}}. \quad (\text{B6})$$

This dynamics can be described by the following non-Hermitian Hamiltonian:

$$-i\frac{\gamma}{2} \hat{n}. \quad (\text{B7})$$

This means that our logical single-qubit rotation can be calculated by the original Hamiltonian with this additional non-Hermitian term (B7).



The effective Hamiltonian for the logical  $Z$  rotation is described as

$$\hat{H}_Z = K\hat{n}^2 + (\Delta - K - i\frac{\gamma}{2})\hat{n}. \quad (\text{B8})$$

By expanding this Hamiltonian with the basis of  $|0\rangle$  and  $|2\rangle$ , we obtain the corresponding matrix representation as,

$$\begin{pmatrix} \langle 0|\hat{H}_Z|0\rangle & \langle 2|\hat{H}_Z|0\rangle \\ \langle 0|\hat{H}_Z|2\rangle & \langle 2|\hat{H}_Z|2\rangle \end{pmatrix} = \begin{pmatrix} 0 & 0 \\ 0 & 2K + 2\Delta - i\gamma \end{pmatrix}. \quad (\text{B9})$$

The real part of the eigenvalue of the non-Hermitian Hamiltonian represents the resonant energy while the imaginary part represents the decay rate [90, 91].

On the other hand, when we consider the logical  $X$

rotation, the effective Hamiltonian is represented by,

$$\hat{H}_X = K\hat{n}(\hat{n} - 2) - i\frac{\gamma}{2}\hat{n} + p(\hat{a}^2 + \hat{a}^{\dagger 2}), \quad (\text{B10})$$

and its matrix representation for the logical states is

$$\begin{pmatrix} \langle 0|\hat{H}_X|0\rangle & \langle 2|\hat{H}_X|0\rangle \\ \langle 0|\hat{H}_X|2\rangle & \langle 2|\hat{H}_X|2\rangle \end{pmatrix} = \begin{pmatrix} 0 & \sqrt{2}p \\ \sqrt{2}p & -i\gamma \end{pmatrix}. \quad (\text{B11})$$

The eigenvalues of the Hamiltonian is

$$\frac{-i\gamma \pm \sqrt{8p^2 - \gamma^2}}{2}. \quad (\text{B12})$$

The angular frequency of the logical  $X$  rotation is  $\sqrt{8p^2 - \gamma^2}$  and it means that the decay rate  $\gamma$  leads to an effective delay of the logical  $X$  rotation. It is known that when we perform the  $X$  rotation, the dephasing channel  $\hat{L} = \hat{a}^\dagger \hat{a}$  also brings similar change of the angular frequency [92].

- 
- [1] A. Peres, Reversible logic and quantum computers, *Physical Review A* **32**, 3266 (1985).
- [2] M. Nielsen and I. Chuang, *Quantum Computation and Quantum Information: 10th Anniversary Edition* (Cambridge University Press, 2010).
- [3] B. M. Terhal, Quantum error correction for quantum memories, *Reviews of Modern Physics* **87**, 307 (2015).
- [4] D. Suter and G. A. Álvarez, Colloquium: Protecting quantum information against environmental noise, *Reviews of Modern Physics* **88**, 041001 (2016).
- [5] J. Roffe, Quantum error correction: an introductory guide, *Contemporary Physics* **60**, 226 (2019).
- [6] P. Shor, Fault-tolerant quantum computation, in *Proceedings of 37th Conference on Foundations of Computer Science* (1996) pp. 56–65.
- [7] D. Gottesman, Stabilizer codes and quantum error correction (1997), [arXiv:quant-ph/9705052](https://arxiv.org/abs/quant-ph/9705052) [quant-ph].
- [8] G. P. Berman, D. K. Campbell, and V. I. Tsifrinovich, Error correction for a spin quantum computer, *Physical Review B* **55**, 5929 (1997).
- [9] S. Bravyi and A. Kitaev, Universal quantum computation with ideal clifford gates and noisy ancillas, *Physical Review A* **71**, 022316 (2005).
- [10] A. G. Fowler, M. Mariantoni, J. M. Martinis, and A. N. Cleland, Surface codes: Towards practical large-scale quantum computation, *Physical Review A* **86**, 032324 (2012).
- [11] W. Dür, M. Skotiniotis, F. Froewis, and B. Kraus, Improved quantum metrology using quantum error correction, *Physical Review Letters* **112**, 080801 (2014).
- [12] E. M. Kessler, I. Lovchinsky, A. O. Sushkov, and M. D. Lukin, Quantum error correction for metrology, *Physical Review Letters* **112**, 150802 (2014).
- [13] T. Uden, P. Balasubramanian, D. Louzon, Y. Vinkler, M. B. Plenio, M. Markham, D. Twitchen, A. Stacey, I. Lovchinsky, A. O. Sushkov, *et al.*, Quantum metrology enhanced by repetitive quantum error correction, *Physical review letters* **116**, 230502 (2016).
- [14] Y. Matsuzaki and S. Benjamin, Magnetic-field sensing with quantum error detection under the effect of energy relaxation, *Physical Review A* **95**, 032303 (2017).
- [15] W. Wang, Z.-J. Chen, X. Liu, W. Cai, Y. Ma, X. Mu, X. Pan, Z. Hua, L. Hu, Y. Xu, H. Wang, Y. P. Song, X.-B. Zou, C.-L. Zou, and L. Sun, Quantum-enhanced radiometry via approximate quantum error correction, *Nature Communications* **13**, 3214 (2022).
- [16] Y. Ouyang and G. K. Brennen, Quantum error correction on symmetric quantum sensors (2023), [arXiv:2212.06285](https://arxiv.org/abs/2212.06285) [quant-ph].
- [17] A. Ekert and C. Macchiavello, Quantum error correction for communication, *Physical Review Letters* **77**, 2585 (1996).
- [18] A. G. Fowler, D. S. Wang, C. D. Hill, T. D. Ladd, R. Van Meter, and L. C. L. Hollenberg, Surface code quantum communication, *Physical Review Letters* **104**, 180503 (2010).
- [19] E. Knill, R. Laflamme, and L. Viola, Theory of quantum error correction for general noise, *Physical Review Letters* **84**, 2525 (2000).
- [20] N. M. Linke, M. Gutierrez, K. A. Landsman, C. Figgatt, S. Debnath, K. R. Brown, and C. Monroe, Fault-tolerant quantum error detection, *Science Advances* **3**, e1701074 (2017).
- [21] S. Rosenblum, P. Reinhold, M. Mirrahimi, L. Jiang, L. Frunzio, and R. J. Schoelkopf, Fault-tolerant detection of a quantum error, *Science* **361**, 266 (2018).
- [22] J. R. McClean, Z. Jiang, N. C. Rubin, R. Babbush, and H. Neven, Decoding quantum errors with subspace expansions, *Nature Communications* **11**, 636 (2020).
- [23] K. Tsubouchi, Y. Suzuki, Y. Tokunaga, N. Yoshioka, and S. Endo, Virtual quantum error detection, *Physical Review A* **108**, 042426 (2023).
- [24] N. Goss, A. Morvan, B. Marinelli, B. K. Mitchell, L. B. Nguyen, R. K. Naik, L. Chen, C. Jünger, J. M. Kreikebaum, D. I. Santiago, J. J. Wallman, and I. Siddiqi, High-fidelity qutrit entangling gates for superconducting cir-

- circuits, *Nature Communications* **13**, 7481 (2022).
- [25] S. Endo, Y. Suzuki, K. Tsubouchi, R. Asaoka, K. Yamamoto, Y. Matsuzaki, and Y. Tokunaga, Quantum error mitigation for rotation symmetric bosonic codes with symmetry expansion (2022), [arXiv:2211.06164 \[quant-ph\]](https://arxiv.org/abs/2211.06164).
- [26] R. Acharya, I. Aleiner, R. Allen, T. I. Andersen, M. Ansmann, F. Arute, K. Arya, A. Asfaw, J. Atalaya, R. Babush, D. Bacon, J. C. Bardin, J. Basso, A. Bengtsson, S. Boixo, G. Bortoli, A. Bourassa, J. Bovaird, L. Brill, M. Broughton, B. B. Buckley, D. A. Buell, T. Burger, B. Burkett, N. Bushnell, Y. Chen, Z. Chen, B. Chiaro, J. Cogan, R. Collins, P. Conner, W. Courtney, A. L. Crook, B. Curtin, D. M. Debroy, A. D. T. Barba, S. Demura, A. Dunsworth, D. Eppens, C. Erickson, L. Faoro, E. Farhi, R. Fatemi, L. F. Burgos, E. Forati, A. G. Fowler, B. Foxen, W. Giang, C. Gidney, D. Gilboa, M. Giustina, A. G. Dau, J. A. Gross, S. Habegger, M. C. Hamilton, M. P. Harrigan, S. D. Harrington, O. Higgott, J. Hilton, M. Hoffmann, S. Hong, T. Huang, A. Huff, W. J. Huggins, L. B. Ioffe, S. V. Isakov, J. Iveland, E. Jeffrey, Z. Jiang, C. Jones, P. Juhas, D. Kafri, K. Kechedzhi, J. Kelly, T. Khatyar, M. Khezri, M. Kieferová, S. Kim, A. Kitaev, P. V. Klimov, A. R. Klots, A. N. Korotkov, F. Kostritsa, J. M. Kreikebaum, D. Landhuis, P. Laptev, K.-M. Lau, L. Laws, J. Lee, K. Lee, B. J. Lester, A. Lill, W. Liu, A. Locharla, E. Lucero, F. D. Malone, J. Marshall, O. Martin, J. R. McClean, T. Mccourt, M. McEwen, A. Megrant, B. M. Costa, X. Mi, K. C. Miao, M. Mohseni, S. Montazeri, A. Morvan, E. Mount, W. Mruczkiewicz, O. Naaman, M. Neeley, C. Neill, A. Nersisyan, H. Neven, M. Newman, J. H. Ng, A. Nguyen, M. Nguyen, M. Y. Niu, T. E. O'Brien, A. Opremcak, J. Platt, A. Petukhov, R. Potter, L. P. Pryadko, C. Quintana, P. Roushan, N. C. Rubin, N. Saei, D. Sank, K. Sankaragomathi, K. J. Satzinger, H. F. Schurkus, C. Schuster, M. J. Shearn, A. Shorter, V. Shvarts, J. Skrzynny, V. Smelyanskiy, W. C. Smith, G. Sterling, D. Strain, M. Szalay, A. Torres, G. Vidal, B. Villalonga, C. V. Heidweiller, T. White, C. Xing, Z. J. Yao, P. Yeh, J. Yoo, G. Young, A. Zalcman, Y. Zhang, and N. Zhu (Google Quantum AI), Suppressing quantum errors by scaling a surface code logical qubit, *Nature* **614**, 676 (2023).
- [27] D. Bluvstein, S. J. Evered, A. A. Geim, S. H. Li, S. H. Li, H. Zhou, T. Manovitz, S. Ebadi, M. Cain, M. Kalinowski, D. Hangleiter, J. P. B. Ataiades, N. Maskara, I. Cong, X. Gao, P. S. Rodriguez, T. Karolyshyn, G. Semeghini, M. J. Gullans, M. Greiner, V. Vuletić, and M. D. Lukin, Logical quantum processor based on reconfigurable atom arrays, *Nature* **626**, 58 (2023).
- [28] V. V. Albert, K. Noh, K. Duivenvoorden, D. J. Young, R. T. Brierley, P. Reinhold, C. Vuillot, L. Li, C. Shen, S. M. Girvin, B. M. Terhal, and L. Jiang, Performance and structure of single-mode bosonic codes, *Physical Review A* **97**, 032346 (2018).
- [29] A. L. Grimsmo, J. Combes, and B. Q. Baragiola, Quantum computing with rotation-symmetric bosonic codes, *Physical Review X* **10**, 011058 (2020).
- [30] T. Hillmann, F. Quijandría, A. L. Grimsmo, and G. Ferrini, Performance of teleportation-based error-correction circuits for bosonic codes with noisy measurements, *PRX Quantum* **3**, 020334 (2022).
- [31] T. Tsumoda, J. D. Teoh, W. D. Kalfus, S. J. de Graaf, B. J. Chapman, J. C. Curtis, N. Thakur, S. M. Girvin, and R. J. Schoelkopf, Error-detectable bosonic entangling gates with a noisy ancilla, *PRX Quantum* **4**, 020354 (2023).
- [32] K. Mizuno, T. Takenaka, I. Mahboob, and S. Saito, Effect of decoherence for gate operations on a superconducting bosonic qubit, *New Journal of Physics* **25**, 033007 (2023).
- [33] D. S. Schlegel, F. Minganti, and V. Savona, Quantum error correction using squeezed schrödinger cat states, *Physical Review A* **106**, 022431 (2022).
- [34] K. Fukui, High-threshold fault-tolerant quantum computation with the gottesman-kitaev-preskill qubit under noise in an optical setup, *Physical Review A* **107**, 052414 (2023).
- [35] B. Royer, S. Singh, and S. Girvin, Encoding qubits in multimode grid states, *PRX Quantum* **3**, 010335 (2022).
- [36] W. Cai, Y. Ma, W. Wang, C.-L. Zou, and L. Sun, Bosonic quantum error correction codes in superconducting quantum circuits, *Fundamental Research* **1**, 50 (2021).
- [37] Z. Leghtas, G. Kirchmair, B. Vlastakis, R. J. Schoelkopf, M. H. Devoret, and M. Mirrahimi, Hardware-efficient autonomous quantum memory protection, *Phys. Rev. Lett.* **111**, 120501 (2013).
- [38] M. Mirrahimi, Z. Leghtas, V. V. Albert, S. Touzard, R. J. Schoelkopf, L. Jiang, and M. H. Devoret, Dynamically protected cat-qubits: a new paradigm for universal quantum computation, *New Journal of Physics* **16**, 045014 (2014).
- [39] F. Minganti, N. Bartolo, J. Lolli, W. Casteels, and C. Ciuti, Exact results for schrödinger cats in driven-dissipative systems and their feedback control, *Scientific reports* **6**, 26987 (2016).
- [40] S. Kwon, S. Watabe, and J.-S. Tsai, Autonomous quantum error correction in a four-photon kerr parametric oscillator, *npj Quantum Information* **8**, 40 (2022).
- [41] M. H. Michael, M. Silveri, R. T. Brierley, V. V. Albert, J. Salmilehto, L. Jiang, and S. M. Girvin, New class of quantum error-correcting codes for a bosonic mode, *Physical Review X* **6**, 031006 (2016).
- [42] L. Hu, Y. Ma, W. Cai, X. Mu, Y. Xu, W. Wang, Y. Wu, H. Wang, Y. P. Song, C.-L. Zou, S. M. Girvin, L.-M. Duan, and L. Sun, Quantum error correction and universal gate set operation on a binomial bosonic logical qubit, *Nature Physics* **15**, 503 (2019).
- [43] D. Gottesman, A. Kitaev, and J. Preskill, Encoding a qubit in an oscillator, *Physical Review A* **64**, 012310 (2001).
- [44] S. Konno, W. Asavanant, K. Fukui, A. Sakaguchi, F. Hanamura, P. Marek, R. Filip, J.-i. Yoshikawa, and A. Furusawa, Non-clifford gate on optical qubits by nonlinear feedforward, *Physical Review Research* **3**, 043026 (2021).
- [45] J. Hastrup, M. V. Larsen, J. S. Neergaard-Nielsen, N. C. Menicucci, and U. L. Andersen, Unsuitability of cubic phase gates for non-clifford operations on gottesman-kitaev-preskill states, *Physical Review A* **103**, 032409 (2021).
- [46] B. Royer, S. Singh, and S. M. Girvin, Stabilization of finite-energy gottesman-kitaev-preskill states, *Physical Review Letters* **125**, 260509 (2020).
- [47] B. de Neeve, T.-L. Nguyen, T. Behrle, and J. P. Home, Error correction of a logical grid state qubit by dissipative pumping, *Nature Physics* **18**, 296 (2022).
- [48] K. K. Sabapathy and C. Weedbrook, On states as re-

- source units for universal quantum computation with photonic architectures, *Physical Review A* **97**, 062315 (2018).
- [49] S. S. Elder, C. S. Wang, P. Reinhold, C. T. Hann, K. S. Chou, B. J. Lester, S. Rosenblum, L. Frunzio, L. Jiang, and R. J. Schoelkopf, High-fidelity measurement of qubits encoded in multilevel superconducting circuits, *Physical Review X* **10**, 011001 (2020).
- [50] G. J. Milburn and C. A. Holmes, Quantum coherence and classical chaos in a pulsed parametric oscillator with a kerr nonlinearity, *Physical Review A* **44**, 4704 (1991).
- [51] B. Wielinga and G. J. Milburn, Quantum tunneling in a kerr medium with parametric pumping, *Physical Review A* **48**, 2494 (1993).
- [52] P. T. Cochrane, G. J. Milburn, and W. J. Munro, Macroscopically distinct quantum-superposition states as a bosonic code for amplitude damping, *Physical Review A* **59**, 2631 (1999).
- [53] H. Goto, Bifurcation-based adiabatic quantum computation with a nonlinear oscillator network, *Scientific Reports* **6**, 21686 (2016).
- [54] S. Puri, S. Boutin, and A. Blais, Engineering the quantum states of light in a kerr-nonlinear resonator by two-photon driving, *npj Quantum Information* **3**, 18 (2017).
- [55] C. H. Meaney, H. Nha, T. Duty, and G. J. Milburn, Quantum and classical nonlinear dynamics in a microwave cavity, *EPJ Quantum Technology* **1**, 7 (2014).
- [56] Z. Wang, M. Pechal, E. A. Wollack, P. Arrangoiz-Arriola, M. Gao, N. R. Lee, and A. H. Safavi-Naeini, Quantum dynamics of a few-photon parametric oscillator, *Physical Review X* **9**, 021049 (2019).
- [57] A. Grimm, N. E. Frattini, S. Puri, S. O. Mundhada, S. Touzard, M. Mirrahimi, S. M. Girvin, S. Shankar, and M. H. Devoret, Stabilization and operation of a kerr-cat qubit, *Nature* **584**, 205 (2020).
- [58] T. Yamaji, S. Kagami, A. Yamaguchi, T. Satoh, K. Koshino, H. Goto, Z. R. Lin, Y. Nakamura, and T. Yamamoto, Spectroscopic observation of the crossover from a classical duffing oscillator to a kerr parametric oscillator, *Physical Review A* **105**, 023519 (2022).
- [59] W. Pfaff, C. J. Axline, L. D. Burkhardt, U. Vool, P. Reinhold, L. Frunzio, L. Jiang, M. H. Devoret, and R. J. Schoelkopf, Controlled release of multiphoton quantum states from a microwave cavity memory, *Nature Physics* **13**, 882 (2017).
- [60] F. Yan, P. Krantz, Y. Sung, M. Kjaergaard, D. L. Campbell, T. P. Orlando, S. Gustavsson, and W. D. Oliver, Tunable coupling scheme for implementing high-fidelity two-qubit gates, *Physical Review Applied* **10**, 054062 (2018).
- [61] J. Stehlik, D. M. Zajac, D. L. Underwood, T. Phung, J. Blair, S. Carnevale, D. Klaus, G. A. Keefe, A. Carniol, M. Kumph, M. Steffen, and O. E. Dial, Tunable coupling architecture for fixed-frequency transmon superconducting qubits, *Physical Review Letters* **127**, 080505 (2021).
- [62] N. Goss, A. Morvan, B. Marinelli, B. K. Mitchell, L. B. Nguyen, R. K. Naik, L. Chen, C. Jünger, J. M. Kreikebaum, D. I. Santiago, *et al.*, High-fidelity qutrit entangling gates for superconducting circuits, *Nature communications* **13**, 7481 (2022).
- [63] M. Born and V. Fock, Beweis des adiabatensatzes, *Zeitschrift für Physik* **51**, 165 (1928).
- [64] T. Kato, On the adiabatic theorem of quantum mechanics, *Journal of the Physical Society of Japan* **5**, 435 (1950).
- [65] A. Messiah, *Quantum Mechanics*, Dover books on physics No. 2 (Dover Publications, 1999).
- [66] A. Wallraff, D. I. Schuster, A. Blais, L. Frunzio, J. Majer, M. H. Devoret, S. M. Girvin, and R. J. Schoelkopf, Approaching unit visibility for control of a superconducting qubit with dispersive readout, *Physical Review Letters* **95**, 060501 (2005).
- [67] C. T. Hann, S. S. Elder, C. S. Wang, K. Chou, R. J. Schoelkopf, and L. Jiang, Robust readout of bosonic qubits in the dispersive coupling regime, *Physical Review A* **98**, 022305 (2018).
- [68] A. Blais, A. L. Grimsmo, S. M. Girvin, and A. Wallraff, Circuit quantum electrodynamics, *Reviews of Modern Physics* **93**, 025005 (2021).
- [69] S. Kohler, Dispersive readout: Universal theory beyond the rotating-wave approximation, *Physical Review A* **98**, 023849 (2018).
- [70] E. Schrödinger, An undulatory theory of the mechanics of atoms and molecules, *Physical Review* **28**, 1049 (1926).
- [71] V. Gorini, A. Kossakowski, and E. C. G. Sudarshan, Completely positive dynamical semigroups of N-level systems, *Journal of Mathematical Physics* **17**, 821 (1976).
- [72] G. Lindblad, On the generators of quantum dynamical semigroups, *Communications in Mathematical Physics* **48**, 119 (1976).
- [73] C. Wang, X. Li, H. Xu, Z. Li, J. Wang, Z. Yang, Z. Mi, X. Liang, T. Su, C. Yang, *et al.*, Towards practical quantum computers: Transmon qubit with a lifetime approaching 0.5 milliseconds, *npj Quantum Information* **8**, 3 (2022).
- [74] J. Bourassa, F. Beaudoin, J. M. Gambetta, and A. Blais, Josephson-junction-embedded transmission-line resonators: From kerr medium to in-line transmon, *Physical Review A* **86**, 013814 (2012).
- [75] H. Chono, T. Kanao, and H. Goto, Two-qubit gate using conditional driving for highly detuned kerr nonlinear parametric oscillators, *Physical Review Research* **4**, 043054 (2022).
- [76] J.-C. Besse, S. Gasparinetti, M. C. Collodo, T. Walter, A. Remm, J. Krause, C. Eichler, and A. Wallraff, Parity detection of propagating microwave fields, *Physical Review X* **10**, 011046 (2020).
- [77] U. von Lüpfke, Y. Yang, M. Bild, L. Michaud, M. Fadel, and Y. Chu, Parity measurement in the strong dispersive regime of circuit quantum acoustodynamics, *Nature Physics* **18**, 794 (2022).
- [78] T. Walter, P. Kurpiers, S. Gasparinetti, P. Magnard, A. Potočnik, Y. Salathé, M. Pechal, M. Mondal, M. Oppliger, C. Eichler, and A. Wallraff, Rapid high-fidelity single-shot dispersive readout of superconducting qubits, *Physical Review Applied* **7**, 054020 (2017).
- [79] I. Siddiqi, R. Vijay, M. Metcalfe, E. Boaknin, L. Frunzio, R. J. Schoelkopf, and M. H. Devoret, Dispersive measurements of superconducting qubit coherence with a fast latching readout, *Physical Review B* **73**, 054510 (2006).
- [80] D. Iyama, T. Kamiya, S. Fujii, H. Mukai, Y. Zhou, T. Nagase, A. Tomonaga, R. Wang, J.-J. Xue, S. Watabe, *et al.*, Observation and manipulation of quantum interference in a superconducting kerr parametric oscillator, *Nature Communications* **15**, 86 (2024).
- [81] A. Gilchrist, N. K. Langford, and M. A. Nielsen, Distance measures to compare real and ideal quantum processes, *Physical Review A* **71**, 062310 (2005).

- [82] M. A. Nielsen, A simple formula for the average gate fidelity of a quantum dynamical operation, *Physics Letters A* **303**, 249 (2002).
- [83] S. Greenaway, F. Sauvage, K. E. Khosla, and F. Mintert, Efficient assessment of process fidelity, *Physical Review Research* **3**, 033031 (2021).
- [84] M. D. Bowdrey, D. K. Oi, A. Short, K. Banaszek, and J. Jones, Fidelity of single qubit maps, *Physics Letters A* **294**, 258 (2002).
- [85] S. Krämer, D. Plankensteiner, L. Ostermann, and H. Ritsch, Quantumoptics.jl: A julia framework for simulating open quantum systems, *Computer Physics Communications* **227**, 109 (2018).
- [86] A. Brinkmann, Introduction to average hamiltonian theory. i. basics, *Concepts in Magnetic Resonance Part A* **45A**, e21414 (2016).
- [87] A. Blais, R.-S. Huang, A. Wallraff, S. M. Girvin, and R. J. Schoelkopf, Cavity quantum electrodynamics for superconducting electrical circuits: An architecture for quantum computation, *Physical Review A* **69**, 062320 (2004).
- [88] M. Ueda, Probability-density-functional description of quantum photodetection processes, *Quantum Optics: Journal of the European Optical Society Part B* **1**, 131 (1989).
- [89] I. L. Chuang, D. W. Leung, and Y. Yamamoto, Bosonic quantum codes for amplitude damping, *Physical Review A* **56**, 1114 (1997).
- [90] G. D’ambrosio and G. Isidori,  $C_p$  violation in kaon decays, *International Journal of Modern Physics A* **13**, 1 (1998).
- [91] Y. Mori and I. Tsutsui, Weak-value amplification and the lifetime of a decaying particle, *Physical Review A* **104**, 032202 (2021).
- [92] K. Kakuyanagi, Y. Matsuzaki, T. Baba, H. Nakano, S. Saito, and K. Semba, Characterization and control of measurement-induced dephasing on superconducting flux qubit with a josephson bifurcation amplifier, *Journal of the Physical Society of Japan* **85**, 104801 (2016).