

Stochastic expansion for the pricing of Asian and basket options*

Fabien Le Floch[†]

Abstract. We present closed analytical approximations for the pricing of basket options, also applicable to Asian options with discrete averaging under the Black-Scholes model with time-dependent parameters. The formulae are obtained by using a stochastic Taylor expansion around a log-normal proxy model and are found to be highly accurate for Asian options in practice as well as for vanilla options with discrete dividends.

Key words. Stochastic expansion, Asian option, basket option, Black-Scholes, arithmetic averaging, cash dividends.

1. Introduction. The buyer of a vanilla basket option of strike K and maturity T on underlying assets $(S_i)_{i=1,\dots,n}$ receives at maturity T $\max(\sum_{i=1}^n w_i S_i(T) - K)$ for a call and $\max(K - \sum_{i=1}^n w_i S_i(T))$ for a put. The weights w_i typically sum to one. The buyer of an Asian call option of strike K and averaging dates $(t_i)_{i=1,\dots,n}$ on an asset S receives $\max(\sum_{i=1}^n w_i S(t_i) - K)$. Under the Black-Scholes model with a term-structure of interest rates, dividend yields and volatilities, Asian options with discrete arithmetic averaging can be reduced to an equivalent vanilla basket option with a specific correlation structure. Asian (basket) options are particularly popular among commodity traders, but is also traded regularly in the foreign exchange and in the equity derivatives spaces.

There is no exact closed analytic formula for the pricing of arithmetic Asian or vanilla basket options. The problem has been widely studied. In the context of the Black-Scholes model, early valuation techniques were based on approximating the arithmetic mean by a geometric mean [17], or on moment matching against a lognormal distribution as in Levy [12]. Later, Curran [4] introduced a much more accurate pricing based on geometric conditioning which has been more recently further improved, by exploring better integration cutoffs and conditioning variables [5]. Ju proposed a third-order correction for the Levy moment matching in [9], while Zhou [19] looked at matching four moments with the log extended skew normal distribution. Beyond the Black-Scholes model, but restricted to Asian options, Zhang and Oosterlee propose an efficient method based on the Fourier cosine series for affine models with a known characteristic function in [18].

Here, we consider a Black-Scholes setting with time-dependent parameters, and propose a stochastic expansion using the geometric average as a proxy, following the ideas of Etoré and Gobet, who applied their expansion to price vanilla options with discrete dividends under the piecewise-lognormal model in [6], with further refinements in [11]. We start by deriving the first, second and third-order expansions and then evaluate their accuracy on a sample of previously published cases. This allows for a comparison with other accurate approximations.

2. Reductions to vanilla basket options.

*Date: March 15, 2024.

[†]fabien@2ipi.com

2.1. From Asian to basket. Let $F(0, t)$ be the forward price of the underlying asset from valuation time to the date t . In the Black-Scholes model with time-dependent parameters we have

$$F(0, t) = S(0)e^{\int_0^t r(s) - q(s) ds},$$

with r, q being the instantaneous interest rate and dividend yield and $S(t)$ the underlying asset spot at time t . Under the risk-neutral measure \mathbb{Q} , the forward price follows

$$dF(t, T) = F(t, T)\sigma(t) dW(t),$$

where W is a \mathbb{Q} -Brownian motion.

The buyer of an arithmetic Asian option of strike K and maturity T on an underlying S with observation dates $(t_i)_{i=1, \dots, n}$ with $t_n = T$, receives at maturity $\max(\sum_{i=1}^n w_i S(t_i) - K)$ for a call and $\max(K - \sum_{i=1}^n w_i S(t_i))$ for a put. It may be expressed as a basket option of strike K and maturity T on n underlying assets $(S_i)_{i=1, \dots, n}$. The covariance between the assets must match the covariance of S between different observation times, this means¹

$$(2.1) \quad \rho_{i,j} \sqrt{v_i v_j} = v_{i \wedge j},$$

where $\rho_{i,j}$ denotes the correlation between the assets S_i and S_j , $v_i = \int_0^{t_i} \sigma^2(s) ds$ being the total variance up to time t_i for the asset S . Each underlying asset forward to T must match the forwards of the single asset to t_i , meaning

$$(2.2) \quad F_i(0, T) = \mathbb{E}[S_i(T)] = \mathbb{E}[S(t_i)] = F(0, t_i) = S(0)e^{\int_0^{t_i} (r(s) - q(s)) ds}.$$

Thus, the arithmetic Asian option on S with observations t_i corresponds to a vanilla basket option on S_i with forwards to maturity $F_i(0, T)$, total variances v_i and correlations $\rho_{i,j}$ for $i, j = 1, \dots, n$.

2.2. Asian baskets. This may be extended to Asian baskets with payoff at maturity

$$\max \left(\sum_{i=1}^n w_i \sum_{j=1}^m \mu_j S_j(t_i) - K, 0 \right),$$

where $(\mu_j)_{j=1, \dots, m}$ are basket weights and S_j are the different assets with correlation $\rho_{j,l}$. We may define $n \times m$ assets $\hat{S}_{i+n(j-1)}$ with forward $F_j(t_i)$, total variance $\int_0^{t_i} \sigma_j^2(s) ds$, correlation

$$(2.3) \quad \hat{\rho}_{i+n(j-1), k+n(l-1)} = \rho_{j,l} \frac{\int_0^{t_i \wedge t_k} \sigma_j(s) \sigma_l(s) ds}{\sqrt{\int_0^{t_i} \sigma_j^2(s) ds \int_0^{t_k} \sigma_l^2(s) ds}},$$

for $(i, k) \in \{1, \dots, n\}^2$, $(j, l) \in \{1, \dots, m\}^2$. The Asian basket option is equivalent to a vanilla basket option on $\hat{S}_{i+n(j-1)}$ with weights $w_i \mu_j$.

¹We use the Itô isometry to obtain Equations 2.1 and 2.3.

2.3. Average strike options. A floating strike Asian (call) option paying at maturity T , $\max(S(T) - k \sum_{i=1}^n S(t_i))$, with k being a strike percentage, can be expressed as an equivalent fixed strike Asian (put) option [15]. Through this symmetry, the formulae given in this paper may be used to price floating (also known as average) strike options.

3. Expansions.

3.1. The proxy. An early technique, first explored by Vorst [17] to estimate the price of Asian options with arithmetic averaging is to approximate it by the geometric average option equivalent, because the geometric average of geometric Brownian motions is another geometric Brownian motion and can thus be priced with the usual Black-Scholes formula. This was extended to the more general cases of vanilla basket options by Gentle [7].

Under the risk-neutral measure \mathbb{Q} , the forward price for each asset follows

$$dF_i(t, T) = F_i(t, T)\sigma_i(t) dW_i(t),$$

where W_i is a \mathbb{Q} -Brownian motion, and we have $dW_i dW_j = \rho_{i,j} dt$. The payoff at maturity of the basket option reads

$$\begin{aligned} V(T) &= \left[\eta \left(\sum_{i=1}^n w_i S_i(T) - K \right) \right]^+ \\ &= \left(\sum_{i=1}^n w_i F_i(0, T) \right) \left[\eta \left(\sum_{i=1}^n \tilde{a}_i S_i^*(T) - K^* \right) \right]^+ = A \left[\eta \left(\sum_{i=1}^n \tilde{a}_i S_i^*(T) - K^* \right) \right]^+ \end{aligned}$$

with $\eta = \pm 1$ for a call (respectively a put) option and

$$\begin{aligned} \tilde{a}_i &= \frac{w_i F_i(0, T)}{A(T)}, \quad A = \sum_{i=1}^n w_i F_i(0, T), \quad K^* = \frac{K}{A}, \\ S_i^*(t) &= \frac{S_i(t)}{F_i(0, t)} = e^{-\frac{1}{2} \int_0^t \sigma_i^2(s) ds + \int_0^t \sigma_i(s) dW_i(s)}. \end{aligned}$$

We approximate the arithmetic average by the geometric average leading to

$$(3.1) \quad V(0) \approx B(0, T) A \mathbb{E} \left[\left(\eta \left(\prod_{i=1}^n S_i^*(T)^{a_i} - K^* \right) \right)^+ \right]$$

with $a_i = \tilde{a}_i$ as a specific case.

Let

$$G(T) = \prod_{i=1}^n S_i^*(T)^{a_i} = e^{\sum_{i=1}^n a_i \int_0^T \sigma_i^2(s) ds + \sum_{i=1}^n a_i \int_0^T \sigma_i(s) dW_i(s)}$$

We have

$$(3.2) \quad m(T) = \mathbb{E} [\ln G(T)] = -\frac{1}{2} \sum_{i=1}^n a_i v_i,$$

$$(3.3) \quad \tilde{\nu}^2(T) = \text{Var} [\ln G(T)] = \sum_{i,j=1}^n a_i a_j \rho_{i,j} \int_0^T \sigma_i(s) \sigma_j(s) ds.$$

with $v_i = \int_0^T \sigma_i^2(s) ds$.

Vorst [17], Gentle [7] propose to adjust the strike price of the geometric average option such that the expectation of the term inside the max function is preserved and use $\tilde{K}^* = K^* - (1 - \mathbb{E}[G(T)])$ instead of K^* . A different way to preserve the expectation consists in adjusting the spot side instead of the strike side:

$$(3.4) \quad V(0) \approx B(0, T) A \mathbb{E} \left[\left(\eta \left(\alpha \prod_{i=1}^n S_i^*(T)^{a_i} - K^* \right) \right)^+ \right]$$

with $\alpha = \frac{1}{\mathbb{E}[G(T)]}$ and $B(0, T)$ is the discount factor to the payment date. The latter is found to be more accurate in Borovykh [1].

Levy [12] matches not only the mean but also the variance of the arithmetic average by a lognormal distribution. We have

$$(3.5) \quad \nu_A^2 = \ln (\text{Var} [A(T)]) = \ln \left(\sum_{i,j=1}^n a_i a_j e^{\rho_{i,j} \int_0^T \sigma_i(s) \sigma_j(s) ds} \right) ..$$

We may adjust the a_i used in the geometric mean such that the variance of the geometric mean matches exactly the one of the arithmetic mean by using

$$(3.6) \quad a_i = \tilde{a}_i \frac{\nu_A}{\tilde{\nu}}.$$

Through Equation 3.3 and the definition of the factor α , we obtain the following formula for our Vorst Geometric (VG) and Vorst Levy (VL) approximations, using respectively $a_i = \tilde{a}_i$ and a_i as defined by Equation 3.6:

$$(3.7) \quad V(0) \approx A \cdot \text{Black}(1, K^*, \nu^2, T)$$

where $\text{Black}(F, K, v, T)$ denotes the Black-76 formula applied to the forward F , strike K and total variance v to maturity T and $\nu = \tilde{\nu}$ for the geometric approximation, $\nu = \nu_A$ for the Levy approximation. We have

$$(3.8) \quad \text{Black}(F, K, v, T) = \eta B(0, T) [F \Phi(\eta d_1) - K \Phi(\eta d_2)]$$

with $d_1 = \frac{1}{\sqrt{v}} (\ln \frac{F}{K} + \frac{1}{2} v)$, $d_2 = d_1 - \sqrt{v}$.

We will adopt the Vorst geometric formula with adjusted forward as proxy for our stochastic Taylor expansion. The Vorst geometric formula with strike shift would lead to slightly more complicated equations and exhibit a worse accuracy.

The Vorst Levy formula corresponds exactly to the Levy approximation, but defines a stochastic process based on the individual underlying asset processes. This will allow to define the stochastic expansions based on this alternative proxy as well.

3.2. First order expansion. Let $h(x) = \max(\eta x, 0)$, we apply a Taylor expansion of order-1 on h :

$$(3.9) \quad \mathbb{E} \left[B(0, T) h \left(\sum_{i=1}^n \tilde{a}_i S_i^*(T) - K^* \right) \right] = \mathbb{E} \left[B(0, T) h \left(\alpha \prod_{i=1}^n S_i^*(T)^{a_i} - K^* \right) \right] \\ + \mathbb{E} \left[B(0, T) \left(\sum_{i=1}^n \tilde{a}_i S_i^*(T) - \alpha \prod_{i=1}^n S_i^*(T)^{a_i} \right) h' \left(\alpha \prod_{i=1}^n S_i^*(T)^{a_i} - K^* \right) \right] \\ + \text{Error}_2(h)$$

where $\text{Error}_2(h) \leq c \cdot 2 \left(\left\| \sum_{i=1}^n \tilde{a}_i S_i^*(T) - \alpha \prod_{i=1}^n S_i^*(T)^{a_i} \right\|_3 \right)^2$. We may rewrite the second term using a derivative with regards to K^* , and interchange derivation and expectation (see Etoré and Gobet [6]) to obtain

$$(3.10) \quad \mathbb{E} \left[\left(\sum_{i=1}^n \tilde{a}_i S_i^*(T) - \alpha \prod_{i=1}^n S_i^*(T)^{a_i} \right) h' \left(\alpha \prod_{i=1}^n S_i^*(T)^{a_i} - K^* \right) \right] \\ = - \frac{\partial}{\partial K^*} \mathbb{E} \left[\left(\sum_{i=1}^n \tilde{a}_i S_i^*(T) - \alpha \prod_{i=1}^n S_i^*(T)^{a_i} \right) h \left(\alpha \prod_{i=1}^n S_i^*(T)^{a_i} - K^* \right) \right]$$

Let $G^* = \alpha G$, we have $\mathbb{E}[G^*(T)] = 1$ and G^* may be thus expressed as

$$G^*(T) = e^{-\frac{1}{2} \int_0^T \beta(s)^2 ds + \int_0^T \beta(s) dW_G(T)}$$

in probability, with W_G being a Brownian motion and $\beta^2(s) = \frac{\partial \nu^2(s)}{\partial s}$. We interpret $\frac{G^*(T)}{G^*(0)}$ as a change of measure on \mathcal{F}_T . Under the new induced measure \mathbb{Q}^G , $\tilde{W}_G(T) = W_G(T) - \int_0^T \beta(s) ds$ is a Brownian motion. Then $G^*(T)$ under \mathbb{Q}^G has the same law as $G^*(T)e^{\nu^2(T)}$ under \mathbb{Q} . Thus,

$$(3.11) \quad \mathbb{E} [G^*(T) h'(G^*(T) - K^*)] = - \frac{\partial}{\partial K^*} \mathbb{E}^G \left[h \left(\tilde{G}^*(T) e^{\nu^2(T)} - K^* \right) \right].$$

The right hand side corresponds to the derivative of a vanilla option price under the Black model with forward $e^{\nu^2(T)}$, strike K^* and total variance $\nu^2(T)$.

In similar fashion we use a change of measure $\frac{S_i^*(T)}{S_i^*(0)}$ and define

$$\tilde{W}_i(t) = W_i(t) - \int_0^t \sigma_i(s) ds$$

to obtain

$$(3.12) \quad \mathbb{E} [S_i^*(T) h'(G^*(T) - K^*)] = - \frac{\partial}{\partial K^*} \mathbb{E}^i \left[h \left(\tilde{G}^*(T) e^{\sum_{j=1}^n a_j \int_0^T \rho_{i,j} \sigma_i(s) \sigma_j(s) ds} - K^* \right) \right].$$

We use Equation 3.11 and Equation 3.12 in Equation 3.10 to obtain the first order expansion

$$(3.13) \quad V_{\text{VG1}} = A \cdot \text{Black}(1, K^*, \nu^2, T) \\ + A \frac{\partial}{\partial K^*} \text{Black}(e^{\nu^2}, K^*, \nu^2, T) - A \sum_{i=1}^n \tilde{a}_i \frac{\partial}{\partial K^*} \text{Black}(e^{\bar{v}_i}, K^*, \nu^2, T).$$

with

$$(3.14) \quad \bar{v}_i = \sum_{l=1}^n a_l v_{i,l}, \quad v_{i,l} = \rho_{i,l} \int_0^T \sigma_i(s) \sigma_l(s) ds.$$

In particular, for an Asian, we have $v_{i,l} = \int_0^{t_i \wedge t_j} \sigma^2(s) ds$. For baskets, the volatilities are taken to be constant equal to each underlying implied volatility to maturity in practice and we have $v_{i,l} = \rho_{i,l} \sqrt{v_i v_l}$.

The relevant derivatives of the Black-76 formula are given in Appendix A. The formula with the Vorst Levy proxy is exactly the same, but uses different ν and a_i .

3.3. Second order expansion. The second-order Taylor expansion involves the additional term

$$\frac{1}{2} \frac{\partial}{\partial K^*} \mathbb{E} \left[\left(\sum_{i=1}^n \tilde{a}_i S_i^*(T) - \alpha \prod_{i=1}^n S_i^*(T)^{a_i} \right)^2 h \left(\alpha \prod_{i=1}^n S_i^*(T)^{a_i} - K^* \right) \right]$$

We decompose it into three terms. The first term involves only G^* , we perform two successive changes of measure around $\frac{G^*(T)}{G^*(0)}$ to obtain

$$\begin{aligned} \mathbb{E} [G^*(T)^2 h(G^*(T) - K)] &= \mathbb{E}^G \left[\tilde{G}^* e^{\nu^2(T)} h \left(\tilde{G}^* e^{\nu^2(T)} - K^* \right) \right] \\ &= e^{\nu^2(T)} \mathbb{E}^{G^2} \left[h \left(\tilde{G}^* e^{2\nu^2(T)} - K^* \right) \right]. \end{aligned}$$

The second term involves the cross product $S_i^*(T)G^*(T)$. We perform two successive changes of measure around $\frac{G^*(T)}{G^*(0)}$ and $\frac{S_i^*(T)}{S_i^*(0)}$ to obtain

$$\begin{aligned} \mathbb{E} [S_i^*(T)G^*(T)h(G^*(T) - K)] &= \\ \mathbb{E}^i \left[\tilde{G}^* e^{\sum_{j=1}^n a_j \int_0^T \rho_{i,j} \sigma_i(s) \sigma_j(s) ds} h \left(\tilde{G}^* e^{\sum_{j=1}^n a_j \int_0^T \rho_{i,j} \sigma_i(s) \sigma_j(s) ds} - K^* \right) \right] &= \\ e^{\sum_{j=1}^n a_j \int_0^T \rho_{i,j} \sigma_i(s) \sigma_j(s) ds} \mathbb{E}^{i,G} \left[h \left(\tilde{G}^* e^{\nu^2(T) + \sum_{j=1}^n a_j \int_0^T \rho_{i,j} \sigma_i(s) \sigma_j(s) ds} - K^* \right) \right]. \end{aligned}$$

The third term involves $S_i^*(T)S_j^*(T)$. We perform two successive changes of measure around $\frac{S_i^*(T)}{S_i^*(0)}$ and $\frac{S_j^*(T)}{S_j^*(0)}$ to obtain

$$\begin{aligned} \mathbb{E} [S_i^*(T)S_j^*(T)h(G^*(T) - K)] &= \\ \mathbb{E}^i \left[\tilde{S}_j^*(T) e^{\int_0^T \rho_{i,j} \sigma_i(s) \sigma_j(s) ds} h \left(\tilde{G}^* e^{\sum_{l=1}^n a_l \int_0^T \rho_{i,l} \sigma_i(s) \sigma_l(s) ds} - K^* \right) \right] &= \\ e^{\int_0^T \rho_{i,j} \sigma_i(s) \sigma_j(s) ds} \mathbb{E}^{i,j} \left[h \left(\tilde{G}^* e^{\sum_{l=1}^n a_l \left(\int_0^T \rho_{i,l} \sigma_i(s) \sigma_l(s) ds + \int_0^T \rho_{j,l} \sigma_j(s) \sigma_l(s) ds \right)} - K^* \right) \right]. \end{aligned}$$

Our formula for the second order expansion thus reads

$$\begin{aligned}
(3.15) \quad V_{\text{VG}2} &= A \cdot \text{Black}(1, K^*, \nu^2, T) \\
&+ A \frac{\partial}{\partial K^*} \text{Black}(e^{\nu^2}, K^*, \nu^2, T) - A \sum_{i=1}^n \tilde{a}_i \frac{\partial}{\partial K^*} \text{Black}(e^{\bar{v}_i}, K^*, \nu^2, T) \\
&+ \frac{A}{2} e^{\nu^2} \frac{\partial^2}{\partial K^{*2}} \text{Black}(e^{2\nu^2}, K^*, \nu^2, T) + \frac{A}{2} \sum_{i=1}^n \tilde{a}_i e^{\bar{v}_i} \frac{\partial^2}{\partial K^{*2}} \text{Black}(e^{\nu^2 + \bar{v}_i}, K^*, \nu^2, T) \\
&- A \sum_{i,j=1}^n \tilde{a}_i \tilde{a}_j e^{v_{i,j}} \frac{\partial^2}{\partial K^{*2}} \text{Black}(e^{\bar{v}_i + \bar{v}_j}, K^*, \nu^2, T) .
\end{aligned}$$

3.4. Third order expansion. The third order expansion adds the term

$$-\frac{1}{6} \frac{\partial}{\partial K^*} \mathbb{E} \left[\left(\sum_{i=1}^n \tilde{a}_i S_i^*(T) - \alpha \prod_{i=1}^n S_i^*(T)^{a_i} \right)^3 h \left(\alpha \prod_{i=1}^n S_i^*(T)^{a_i} - K^* \right) \right]$$

In similar fashion as for the second order, we perform three consecutive changes of measure involving $\frac{G^*(0)}{G^*(0)}$, $\frac{S_i^*(T)}{S_i^*(0)}$. This leads to our third order expansion Our formula for the second order expansion thus reads

$$\begin{aligned}
(3.16) \quad V_{\text{VG}3} &= A \cdot \text{Black}(1, K^*, \nu^2, T) \\
&+ A \frac{\partial}{\partial K^*} \text{Black}(e^{\nu^2}, K^*, \nu^2, T) - A \sum_{i=1}^n \tilde{a}_i \frac{\partial}{\partial K^*} \text{Black}(e^{\bar{v}_i}, K^*, \nu^2, T) \\
&+ \frac{A}{2} e^{\nu^2} \frac{\partial^2}{\partial K^{*2}} \text{Black}(e^{2\nu^2}, K^*, \nu^2, T) \\
&- A \sum_{i=1}^n \tilde{a}_i e^{\bar{v}_i} \frac{\partial^2}{\partial K^{*2}} \text{Black}(e^{\nu^2 + \bar{v}_i}, K^*, \nu^2, T) \\
&+ \frac{A}{2} \sum_{i,j=1}^n \tilde{a}_i \tilde{a}_j e^{v_{i,j}} \frac{\partial^2}{\partial K^{*2}} \text{Black}(e^{\bar{v}_i + \bar{v}_j}, K^*, \nu^2, T) \\
&+ \frac{A}{6} e^{2\nu^2} \frac{\partial^3}{\partial K^{*3}} \text{Black}(e^{3\nu^2}, K^*, \nu^2, T) \\
&- \frac{A}{2} \sum_{i=1}^n \tilde{a}_i e^{\nu^2 + 2\bar{v}_i} \frac{\partial^3}{\partial K^{*3}} \text{Black}(e^{2\nu^2 + \bar{v}_i}, K^*, \nu^2, T) \\
&+ \frac{A}{2} \sum_{i,j=1}^n \tilde{a}_i \tilde{a}_j e^{\bar{v}_i + \bar{v}_j + v_{i,j}} \frac{\partial^3}{\partial K^{*3}} \text{Black}(e^{\nu^2 + \bar{v}_i + \bar{v}_j}, K^*, \nu^2, T) \\
&- \frac{A}{6} \sum_{i,j,l=1}^n \tilde{a}_i \tilde{a}_j \tilde{a}_l e^{v_{i,l} + v_{j,l} + v_{i,j}} \frac{\partial^3}{\partial K^{*3}} \text{Black}(e^{\bar{v}_i + \bar{v}_j + \bar{v}_l}, K^*, \nu^2, T) ,
\end{aligned}$$

with $\bar{v}_i, v_{i,j}$ defined in Equation 3.14.

3.5. Symmetries. We may exploit the symmetries in the double and triple sums to reduce the number terms being summed and speed up the corresponding algorithm. In particular,

$$\begin{aligned} \sum_{i,j=1}^n \tilde{a}_i \tilde{a}_j e^{v_{i,j}} \frac{\partial^2}{\partial K^{\star 2}} \text{Black}(e^{\bar{v}_i + \bar{v}_j}, K^{\star}, \nu^2, T) &= \sum_{i=1}^n \tilde{a}_i^2 e^{v_{i,i}} \frac{\partial^2}{\partial K^{\star 2}} \text{Black}(e^{2\bar{v}_i}, K^{\star}, \nu^2, T) \\ &+ 2 \sum_{i=1}^n \sum_{j=1}^{i-1} \tilde{a}_i \tilde{a}_j e^{v_{i,j}} \frac{\partial^2}{\partial K^{\star 2}} \text{Black}(e^{\bar{v}_i + \bar{v}_j}, K^{\star}, \nu^2, T) . \end{aligned}$$

and

$$\begin{aligned} \sum_{i,j,l=1}^n \tilde{a}_i \tilde{a}_j \tilde{a}_l e^{v_{i,l} + v_{j,l} + v_{i,j}} \frac{\partial^3}{\partial K^{\star 3}} \text{Black}(e^{\bar{v}_i + \bar{v}_j + \bar{v}_l}, K^{\star}, \nu^2, T) &= \\ 6 \sum_{i=1}^n \sum_{j=1}^{i-1} \sum_{l=1}^{j-1} \tilde{a}_i \tilde{a}_j \tilde{a}_l e^{v_{i,l} + v_{j,l} + v_{i,j}} \frac{\partial^3}{\partial K^{\star 3}} \text{Black}(e^{\bar{v}_i + \bar{v}_j + \bar{v}_l}, K^{\star}, \nu^2, T) & \\ + 3 \sum_{i=1}^n \sum_{j=1}^{i-1} \tilde{a}_i \tilde{a}_j^2 e^{2v_{i,j} + v_{j,j}} \frac{\partial^3}{\partial K^{\star 3}} \text{Black}(e^{\bar{v}_i + 2\bar{v}_j}, K^{\star}, \nu^2, T) & \\ + 3 \sum_{i=1}^n \sum_{l=1}^{i-1} \tilde{a}_i^2 \tilde{a}_l e^{2v_{i,l} + v_{i,i}} \frac{\partial^3}{\partial K^{\star 3}} \text{Black}(e^{2\bar{v}_i + \bar{v}_l}, K^{\star}, \nu^2, T) & \\ + \sum_{i=1}^n \tilde{a}_i^3 e^{3v_{i,i}} \frac{\partial^3}{\partial K^{\star 3}} \text{Black}(e^{3\bar{v}_i}, K^{\star}, \nu^2, T) . & \end{aligned}$$

4. Numerical examples for Asian options.

4.1. Weekly. We start by reproducing the example of Ju [9, Table 4] of a weekly averaging call option of maturity 3 years with different strikes and volatilities in Table 1. It consists in 157 averaging dates, starting at the valuation date $t = 0$ and ending at the maturity date $t = T = 3$ years. We add the prices for the lower bound and refined conditioned moment matching lognormal approximation of [5] (respectively named "LB" and "Deelstra") as well as the first, second and third order stochastic expansions named "VLE-1", "VLE-2", "VLE-3". The reference prices are obtained by a quasi Monte-Carlo simulation with Brownian-bridge variance reduction on 32 million paths.

The Deelstra lower bound is found to be more accurate than the Curran geometric conditioning in [9]. We also report slightly lower errors for the Ju approximation than what is presented in [9], because the reference prices used in [9] are less precise than ours. The Ju approximation is slightly more accurate than the Deelstra lower bound. The second order stochastic expansion is significantly more accurate, and the third order expansion is of similar accuracy as the more refined Deelstra approximation. The VL proxy leads to slightly larger errors than the VG proxy.

Table 1: Prices of weekly averaging call options of maturity 3 years with different strikes K and volatilities σ , with a constant interest rate $r = 9\%$.

(σ, K)	MC	Ju	LB	Deelstra	VG1	VG2	VG3	VL3
(0.05, 95)	15.1197	15.1197	15.1197	15.1197	15.1197	15.1197	15.1197	15.1197
(0.05, 100)	11.3069	11.3069	11.3069	11.3069	11.3069	11.3070	11.3069	11.3069
(0.05, 105)	7.5561	7.5562	7.5561	7.5561	7.5561	7.5561	7.5561	7.5561
(0.10, 95)	15.2163	15.2165	15.2161	15.2163	15.2159	15.2163	15.2163	15.2163
(0.10, 100)	11.6390	11.6394	11.6388	11.6390	11.6387	11.6390	11.6390	11.6390
(0.10, 105)	8.3911	8.3913	8.3909	8.3911	8.3908	8.3911	8.3911	8.3911
(0.20, 95)	16.6342	16.6365	16.6322	16.6342	16.6317	16.6341	16.6342	16.6342
(0.20, 100)	13.7626	13.7634	13.7607	13.7626	13.7600	13.7625	13.7626	13.7626
(0.20, 105)	11.2146	11.2134	11.2128	11.2146	11.2118	11.2145	11.2146	11.2146
(0.30, 95)	19.0145	19.0179	19.0089	19.0145	19.0058	19.0140	19.0144	19.0144
(0.30, 100)	16.5766	16.5755	16.5712	16.5766	16.5675	16.5762	16.5766	16.5766
(0.30, 105)	14.3830	14.3774	14.3775	14.3830	14.3733	14.3827	14.3830	14.3830
(0.40, 95)	21.7269	21.7307	21.7148	21.7269	21.7056	21.7256	21.7268	21.7267
(0.40, 100)	19.5738	19.5690	19.5614	19.5738	19.5516	19.5727	19.5737	19.5737
(0.40, 105)	17.6110	17.5978	17.5979	17.6109	17.5878	17.6100	17.6109	17.6108
(0.50, 95)	24.5527	24.5583	24.5296	24.5527	24.5106	24.5498	24.5524	24.5523
(0.50, 100)	22.6115	22.6032	22.5871	22.6116	22.5679	22.6090	22.6113	22.6111
(0.50, 105)	20.8241	20.8023	20.7980	20.8242	20.7791	20.8219	20.8239	20.8238
RMSE		0.0068	0.0115	0.0000	0.0204	0.0011	0.0001	0.0002
MAE		0.0218	0.0262	0.0001	0.0450	0.0029	0.0002	0.0004

4.2. Monthly. We then consider the example of an Asian option of maturity 1 year with monthly averaging, on the HAL stock ticker, presented in [19]. The interest rate is chosen to be $r = 6\%$, the dividend yield $q = 0.97\%$, the volatility is $\sigma = 41.33\%$ and the spot price is $S = 30.78$. The 12 averaging dates are evenly² spread out. Figure 1 shows the error in price expressed in b.p. of the underlying spot. The reference prices are obtained with a quasi Monte-Carlo simulation on 128 million paths.

The first order expansion is of similar accuracy as the Deelstra lower bound approximation. The second order expansion is already very accurate, with maximum error well below 0.1 b.p., much lower than the error of the Deelstra lower bound approximation. In Zhou [19], their four moments matching is found to be comparable but slightly less accurate than the Deelstra lower bound. The third order and the Deelstra approximations are extremely accurate, below the Monte-Carlo sampling error, as evidenced by the wiggles in the error profile, with however a slightly larger error for the Deelstra approximation. Asian options with weekly averaging lead to similar observations. Again, the VL proxy leads to slightly larger errors than the VG

²We reproduce here the example of Zhou as is. It is a manufactured example albeit on realistic market data, as, in practice, the averaging dates are typically not exactly evenly spread out due to holidays and week-ends.

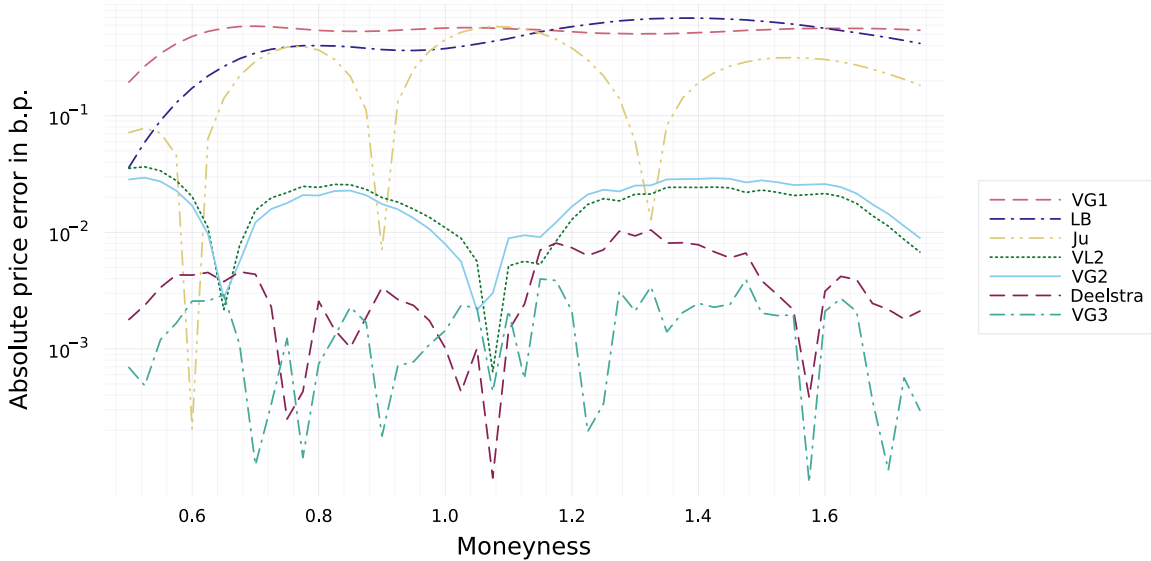


Figure 1: Error in the price of Asian options of maturity 1 year on HAL with monthly averaging, for a range of spot moneyness.

proxy.

4.3. Yearly. Finally, we study the more extreme examples of Lord [13]: yearly averaging call options of maturity 5 and 30 years. The 5 year options are on an asset of spot price $S = 100$, with interest rate $r = 5\%$, no dividend and a somewhat large volatility $\sigma = 50\%$ while the 30 year option use a volatility $\sigma = 25\%$. They respectively consist in 5 and 30 averaging dates. Tables 2 and 3 reproduce [13, Tables 7 and 9] and reports the error in basis points of the underlying spot for three strikes K of Asian moneyness

$$M = \frac{K}{\sum w_i F(0, t_i)} - 1.$$

We name LB(2,3) and Deelstra(2,3) the lower bound and conditioned lognormal moment matching approximations in Deelstra et al. [5] using δ_2 and f_3 as defined in their paper. We also test the Deelstra(3,3) variant with δ_3 and f_3 . For the (2,3) variant, the errors for LB and Deelstra match respectively what is reported in [13] as "LB_GA" and "Curran2M+". The maximum error of the (3,3) variant is slightly larger. The second and third order expansions are found to be nearly as accurate as the Deelstra conditioned lognormal moment matching approximation. The third order here does not appear to improve significantly over the second order. Figure 2 shows that the third-order is markedly more accurate if we widen the moneyness range. Again, the first order expansion exhibits a similar error as the Deelstra lower bound approximation.

For yearly options of maturity 30 years, Table 3 shows the first order expansion to be more accurate than the Ju and the LB(2,3) lower bound approximations. The Deelstra(3,3)

Table 2: Error in b.p. in the prices of yearly averaging call options of maturity 5 years with different strikes. $D(i,j)$ corresponds to the Deelstra(i,j) approximation with δ_i and f_j [5].

Strike	M	Ju	LB(2,3)	D(2,3)	D(3,3)	VG1	VG2	VG3	VL3
58.2370	-0.5	5.99	-7.93	-0.24	-0.43	-10.96	-0.20	0.19	0.31
116.4741	0.0	-2.62	-8.19	-0.03	0.06	-10.67	-0.37	-0.11	-0.14
174.7111	0.5	-9.27	-10.41	-0.21	-0.04	-10.27	0.45	-0.29	-0.23

Table 3: Error in b.p. in the prices of yearly averaging call options of maturity 30 years with different strikes. $D(i,j)$ corresponds to the Deelstra(i,j) approximation with δ_i and f_j [5].

Strike	M	Ju	LB(2,3)	D(2,3)	D(3,3)	VG1	VG2	VG3	VL3
118.9819	-0.5	10.30	-3.62	0.05	-0.10	-7.59	-0.51	0.06	0.12
237.9638	0.0	-2.43	-14.04	-0.29	0.05	-7.95	-0.43	-0.04	-0.08
356.9457	0.5	-12.39	-22.87	-0.48	0.03	-7.84	0.02	-0.10	-0.11

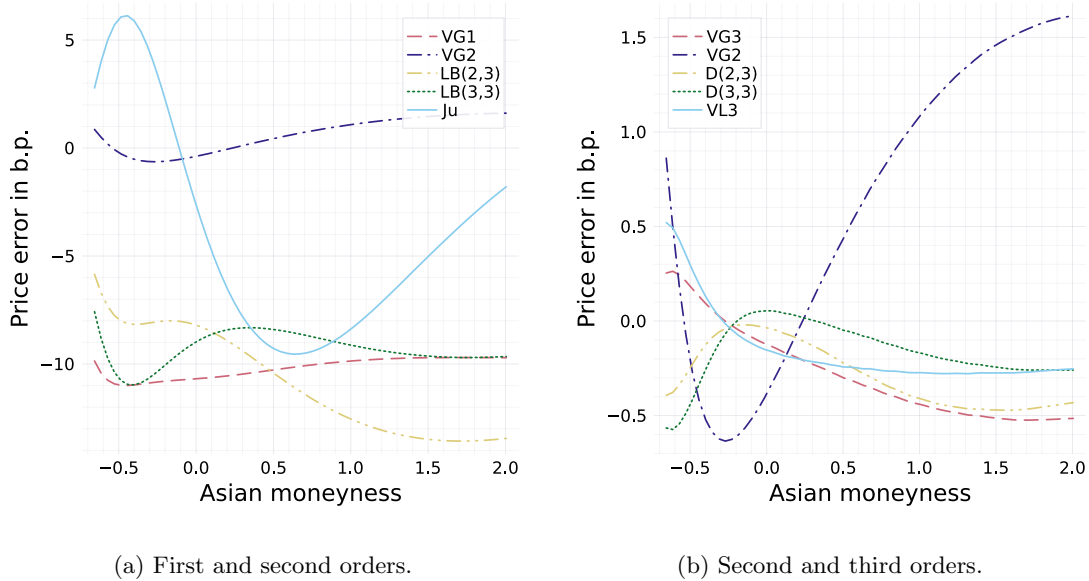


Figure 2: Error in the price of Asian options of maturity 5 years with yearly averaging.

performs slightly better than the Deelstra(2,3) on this example. The second order expansion is as accurate as the Deelstra(2,3) approximation within the range of Asian moneyness $[-0.5, 0.5]$ and becomes slightly less accurate for larger Asian moneyness (Figure 3). The third order expansions VG3 or VL3 allow to further reduce the error, but are still less accurate than the

best Deelstra(3,3) approximation further away from the money.

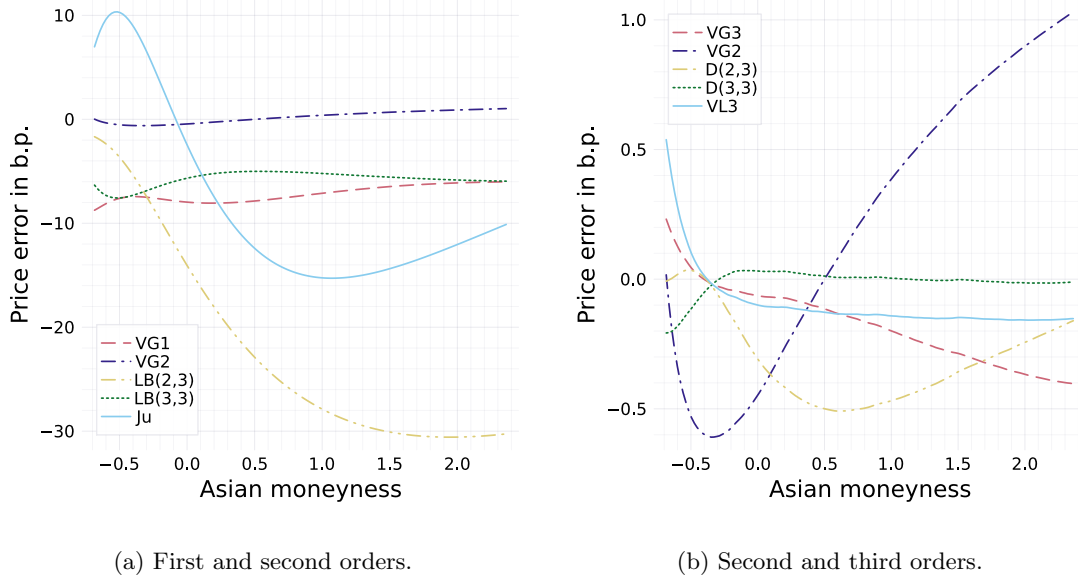


Figure 3: Error in the price of Asian options of maturity 30 years with yearly averaging.

4.4. Two remaining observations. We keep the same setting as the maturity 5 years in [13] but change the maturity to 1.1 year such that only two observations remain at $t = 0.1$ and $t = T = 1.1$. Figure 4 plots the error for a wide range of strikes.

The Ju approximation leads to a maximum error of 10 b.p., twice as large as the Deelstra lower bound approximations. The first order expansion is slightly less accurate than the Deelstra lower bound and the second order expansion is significantly more accurate (with a maximum error of around 1 b.p.). The third order expansion is nearly as accurate as the Deelstra conditioned moment matching approximations.

5. Numerical examples for basket options.

5.1. Accuracy on basket options. Krekel [10] tests various basket approximations in depth. We reproduce and apply some of the more significant tests to our new expansions. The first test consists in a relatively long term option of maturity 5 years, using the same volatility for each asset and the same cross correlation, but varying this correlation from 10% to 95% (Table 4). We include the results of a three moments matching to the shifted lognormal distribution (named MM3).

This very simple test already puts into evidence that the expansions on the VG proxy are accurate for correlations larger than 50%, the third order being the most accurate, but deteriorate as the correlation decreases to 10%. The expansions on the VL proxy are accurate across the whole range of correlations. Under the settings of this test, the first order expansion is equivalent to the Deelstra lower bound approximation.

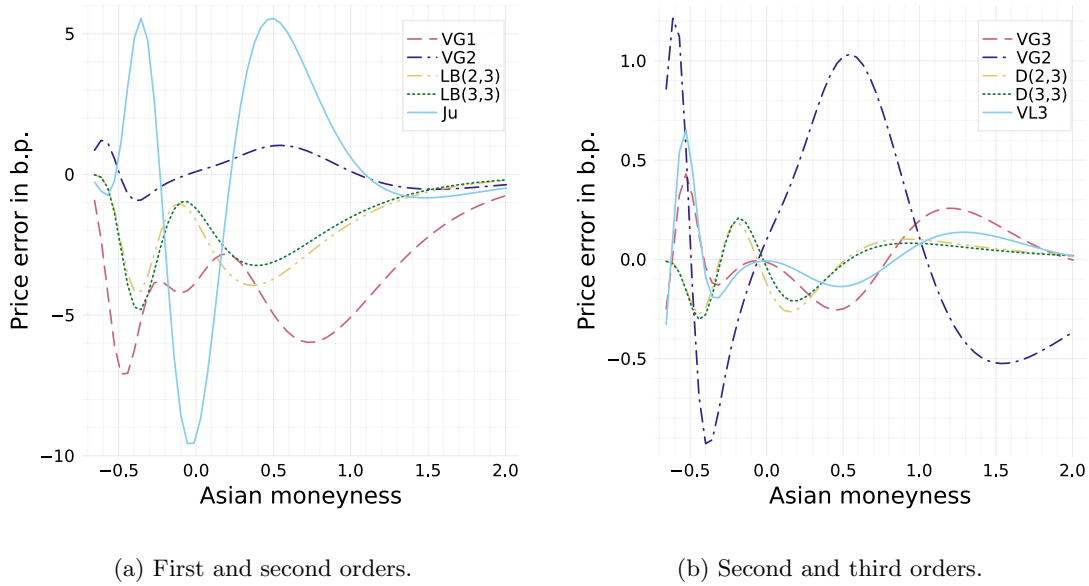


Figure 4: Error in the price of Asian options with observations at $t = 0.1$ and $t = 1.1$ year.

Table 4: Prices of vanilla basket options of maturity $T = 5$ years, with homogeneous volatilities $\sigma_i = 40\%$, varying the correlation $\rho_{i,j}$ for $i \neq j$.

ρ	MC	Ju	MM3	LB	Deelstra	VG1	VG2	VG3	VL3
0.10	21.692	21.766	21.619	20.124	21.609	20.124	22.224	21.440	21.612
0.30	25.029	25.052	24.994	24.209	24.987	24.209	25.212	24.961	24.985
0.50	28.007	28.013	27.995	27.633	27.990	27.633	28.059	27.994	27.996
0.70	30.743	30.743	30.740	30.620	30.738	30.620	30.752	30.741	30.742
0.80	32.041	32.041	32.041	31.989	32.040	31.989	32.044	32.041	32.041
0.95	33.919	33.919	33.919	33.916	33.919	33.916	33.919	33.919	33.919
RMSE		0.032	0.034	0.741	0.039	0.741	0.231	0.107	0.038
MAE		0.073	0.073	1.568	0.083	1.568	0.532	0.252	0.081

With a fixed correlation of 50%, the third order expansion has the same accuracy as the refined Deelstra approximation across a range of strikes (Table 5). The Ju approximation is the most accurate on this example where the volatilities are, again, homogeneous.

Next we consider at-the-money options, with a constant correlation at 50% but vary the homogeneous volatility from 5% to 100%. In practice, volatilities larger than 50% are exceptional for long term options. This test however puts in evidence the limits of applicability of some of the approximations. The expansions become inaccurate for large volatility $\sigma_i > 50\%$

Table 5: Prices of vanilla basket options of maturity $T = 5$ years, with homogeneous volatilities $\sigma_i = 40\%$ and correlation $\rho_{i,j} = 50\%$, for $i \neq j$, varying the strike K .

K	MC	Ju	MM3	LB	Deelstra	VG1	VG2	VG3	VL3
50.00	54.310	54.310	54.273	54.158	54.300	54.158	54.345	54.290	54.289
60.00	47.481	47.482	47.446	47.270	47.468	47.270	47.524	47.459	47.459
70.00	41.522	41.525	41.491	41.257	41.507	41.257	41.572	41.501	41.502
80.00	36.351	36.355	36.327	36.041	36.335	36.041	36.404	36.332	36.334
90.00	31.876	31.881	31.858	31.530	31.859	31.530	31.930	31.860	31.862
100.00	28.007	28.013	27.995	27.633	27.990	27.633	28.059	27.994	27.996
110.00	24.660	24.667	24.654	24.266	24.644	24.266	24.710	24.651	24.653
120.00	21.762	21.769	21.761	21.356	21.746	21.356	21.808	21.756	21.758
130.00	19.249	19.256	19.252	18.837	19.234	18.837	19.291	19.246	19.248
140.00	17.065	17.072	17.071	16.652	17.052	16.652	17.102	17.065	17.066
150.00	15.164	15.171	15.173	14.753	15.151	14.753	15.196	15.165	15.167
RMSE		0.005	0.021	0.347	0.015	0.347	0.045	0.014	0.013
MAE		0.007	0.036	0.413	0.017	0.413	0.053	0.022	0.021

for a maturity of 5 years (Table 8). The third order expansion clearly diverges as the volatility is increased. This is true for the two proxies, the VL proxy being more accurate in general for $\sigma_i \leq 50\%$ but worse for larger volatilities.

Inhomogeneous volatilities (Table 6) decrease the accuracy of the expansions slightly, but not significantly so, in contrast to the Ju approximation. This explains why the Ju approximation is not so good for Asian options.

5.2. Asian basket options on realistic market data. Previously, we looked at the accuracy using simple, manufactured market data in order to assess the loss of accuracy when a single parameter was changing. In this section, we consider Asian basket options on the more realistic market data of Beisser [5]. The basket consists in 5 stocks, with different forwards, volatilities and correlations. The averaging is monthly over the last 5 months. Figure 5 shows the error in basis points

$$\frac{V_{\text{approx}} - V_{\text{MC}}}{\sum_{j=1}^m \mu_j S_j(0)} \times 10000,$$

for three different maturities across a range of forward moneyness

$$\frac{K}{\sum_{i=1}^n \sum_{j=1}^m w_i \mu_j F_j(0, t_i)} - 1.$$

Although not displayed, the first order expansion is found to have nearly the same error profile as the Deelstra lower bound approximation. The higher order expansions are accurate for the 6 months and 1 year maturity, but degrade with the 5 years maturity, where the

Table 6: Prices of vanilla basket options of maturity $T = 5$ years, with inhomogeneous volatilities $\sigma_2 = \sigma_3 = \sigma_4 = \sigma$ but $\sigma_1 = 100\%$ and correlation $\rho_{i,j} = 50\%$, for $i \neq j$, varying the volatility σ .

σ	MC	Ju	MM3	LB	Deelstra	VG1	VG2	VG3	VL3
0.05	19.403	35.591	18.513	19.451	19.462	16.579	17.854	18.687	19.251
0.10	21.092	36.189	18.646	20.838	20.998	18.822	19.934	20.542	20.836
0.15	23.001	36.925	18.812	22.602	23.042	21.263	22.286	22.751	22.757
0.20	25.304	37.801	19.016	24.694	25.400	23.836	24.823	25.209	24.987
0.30	30.553	39.967	19.567	29.518	30.572	29.186	30.225	30.541	30.164
0.40	36.023	42.664	20.379	34.722	35.980	34.601	35.841	36.031	35.806
0.50	41.493	45.836	21.608	39.959	41.411	39.920	41.538	41.270	41.283
0.60	46.733	49.393	23.566	45.047	46.746	45.036	47.264	45.719	45.907
0.70	51.961	53.214	26.925	49.880	51.901	49.878	52.998	48.465	48.679
0.80	56.792	57.171	33.186	54.394	56.802	54.394	58.733	47.745	47.711
1.00	65.354	64.932	53.650	62.324	65.627	62.324	70.201	15.447	9.938
RMSE		9.527	15.633	1.610	0.079	2.081	1.726	15.351	16.964
MAE		16.139	25.006	3.086	0.217	3.086	4.791	49.963	55.416

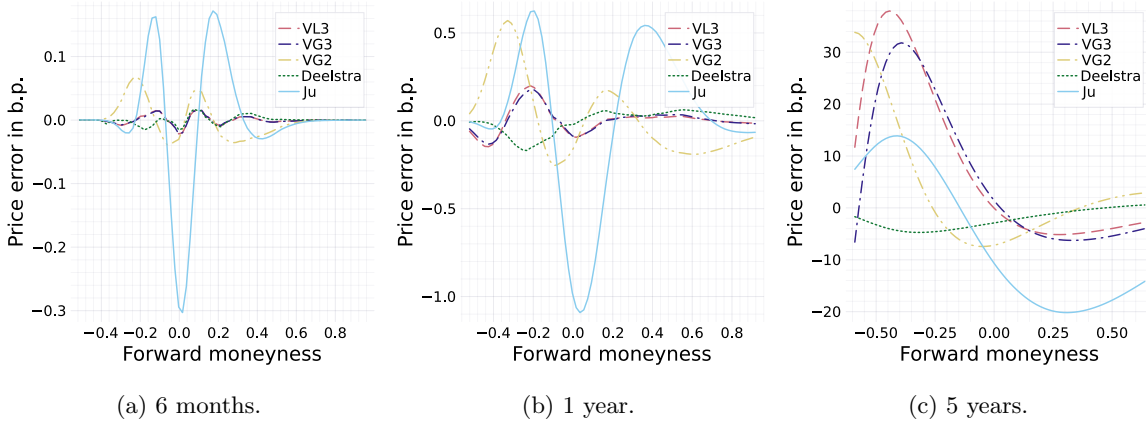


Figure 5: Error in the price of Asian basket options across a range of strikes, for three different maturities.

Deelstra conditioned moment matching leads to the smallest error. This is not too surprising in light of the previous tests: the volatility is kept the same for the long term option and for the short term option, so the total variance is significantly larger in the long term case, which degrades the expansions accuracy. If we scale the volatility by the square root of the time to maturity, the error of the 5 years option price becomes very similar to the one of the 1 year

option.

6. Numerical examples for vanilla options with cash dividends. Healy [8] shows that the problem of pricing vanilla option under the piecewise constant lognormal model, where the underlying asset jumps from the cash dividend amount at the ex-dividend date, can be reduced to a vanilla basket option pricing problem under the Black-Scholes model. We may thus use our new expansions for basket options to price vanilla options with cash dividends and assess their accuracy against the stochastic expansions of Etoré, Gobet and Le Floch [6, 11] and other discrete dividends approximations.

In Table 7, we reproduce the example of a 7-year option, with varying yearly dividend amounts, first presented in [16] and in [6]. The reference, named "FDM" is the price obtained

Table 7: Price of a call option of maturity 7 years, on an asset with spot price $S = 100$ paying yearly dividends of respective amounts 6, 6.5, 7, 7.5, 8, 8, 8, starting at $t_1 = 0.9$, with $r = 6\%$ and $\sigma = 25\%$.

Strike	FDM	VL3	VL2	LL3	EG3	GS	Deelstra
70	27.21395	27.21392	27.21367	27.21769	27.20498	27.26457	27.21395
100	19.48229	19.48226	19.48181	19.48478	19.47843	19.51519	19.48245
130	14.13026	14.13023	14.12969	14.13139	14.12933	14.15233	14.13046
MRE	N/A	2E-6	4E-5	1E-4	3E-4	2E-3	1E-5

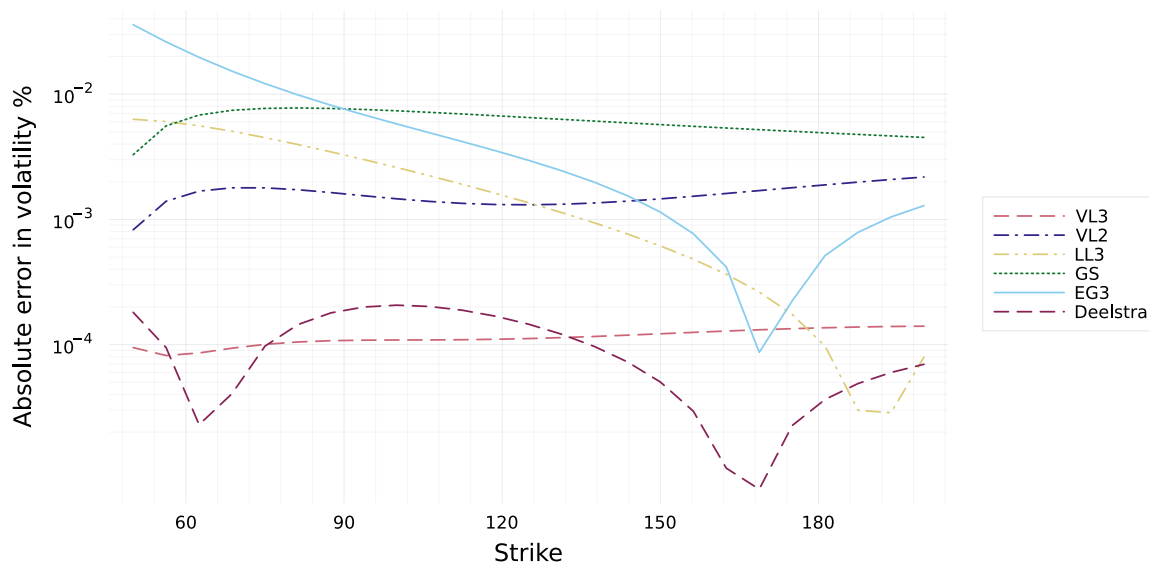


Figure 6: Error in the price of vanilla options of maturity 10 years with semi-annual dividends for a range of strikes.

by the TR-BDF2 finite difference method using 10,000 space steps and 3,650 time-steps and is accurate to the fifth decimal. We also give the values of the third order expansion from Etoré and Gobet [6] named "EG3", the third order expansion from Le Floc'h [11] named "LL3" and the approximation from Gocsei and Sahel [14] named "GS".

Figure 6 reproduces the example of a call option of maturity 10 years, on a stock of price $S = 100$, paying dividends of amount 2 on a semi-annual schedule, with the first dividend starting one day from the valuation date at $t_1 = 1/365$ presented in [14]. The interest rate is taken to be $r = 3\%$ and the volatility $\sigma = 25\%$.

On those two examples, the third order expansion on the Levy proxy is the most precise, and the second order expansion is more accurate than the third order expansions of Etoré, Gobet and Le Floc'h.

7. Conclusion. For Asian options, the second order expansion on the Vorst Geometric proxy is already very accurate, better than the third order formula of Ju or the Deelstra lower bound approximations. The third order expansion is comparable in accuracy to the more sophisticated Deelstra conditioning with moment matching. The stochastic expansions have the advantage of requiring no numerical solver and no numerical integration; they thus allow for a straightforward stable calculation of the greeks, and facilitate a robust implementation. The Vorst Levy proxy leads to a slightly worse accuracy of the prices.

The expansions do not fare as well on basket options. In particular for very large (not so realistic) volatilities, the expansions misbehave, especially the third order expansion. The expansions on the Vorst Geometric proxy are also not so accurate under mild correlations. The Vorst Levy proxy remediates this latter issue. In the context of commodity options, the assets are typically futures on the same commodity but of different maturities, and have a correlation close to one [3]. The payoff also often involves the arithmetic average of those futures prices: the contract is effectively an Asian basket option. Given such a correlation structure, the expansions would behave very well on those options.

When applied to price vanilla European options with cash dividends under the piecewise-lognormal model (by reducing the problem to a vanilla basket option pricing problem), the expansions are found to be the most precise against previously published approximations tailored to the specific case of cash dividends.

Further research may apply similar expansions to Asian spread options, using a double geometric approximation as proxy (see also [2]). Other possible extensions would be for Asian options under discrete dividends assumptions, Asian options under stochastic volatility models with a reasonably fast pricing of European options such as Schöbel-Zhu.

REFERENCES

- [1] A. BOROVYKH, *The pricing of an Asian option on a basket of futures (nederlandse titel: "het prijzen van aziatische opties op baskets van futures")*, Bachelor Thesis, (2013).
- [2] G. CASTELLACCI AND M. SICLARI, *Asian basket spreads and other exotic averaging options*, Energy Power Risk Management, (2003).
- [3] I. J. CLARK, *Commodity option pricing: a practitioner's guide*, John Wiley & Sons, 2014.
- [4] M. CURRAN, *Valuing Asian and portfolio options by conditioning on the geometric mean price*, Management science, 40 (1994), pp. 1705–1711.
- [5] G. DEELSTRA, I. DIALLO, AND M. VANMAELE, *Moment matching approximation of Asian basket option*

- prices, *Journal of computational and applied mathematics*, 234 (2010), pp. 1006–1016.
- [6] P. ETORÉ AND E. GOBET, *Stochastic expansion for the pricing of call options with discrete dividends*, *Applied Mathematical Finance*, 19 (2012), pp. 233–264.
- [7] D. GENTLE, *Basket weaving*, *Risk*, 6 (1993), pp. 51–52.
- [8] J. HEALY, *The pricing of vanilla options with cash dividends as a classic vanilla basket option problem*, arXiv preprint arXiv:2106.12971, (2021).
- [9] N. JU, *Pricing Asian and basket options via Taylor expansion*, *Journal of Computational Finance*, 5 (2002), pp. 79–103.
- [10] M. KREKEL, J. DE KOCK, R. KORN, AND T.-K. MAN, *An analysis of pricing methods for baskets options*, *Wilmott*, 3 (2004), pp. 82–89.
- [11] F. LE FLOCH, *More stochastic expansions for the pricing of vanilla options with cash dividends*, Available at SSRN 2698283, (2015).
- [12] E. LEVY, *Pricing European average rate currency options*, *Journal of International Money and Finance*, 11 (1992), pp. 474–491.
- [13] R. LORD, *Partially exact and bounded approximations for arithmetic Asian options*, Available at SSRN 678041, (2005).
- [14] F. SAHEL AND A. GOCSEI, *Matching sensitivities to discrete dividends: A new approach for pricing vanillas*, *Wilmott*, 2011 (2011), pp. 80–85.
- [15] J. VECER, *Unified pricing of Asian options*, *Risk*, 15 (2002), pp. 113–116.
- [16] M. H. VELLEKOOP AND J. W. NIEUWENHUIS, *Efficient pricing of derivatives on assets with discrete dividends*, *Applied Mathematical Finance*, 13 (2006), pp. 265–284.
- [17] T. VORST, *Prices and hedge ratios of average exchange rate options*, *International Review of Financial Analysis*, 1 (1992), pp. 179–193.
- [18] B. ZHANG AND C. W. OOSTERLEE, *Efficient pricing of European-style Asian options under exponential lévy processes based on fourier cosine expansions*, *SIAM Journal on Financial Mathematics*, 4 (2013), pp. 399–426.
- [19] J. ZHOU AND X. WANG, *Accurate closed-form approximation for pricing Asian and basket options*, *Applied stochastic models in business and industry*, 24 (2008), pp. 343–358.

Appendix A. Derivatives of the Black-76 formula towards the strike. The following formulae are used to compute the expansions in practice:

$$(A.1) \quad \frac{\partial}{\partial K} \text{Black}(F, K, v, T) = -\eta B(0, T) \Phi(\eta d_2),$$

$$(A.2) \quad \frac{\partial^2}{\partial K^2} \text{Black}(F, K, v, T) = \frac{B(0, T)}{K \sqrt{v}} \phi(d_2),$$

$$(A.3) \quad \frac{\partial^3}{\partial K^3} \text{Black}(F, K, v, T) = \frac{B(0, T)}{K^2 \sqrt{v}} \left(\frac{\phi(d_2)}{\sqrt{v}} - 1 \right),$$

where Φ , ϕ are the cumulative normal distribution function and the normal probability density function.

Appendix B. Additional tables.

Table 8: Prices of vanilla basket options of maturity $T = 5$ years, with homogeneous volatilities $\sigma_i = \sigma\%$ and correlation $\rho_{i,j} = 50\%$, for $i \neq j$, varying the volatility σ .

σ	MC	Ju	MM3	LB	Deelstra	VG1	VG2	VG3	VL3
0.05	3.526	3.526	3.526	3.525	3.526	3.525	3.526	3.526	3.526
0.10	7.050	7.050	7.050	7.043	7.050	7.043	7.050	7.050	7.050
0.15	10.570	10.570	10.570	10.548	10.569	10.548	10.570	10.570	10.570
0.20	14.083	14.083	14.083	14.032	14.082	14.032	14.085	14.083	14.083
0.30	21.078	21.080	21.079	20.912	21.072	20.912	21.091	21.078	21.078
0.40	28.009	28.013	27.995	27.633	27.990	27.633	28.059	27.994	27.996
0.50	34.826	34.843	34.730	34.147	34.796	34.147	34.986	34.737	34.750
0.60	41.488	41.519	41.044	40.412	41.450	40.412	41.881	41.070	41.119
0.70	47.940	47.967	46.471	46.390	47.907	46.390	48.768	46.363	46.502
0.80	54.128	54.095	50.433	52.050	54.120	52.050	55.705	48.888	49.139
1.00	65.354	64.932	53.650	62.324	65.627	62.324	70.201	15.447	9.938
RMSE		0.145	3.745	1.281	0.069	1.281	1.547	15.155	16.782
MAE		0.478	11.760	3.086	0.217	3.086	4.791	49.963	55.416