

## From Data to Decisions: The Transformational Power of Machine Learning in Business Recommendations

<sup>1</sup>Kapilya Gangadharan, <sup>2</sup>K. Malathi, <sup>3</sup>Anoop Purandaran, <sup>4</sup>Barathi Subramanian, and <sup>5</sup>Rathinaraja Jeyaraj

<sup>1</sup>R&D Engineer and Adjunct Faculty, Saveetha Institute of Medical and Technical Sciences, Chennai, India.

<sup>2</sup>Associate Professor, Saveetha Institute of Medical and Technical Sciences, Chennai, India.

<sup>3</sup>Lead Data Engineer, Lowes Companies Inc, Charlotte, NC, USA.

<sup>4</sup>Post-doctoral associate, Kyungpook National University, Daegu, South Korea.

<sup>5</sup>Post-doctoral fellow, University of Huston-Victoria, Texas, USA

**Abstract:** This research aims to explore the impact of Machine Learning (ML) on the evolution and efficacy of Recommendation Systems (RS), particularly in the context of their growing significance in commercial business environments. Methodologically, the study delves into the role of ML in crafting and refining these systems, focusing on aspects such as data sourcing, feature engineering, and the importance of evaluation metrics, thereby highlighting the iterative nature of enhancing recommendation algorithms. The deployment of Recommendation Engines (RE), driven by advanced algorithms and data analytics, is explored across various domains, showcasing their significant impact on user experience and decision-making processes. These engines not only streamline information discovery and enhance collaboration but also accelerate knowledge acquisition, proving vital in navigating the digital landscape for businesses. They contribute significantly to sales, revenue, and the competitive edge of enterprises by offering improved recommendations that align with individual customer needs. The research identifies the increasing expectation of users for a seamless, intuitive online experience, where content is personalized and dynamically adapted to changing preferences. Future research directions include exploring advancements in deep learning models, ethical considerations in the deployment of RS, and addressing scalability challenges. This study emphasizes the indispensability of comprehending and leveraging ML in RS for researchers and practitioners, to tap into the full potential of personalized recommendation in commercial business prospects.

**Keywords:** Business recommendation, data governance and management, machine learning, personalized recommendations, recommendation systems.

### 1. Introduction

Indeed, due to the growing popularity of the internet, changing personalization trends, and evolving user behaviors, Recommendation Systems (RS) have become highly effective tools for filtering and recommending online content. These systems are a subclass of information filtering systems that aim to predict user preferences or recommend items [1] (such as products, services, or content) based on past behavior, and patterns. It plays a crucial role in helping users discover and engage with the most relevant and appealing content. The RE is designed in such a way that simplifies the process of finding relevant information on the internet and reduces the user's effort and time required for searching. Indeed, the field of pervasive computing has seen significant advancements in recent years, leading to an online data overload problem. Pervasive computing, which involves embedding computational intelligence into everyday objects and environments, [2] has generated vast amounts of data from various sources, including sensors, devices, and applications. This data overload has made it challenging for users to find relevant and useful content on the internet. To address this issue, several procedures and technologies with lower computational requirements have been developed. These systems help users cope with the overwhelming amount of online data by tailoring content recommendations to their interests and preferences. By doing so, they enhance the user experience, [3] increase user engagement, and help users discover the most relevant content. Among the solutions to tackle data overload and help users discover content, RS has gained significant attention.

RS have become increasingly popular across a range of sectors, including e-commerce, content streaming, social media, movie [4] and retail [5]. Top examples of how RE are used to improve user experience and propel corporate success are Netflix [6] [7], Amazon [8], YouTube [9], etc., key details regarding their application in these industries are as follows:

- **Personalized recommendations** - It is a core component of many online platforms and services. They involve analyzing user data, including past purchase history, search queries, browsing behavior, demographic information, and preferences to provide personalized product recommendations. This enhances the user

experience by helping customers discover relevant products and make informed purchasing decisions based on online historical interactions. They have proven useful not only in commercial markets like e-commerce and retail but also in a wide range of other industries, including psychology, mathematics, Academic Research [10], E-Learning [11], Job Matching [12], tourism [13] and many more.

- **Increased user engagement** - By offering personalized recommendations, companies can keep users engaged on their platforms for longer periods. Users [14] are more likely to find products of interest, leading to increased interaction and potentially more sales. It can lead to higher user satisfaction, longer user retention, and ultimately, more successful businesses.
- **Enhanced sales** - RE can [15] significantly impact a company's bottom line by driving sales. When customers are presented with items, they are more likely to purchase, conversion rates increase, and the average order value may rise as well. Sales often require a multifaceted approach that combines various strategies and continuous optimization to meet the ever-changing needs and preferences of the target audience. It's important to [16] monitor the results of the efforts and adapt the sales strategies accordingly to achieve sustained growth.
- **Inventory management** - It is a critical aspect of running a successful business. Properly managing the inventory can have a significant impact on profitability, customer satisfaction, and overall business efficiency. RS can also help the [17] business manage its inventory more efficiently. By promoting specific products based on demand and user preferences, companies can optimize their stock levels and reduce overstock or understock situations.
- **User retention**: It is an essential component of building a successful and sustainable business, especially in the digital era. Retaining existing customers is often more cost-effective than acquiring new ones, and loyal customers can become brand advocates. The RS offers an enhanced [18] and an engaging shopping experience. Satisfied customers are more likely to return and make repeat purchases, contributing to long-term customer loyalty.
- **Continuous improvement** - It involves a combination of data management, algorithm development, user feedback analysis, and technical optimization. Regular evaluation and adaptation are essential to ensure the system remains relevant and valuable [19] to users while meeting business objectives. For RS to function, users must engage with items, providing their ratings or feedback. These ratings may be gathered using explicit or implicit techniques, or occasionally both. Explicit ratings are obtained directly from users through their explicit actions, such as selecting a star rating (e.g., 1 to 5 stars). Implicit ratings are collected indirectly from user interactions with items, often without the user explicitly assigning a rating. Many modern recommender systems use hybrid approaches that combine both explicit and implicit data. By blending explicit and implicit feedback [20], these systems aim to provide more accurate and personalized recommendations. Most companies are constantly refining their RS based on user feedback. They use machine learning (ML) techniques and data analysis to update and improve their recommendation algorithms, ensuring the recommendations remain accurate and relevant.

The working principle of RS, as depicted in [Figure 1](#), involves a sequence of steps beginning with user interactions within the system. These interactions are processed by various system components, such as user behavior analysis, collaborative filtering, and the analysis of ratings and direct queries. Notably, some user inputs are processed by multiple components simultaneously. These components collectively contribute to building a user model [21], which is key in predicting the user's preferences across a range of items. Some models, like collaborative filtering or content-based filtering, additionally utilize information about other users and additional data to enhance recommendation accuracy. The system integrates the models [22] to formulate precise user recommendations. In certain scenarios, the system may prioritize certain models over others based on their effectiveness in certain contexts. For example, in situations with a limited number of users, collaborative filtering might be less preferred, demonstrating the system's adaptive capability to various user and context-specific scenarios.

ML-powered RS has completely changed how consumers find goods, services, and content in the digital era. These algorithms, which provide users with individualized recommendations for products on e-commerce websites, movies [23] on streaming services, or relationships on social networks, have become essential to many online platforms. Efficiency is a crucial consideration, especially for real-time or large-scale RS. Depending on the algorithm and data source, there may be trade-offs between computational resources, recommendation quality, and scalability. Therefore, it's essential to choose an algorithm and data source that align with the goals and constraints

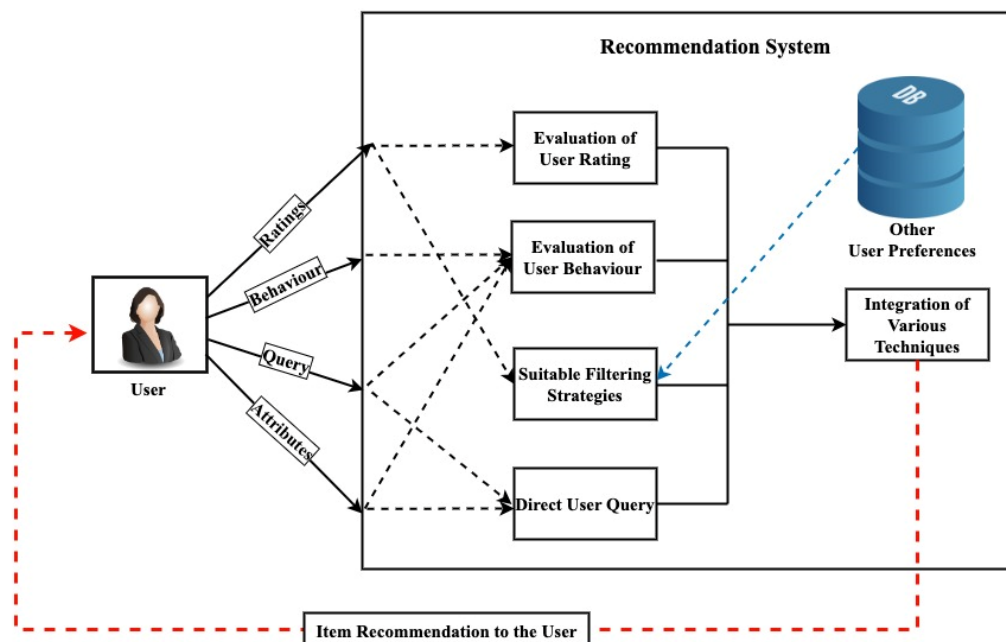


Figure 1: Structure of a typical RS

of the specific RS. Additionally, ongoing monitoring, evaluation, and optimization [24] are important to ensure that the system continues to perform efficiently and effectively. The way that businesses interact with their clients has been drastically enhanced by these platforms. By providing individualized content or products, they not only improve the user experience but also boost customer satisfaction, conversion rates, and user engagement. These systems continue to evolve, incorporating more advanced algorithms and techniques [25] to provide even more accurate and effective recommendations. This article covers the commercial business opportunities for implementing ML-based RS and gives an overview of the research and insights into these systems.

The article is organized as follows, as shown in Figure 2: Section 2 briefly describes the most important methods and related work followed in previously published research papers on RS. Section 3 describes the various strategies for constructing RS. Section 4 briefs how data is prepared for ML-powered RE. Section 5 gives tips on how RE has become an indispensable tool for business. Section 6 explains the Impact of Data on how RE Propelled Business Expansion. Section 7 explains the future hold of the RS and Section 8 Concludes the research insights on RS. Appendix A contains a list of abbreviations utilized throughout this article.

## 2. Related works

In 2011 Pal and Counts et al. [26] performed a study employing features such as the count of original tweets, conversational tweets, and re-tweets by a tweeter to assess their authority across various topics. A Gaussian Mixture Model was utilized to calculate the authority score for each tweeter. The authority score, as defined in the paper, facilitated the establishment of a total ordering under certain conditions for all users. To validate their findings, the researchers conducted a survey to obtain user ratings on the authority of tweeters, utilizing this information as the ground truth for authority ranking. Li et al. [27] designed a recommender system based on fuzzy linguistic modeling to aid users in locating experts within the field of knowledge management systems. This system was successfully implemented in the aircraft industry, showcasing both its efficiency and practicality in real-world scenarios. Lorenzi et al. 2011 [28] introduced an "assumption-based multiagent" system designed to generate travel package recommendations by considering user preferences within the tourism industry. This system effectively executed various tasks, including the discovery, filtering, and integration of specific information to create better travel packages that aligned with user requirements. Hu et al. 2012 [29] designed a system to suggest songs that align with the user's preferences, introducing novel tracks to the user, and matching their listening patterns. This is achieved by assessing the freshness of a song through the application of the "Forgetting Curve" and evaluating user preferences based on their activity log. The user's listening pattern is carefully analyzed to gauge their level of

interest in the upcoming song recommendation. This approach ensures that the recommendations not only cater to the user's established preferences but also introduce a refreshing element to enhance their overall music-listening experience.

Bobadilla et al. 2013, Recommender systems [30] are characterized by their ability to enhance user experience and contribute to overall enterprise revenue and decision-making, and hold a pivotal role in the realm of technology. Aher and Lobo 2013 [31] developed An e-learning system that recommends courses, leveraging data mining techniques including simple K-means clustering and the Association Rule Mining (ARM) algorithm. The effectiveness of the proposed system was successfully demonstrated within the context of Massive Open Online Courses (MOOCs). Over the past years, Yang et al. 2014 [32], Lu et al. 2015 [33], [34] these systems have garnered significant attention from researchers, leading to numerous reviews. They delve into diverse aspects of



Figure 2: Structure of the article

recommender systems, ranging from their features to the algorithms employed, reflecting the comprehensive exploration and analysis conducted in this dynamic field. Liu et al. 2014 [35] implemented a novel route recommendation model to provide personalized and real-time route suggestions for self-driven tourists, aiming to minimize queuing time and navigate around traffic congestions at popular tourist destinations. The recommendations are enhanced based on the individual preferences of users. Diao et al. 2014 [36] proposed a joint probabilistic model, named JMARS, combining collaborative filtering and topic modeling to capture user interest distribution and movie content distribution for improved movie recommendations. In contrast to JMARS, our method differs in two key aspects. Firstly, while JMARS requires training a probabilistic model to learn movie content distributions, our approach identifies pairwise movie correlations through sentiment-aware association rules mining, which is unsupervised. Secondly, JMARS does not consider user connections, whereas our model incorporates

information about closely connected users, acknowledging that users with similar connections may share movie preferences, thereby indicating similarities in movie choices.

A groundbreaking recommender method designed by Lin and Jingtao 2015 [37] for extensive online shopping platforms has been introduced. This innovative approach utilizes various client contextual information, including access, click, read, and purchase data, to ascertain the preference degree for each item. Items with higher preference degrees are then recommended to the customer. Notably, the focus of this paper was primarily on purchase and click actions, with other actions such as browsing, rating, and searching deemed less significant for consideration. While the method effectively addressed the sparsity problem, it did not extend its solutions to encompass other challenges in the recommender system landscape. Wen et al. 2015 [38] identified that, Individuals with similar interests in social networks are thought to be more likely to buy things connected to those interests. Existing solutions, on the other hand, often presume a static and fixed structure for the social network and users' buying preferences. This contrasts with the dynamic character of genuine social networks, in which major changes occur over time and members' buying interests alter in response to changing preferences. A movie recommender system has been proposed by Li et al. 2016 [39], leveraging user feedback gathered from microblogs and social networks. The system utilizes the sentiment-aware association rule mining algorithm to generate recommendations, drawing insights from frequent program patterns, program metadata similarity, and program view logs. Kang and Lee et al. 2017 [40] proposed a model which has the idea of a user modeling framework that transforms a user's social media output into relevant categories within news media platforms. Following that, the framework used Wikipedia as a knowledge source to build a comprehensive user profile that captured the individual's different interests and preferences.

Based on smartphone activity utilization, a music streaming recommender system was introduced by Lee et al. 2017 [41]. To facilitate activity detection from mobile signals, the proposed system benefited from feature selection methodologies combined with ML techniques such as Support Vector Machine (SVM), and Random Forest (RF), Instance-based k-Nearest Neighbor (IBK), Multilayer Perception (MLP), and Naive Bayes (NB). A graph-based link prediction scheme was introduced by Zarrinkalam et al. 2018 [42], a representation model derived from three categories of information: user explicit and implicit contributions to topics, relationships between users, and the similarity among topics. This approach aimed to enhance link prediction accuracy by considering multiple dimensions of information in a graph-based framework. A personalized e-commerce product RS was developed by Wang et al. 2020 [43] based on learning clustering representation. In contrast to the limitations of the traditional kNN approach in selecting nearby object sets, this system introduced a neighbor factor, a time function, and a dynamic selection model to enhance the choice of nearby object sets. The integration of Recurrent Neural Networks (RNN) and attention mechanisms was employed to build the e-commerce product RS. The success of this paper lies in addressing scalability and diversity issues, although it does not explicitly mention other challenges. A product recommendation model based on personality was developed by Sahraoui et al. 2021 [44], including meta route discovery and user interest mining approaches. This model's findings outperformed session-based and deep learning models, demonstrating its effectiveness in giving personalized and accurate product recommendations. A dynamic goods RS based on reinforcement learning was introduced in the proposal by Ke et al. 2021 [45]. This system could learn from reduced entropy loss error in real-time applications, making it adaptable and responsive to evolving user preferences and environmental changes.

**Table 1** provides a concise summary of research studies on recommender systems, presenting an overview of publication year, central themes, principal contributions, methodologies employed, fields of application, and the results achieved, serving as a useful reference for a literature review. Based on the literature review discussed above examines several techniques for recommender systems. Researchers used Gaussian Mixture Models and fuzzy language modeling to assess user authority and recommend experts. Other research focuses on individualized suggestions in a variety of fields, including trip packages, music, and e-commerce products. Some systems use social network data to improve suggestions, while others rely on sentiment-aware association rule mining. Recent improvements include dynamic RS that use reinforcement learning as well as models based on user personality to provide more accurate and personalized product recommendations.

### 3. Strategies for constructing RS

The taxonomy of RS strategies is outlined in **Figure 3**, dividing them into three main categories: Collaborative filtering, Content-based filtering, and Hybrid systems, each with its unique approach to generating suggestions.

Alongside these, it maps out the challenges that RS encounters, including issues like data sparsity, the cold start problem, scalability, and the gray sheep problem. Other hurdles include shilling attacks, limited serendipity, the complexity of capturing user preferences and context dynamically, the risk of overspecialization, integration complexity, and the critical process [46] of algorithmic selection. These challenges represent the key obstacles that developers and researchers must address to advance the effectiveness and efficiency of RS.

### 3.1. Collaborative filtering

Collaborative filtering is a recommendation strategy that employs user behavior, online activities, and preferences to anticipate and recommend things or information based on similarities with other users. This method [47] assumes that users who have shown similar preferences in the past will continue to have similar preferences in the future. The process usually begins with the creation of a user-item matrix, in which rows represent users, columns represent

Table 1: Related works on RS

Article	Focus	Contribution	Method	Domain	Outcome
[26]	Social media authority	Gaussian Mix. Model	User survey	Social	User order establishment
[27]	Expert location in KM	Fuzzy linguistic modeling	Aircraft industry use	Expert Rec.	Real-world efficiency
[28]	Travel packages	Multiagent system	User pref. consideration	Tourism	Integrated travel info
[29]	Music rec. system	Forgetting Curve, activity log	User pattern analysis	Music	Fresh track recs.
[30]	Rec. systems' role	-	-	General	User exp. & revenue boost
[31]	E-learning course rec.	K-means, ARM	MOOCs application	E-learning	Course recs.
[32]	Rec. system	Comprehensive exploration	Literature review	General	Features & algos insight
[35]	Tourist route rec.	Personalized route model	User pref. analysis	Tourism	Queue & traffic minimization
[36]	Movie rec. system	Collab filtering & topic	Interest & content analysis	Movies	Improved recs.
[37]	Online shopping rec.	Contextual info usage	Purchase & click focus	E-commerce	Sparsity problem address
[38]	Social network product rec.	Dynamic network & preference	-	Social	Social dynamic adaptation
[39]	Movie rec. from feedback	Sentiment-aware assoc. rule mining	Program pattern analysis	Movies	Personalized recs.
[40]	News user modeling	Social media to news categories	Wikipedia for profiles	News Media	User interest capture
[41]	Music streaming rec.	Activity-based system	ML feat.	Music	Personalized music recs.
[42]	Graph-based link prediction	User-topic relationship model	Graph info dimensions	Social	Link prediction accuracy
[43]	E-commerce product rec.	Clustering representation	RNN & attention	E-commerce	Scalability & diversity
[44]	Personality-based product	Meta route & interest mining	Deep model comparison	E-commerce	Accurate product recs.
[45]	Dynamic goods rec. system	Reinforcement learning	Real-time user pref.	E-commerce	Responsive user recs.

objects (products, movies, series, etc.), and matrix entries indicate the users' historical interactions or preferences for the items. The similarity between users is then calculated based on these interactions, and predictions or recommendations are made for a user by considering the preferences of users with similar tastes. The RE indeed relies on various ML algorithms [48] to analyze customer preferences and make personalized product recommendations. Memory-based methods and model-based collaborative filtering are two main approaches within collaborative filtering for building RS. The goal is to provide personalized recommendations [49] to users, leveraging the identified preferences and collaborative patterns. The system continually refines its understanding of user preferences based on ongoing interactions and feedback.

### 3.1.1. Memory-based methods

It uses the historical interactions and preferences of users to make recommendations. And it relies directly on similarity measures [50] between users or items. There are two main types of memory-based filtering: user-based and item-based.

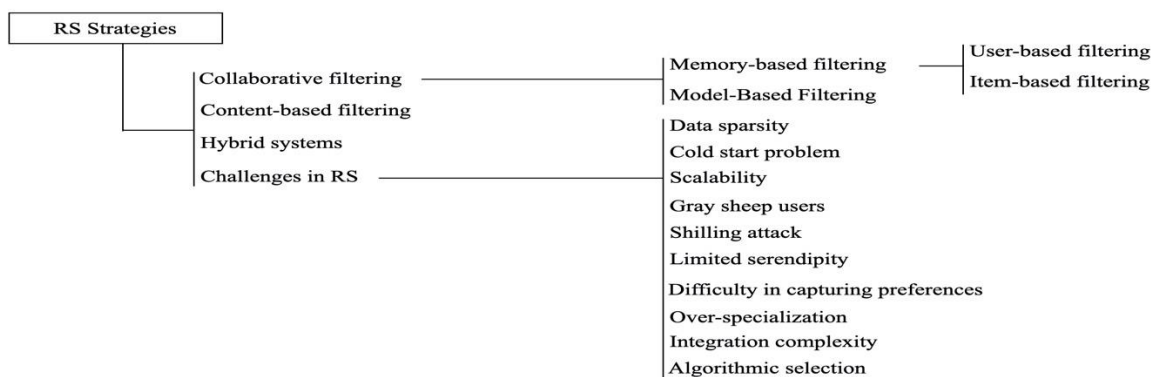


Figure 3: Taxonomy of RS strategies

#### 3.1.1.2. User-based collaborative filtering

Recommends items to a user based on the preferences of users with similar tastes and performs explicit data collection. It is Simple and transparent. Explicit data collection involves directly asking users to provide information about their preferences [51] by compiling lists or rating products. Calculate the similarity between users based on their historical preferences. For a target user, identify users with similar tastes and recommend items that these similar users have liked or interacted with. Figure 4 shows an example of how user-based collaborative filtering works. Where User 1 and User 3 have similar preferences, and both liked or watched a particular set of series under different genres, User 1 is more likely to receive recommendations based on User 3's watch or like history and vice versa from the figure, it is evident that User 2 doesn't receive any recommendation based on User 1 and 3 because of dissimilarity in the preference.

#### 3.1.1.3. Item-based collaborative filtering

Recommends items to a user based on the likes or interactions with the other users and performs implicit data collection methods. Implicit data collection involves observing user interactions on social media platforms, often powered by AI, or monitoring user activities such as past purchases, likes, and views [52] of items by the users on e-commerce websites. The filtering calculates the similarity between items based on user interactions. For a target user, recommend items that are like those the user has shown interest in. Figure 5 shows an example of Item based filtering. If a user liked or watched a certain genre of series, item-based collaborative filtering will recommend other series in the same genre. It addresses sparsity issues better than user-based collaborative filtering. Effective for recommending niche items.

### 3.1.2. Model-based method

Model-based collaborative filtering is an approach where a predictive model is created to make recommendations based on user-item interactions. This method involves the use of ML algorithms and techniques to learn patterns and relationships from the available data. Matrix factorization [53], singular value decomposition (SVD), clustering models, user-based k-nearest neighbors, Bayesian networks, and deep learning models are common techniques

employed in model-based collaborative filtering. This method is often preferred in scenarios where the amount of data is large and sparse, making it challenging for memory-based methods to handle effectively. Model learning and dimensionality reduction strategies address some of the more conventional issues with recommender systems, like [54] scalability and sparsity. These models are trained on historical user-item interactions as shown in Figure 6 and can generalize well to make predictions for unseen data. However, the trade-off is increased computational complexity and potential challenges in model interpretability.

**Research question (RQ) 1:** How can collaborative filtering techniques, encompassing memory-based and model-based methods, be optimized to enhance recommendation accuracy and efficiency in the face of challenges such as data sparsity, scalability, and maintaining the interpretability of ML models in user-item interaction scenarios?

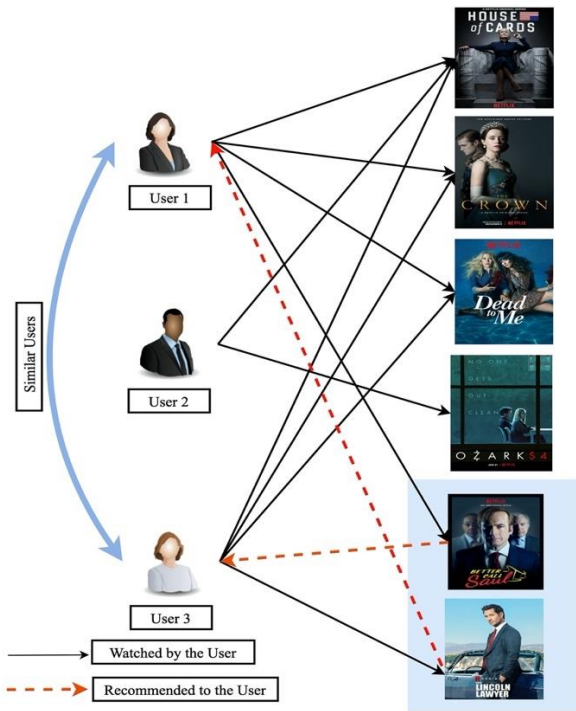


Figure 4. User-based collaborative filtering

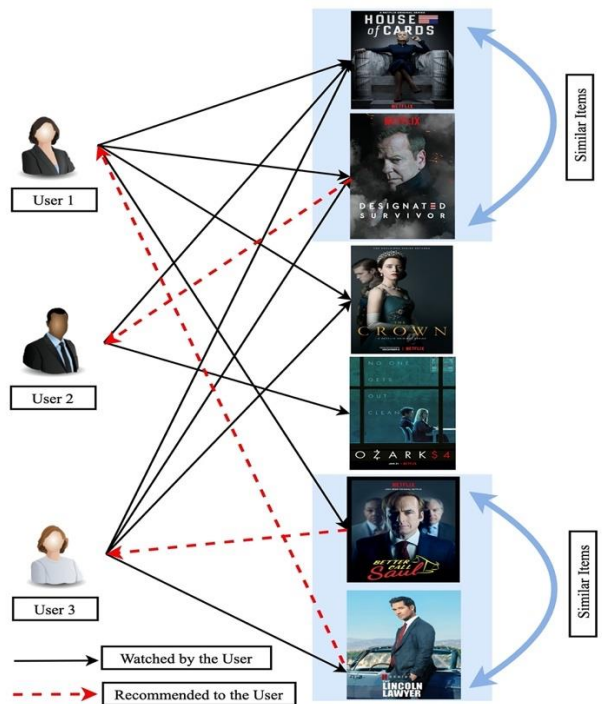


Figure 5. Item-based collaborative filtering

User \ Item	HOUSE OF CARDS	DESIGNATED SURVIVOR	CROWN	OZARK	LINCOLN LAWYER
User 1	👍	👍	👍	👎	👍
User 2	👍		👎	👍	
User 3	👍	👍	👍		?
User 4	👎	👍			👎
User 5	👍	👎	👍		👍

Figure 6. User-item interaction



Optimizing collaborative filtering techniques to enhance recommendation accuracy and efficiency, especially in sparse data environments, involves leveraging both memory-based and model-based methods. A deep collaborative filtering algorithm integrating convolutional neural networks with collaborative filtering is established in the research [55] showcasing significant accuracy improvements. Performance comparison of prediction methods is performed in [56] to address sparsity, with Boosted Double Means Centering emerging as a promising solution. Discussed about MKR-Bine model in [57] that employs a neural network graph to enhance higher-order interactions, enhancing performance on sparse datasets. Furthermore, the authors in [58] improved memory-based collaborative filtering by discovering potential similarity relationships, and [59] presented a hybrid approach combining SVD with ontology-based methods to improve accuracy and efficiency. These advancements suggest that a blend of innovative ML frameworks and algorithms can effectively tackle the challenges of collaborative filtering in RS.

### 3.2. Content-based filtering

A content-based filtering system is a type of RS that suggests items to users based on the characteristics or features of the items themselves and the preferences expressed by the user. Unlike collaborative filtering, which relies on user-item interactions, it focuses on the attributes of items and the user's preferences for those attributes. When a user interacts with the system by providing a positive rating for a particular item as represented in [60], it indicates a preference for that item. Interaction can also include implicit feedback, such as clicks, views, or purchases. The steps involve initially, constructing detailed user profiles to understand individual preferences, then developing a content similarity index to assess the similarities between various items and employing a neighbor finder algorithm to identify users with similar interests. Further, [61] generates a list of potential items for recommendation and finally, determining the weight and similarity of each item to ensure a diverse and relevant set of recommendations.

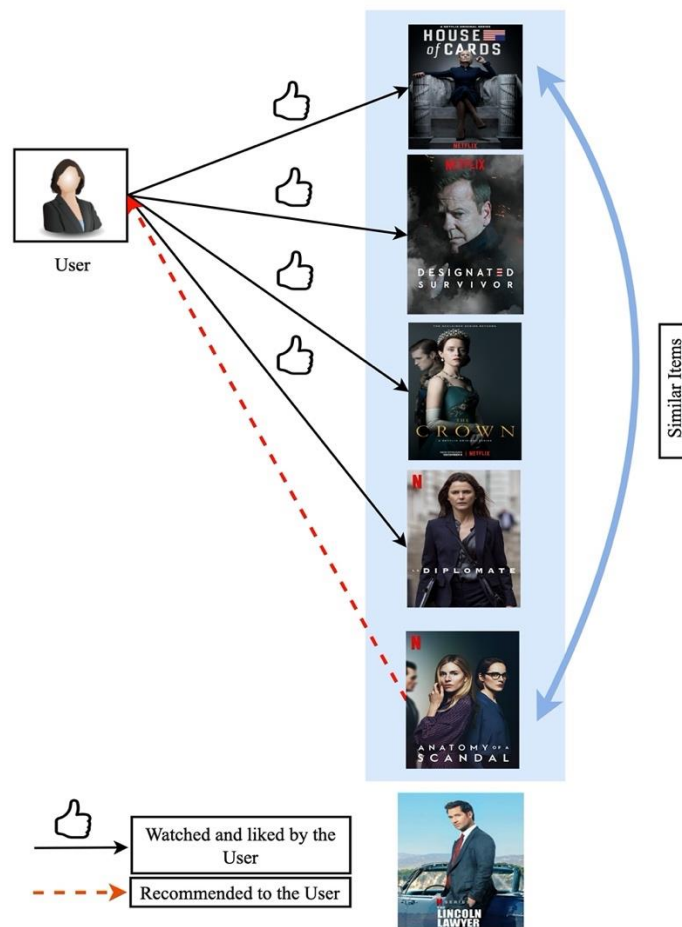


Figure 7. Content-based filtering

To explain in detail, all items present in the item profile of the positively rated item are aggregated to build a user profile. The user profile is represented as a vector in the same feature space as the items, where each feature corresponds to a specific attribute. The system considers various attributes of items, such as price, category, and features defined by keywords and tags. In the context of an e-commerce platform, a product's features could include its brand, specifications, and other relevant attributes. For a movie, features could include the director, actors, genre, and plot keywords. User preferences are inferred from their historical purchases and related feedback (reviews, ratings, etc.) as shown in [Figure 7](#). The system calculates the similarity between the user profile vector and the vectors representing other items. Items with the highest similarity scores are recommended to the user. As mentioned in [\[62\]](#) the user profile is updated dynamically as the user interacts with the system over time, reflecting evolving preferences.

The system utilizes an ML algorithm, such as Bayesian classifiers, decision trees, clustering, or other techniques, to analyze customers' purchase patterns. The algorithm learns to identify patterns and relationships between item characteristics and user preferences. The algorithm investigates historical purchase patterns to identify correlations between certain item features and positive user feedback. It learns which features contribute to a positive user experience and satisfaction. Based on the learned patterns as demonstrated in [\[63\]](#), the system recommends other products that share similar features with those previously bought and positively reviewed. Recommendations are improved to the individual user's preferences, emphasizing items with characteristics that align with their historical choices. RS has the benefit of being customized to each user's tastes. For first-time users, the system can offer precise recommendations. It provides transparency because of the explicit item features.

**RQ2:** How effective are content-based filtering systems in providing accurate and personalized recommendations by analyzing item characteristics and user preferences in various domains such as e-commerce and multimedia content platforms?

Content-based filtering systems, which recommend items based on their features and user preferences, have shown varying degrees of effectiveness across different domains like e-commerce and multimedia content platforms. Their effectiveness hinges on the accurate construction of user profiles, often derived from interactions such as ratings, views, or purchases. These profiles are crucial for comparing items using a content similarity index, where the system assesses similarities based on item attributes like brand or genre. The incorporation of ML algorithms by the authors [\[64\]](#), [\[65\]](#) like Bayesian classifiers or decision trees, further refines these systems by identifying patterns correlating item characteristics with user preferences. This process allows for dynamic updating of user profiles, ensuring that recommendations remain relevant over time. However, the effectiveness of these systems can vary, especially in their ability to personalize recommendations for new users with limited interaction history as mentioned in [\[66\]](#) or domains with highly specific item characteristics from [\[67\]](#). Additionally, the transparency of these systems in the recommendation process and their impact on user satisfaction are critical factors that influence their overall effectiveness. While content-based filtering systems offer a high degree of customization and can adapt to user preferences, the extent of their effectiveness can depend significantly on the domain and the specific implementation of the filtering algorithms.

### 3.3. Hybrid systems

Hybrid recommender systems intensify the strengths of different recommendation techniques like collaborative filtering and content-based filtering as shown in [Figure 8](#), addressing the limitations of individual approaches [\[68\]](#). This integration aims to enhance overall performance and accuracy in recommender applications. These systems strive to provide users with more personalized, accurate, and diverse recommendations. The choice of a specific hybridization approach [\[61\]](#) depends on the nature of the application, available data, and the desired balance between different recommendation strategies. Experimentation and fine-tuning are typically necessary to optimize hybrid recommender systems for specific contexts.

The common hybridization methods are:

- **Meta-Level Hybridization** [\[69\]](#) - Uses the output of one technique as input for another, enhancing the recommendation process. As it incorporates insights from multiple models, improving recommendation accuracy. This approach enriches the recommendation experience by supplementing it with a series of images that narratively depict the respective plot, thereby enhancing user engagement and providing a richer contextual understanding of the recommendations. Improves accuracy by leveraging insights from multiple models. It requires complex data processing and integration.

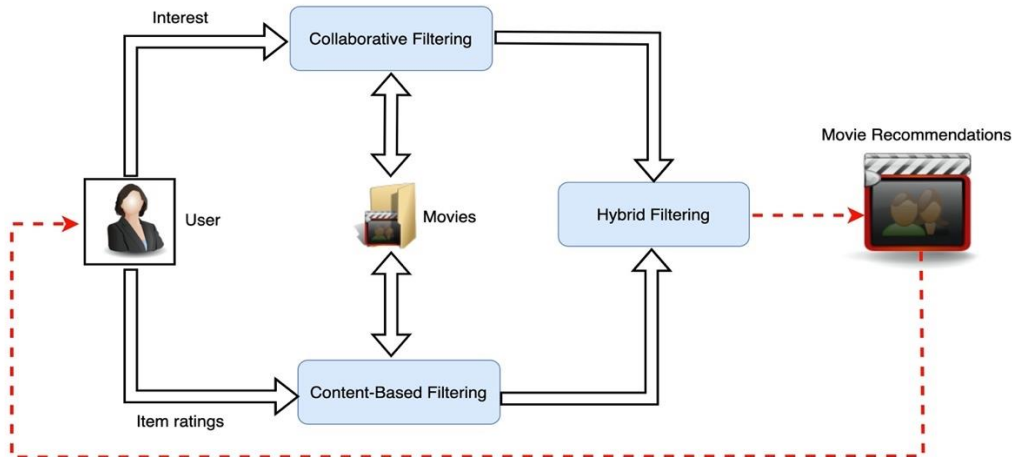


Figure 8. Hybrid filtering

- **Feature-Augmentation Hybridization [70]** - Augments features from one technique with features from another to create a more comprehensive set of recommendation attributes. It combines complementary information and enhances recommendation quality by combining complementary information. The augmented feature space may become too large, leading to scalability issues.
- **Feature-Combination Hybridization [71]** - It combines features from different techniques during the recommendation process and creates a comprehensive set of features for more informed recommendations. Creates a rich feature set for recommendations, informing better decision-making. Requires careful tuning to ensure meaningful feature combinations.
- **Mixed Hybridization [72]** - Simultaneously provides recommendations from both collaborative and content-based approaches. It offers diverse suggestions by considering multiple perspectives. It integrates user-specified group activities with conventional collaborative filtering methods, utilizing a mixed hybridization approach. Balancing multiple recommendation approaches can be complex.
- **Cascade Hybridization [73]** - Uses the output of one technique to influence or filter the recommendations of another technique sequentially. It provides a structured refinement process, allowing for fine-tuned suggestions. Emphasizing their utility in merging two distinct elements, each with their unique strengths, to enhance the system's overall performance. Sequential filtering may introduce latency in the recommendation process.
- **Switching Hybridization [74]** - Dynamically switches between different recommendation techniques based on user behavior or system conditions. That automatically adapts to changing user preferences and system states. Requires real-time analysis and processing for dynamic switching.
- **Weighted Hybridization [75]** - Combines recommendations from different techniques using weighted averages or other mathematical operations. Allows for flexible blending of recommendation signals, emphasizing one approach over the other based on predefined factors. In weighted hybridization systems, weights are typically assigned to different components based on their importance or reliability in predicting user preferences. These weights can be static, determined by domain experts or through empirical analysis, or dynamic, adjusted continuously based on the system's performance and user feedback. Determining the appropriate weights for different recommendation signals is a challenging task.

Table 2 presents a concise view of the strategies for constructing RS, capturing the essence of each with a single descriptor. The overview of the strategies for constructing RS, their unique characteristics, main strengths, primary challenges they face, limitations, the contexts in which they are most usable, and the associated references for each method.

**RQ3:** What optimization strategies enhance the performance of hybrid recommender systems, and how do different hybridization methods, such as meta-level, feature-augmentation, feature-combination, mixed, cascade, switching, and weight, contribute to the accuracy and diversity of recommendations in user-item interaction platforms?

Recent research [76] has identified several optimization strategies that enhance the performance of hybrid recommender systems, each contributing uniquely to the accuracy and diversity of recommendations. Weighted Hybridization amalgamates different model outputs, like SVD and kNN, through weighted sums to boost the recommendation quality. Mixed Hybridization uses a blend of strategies as stated in [77], potentially with semantic ontologies, to surpass single-method limitations and heighten the personalization. Evolutionary Optimization [78] employs algorithms following the Strength of Pareto Optimization to finely balance accuracy, diversity, and novelty. Multiobjective optimization like bacterial foraging optimization [79], targets several goals simultaneously, thus enhancing the RE efficiency. Particle Swarm Optimization (PSO) [80] focuses on diversifying recommendations without compromising accuracy. Pareto-efficient Strategies propose accurate, diverse, and novel items through either efficient ranking [81] or weighted algorithm combinations. Algorithmic Blending [82] introduces novel methods like modified denoising for specific domains, such as e-learning, to improve system performance. Lastly, Multi-Objective Evolutionary Algorithms (MOEAs) such as MOEA-PRCP for crowd-funding platforms [83], aim to optimize both utility-accuracy and topic-diversity for profitable and varied recommendations. These methodologies are pivotal for overcoming challenges like cold-start and data sparsity, user context changes, and evolving preferences, thereby ensuring a optimized user experience through more precise and varied suggestions. Nonetheless, empirical validation of these strategies requires an in-depth analysis of full-text research studies.

### 3.4. Challenges in RS

RS faces several challenges, ranging from data-related issues to algorithmic complexities and user experience considerations. Collaborative filtering RS, which relies on user-item interactions and similarities between users or items, face specific challenges that impact their effectiveness and user satisfaction. Content-based RS encounter

Table 2: Strategies for *constructing RS*

Article	Method	Characteristics	Strength	Challenges	Limitations	Usability
[47], [48], [49]	Collaborative	Behavioral	Personalized	Cold start, sparsity, scalability	Bias	Community
[50], [51]	Memory-based	Historical	Direct	Scalability, new user adaptation	Volume	Simple
[53], [54], [55]	Model-based	Predictive	Scalable	Computational complexity, interpretability	Data-intensiveness	Large-scale
[60], [61], [62]	Content-based	Attribute-centric	Customized	Limited content analysis, overspecialization	Narrow	Niche
[68], [69], [70]	Hybrid	Integrated	Comprehensive	Integration complexity, algorithm selection	Dependent	Adaptive
[68], [69]	Meta-level	Input-Output	Accurate	Complex Integration	Complex	Multi-model
[70]	Feature-augmentation	Enriching	Enhanced	Scalability	Expansive	Complementary
[71]	Feature-combination	Merging	Informed	Feature Tuning	Selective	Multi-feature
[72]	Mixed	Diverse	Varied	Complexity in Balancing	Multifaceted	Versatile
[73]	Cascade	Sequential	Refined	Latency	Delayed	Stepwise
[74]	Switching	Adaptive	Responsive	Real-time Processing	Dynamic	Flexible
[75]	Weighted	Weighted	Customized	Weighting different signals	Calibration	Enhanced

several challenges that impact their performance. One significant hurdle lies in the limited serendipity of recommendations, as these systems heavily rely on item features and past user preferences, potentially restricting users to a narrow range of content aligned with their historical choices. Combining collaborative and content-based methods necessitates addressing the cold start problem for both new users and items, as well as devising effective strategies to handle data sparsity. The complexity of hybrid models raises scalability concerns, especially as the user and item base grows. Maintaining diversity in recommendations while avoiding over-specialization remains a challenge, as hybrid systems must navigate the fine line between personalization and introducing users to novel content. Few major challenges faced by the existing recommender systems are listed below:

#### **3.4.1. Data sparsity**

Data Sparsity refers to the situation where the user-item interaction matrix exhibits a substantial number of missing values. This indicates that users have not engaged with the majority of available items [84], leading to incomplete historical interaction data. The challenge arises when attempting to make accurate predictions or generate meaningful recommendations based on such limited or sparse data. Collaborative filtering methods, which rely heavily on historical user-item interactions, are particularly impacted by data sparsity.

#### **3.4.2. Cold start problem**

The cold start problem in RS [85] refers to the challenge encountered when dealing with new users or items that have limited or no historical interaction data. This lack of past behavior makes it difficult for the system to provide accurate and personalized recommendations. The cold start problem can manifest in two forms: user cold start, where there is insufficient data about a new user's preferences, and item cold start, where a new item lacks historical usage information.

#### **3.4.3. Scalability**

Scalability in terms of collaborative and content-based systems [86] refers to the system's ability to handle increased computational demands effectively as the volume of users, items, or data grows. As user bases and item catalogs expand, the computational complexity of recommendation algorithms becomes a critical consideration. Achieving scalability is essential for ensuring that the system can deliver timely and efficient recommendations, especially in real-time scenarios where users expect quick responses. It can affect the efficiency of real-time recommendation generation, especially for large-scale systems.

#### **3.4.4. Gray sheep users**

Gray sheep users, in the context of collaborative systems [87], refer to a subset of users who exhibit preferences that are neither strongly aligned with the majority of users nor distinctly unique to the individual. Unlike "white sheep" users who align closely with the preferences of the majority and "black sheep" users who have highly unique tastes, gray sheep users fall in between, making their preferences more challenging to discern accurately. These users pose a unique challenge for recommendation algorithms as traditional collaborative filtering methods may struggle to effectively capture and cater to their moderately divergent preferences.

#### **3.4.5. Shilling attack**

Shilling attack [88] refers to a malicious attempt to manipulate or influence the recommendations provided by the system. The attacker aims to promote certain items, products, or content by artificially inflating their perceived popularity or desirability. Shilling attacks can be detrimental to the integrity and effectiveness of RS, as they compromise the trustworthiness of the recommendations and may lead to biased or inaccurate suggestions.

#### **3.4.6. Limited serendipity**

Content-based systems [89] may struggle to recommend items that are outside a user's known preferences or characteristics. Limited serendipity refers to a constraint within RS where the algorithm tends to provide suggestions that closely align with a user's past preferences or behaviors, potentially restricting exposure to diverse or unexpected content. In such cases, the system may prioritize items that share similarities with the user's historical interactions, leading to a lack of surprise or discovery of novel items outside the user's typical interests.

### 3.4.7. Over-specialization

Content-based systems [90] may lead to over-specialization where the system becomes excessively focused on users' past preferences, potentially limiting the diversity of recommendations. When a recommendation algorithm is overly enriched to a user's historical behavior, it may result in a narrow set of suggestions that closely align with what the user has already experienced. This phenomenon can lead to a "filter bubble" effect [91], where users are predominantly exposed to content similar to their established preferences, hindering the system's ability to introduce them to new or varied items.

### 3.4.8. Difficulty in capturing user preferences and context dynamically

Adapting to changes in user preferences [92] over time can be challenging for content-based systems. If user preferences evolve, the system may take time to adjust, leading to less accurate recommendations in the short term. Content-based systems may find it challenging to adapt recommendations to dynamic contexts, such as changing user needs or environmental factors. Recommendations may not be as contextually relevant in situations where user preferences vary based on time, location, or other dynamic factors.

### 3.4.9 Integration complexity

Integration complexity in the context of RS refers to the challenges and difficulties associated with combining or integrating different recommendation techniques or models within a unified system. As RS evolves [93], there is a growing interest in creating hybrid models that advance the strengths of multiple approaches, such as collaborative filtering, content-based filtering, and knowledge-based methods. However, integrating these diverse techniques poses several complexities. Issues related to integration complexity may include harmonizing disparate data sources, reconciling different feature representations, and aligning the output of various recommendation algorithms. Additionally, ensuring seamless coordination between different models, especially in real-time or dynamic environments, requires careful consideration of algorithmic compatibility, computational efficiency, and the overall system architecture.

Table 3: Summary of challenges in RS

Article	Challenge	Nature of challenge	Impact on systems	Potential solutions
[84]	Data sparsity	Incomplete user-item interactions	Reduced accuracy in predictions	Advanced algorithms to handle sparse data
[85]	Cold start problem	Lack of historical data for new users/items	Difficulty in providing personalized recommendations	Utilizing demographic data or content features
[86]	Scalability	Handling increased computational demands	Affects real-time recommendation efficiency	Scalable algorithms and distributed computing
[87]	Gray sheep users	Users with moderately divergent preferences	Challenges in accurate preference capture	Diverse recommendation techniques
[88]	Shilling attack	Malicious manipulation of system	Compromises recommendation integrity	Robust anomaly detection methods
[89]	Limited serendipity	Over-reliance on past preferences	Restricts exposure to diverse content	Incorporating exploratory factors in algorithms
[90], [91]	Over-specialization	Excessive focus on past preferences	Leads to a filter bubble effect	Balancing personalization with novelty
[92]	Capturing dynamic preferences	Adapting to changing user needs	Less contextually relevant recommendations	Real-time monitoring and adaptive models
[93]	Integration complexity	Combining different recommendation techniques	Harmonization and compatibility challenges	Unified models with seamless integration
[94]	Algorithmic selection	Choosing suitable algorithms	Suboptimal recommendations	Strategic algorithm selection and adaptation

### 3.4.10. Algorithmic selection

Algorithmic selection is a critical aspect of RS development, involving the strategic choice of algorithms and determining the appropriate times to switch between them. This process is far from trivial, as poor algorithmic selection can lead to suboptimal recommendations [94], ultimately diminishing user satisfaction. The challenge lies in identifying the most suitable algorithms for a given recommendation task, considering factors such as the nature of the data, user behavior, and the system's objectives. Different algorithms excel under varying circumstances, and their performance can be influenced by factors like data sparsity, user diversity, and the presence of new items or users (cold start scenarios). Moreover, the dynamics of user preferences and the evolving nature of content require a dynamic approach to algorithmic selection. RS often needs to adapt and switch between algorithms to stay effective over time. The challenge is not only in selecting algorithms that perform well individually but also in orchestrating them harmoniously to achieve a synergistic effect.

**RQ 4:** How can RS effectively address the cold start problem for both new users and items, ensuring accurate and personalized recommendations despite the absence of historical interaction data?

To effectively handle the cold start problem in RS, numerous novel ways have been proposed by the researchers. In [95] pre-trained language models to perform sentiment analysis, translating user profiles and item features into correct recommendations in the absence of historical data. The PUPP framework developed in [96] employs soft clustering and active learning to generate exact suggestions for new users and objects. In [97] word2vec and genre2Vec algorithms as well as blockchain technology, are used to forecast ratings for new goods, thereby overcoming the item-side cold-start problem. Addressing the item-side cold start issue [98] proposed online social network reviews to crowdsource new company recommendations. Reference [98] applied Local Collective Embeddings in matrix factorization to provide reliable new item recommendations. These approaches mark a trend toward more flexible, context-aware systems that may generate reliable suggestions with less starting data.

**RQ5:** What approaches can hybrid RS adopt to maintain an optimal balance between personalization and the introduction of novel content, thereby avoiding over-specialization and enhancing user discovery?

Hybrid RS are experimenting with innovative techniques to establish a balance between personalization and the introduction of new content, avoiding over-specialization. [99] introduced objective criteria such as content difference and genre accuracy and used algorithms like JohnsonMax for addressing data sparsity and building weak ties for serendipitous recommendations. Reference [100] proposed a two-stage hybrid deep learning-based collaborative filtering system that focuses on recording communication between items and users for increased customization and discussed a hybrid Bayesian stacked auto-denoising encoder (HBSADE) model that recognizes latent user interests and evaluates contextual reviews to provide suggestions without over-specialization. These strategies work together to help hybrid systems achieve their goal of providing a richer and varied user experience.

## 4.1 Preparing the data for ML powered RE

ML powered RS work by leveraging algorithms to analyze patterns and preferences in user behavior, to provide recommendations. Regardless of whether they are based on collaborative or content-based filtering ML-powered RS typically adhere to a multi-stage pipeline. This pipeline serves as a systematic framework [2] designed to seamlessly process and transform both product and customer data into personalized suggestions. The distinct stages within this pipeline contribute to the system's ability to comprehend user preferences, providing recommendations that cater to individualized needs and preferences. These systems are widely used in various industries such as e-commerce, streaming services, social media, and more. The overall architecture of the pipeline is shown in Figure 9.

### 4.1. Problem identification and goal formulation

The key aspects of the entire system depend on identifying the core problem the RS aims to solve. In this case, it's enhancing user experience and driving sales by providing personalized product recommendations. The elements to be considered while building the system are to understand user needs and pain points [101], define the scope and scale of the RS and assess the impact on user engagement and business metrics. Then formulate clear and specific goals aligned with the identified problem. For example: Increase user engagement by X%, Improve conversion rates on product recommendations and enhance customer satisfaction through personalized suggestions. Define measurable metrics and key performance indicators (KPIs) to evaluate the success of the RS which includes click-through rates (CTRs) on recommendations [102], Conversion rate on recommended products and Revenue generated from recommendations. Specify the types of data needed to achieve the goals and consider how

recommendations will be presented to users (e.g., on a website, mobile app, or through email). Decide on the frequency and timing of recommendations.

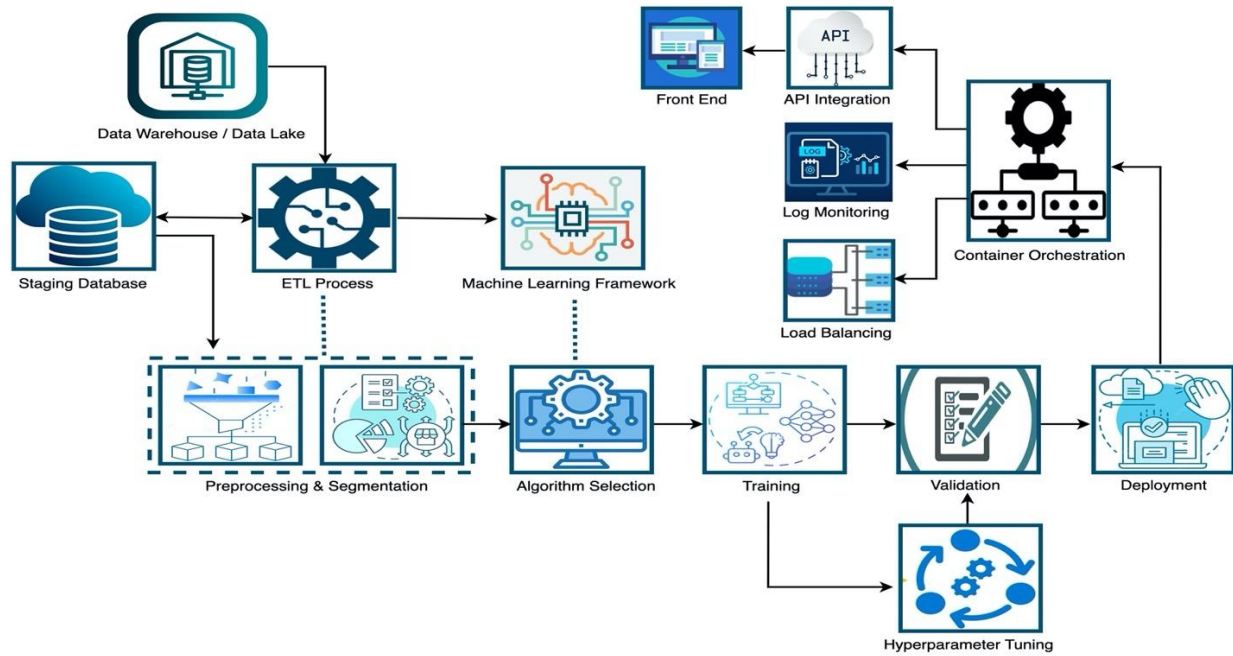


Figure 9. Pipeline for User-Item Interaction-based RS

Table 4: Overview of database technologies

Database Type	Data type	Technologies	Advantages	Scalability	Performance	Complexity	Use cases
<b>Traditional SQL</b>	Structured	MySQL, PostgreSQL, Oracle	Efficient for structured data and ACID compliance	Moderate	High for structured queries	Moderate	User profiles, product catalogs
<b>NoSQL</b>	Semi-structured/Unstructured	MongoDB, Redis, Cassandra	Schema flexibility and handles large volumes	High	High for unstructured data	Low-Moderate	User interactions, behavior tracking
<b>Data warehouses</b>	Structured/Semi-Structured	Amazon Redshift, Google Big Query, Snowflake	Optimized for analytics and Centralized data integration	High	High for analytical queries	High	Advanced user analysis, complex querying
<b>Data lakes</b>	Raw/Unstructured	Apache Hadoop, Amazon S3, Azure Data Lake	Scalable and Supports batch/real-time processing	Very High	High for large data sets	High	Big data analytics, diverse data types



## 4.2. Data storage

Depending on the kind of data that a recommender system needs to assess [103], data sets should be combined into an appropriate repository. NoSQL databases and data lakes offer horizontal scalability, making them well-suited for handling large volumes of complex data and growing user bases which might include user interactions, reviews, and diverse content in addition to conventional SQL databases, which are made to efficiently store structured data. Data lakes provide flexibility in handling various data formats, making them suitable for scenarios where data structures might evolve and serve as adaptable repositories to take in any type of data. Data governance and organization are crucial to prevent turning into "data swamps" [104] which requires careful metadata management. Data warehouses are optimized for fast query performance, making them suitable for recommendation scenarios where quick access to relevant data is crucial and excel at integrating data from multiple sources, providing a unified view for analysis.

## 4.3. Data collection and segmentation

The first step involves collecting data on user behavior. This data can include user preferences, browsing history, purchase history, ratings, and more [105]. The more data available, the better the system can understand user preferences. Gathering diverse and extensive datasets is crucial for training a robust ML model. As shown in Figure 10, after collecting data, the next step in the data processing pipeline is often the extract, transform, load (ETL) operation. ETL is a process used to gather data from different sources, transform it into a desired format, and then load it into a destination (database) for further analysis and insights.

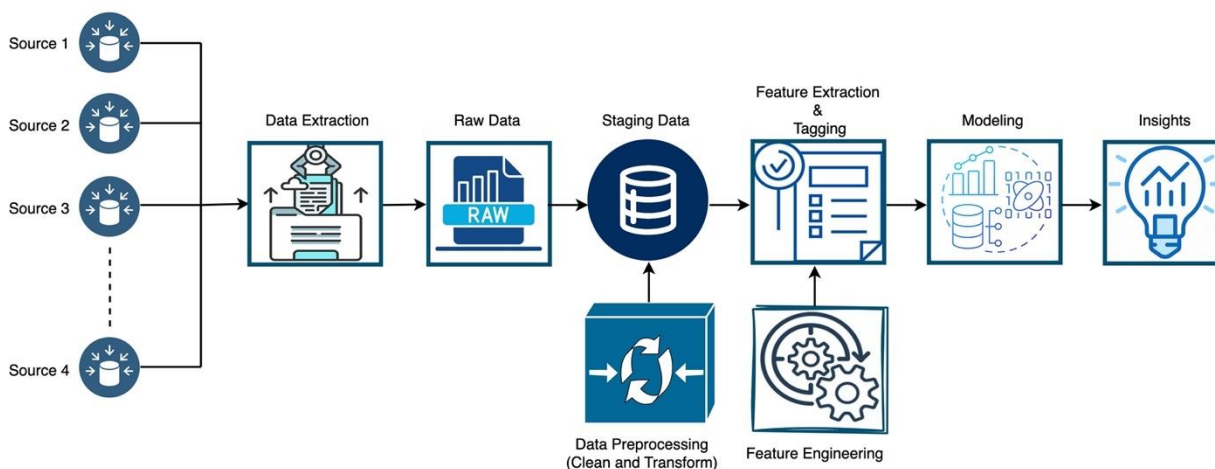


Figure 10. Stages involved in the transformation of data processing into valuable insights

To segment the customers, i.e., group them into a specific buyer type or personality based on their traits, and then target them with relevant ideas, an ML system requires huge data sets [106]. Purchasing history, content usage, browsing behavior, product reviews, access devices, and many other factors can all be considered relevant metrics. The detailed customer segmentation metrics are shown in Figure 11.

ML techniques [105] have become increasingly popular in various industries, particularly in marketing and customer relationship management, for automating and optimizing customer segmentation. It is the process of dividing a company's customer base into distinct groups with similar characteristics or behaviors. It enables the business to adjust its marketing tactics and product offerings to various client categories, resulting in more effective and personalized marketing campaigns. By considering criteria such as demographics, behavior, geography, and psychographics as shown in Figure 12, companies can improve their marketing strategies [107] to specific customer segments, ultimately leading to improved customer satisfaction and increased profitability.

Effective data collection and segmentation [108][109] lay the foundation for personalized customer experiences, targeted marketing, and improved customer satisfaction. These practices, when implemented thoughtfully, contribute to a more customer-centric approach to business strategies. Customer segments may evolve due to changes in customer behavior, market trends, or external factors. However, it is imperative to acknowledge that customer segments are not static entities; they can evolve due to shifts in consumer behavior, market dynamics, or external influences. As such, the practice of continuous monitoring and the regular updating of segmentation models

is vital to ensure that businesses remain adaptive and responsive to these changes, thereby sustaining their customer-centric focus and staying competitive in today's dynamic marketplace.

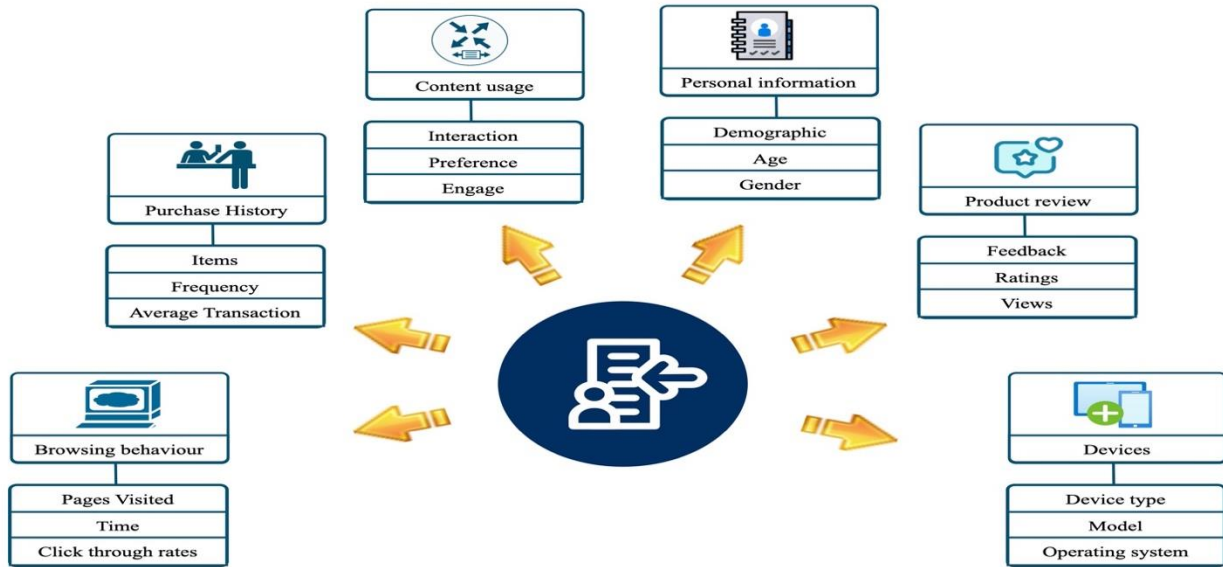


Figure 11: Customer Segmentation metrics

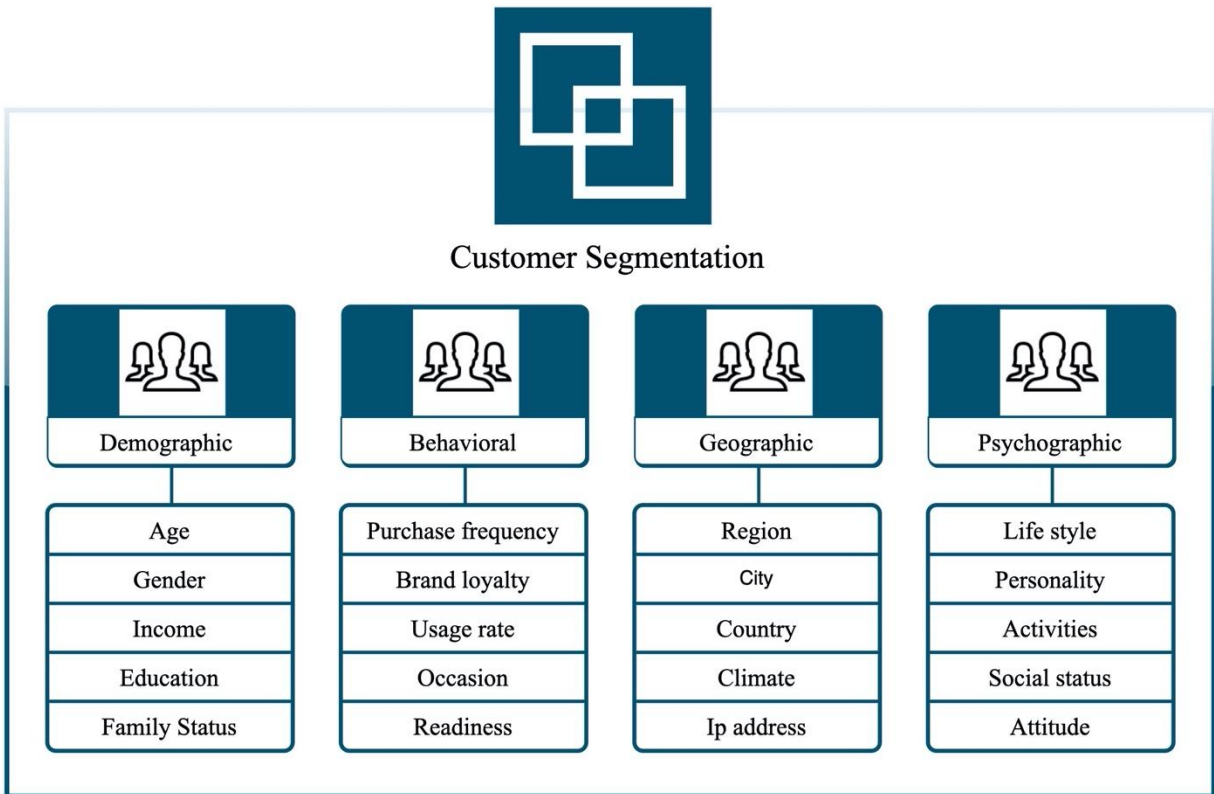


Figure 12. Optimizing customer segmentation

### 4.3.1. Data pre-processing

Raw data is often messy and needs preprocessing. This step involves cleaning the data, handling missing values, and transforming it into a format suitable for the ML algorithms. Feature engineering involves [110] selecting, combining, or creating new features that can enhance the model's predictive capabilities. For instance, creating features like "average time spent on site" or "frequency of purchases in the last month", "items purchased", "time of purchase", "ratings given", "genres liked", etc. These features help create a profile of user preferences.

### 4.3.2. Tagging and product features

Tagging and product features [111] are crucial components in the context of building RS and customer segmentation. It involves assigning descriptive labels or metadata to items in a dataset. Tagging products with relevant attributes allows the system to understand the characteristics of each item. Tags and features may evolve over time [112], and it's essential to dynamically update them as new items are added or as user preferences change. In some systems, users may contribute to tagging by providing their own labels or feedback. This user-generated data can enrich the dataset and improve the system's understanding of user preferences. To effectively tag products, we can improvise techniques such as natural language processing (NLP) and ML. NLP helps us extract meaningful information [113] from product descriptions, reviews, and other textual data. By understanding the context and sentiment behind the text, we can assign appropriate tags to each product.

One popular method [114] is using pre-trained NLP models, such as word embeddings or transformers. These models have been trained on vast amounts of text data and can effectively capture the semantics and context of words. By applying these models to product descriptions or reviews [115], we can extract relevant tags and features. Another technique is using rule-based approaches. These approaches involve defining a set of rules or patterns that match specific tags or features. For example, we can define rules to identify product colors based on keywords or patterns in the text. While rule-based approaches may not be as sophisticated as ML models, they can still provide valuable insights and complement other techniques. Furthermore, collaborative filtering [116] can be used to extract product features. Collaborative filtering analyzes the behavior and preferences of similar users to make recommendations. By identifying patterns and similarities between users, we can infer their preferences for certain product features. For example, if users with similar tastes often purchase products with a specific color, we can infer that color is a relevant feature.

### 4.3.3 Data analysis and decision making

#### 4.3.3.1. Exploratory data analysis

Exploratory data analysis (EDA) is a dynamic process [117] that involves employing a variety of algorithms and visualization techniques to uncover meaningful insights in the data. By gaining a deep understanding of user-item interactions, preferences, and patterns, data scientists can make informed decisions during subsequent stages of building and optimizing RS. It plays a crucial role in uncovering user preferences, item popularity, and interactions between users and items. Key Goals of EDA for RS are Analyze user profiles and item attributes to understand the diversity and distribution of preferences. Explore patterns in user-item interactions [118], such as popular items, user engagement, and temporal trends. Identify outliers or anomalies in the data that may impact the performance of recommendation algorithms. Assess the sparsity of the user-item interaction matrix [119], a common challenge in RS and explore associations and co-occurrences between items to identify potential cross-selling opportunities. It is not a one-time activity but an iterative process that evolves as the data and system requirements change.

- **Descriptive statistics** [120] - It is used for understanding the characteristics of data in RS. They provide a summary of key features, central tendencies, and variations within the dataset. In the context of RS, descriptive statistics are employed to gain insights into user behavior, item popularity, and the distribution of ratings. Calculate basic statistics (mean, median, standard deviation) for numerical features, such as user ratings and item popularity. Summarize categorical variables, such as item categories or user demographics.
- **Data visualization** [121] - In EDA it helps in making data-driven decisions, communicating findings, and uncovering actionable insights. The choice of visualization techniques depends on the nature of the data and the specific questions you want to answer about user behavior, item characteristics, and overall system performance. It allows us to gain insights into patterns, trends, and relationships within the data. Various visualization techniques are used to represent the data, including:

- Histograms: Display the distribution of numerical features.
  - Box Plots: Identify outliers and distribution characteristics.
  - Heatmaps: Visualize correlations between variables.
  - Scatter Plots: Explore relationships between numerical features.
- **User-item interaction matrix [122]** - It is a fundamental component in the EDA process for RS. This matrix represents the interactions between users and items, where rows correspond to users, columns correspond to items, and the entries represent some form of interaction (e.g., ratings, clicks, purchases). Analyzing this matrix provides insights into user preferences, item popularity, and data sparsity.
  - **Temporal analysis [123]** - Analyze how user interactions with items evolve. Use time series plots to identify temporal trends, seasonality, or changes in user behavior. It is not only about understanding past behavior but also about informing predictions and strategies for the future. By examining how user-item interactions change over time, RS can adapt to evolving user preferences and market dynamics. It's an iterative process that involves continuous monitoring and adjustment based on temporal insights.
  - **Association rule mining [124]** - Use association rule mining methods (Apriori) are used to find associations and frequently occurring itemset. Use association rules visualization to find products that users commonly co-purchase. It helps identify interesting relationships, patterns, and associations between different items in a dataset. In the context of RS [125], association rule mining can reveal co-occurrences and dependencies between items, leading to insights that can be used for personalized recommendations. By revealing patterns of co-occurrence, RS can enhance their ability to suggest relevant items to users based on their historical interactions.

#### 4.3.3.2 Feature engineering

Choosing the ideal characteristics to train your ML model [126] is known as feature engineering. It involves transforming raw data from multiple sources into meaningful features that capture the essence of the products and user preferences. By engineering features, we can uncover hidden patterns and relationships [127] that can improve the accuracy of our recommendations. One common technique in feature engineering is one-hot encoding. This technique converts categorical features, such as product categories or user demographics, into binary vectors. Each category is represented as a separate binary variable [128], indicating whether the product or user belongs to that category. One-hot encoding allows the RS to easily compare and analyze different categories, enabling more accurate recommendations.

Another technique is numerical feature scaling. In some cases, numerical features, such as product prices or user ratings, may have different scales or ranges. Scaling these features ensures that they are on a similar scale, preventing any bias in the recommendation process. Common scaling techniques include standardization and normalization [129], which transform the data to have zero mean and unit variance or to a specific range, respectively. Additionally, feature engineering can involve creating new features based on existing ones. For example, we can calculate the average rating of a product based on user reviews or the popularity of a product based on the number of purchases. These engineered features provide additional insights and can improve the performance of the RS.

#### 4.3.3.3 Data normalization

Data normalization refers to the process of transforming and scaling the input data to a standard format or range. The goal [130] is to ensure that different features or variables used by the RS are on a similar scale, preventing certain features from dominating others due to differences in their magnitudes. Normalization is particularly important when using algorithms that are sensitive to the scale of input features, such as many ML models. Normalize your data to ensure that it is on a consistent scale. This helps prevent any bias or distortion during model training.

- **Min-max scaling [131]** - This method scales the data to a specific range (commonly [0, 1]). Each data point is subtracted by the minimum value in the feature and divided by the range (difference between the maximum and minimum values)

$$X_N = \frac{X - X_{min}}{X_{Max} - X_{Min}} \quad (1)$$

- **Z-Score** [132] - Standardization transforms the data to have a mean ( $\mu$ ) of 0 and a standard deviation ( $\sigma$ ) of 1. It involves subtracting the mean and dividing by the standard deviation

$$X_S = \frac{X - \mu}{\sigma} \quad (2)$$

- **Robust scaling** [133] - Robust scaling is similar to standardization but uses the median and interquartile range (IQR) instead of the mean and standard deviation. It is less sensitive to outliers

$$X_R = \frac{X - \text{Median}}{IQR} \quad (3)$$

- **Log transformation** [134] - Log transformation is useful when the data has a skewed distribution. It can help in making the data more symmetric and reducing the impact of extreme values

$$X_{Log} = \text{Log}(X) \quad (4)$$

- **Normalization for sparse data** [135] - In RS with sparse data (user-item interactions), it's common to normalize data within each user or item independently. This ensures that the recommendations are based on relative preferences within each user or item context

#### 4.3.4. Customer segmentation based on RFM model

Customer segmentation using the RFM model is a popular marketing and customer relationship management strategy. RFM [136] stands for Recency, Frequency, and Monetary, and it is a data-driven strategy to consumer segmentation based on previous behavior and interactions with the business. In RFM analysis [108], the quantitative values of R, F, and M qualities are usually determined by rating or scoring clients based on their purchasing behavior.

- Recency (R) indicates how recently a consumer made a purchase. A lower suggests a recent purchase, implying greater involvement and interest.
- Frequency (F): How frequently a customer purchases. A higher score indicates more frequent purchases and therefore more loyalty.
- Monetary (M): How much money does a customer spend on purchases? A higher score indicates a larger monetary worth and therefore a higher spender.

Table 5: RFM segmentation table with quantitative values representing recency, frequency, and monetary contributions

Segment	Recency	Frequency	Monetary	Description
Best customers	1	1	1	Bought most recently, most often, and spend the most
Loyal customers	2	2	3	Buy on a regular basis. Responsive to promotions
Big spenders	1	4	1	Spend big money but do so infrequently
Almost lost	3	2	4	Haven't purchased for some time but spent a lot when they did
Lost customers	4	1	5	Haven't purchased for the longest time, but spent a lot when they did
Inactive customers	5	5	5	Last purchased a long time ago and spent little

In Table 5, the segments are ordered from most valuable (best customers) to least (lost cheap customers), with '1' indicating the highest/best score and '5' the lowest/worst for the respective RFM measures. However, RFM alone may not be sufficient for deeper consumer segmentation because it does not consider other potentially relevant characteristics such as customer preferences, product categories, seasonality, and customer lifetime value. As a result, more variables may be incorporated to fine-tune the segmentation and make it more predictive and effective. For example, adding demographic data, channel preferences, or even psychographic information can result in more refined segmentation. As more variables are added to the study, the complexity grows, necessitating automated

analysis. Automated analysis may use ML models capable of handling multidimensional information, revealing patterns that traditional RFM analysis does not. In the research work [137] author developed a clustering technique that incorporates the RFM model and formal idea analysis to overcome standard clustering restrictions. Their approach produces both explicit and implicit knowledge of actual marketing tactics. In [138] author employed the K-means clustering algorithm with RFM attributes to categorize consumers into groups and rank them according to Customer Lifetime Value, demonstrating how RFM-oriented features may be used for effective segmentation. The author presented a multi-behavior RFM model in [139] that employs a self-organizing map algorithm to assess the weight correlations between user behaviors and optimize promotional techniques.

**RQ 6:** How does the choice of database technology (SQL vs. NoSQL vs. Data Warehouses vs. Data Lakes) impact the efficiency and scalability of RS?

RS benefit from various technologies, including SQL for data integrity and transactional consistency, NoSQL for scalability and flexibility, Data Warehouses for powerful analytics, and Data Lakes for a scalable repository for diverse datasets, all of which contribute to the overall performance and scalability of RS .

**RQ 7:** What are the best practices in data preprocessing, tagging, and feature engineering for ensuring the effectiveness of ML-powered RE?

To assure consistency, data preprocessing includes cleaning the data, dealing with missing values, and scaling or normalizing characteristics. To improve the RE comprehension of item attributes, precise item labeling with metadata is necessary for effective tagging, especially in systems such as content-based filters. To convert unstructured data into meaningful features that represent user behavior and preferences, feature engineering is essential. This process involves methods such as numerical feature scaling, one-hot encoding for categorical data, and building composite features that represent user interactions and preferences. To create a strong model that can anticipate user preferences with accuracy and improve recommendation customization, several procedures are necessary.

**RQ 8:** How does ML improve the process of customer segmentation and recommendation in comparison to traditional methods?

ML improves client segmentation and recommendation procedures dramatically over traditional approaches by using advanced clustering models and ensemble-based systems [140] to provide individualized product recommendations. It uses extensive data analysis, including feedback, to produce accurate personal credit and size estimates. In a variety of industries [141], including healthcare and energy management, ML algorithms assess client behavior and environmental elements more effectively. Bayesian statistics, collaborative filtering, and association rule mining improve recommendation accuracy and customization. ML techniques [142][143] also incorporate feature extraction from customer assessments, resulting in better suggestions, exceeding traditional methods in terms of precision, adaptability, and user engagement.

**RQ 9:** What role do advanced ML techniques play in automating and optimizing the customer segmentation process, especially in the context of the RFM model?

Advanced ML approaches automate and optimize customer segmentation, notably in the RFM model, by allowing for customer group clustering, complicated data analysis, and actionable insights for focused marketing and improved customer relationships. A hybrid approach that combines RFM and ML analyzes client segments more effectively. [144] this strategy helps firms understand consumer characteristics better, target the correct customers, keep them, and boost revenue. Furthermore, ML approaches [145] extract features from existing properties and recommend marketing tactics for customer retention.

**RQ 10:** How can additional variables beyond RFM attributes be incorporated for more refined customer segmentation in RS?

More precise client segmentation is possible when recommendation algorithms incorporate characteristics beyond RFM qualities. These extra variables may consist of user interaction data (clicks, views, engagement time), psychographic information (lifestyle, preferences), demographic data (age, gender, and location), and product category preferences. A multi-dimensional analysis is made possible by integrating various data, which results in a more thorough client profile. Then by analyzing these various data sets, ML techniques like clustering algorithms can find subtle trends and client base segments. By considering the unique requirements and interests of various consumer groups, this method improves the accuracy of personalized advice and marketing strategies.

#### 4.4. Building RE model

Building and training a RE model is a structured process as shown in Figure 13 that begins with the selection of a suitable algorithm—options include matrix factorization, random walks, or ensemble methods like bagging and boosting. After choosing the optimal algorithm, the model is trained with data that has been split into training, validation, and testing sets. Hyperparameter tuning is conducted to refine the model further, focusing on parameters such as learning rate, regularization factors, and the number of iterations. The performance of the model [146] is evaluated using metrics such as precision, recall, F1 Score, and AUC-ROC. Once validated, the model is deployed with considerations for containerization, cloud deployment, API integration, and monitoring. To optimize the RE, best practices such as regular updates of user information, feedback loop implementation, performance metric reviews, diversity incorporation, and appropriate scaling strategies are employed. Additionally, techniques like A/B testing and dashboard reporting are used to ensure the model's effectiveness and relevance in practical applications.

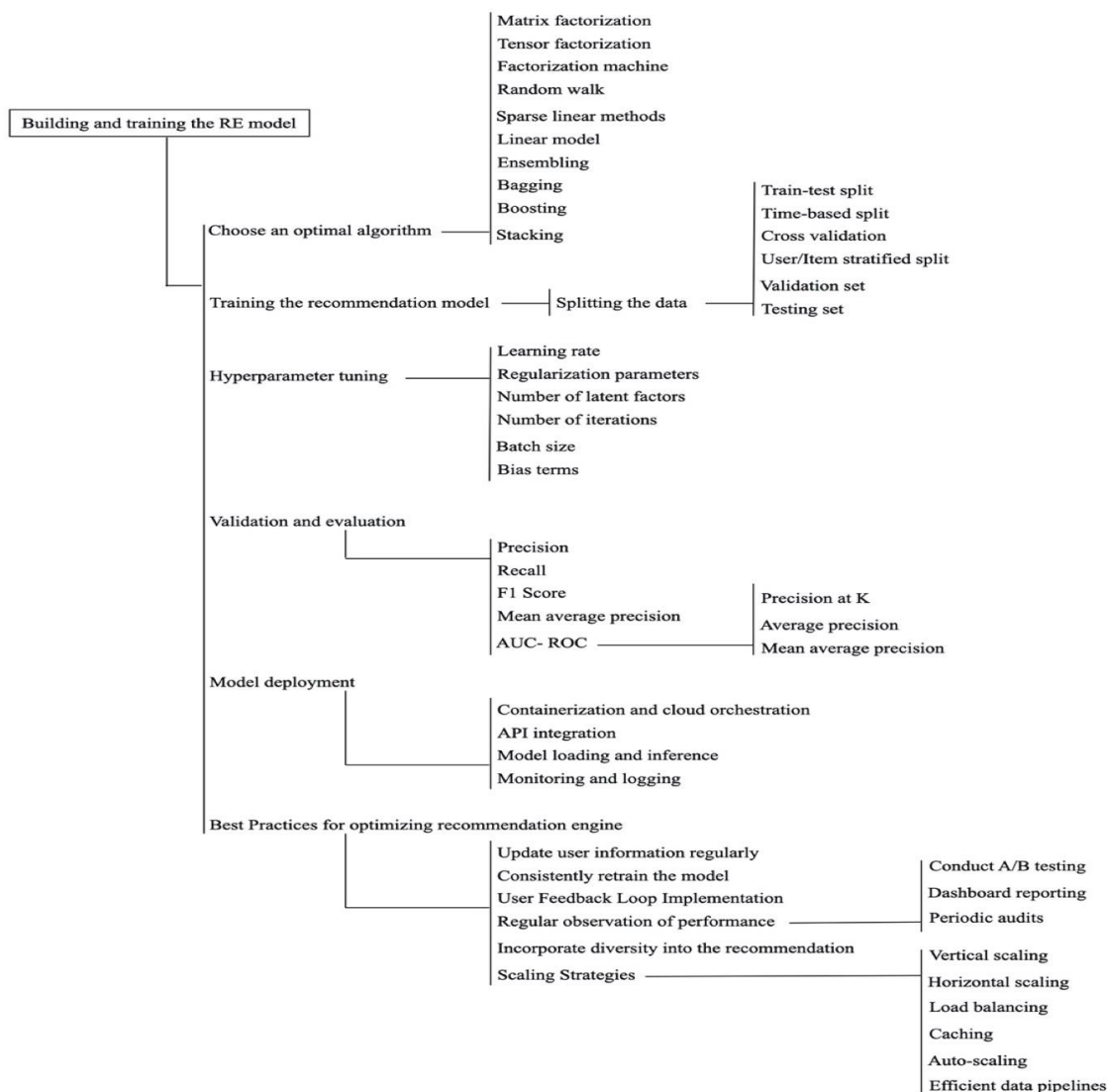


Figure 13. Step-by-step-structured process of building and training recommendations engine model

##### 4.4.1 Choosing an optimal algorithm

The optimal algorithm for building a RS depends on various factors, including the nature of your data, the size of your dataset, the availability of features, and your specific use case. Based on your requirements and data

characteristics, choose the most suitable recommendation algorithm. Consider factors such as data sparsity, scalability, and personalization level.

#### 4.4.1.1. Matrix factorization

Matrix Factorization has proven to be effective in RS, especially in situations where the user-item interaction matrix is sparse [147], and it helps in capturing latent patterns that might not be apparent in the original data. This technique has been used in collaborative filtering methods to provide personalized recommendations based on user preferences and item characteristics.

$$R \approx UV^T \quad (5)$$

Here,

- $R$  is the user-item interaction matrix. Rows represent users, columns represent items, and entries contain the user-item interactions (e.g., ratings, purchases, views).
- $U$  is the user matrix. Each row represents a user, and the entries are the user's latent factors.
- $V$  is the item matrix. Each row represents an item, and the entries are the item's latent factors.

The goal during training is to learn the optimal values for  $U$  and  $V$  such that the product  $UV^T$  approximates  $R$  as closely as possible. This is achieved by minimizing a loss function, often based on the difference between predicted and actual user-item interactions. The optimization problem is typically formulated as follows:

$$\text{minimize}_{U,V} \sum_{(i,j) \in R} (R_{ij} - (UV^T)_{ij})^2 + \lambda(\|U\|^2 + \|V\|^2) \quad (6)$$

Here,

- $(i, j)$  represents the indices of observed user-item interactions in  $R$ .
- $R_{ij}$  is the actual user-item interaction value in the matrix  $R$ .
- $(UV^T)_{ij}$  is the predicted interaction value obtained by multiplying the corresponding user and item vectors.
- $\lambda$  is a regularization parameter to control the model's complexity and prevent overfitting.
- $\|U\|^2$  and  $\|V\|^2$  are regularization terms to penalize large values in  $U$  and  $V$ .

The training process involves adjusting the values in  $U$  and  $V$  iteratively to minimize the loss function. Various optimization techniques, such as stochastic gradient descent (SGD) or alternating least squares (ALS), are commonly used for this purpose [148]. Different variants of Matrix Factorization may have additional terms or modifications in the objective function, depending on the specific algorithm used.

#### 4.4.1.2 Tensor factorization

Tensor Factorization [149] is an extension of matrix factorization designed to handle higher-dimensional data structures known as tensors. In RS, tensors can represent interactions between users, items, and additional dimensions such as time, location, or context. The basic idea of Tensor Factorization is to decompose a higher-order tensor into a combination of lower-dimensional latent factors. The equation for Tensor Factorization can be expressed as:

$$T \approx \sum_{k=1}^K U_k \otimes V_k \otimes W_k \quad (7)$$

Here,

- $T$  is the observed tensor, representing user-item interactions in a multi-dimensional space.
- $U_k$ ,  $V_k$  and  $W_k$  are factor matrices for each mode (dimension) of the tensor.
- $\otimes$  denotes the tensor product.
- $K$  represents the number of latent factors.

The goal during training is to learn the optimal values for the factor matrices  $(U_k, V_k, W_k)$  that minimize the difference between the predicted tensor  $U_k \otimes V_k \otimes W_k$  and the observed tensor  $T$ . The optimization process involves adjusting the factor matrices iteratively. Tensor Factorization is particularly useful when dealing with multi-dimensional data, providing a more detailed understanding of user-item interactions by capturing complex patterns



in various contexts or conditions. For example, in an RS, additional dimensions could include time (capturing how preferences change over time) or context (capturing preferences in different situations).

The optimization techniques used for Tensor Factorization can include variations of gradient descent, alternating least squares, or other tensor factorization algorithms depending on the specific characteristics of the data and the goals of the RS.

#### 4.4.1.3. Factorization machine

Factorization Machines are flexible models and can be applied to various recommendation scenarios [150], providing accurate predictions, and capturing intricate patterns in user-item interactions. They have been used alongside traditional collaborative filtering and content-based methods to enhance RS performance.

The factorization machines are very effective in dealing with high-dimensional data, making them suitable for scenarios where the feature space is large, such as in RS with numerous users and items. It can handle sparse data efficiently, making it well-suited for situations where the interaction matrix between users and items is sparse. This is common in RS where users interact with only a small subset of items. They are designed to model second-order interactions between features. In the context of RS, this means capturing how the preferences for certain items may depend on combinations of user and item features. The process is robust in the presence of incomplete data. In RS, where not all users interact with all items, factorization machines can provide accurate predictions even when data is missing and computationally efficient which makes them suitable for large-scale recommendation tasks.

The basic equation for a Factorization Machine of order 2 (FM2) is as follows:

$$\hat{y}(x) = w_0 + \sum_{i=1}^n w_i x_i + \sum_{i=1}^n \sum_{j=i+1}^n \langle v_i, v_j \rangle x_i x_j \quad (8)$$

Here,

- $\hat{y}(x)$  is the predicted output.
- $w_0$  is the global bias term.
- $w_i$  are the weights for individual features.
- $v_i$  are the latent vectors for feature interactions.

In RS  $x_i$  and  $x_j$  can represent user and item features,  $v_i$  and  $v_j$  capture the interactions between the features.

#### 4.4.1.4. Random walk

Random Walk is indeed a graph-based algorithm [151][152] that explores connections between items or users in a network. It involves navigating the network by moving from one node to another based on random decisions, capturing similarity between items or users in the process. This captured similarity can then be used to make recommendations. The RS data is represented as a graph, where nodes represent users or items, and edges represent connections or interactions between them. For example, users who have similar preferences or items that are frequently co-purchased could be connected. The algorithm starts from a seed node (e.g., a user or an item) and performs random walks by traversing edges in the graph. At each step, the algorithm randomly chooses a neighboring node to move to. As the random walk progresses, it captures similarity information between nodes based on the paths taken. Nodes that are frequently visited together during random walks are considered more similar. The captured similarity information is used to make recommendations. For example, items that are like the items frequently visited by a user in the random walk can be recommended to that user.

In a simplified form, the similarity between two nodes (items or users)  $i$  and  $j$  based on random walks could be calculated as the frequency with which they co-occur during the walks:

$$\text{Similarity}(i, j) = \frac{\text{Number of Random Walks where } i \text{ and } j \text{ co-occur}}{\text{Total Number of Random Walks}} \quad (9)$$

#### 4.4.1.5. Sparse linear methods

The SLIM (Sparse Linear Methods) algorithm [153][154] involves factorizing the item-item similarity matrix to capture underlying patterns in item relationships. The objective function of SLIM includes a sparsity-inducing regularization term to handle the inherent sparsity in recommendation matrices. Below is a simplified version of the SLIM objective function.

$$\text{minimize}_{W,H} \sum_{i=1}^N \sum_{j=1}^N (S_{ij} - (W^T H)_{ij})^2 + \lambda (\|W\|_1 + \|H\|_1) \quad (10)$$

Here,

- $N$  is the number of items.
- $S$  is the item-item similarity matrix.
- $W$  is a matrix representing the weights for each item's contribution to others.
- $H$  is a matrix representing the linear combination of items.
- $(W^T H)_{ij}$  is the dot product of the  $i$ -th row of  $W$  and the  $j$ -th column of  $H$ , representing the predicted similarity between items  $i$  and  $j$
- $\lambda$  is a regularization parameter to control the sparsity of the solution.
- $\|W\|_1$  and  $\|H\|_1$  are  $L1$  norms of the matrices and respectively, introducing sparsity to the solution.

The objective function is minimized using optimization techniques, such as stochastic gradient descent or alternating least squares. The regularization term encourages the model to find a sparse solution, which is advantageous in the context of RS where the user-item interaction matrix is inherently sparse. This simplified version of the SLIM objective function illustrates the key components of the algorithm. In practice, various enhancements and optimizations may be introduced, and the specific details of the regularization term or optimization method may vary depending on the implementation or variant of SLIM being used.

#### 4.4.1.6. Linear model

A linear model, in the context of RS [155], is a type of model that predicts user preferences for items based on linear relationships between features. These models assume that the relationship between user and item features is linear, meaning the predicted preference is a weighted sum of the features, possibly with an additional bias term

Linear model for predicting user-item preferences is represented as:

$$\hat{r}_{ui} = w_0 + w_1 \cdot \text{feature}_1 + w_2 \cdot \text{feature}_2 + \dots + w_n \cdot \text{feature}_n \quad (11)$$

Here,

- $\hat{r}_{ui}$  is the predicted preference for user  $u$  and  $i$ .
- $w_0$  is the bias term, representing the baseline preference.
- $w_1, w_2, \dots, w_n$  are the weights assigned to the features.
- $\text{feature}_1, \text{feature}_2, \dots, \text{feature}_n$  are the features associated with the user-item pair.

Linear models are computationally efficient, easy to interpret, and quick to train. They serve as a fundamental building block in ML and are often used as baseline models. However, their simplicity comes with limitations, particularly in capturing complex and nonlinear relationships in data. In RS where user preferences can be influenced by intricate patterns, more advanced models, such as collaborative filtering, matrix factorization, or deep learning, are often explored to capture nuanced user-item interactions.

#### 4.4.1.7. Ensembling

Ensembling refers to the technique of combining multiple models [156] to improve overall predictive performance or robustness. The idea is that by aggregating the predictions of multiple models, the ensemble can achieve better results than any individual model. Ensembling is a common practice in ML [131], and it can be applied to various types of models, including both linear and nonlinear models. In RS, ensembling can be applied to combine predictions from multiple recommendation models to form a final recommendation.

$$\hat{r}_{ui}^{\text{ensemble}} = \sum_{k=1}^n w_k \cdot \hat{r}_{ui}^{(k)} \quad (12)$$

Here,

- $\hat{r}_{ui}^{\text{ensemble}}$  is the final ensemble prediction for user  $u$  and item  $i$ .
- $w_k$  represents the weight assigned to the prediction from model  $k$ . The weights are typically determined during the training or validation phase and can be static or dynamic. The choice of weighting strategy depends on the characteristics of the models and the data.

- $\hat{r}_{ui}^{(k)}$  is the predicted preference score from model  $k$  for user  $u$  and item  $i$ .

The specific weighting strategy and the number of models involved in the ensemble would depend on the characteristics of the recommendation task, the diversity of the models, and the available data. The weights can be tuned to optimize overall recommendation performance.

#### 4.4.1.8. Bagging (bootstrap aggregating)

Bagging is a popular ensemble method that can be applied to RS. The basic idea behind bagging [157] is to train multiple instances of the same recommendation model on different subsets of the training data and then combine their predictions to improve overall performance. Each model in the ensemble is trained independently, and the final prediction is often obtained by averaging (for regression tasks) or majority voting (for classification tasks).

$$\hat{r}_{ui}^{ensemble} = \frac{1}{n} \sum_{k=1}^n \hat{r}_{ui}^{(k)} \quad (13)$$

Here,  $n$  is the number of models in the ensemble. Bagging can be applied to various recommendation models, including collaborative filtering, content-based filtering, or hybrid models. The choice of the base recommendation model and the number of models in the ensemble depends on the characteristics of the data and the recommendation task. Bagging is a versatile technique that can be adapted to different recommendation scenarios, and it is often used in conjunction with other ensemble methods or techniques such as boosting and stacking for further performance improvement.

#### 4.4.1.9. Boosting

It is an ensemble learning technique that can be applied to RS [158] to improve the predictive performance of models. Unlike bagging, boosting builds a sequence of models sequentially, with each model focusing on correcting the errors of its predecessor. It makes predictions for user-item pairs using the ensemble of models. The final prediction is often a weighted sum of the individual model predictions. Each subsequent model gives more attention to instances that were misclassified by the previous models, leading to an ensemble with improved overall accuracy. Popular boosting algorithms include AdaBoost, Gradient Boosting, and XGBoost.

$$\hat{r}_{ui}^{ensemble} = \sum_{k=1}^n \alpha_k \cdot \hat{r}_{ui}^{(k)} \quad (14)$$

$\alpha_k$  represents the weight assigned to the prediction from model  $k$ . The choice of the base recommendation model, the learning rate, and the number of boosting rounds are key hyperparameters to consider.

#### 4.4.1.10. Stacking

Stacking, also known as stacked generalization, is an ensemble learning technique that can be applied to RS. The key idea behind stacking is to train multiple base recommendation models and then use a meta-model to combine their predictions. The meta-model [159] is trained on the predictions of the base models, aiming to improve the overall predictive performance. Stacking allows the ensemble to benefit from the diverse strengths of different base models

$$\hat{r}_{ui}^{ensemble} = g(\hat{r}_{ui}^{(1)}, \hat{r}_{ui}^{(2)}, \hat{r}_{ui}^{(3)}, \dots, \hat{r}_{ui}^{(n)}) \quad (15)$$

Here,

- $g$  represents the meta-model.
- $\hat{r}_{ui}^{(1)}, \hat{r}_{ui}^{(2)}, \hat{r}_{ui}^{(3)}, \dots, \hat{r}_{ui}^{(n)}$  are the predictions from the base models.

Stacking is a flexible ensemble technique that can be adapted to different recommendation scenarios. The success of stacking depends on the diversity of base models and the characteristics of the data. It is often used in conjunction with other ensemble methods to further improve overall performance.

**Table 6** represents an overview of various algorithm analysis concerning the effective performance of the system. The actual results and performance metrics of these methods can vary based on specific implementation and data characteristics in RS.

### 4.4.2 Training the recommendation model

Train your RE model using the training data you prepared earlier. This involves feeding the data into the model, adjusting the model's parameters, and optimizing the model's performance. You can use techniques like gradient

descent and backpropagation to update the model's weights which is discussed in the previous discussion on building the model.

#### 4.4.2.1 Splitting the data

The goal is to divide the dataset into training and testing sets to assess how well the model generalizes to unseen data. Choose the splitting strategy that best fits your RS and data characteristics. Additionally, it's essential to preprocess the data appropriately, handling missing values, normalizing, and encoding categorical variables, if necessary, before training your recommendation model. Here are some common techniques for splitting data for RS:

- **Train-test split** [160] - Randomly divide your dataset into a training set and a testing set. For example, you might use 80% of the data for training and 20% for testing. Make sure that each user and item has representation in both the training and testing sets to ensure a diverse evaluation
- **Time-based split** [161] - For temporal RS, where recommendations are influenced by time, you might split the data chronologically. The training set contains data up to a certain date, and the testing set contains data after that date.

Table 6: Comparison of algorithm analysis based on performance

Article	Algorithm	Application	Dataset	Method	Similarity Measure	Accuracy	Precision	Performance
[147]	Matrix Factorization	Personalized recommendations	User-item ratings	Decomposes user-item matrix into latent factors	Cosine similarity, Euclidean distance	High	High	Efficient for sparse datasets
[149]	Tensor Factorization	Context-aware recommendations	Multi-dimensional user-item-context data	Extends matrix factorization to higher dimensions	Tensor decomposition techniques	Varies	Moderate	Suitable for context-aware recommendations
[150]	Factorization Machine	Diverse recommendation scenarios	High-dimensional sparse data	Interacts with variables using factorized parameters	Factorized similarity	High	High	Efficient in high-dimensional sparse data
[151] [152]	Random Walk	Similar item recommendations	Graph-based user-item networks	Navigates graph via random steps	Transition probabilities	Moderate	Low-Moderate	Good for capturing network-based similarities
[153] [154]	Sparse Linear Methods	Large-scale RS	User-item interaction data	Learns sparse item-item similarity matrix	Learned item similarities	High	Moderate	Effective in handling sparse data
[155]	Linear Model	Basic user-item matching	Basic user-item features	Simple linear relationships	Linear coefficients	Moderate	Moderate	Quick, easy to interpret
[131]	Ensembling	Robust RS	Diverse	Combines multiple models	Aggregated model outputs	High	High	Robust, improved accuracy
[157]	Bagging	Enhancing model performance	Any	Aggregate predictions from bootstrap samples	Aggregated predictions	High	High	Reduces model variance
[158]	Boosting	Performance optimization	Any	Sequential model building	Weighted aggregation	High	High	Improves weak learners

				on previous errors				
[159]	Stacking	Advanced RS	Varied	Meta-modeling over base models	Meta-learner integration	High	High	Combines diverse model predictions

- **Cross-validation** [162][163] - In situations where the dataset is limited, you can use techniques like k-fold cross-validation. The data is divided into k subsets (folds), and the model is trained and tested k times, with each fold used as the test set once.
- **User/item stratified split** [164] - Ensure that both the training and testing sets have a balanced representation of users and items. This can help prevent situations where certain users or items are not adequately represented in the training or testing set
- **Validation set** [165] - A smaller portion (e.g., 10-15%) is used for hyperparameter tuning and model validation during training. Helps prevent overfitting by providing an independent dataset for fine-tuning
- **Testing set** [166] - Another portion (e.g., 10-15%) is reserved for the final evaluation of the model's performance. It should not be used during training or hyperparameter tuning to ensure an unbiased evaluation.

#### 4.4.3 Hyperparameter tuning

Hyperparameter tuning in an RS [167] involves optimizing the parameters that are not learned during the training process but are set prior to training. These parameters can significantly impact the performance of the recommendation algorithm. Experiment with different hyperparameters [168] like learning rate, regularization strength, and batch size to find the optimal settings for your model. Hyperparameter tuning helps improve your model's performance and accuracy.

- **Learning Rate** - If you're using a learning-based recommendation algorithm, such as collaborative filtering with matrix factorization, adjusting the learning rate can impact the convergence of the model during training.
- **Regularization Parameters** - Regularization is crucial to prevent overfitting. Tuning parameters like L1 or L2 regularization strength can help find the right balance between fitting the training data well and generalizing to new data.
- **Number of Latent Factors** - In matrix factorization-based methods, the number of latent factors determines the dimensionality of the feature space. Too few factors may lead to underfitting, while too many may result in overfitting. Experiment with different values to find the optimal number.
- **Number of Iterations (Epochs)** - The number of iterations during training affects how well the model converges. Too few iterations may result in an underfit model, while too many may lead to overfitting. Experiment with different numbers of epochs to find the right balance.
- **Batch Size** - For models trained using stochastic gradient descent, the batch size can affect the stability of the training process. Smaller batch sizes may provide more noise in the parameter updates, while larger batch sizes may result in slower convergence. Experiment with different batch sizes to find the optimal one.
- **Bias Terms** - RS often includes bias terms to account for user and item biases. Tuning the strength of these bias terms can impact the model's ability to capture user and item preferences.

When tuning hyperparameters, it's essential to use a validation set or cross-validation to assess the model's performance [169] under different parameter configurations. Consider using grid search or random search techniques to efficiently explore the hyperparameter space. Remember that the optimal hyperparameter values can depend on the specific characteristics of your data, so it's often necessary to experiment and iterate to find the best configuration for your RS.

Table 7: Comparison chart focusing on data splitting strategies RS

Article	Data splitting strategy	Training set proportion	Testing set proportion	Validation set proportion	Hyperparameter tuning	Use case
[160]	Train-test split	70-80%	10-20%	10%	20%	General RS

[161]	Time-based split	80% (up to a certain date)	10% (after cutoff date)	10% (excluding training and testing)	20% (training and testing)	Temporal RS
[162] [163]	Cross-validation (k-fold)	80% if 5-fold (varies on each fold)	Varies (e.g., 20% if 5-fold)	Integrated within each fold	10-15%	Situations with limited datasets
[164]	User/item stratified split	70 to 80%	20 to 30%	10 to 20% (training data)	10 to 20% (training data)	Ensuring no user/item is overrepresented
[165]	Validation set	50-70% (excluding validation set)	10-15%	10-15%	10-15%	Complex models requiring extensive tuning
[166]	Testing set	70-85%	10-15%	10-15% (excluding testing)	10-15% (excluding testing)	Final evaluation of model's performance

#### 4.4.4. Validation of the recommendation model

Validate your trained model [170] using the testing data set. Evaluate its performance using metrics like accuracy, precision, recall, or mean average precision. [171] this will give you insights into how well your model is performing and help you identify areas for improvement and the system may go through multiple iterations to fine-tune the model for better accuracy. Precision, recall, and F1 score are common metrics used to evaluate the accuracy of top-k recommendations in a RS. These metrics are particularly useful when dealing with scenarios where you recommend a fixed number (k) of items to users.

##### 4.4.4.1. Precision

It is a metric that focuses on the accuracy of the positive predictions made by a model. In the context of an RS, precision is concerned with the relevance of the recommended items. It answers the question: Out of all the items that the model recommended, how many were truly relevant to the user?

$$Precision = \frac{\text{Number of Correctly Recommended Items}}{\text{Total number of Recommended Items}} \quad (16)$$

$$Precision = \frac{TP}{TP + FP} \quad (17)$$

A high precision indicates that when the model suggests items, it is often correct. However, precision alone might not give the full picture, especially if the model is missing a lot of relevant items (which recall would capture). Precision is often used in conjunction with recall, and the trade-off between these two metrics depends on the specific goals of the RS.

##### 4.4.4.2. Recall

Recall is a metric that assesses the ability of an RS to capture all the relevant items for a user. It focuses on the fraction of relevant items that were successfully recommended. In the context of an RS, recall answers the question: Out of all the items that were truly relevant to the user, how many did the model manage to recommend?

$$Recall = \frac{\text{Number of Correctly Recommended Items}}{\text{Total number of Relevant Items}} \quad (18)$$

$$Recall = \frac{TP}{TP + FN} \quad (19)$$

A high recall indicates that the RS is effective at capturing a large proportion of the relevant items. However, a high recall might come at the cost of precision, as the system may recommend more items, including some that are not relevant. The balance between precision and recall depends on the goals of the RS. In some cases, achieving a higher precision is crucial to ensure that recommended items are highly relevant. In other cases, a higher recall might be more important, especially if it's crucial not to miss relevant items even at the expense of recommending a few irrelevant ones.

#### 4.4.4.3. F1 score

The F1 score [172] is a metric that combines both precision and recall into a single value. It provides a balance between the two metrics, offering a comprehensive evaluation of an RS performance. The F1 score is particularly useful when there is an imbalance between positive and negative instances.

$$F1\ Score = 2 \times \frac{Precision \times Recall}{Precision + Recall} \quad (20)$$

Alternatively, it can be expressed in terms of true positives ( $TP$ ), false positives ( $FP$ ), and false negatives ( $FN$ ):

$$F1\ Score = \frac{2 \times TP}{2 \times TP + FP + FN} \quad (21)$$

The F1 score is especially valuable when there is a need to consider both false positives and false negatives in the evaluation of an RS, striking a balance between precision and recall. Here,

- True positives ( $TP$ ): The number of items that were correctly recommended and are indeed relevant to the user.
- False positives ( $FP$ ): The number of items that were incorrectly recommended (not relevant to the user) but were included in the recommendations.
- False negatives ( $FN$ ): The number of relevant items that were not recommended by the system.

For tasks like recommendation, where the focus is on suggesting relevant items, metrics like precision, recall, and F1 score are typically more informative and relevant. These metrics [173] allow you to evaluate the model's performance in capturing relevant items and avoid penalizing the system for not recommending irrelevant items. While accuracy is a general metric for binary classification tasks, it might not be the most appropriate choice for evaluating RS, where the emphasis is often on the quality of recommended items rather than overall correctness.

#### 4.4.4.4. Mean average precision (MAP)

MAP is a metric commonly used to evaluate the performance of an RS [174], particularly in the context of information retrieval and ranked recommendations. MAP considers not only whether a recommendation is relevant but also the order/ranking of the recommendations. It focuses on the precision of the top-ranked items in the recommendation list, rather than assessing the ability of the system to recall all relevant items.

- **Precision at  $K$  ( $P@K$ )** - Measures the accuracy of the top  $K$  recommendations by calculating the ratio of relevant items to the total number of items in the top  $K$  recommendations.

$$P@K = \frac{\text{Number of Relevant Items in Top } K}{K} \quad (22)$$

- **Average Precision (AP)** - For a specific user, calculate the average precision by taking the mean of precision values at each position where a relevant item is found in the recommendation list.

$$AP = \frac{1}{\text{Number of Relevant Items}} \sum_{k=1}^{\text{Number of Recommended Items}} P@K \times Rel@K \quad (23)$$

Here,  $Rel@K$  is a binary indicator (0 or 1) representing whether the item at position  $k$  is relevant.

- **MAP** - Calculates the mean of the average precision values across all users.

$$MAP = \frac{1}{\text{Number of Relevant Users}} \sum_{Users} AP \quad (24)$$

MAP doesn't explicitly incorporate recall into its calculation. It is more focused on assessing the precision at different positions in the recommendation list. If you are interested in a metric that considers both precision and recall, you might want to look at other metrics like F1 score or precision-recall curves. MAP is a valuable metric for evaluating RS, particularly when the order of recommendations is crucial, but it primarily focuses on precision at different positions in the list.

#### 4.4.4.5. AUC-ROC (area under the receiver operating characteristic curve)

AUC-ROC is commonly used in binary classification problems to evaluate the performance of a model in distinguishing between positive and negative instances. The ROC curve [146] is a graphical representation of the trade-off between true positive rate (sensitivity or Recall) and false positive rate ( $1 - \text{specificity}$  or  $1 - \text{Precision}$ ) at various thresholds. The area under the ROC curve (AUC) [171] summarizes the overall performance across all

possible thresholds. A higher AUC indicates better discrimination ability, implying that the model is better at ranking positive instances higher than negative instances.

When using AUC-ROC for RS, it's crucial to understand its limitations in the context of ranking. Other metrics like MAP or NDCG (normalized discounted cumulative gain) are often more directly applicable to ranking scenarios and provide a better understanding of the quality of recommendations. If your RS involves predicting binary outcomes (e.g., whether a user will interact with a recommended item or not), AUC-ROC may be more directly applicable. While AUC-ROC can be adapted for certain aspects of RS evaluation, it's essential to recognize its limitations in the context of ranking and consider using metrics specifically designed for ranking scenarios for a more accurate assessment of your RE performance.

**RQ 11:** How do different algorithms like matrix factorization, tensor factorization, and factorization machines perform in terms of accuracy and scalability in RS with varying data sparsity levels?

Although all three algorithms are adept at handling sparse data, their suitability varies based on specific use cases. Matrix Factorization is highly efficient for sparse datasets and personalized recommendations. Tensor Factorization excels in multi-dimensional, context-aware scenarios but may vary in accuracy. Factorization Machines are highly accurate and efficient in large-scale, high-dimensional sparse data environments, making them suitable for diverse recommendation scenarios.

**RQ 12:** What are the trade-offs in choosing between linear models and advanced algorithms like random walk or ensembling for RS with complex user-item interactions?

Choosing between linear models and advanced algorithms for RS, such as random walk or ensembling, requires balancing simplicity versus complexity and interpretability against accuracy. Linear models noted for their computational speed and clarity of interpretation, are excellent for scenarios in which the relationships between user and item attributes are simple and linear. However, its simplicity may limit the ability to capture the complex and nonlinear patterns that frequently occur in user-item interactions, potentially resulting in underperformance in more complicated recommendation scenarios on the other hand, advanced algorithms such as random walk and ensembling provide more robust methods for dealing with complicated interactions. Random Walk excels in discovering network-based similarities in graph-structured data and capturing nuanced relationships between users and items, although it may be more difficult to interpret than linear models. Ensembling approaches combine different models to increase prediction performance, provide higher accuracy and robustness in a variety of settings. However, this comes at the expense of greater computational complexity and reduced interpretability. In essence, the choice is based on the RS specific requirements: linear models for simpler, more interpretable results, or complicated algorithms for dealing with complex relationships at the expense of increasing computational demands and decreased transparency.

**RQ 13:** How does the choice of data splitting strategy (train-test split, time-based split, cross-validation, etc.) impact the model's ability to generalize to unseen data in RS?

Each strategy affects the model's capacity to generalize. A train-test split provides a fundamental division but does not consider time-based trends or user/item balance. Time-based splits are required to capture temporal dynamics, although they may not be appropriate for all types of RS. While computationally complex, cross-validation provides a full evaluation across diverse subsets of data, which may lead to greater generalization. User/Item stratified splits are critical for ensuring the suggestions are fair and representative. Validation sets make it possible to fine-tune models without overfitting, which is critical for complicated models that require considerable tuning and validation. To achieve effective model training and optimal generalization to new, unseen data, the data splitting approach should be adapted to the RS specific characteristics and requirements.

**RQ 14:** What are the effects of using User/Item splits compared to traditional random splits on the diversity and representation of users and items in the training and testing datasets?

User/Item splits compared to traditional random splits, improve the diversity and representation of users and items in training and testing datasets. Traditional random splits carry the risk that specific user profiles or item categories will be underrepresented or overrepresented in either the training or testing group. This can result in a model that is biased toward more often represented groups, thus compromising its effectiveness and fairness. User/Item splits solve this problem by guaranteeing that each user and item category is represented proportionally in both databases. This method is especially useful when the dataset includes many occasionally occurring users or items.



This method matches the dataset more closely with real-world distributions, resulting in better model performance and suggestions.

**RQ 15:** How does the adjustment of hyperparameters like learning rate, regularization strength, and number of latent factors influence the performance of matrix factorization-based recommendation models?

The adjustment of hyperparameters such as learning rate, regularization strength, and the number of latent components is critical to the effectiveness of matrix factorization-based recommendation models. The learning rate determines how quickly the model learns; too high a rate may cause the model to overshoot ideal solutions, whereas too low a rate may result in slower convergence. The regularization strength helps in preventing overfitting by penalizing higher parameter values, hence preserving a balance between model complexity and generalization ability. The number of latent components determines the dimensionality of the feature space; an appropriate number captures the complexity of user-item interactions without complicating the model. Adjusting these hyperparameters can have a considerable impact on the model's accuracy, convergence time, and capacity to generalize to new data. Fine-tuning these parameters is therefore critical for optimizing the model's performance, achieving a balance between accuracy, overfitting, and computing efficiency.

**RQ 16:** In what scenarios is AUC-ROC a suitable metric for RS, and what are its limitations compared to metrics like MAP or NDCG?

AUC-ROC is ideal for binary classification problems in RS such as predicting whether a user would like or dislike an item. It performs well in situations where distinguishing between positive and negative instances is critical, offering an indicator of a model's capacity to rank positive occurrences higher than negative ones. However, its shortcomings become obvious in ranking or relevance scenarios, which are characteristic of RS. Unlike MAP or NDCG, AUC-ROC does not take into consideration the sequence of recommendations or the various degrees of relevance between items. MAP and NDCG give better evaluations in these circumstances, focusing on the precision of top-ranked items and considering the decline in relevance. AUC-ROC is useful for interpreting binary results, MAP and NDCG provide a more complete assessment of an RS ability to provide ranked and relevant recommendations.

#### 4.5. Recommendation model deployment

Once the model is trained and evaluated, it is deployed to the production environment where it can generate real-time recommendations for users. The true value of an RS is realized when it's deployed into a production environment and starts influencing user behavior and business metrics. Transitioning from a development environment to a production environment [175] is a pivotal step in realizing the practical impact of an RS. It allows you to gather meaningful insights, optimize performance, and make informed decisions that contribute to the achievement of business goals. Choose a technology stack for deployment (e.g., AWS, Azure, Google Cloud, or on-premises servers). Selecting a technology stack for deploying RS [176] involves considering factors such as scalability, flexibility, ease of deployment, and the specific requirements of the application.

##### 4.5.1. Containerization and cloud deployment orchestration

Package the RS and its dependencies into Docker containers. Deploy Docker containers [177] using Kubernetes for scalability and easy management. Figure 14 displays the random container orchestration methods. Choose a cloud service provider (AWS, Azure, or GCP) and deploy the Kubernetes-managed containers on the selected platform. Develop the web application frontend using a suitable framework (React, Angular, Vue.js) integrated with the chosen backend framework. Integrate the application with the selected database to store and retrieve user and recommendation data. Integrate the trained recommendation model into the application code [178], ensuring real-time or near-real-time predictions. Orchestration platforms continuously monitor the health of deployed containers. If a container or instance becomes unhealthy (e.g., due to a crash or resource constraints), the orchestration platform can automatically replace it with a healthy load balancer that distributes incoming inference requests across multiple instances of the deployed model. This ensures that the workload is evenly distributed, preventing overload in any single instance. When updates to the model or inference code are required, container orchestration platforms facilitate rolling updates. This means updating instances gradually, without causing downtime, ensuring continuous availability of the inference service.

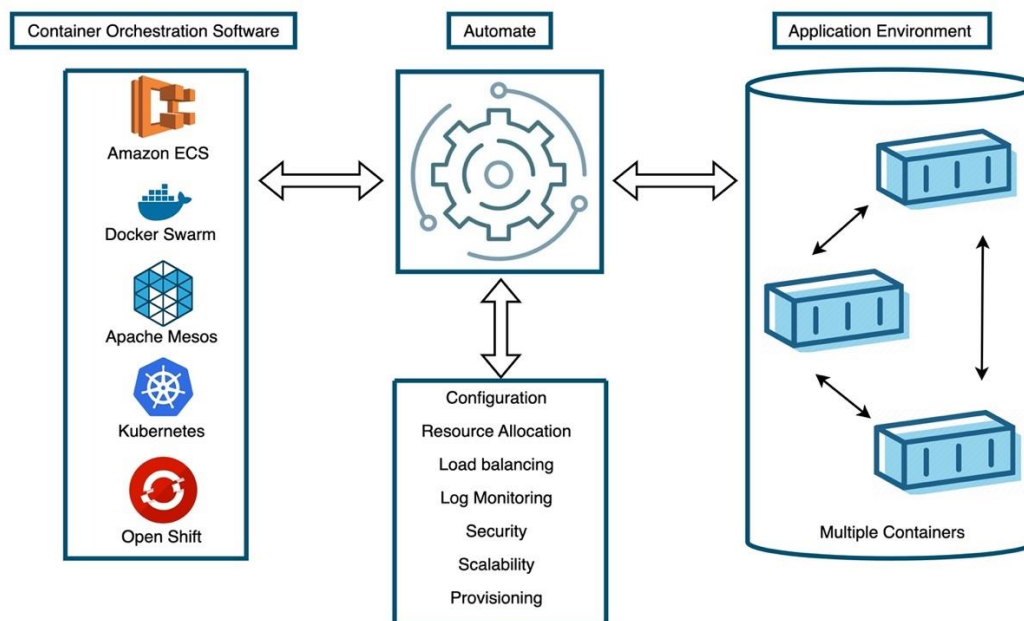


Figure 14. Container orchestration

#### 4.5.2. API Integration

Define API endpoints [179] to handle user requests, process recommendations, and update user interactions. Creating an API to expose your RE model's functionality is a crucial step in integrating the model with your website or application. Select a framework that aligns with your technology stack and the language in which your RE is implemented. Common choices include Flask (Python), Express (Node.js), Django (Python), or FastAPI (Python). Define the endpoints that your API will expose. For a RE, typical endpoints may include:

- /recommend: Get personalized recommendations for a user.
- /feedback: Collect user feedback on recommendations.
- /update: Update user preferences or interactions.

Implement authentication and authorization mechanisms [180] to secure your API. AWS Cognito, JWT (JSON Web Tokens), or OAuth are commonly used for this purpose. Define the formats for API requests and responses. Typically, you'll use JSON for data interchange. Clearly document the expected structure of requests and the format of the returned recommendations.

#### 4.5.3. Model loading and inference

Implement code to load your trained recommendation model into memory. Ensure the model is ready to make predictions based on incoming requests. The implementation details can vary based on your specific recommendation model, the ML library used, and the requirements of your application. Ensure that your model loading process is efficient and consider optimizing for deployment scenarios where models need to be loaded quickly and handle multiple concurrent requests. User interface integration [181] involves designing and implementing the visual elements and interactions that allow users to interact with the recommendations generated by your system. Interactive Elements allow users to click on recommendations for more details. Implement a way for users to provide feedback on recommendations. Then display the loading spinner while recommendations are being fetched. Show user-friendly messages if there are issues fetching recommendations.

#### 4.5.4. Monitoring and logging

Regularly review and analyze monitoring and logging data to identify trends, patterns, and potential optimizations. Conduct post-incident reviews to learn from any outages or critical issues and update monitoring and logging strategies accordingly. Periodically reassess the relevance of metrics and logs [182] to ensure they align with changing business requirements and system architecture. By implementing a robust monitoring and logging strategy,

you gain visibility into the health and performance of your RS enabling proactive identification of issues and continuous improvement.

**RQ 17:** How does the implementation of containerization and cloud deployment orchestration technologies, like Docker and Kubernetes, impact the scalability, performance, and manageability of RS in a production environment?

The implementation of containerization and cloud deployment orchestration technologies like Docker and Kubernetes dramatically improves the scalability, performance, and manageability of RS in production. Containerization separates the system and its dependencies into isolated contexts (Docker containers), assuring consistency across many deployment platforms and reducing conflicts between system components. This increases the system's portability and simplifies deployment procedures. Kubernetes [183], as an orchestration platform, successfully manages these containers by automating scaling, load balancing, and self-healing. It ensures that the RS can react dynamically to changing loads while preserving performance and availability without user intervention. Furthermore, Kubernetes automates the updating process with rolling updates, ensuring minimal downtime.

**RQ 18:** What role do API integration, model loading, inference, monitoring, and logging play in enhancing the efficiency, security, and user experience of these systems?

API integration facilitates seamless communication between the RE and client applications, allowing for real-time personalized recommendations and efficient handling of user requests and feedback. This ensures a responsive and interactive user experience. Model loading and inference are key to the system's performance; efficient loading and optimized inference processes ensure that the system can handle multiple concurrent requests swiftly, minimizing latency. Additionally, robust authentication and authorization mechanisms within the API safeguard against unauthorized access, thereby enhancing security. Monitoring and logging, on the other hand, are vital for maintaining system health and performance. Regular analysis of logs and monitoring data helps in identifying trends, diagnosing issues, and optimizing the system. This proactive approach to identifying and resolving issues before they impact users significantly boosts the overall reliability and effectiveness of the RS [182] thereby enhancing user satisfaction.

#### **4.6. Best practices for optimizing the RE**

Create and maintain effective RE [184] that continuously deliver high-quality suggestions to your users. Optimizing your RE can help improve its performance, accuracy, and user satisfaction.

##### **4.6.1. Update user information**

Regularly update the user data [185] to capture changes in user preferences and behavior. This helps ensure that the recommendations remain relevant and up to date. User preferences and behavior can change over time and incorporating these changes into the model ensures that recommendations stay accurate and reflect the evolving interests of users. By incorporating user lifecycle changes, data versioning, and granular user segmentation into your RE data update strategy, you can maintain a system that adapts to changes in user behavior, providing relevant and timely recommendations to users over the long-term.

##### **4.6.2. Consistently retrain the model**

As user preferences evolve and new data becomes available [186], retraining ensures that the model stays up-to-date and continues to provide relevant recommendations. This will help improve the accuracy and effectiveness of your recommendations. Implement incremental training to update the model with new data efficiently. Train the model on the most recent data while retaining knowledge from previous training sessions to avoid unnecessary computational overhead. Determine an appropriate retraining schedule based on the rate of change in your data and the nature of your application. Consider factors such as seasonality, promotional events, or changes in user behavior that might impact the effectiveness of the model. Establish an automated pipeline for model retraining to streamline the process. Set up triggers for retraining based on specific events or performance metrics. Retrain the model when there is a significant shift in user behavior or when performance metrics indicate a decline in recommendation quality. Automation ensures that the model [187] is consistently updated without manual intervention, reducing the risk of overlooking necessary updates. A dynamic and adaptive system can be maintained by following the retaining strategies that continue to deliver accurate and relevant recommendations to users as their preferences evolve.

### 4.6.3. User feedback loop implementation

Feedback provides valuable insights into user preferences, helping to refine the model and improve the overall user experience. This feedback can help you understand user preferences [188], identify any issues or biases in your recommendations, and make necessary improvements. There are two types of feedback they are, Explicit and Implicit Feedback. Explicit Feedback allows users to provide direct feedback on recommendations, such as ratings, likes, dislikes, or comments. Implicit Feedback Captures user behavior indirectly, such as clicks, purchases, or dwell time, to infer preferences. Design an intuitive and user-friendly interface for collecting feedback. Prompt users to provide feedback at relevant points in the user journey, such as after viewing a recommendation or completing a purchase. Offer multiple channels for feedback, including in-app surveys, email, or dedicated feedback forms. Consider leveraging social media platforms or other communication channels where users are active. Provide incentives [189], such as discounts, loyalty points, or exclusive content, to encourage users to provide feedback. Incentives can increase the quantity and quality of feedback received. Develop a robust system for analyzing and interpreting feedback data. Use NLP and sentiment analysis to understand the sentiment behind textual feedback. Incorporate feedback data into your recommendation model training process. Use feedback [190] to update user preferences, improve item rankings, and adjust model parameters accordingly. Regularly analyze feedback data for biases that may affect the recommendation model. Implement strategies to mitigate bias, such as reweighting feedback from underrepresented user groups.

### 4.6.4. Regular observation of performance metrics

Monitoring performance metrics is an important aspect of maintaining and optimizing RE. Regularly assessing key metrics [191] helps ensure that the system continues to provide high-quality recommendations and allows for timely identification and resolution of any issues. Clearly define the key performance metrics relevant to your RS. Common metrics include precision, recall, F1-score, mean squared error, CTRs, conversion rate, and user engagement. Establish baseline values for each metric [192] [193] based on historical performance or industry benchmarks. Baselines provide a reference point for evaluating the impact of changes and improvements. Implement real-time monitoring [194] to quickly detect anomalies or performance degradation. Utilize monitoring tools and alerts to receive notifications when key metrics deviate from expected values. Conduct error analysis to understand the types of mistakes the RS makes. Identify patterns and commonalities in mispredictions to guide improvements.

#### 4.6.4.1. Conduct A/B testing

A/B testing is a powerful method for comparing the performance of different versions of RE, algorithms, or user interfaces. By conducting A/B tests, you can make data-driven decisions, optimize user experience, and identify which changes lead to improved outcomes. Clearly define the objective of your A/B test. For a RE, objectives could include improving click-through rates [195], increasing user engagement, or enhancing conversion rates. Develop hypotheses based on the changes you want to test. For example, you might hypothesize that a new recommendation algorithm will lead to higher user engagement. Implement the changes you want to test in the test group while keeping the control group unchanged. This could involve deploying a new algorithm, tweaking parameters, or modifying the user interface. Run the A/B test for a predetermined duration to collect sufficient data. The duration depends on factors such as the volume of user interactions and the time required to observe meaningful trends. Evaluate the results of the A/B test, considering both statistical significance and practical significance. Determine whether the changes have a meaningful impact on the chosen metrics and align with your initial hypotheses. Ensure that A/B testing [196] is conducted ethically, respecting user privacy, and obtaining informed consent where necessary. Communicate transparently with users about the purpose of the test and the changes being tested. Embrace a culture of continuous improvement by regularly conducting A/B tests to refine and optimize the RE based on evolving user needs and preferences.

#### 4.6.4.2. Dashboard reporting

Creating a dashboard for reporting is an effective way to monitor the performance of the RE and present key metrics and insights in a clear and accessible manner. A well-designed dashboard [197] can provide stakeholders with real-time information and help them make informed decisions. Clearly define the objectives of your dashboard. Understand the key questions stakeholders want to answer and the metrics that are most relevant to them. Determine the KPIs [198] that align with the goals of your RS. These may include click-through rates, conversion rates, user engagement, and algorithm performance metrics. Choose appropriate visualization tools based on the

nature of your data and the preferences of your audience. Common tools include data visualization libraries (e.g., D3.js, Matplotlib, or Plotly) or dashboard platforms (e.g., Tableau, Power BI, or Google Data Studio). Implement user access control [199] to restrict access to sensitive data and ensure that each stakeholder has access only to the relevant information. A well-defined dashboard that serves as a valuable tool for monitoring and reporting on the performance of your RE. A well-designed dashboard can facilitate data-driven decision-making and contribute to the continuous improvement of your RS.

#### 4.6.4.3. Periodic audits

Conduct periodic audits of the RS to assess their overall performance and identify areas for improvement. Use audit findings to guide ongoing optimization efforts. Periodic audits of the RE are essential to ensure their ongoing effectiveness, reliability, and alignment with the business goals. Audits [200] help identify potential issues, assess the impact of changes, and verify that the system operates as intended. It provides valuable insights that can guide continuous improvement efforts and help maintain a high-quality RS.

#### 4.6.5. Incorporating diversity into RS

Consider incorporating diversity in the recommendations to tailor a wider range of user preferences. This helps prevent the RE from becoming too focused on a specific set of items and ensures a more balanced user experience. Ensure that the item catalog represents a broad range of genres, categories, or attributes. Incorporate various types of items [201] to accommodate different user tastes and interests. Consider user diversity when generating recommendations. Ensure that your system caters to a variety of user-profiles and preferences. Avoid over-recommending popular items to create a more inclusive experience. Find the right balance between exploring new items and exploiting the knowledge gained from user interactions. Implement algorithms that dynamically adjust the exploration-exploitation tradeoff based on user behavior. Allow users to set preferences for the level of diversity they prefer in their recommendation and provide user-controlled diversity settings to tailor the experience to individual preferences. Diversity [202] ensures that users are exposed to a variety of items, reducing the risk of creating filter bubbles and enhancing the potential for serendipitous discoveries.

#### 4.6.6. Scaling strategies in recommendations

Scaling Strategies in RS increase user loads, grow item catalogs, and evolve user behavior. The scalability of an RS ensures that it can deliver timely and accurate suggestions even as the user base expands.

- **Vertical scaling (scaling up)** [203] - Increase the capacity of a single server by upgrading its resources, such as CPU, RAM, or storage. It is suitable for small to medium-sized RS with modest traffic.
- **Horizontal scaling (scaling out)** [204] - Add more machines or nodes to RS to distribute the workload. It is effective for large RS with high traffic and diverse user interactions.
- **Load balancing** [205] - Distribute incoming recommendation requests across multiple servers to balance the load. Ensures even distribution of requests, preventing overload on specific servers.
- **Caching** [206] - Cache frequently accessed recommendation results to reduce the need for recompilation. It improves response times, particularly for popular and stable recommendations.
- **Auto-scaling** [207] - Automatically adjust the number of recommendation service instances based on demand or predefined metrics. It ensures that the system dynamically adapts to fluctuating user loads.
- **Efficient data pipelines** [208] - Optimize data processing pipelines for RS to handle large volumes of user interactions and updates. Ensures timely and accurate data processing, supporting real-time recommendations.

Implementing a combination of these scaling strategies can help ensure that an RS remains responsive, reliable, and efficient as it scales to meet the demands of a growing user base and expanding content catalog. It's essential to choose strategies that align with the specific requirements and characteristics of the recommendation application.

**RQ 19:** How do various scaling strategies like vertical scaling, horizontal scaling, load balancing, caching, auto-scaling, and efficient data pipelines individually and collectively influence the performance, scalability, and user response time of large-scale RS?

Each of these strategies contributes significantly to the performance, scalability, and responsiveness of RS. The impact of each technique varies depending on the system architecture, the type of data, and the application's

specific requirements. Implementing a combination of these strategies can assist in ensuring that an RS remains robust and efficient as it scales to meet increased demand. They ensure high availability, scalability for high query volumes, and improved latency, addressing the main concerns of performance, reliability, and responsiveness in large-scale RS.

## **5. RE tools for businesses**

RE has become essential tools for businesses, driving numerous benefits such as improved customer experience, increased sales and conversion rates, and enhanced revenue. They facilitate efficient marketing spend, enable cross-selling and up-selling, and help reduce abandoned carts. These engines also streamline the checkout process, optimize multi-channel sales, implement dynamic pricing strategies, and encourage subscription and repeat business. The symbiotic relationship between businesses and customers is strengthened through personalized shopping experiences for customers and data-driven, actionable insights for businesses. With ongoing technological advancements, the functionalities and effectiveness of RE are expected to further advance, providing increasingly effective tools and solutions across a variety of industries.

### **5.1. Improved customer experience**

RE can significantly contribute to improving the customer experience across various touchpoints in a business. Personalization in RE analyzes customer behavior and preferences to provide personalized product suggestions. This level of personalization enhances the overall customer experience by showing relevant items that align with individual interests. Enhanced recommendations [209] keep customers engaged with the platform, leading to longer sessions, increased page views, and a higher likelihood of conversions. Improved Customer Retention develops enhanced user loyalty and encourages repeat business by suggesting products that align with the customer's interests and needs. Customers are more likely to find value, satisfaction, and convenience, contributing to increased loyalty and positive word-of-mouth referrals.

### **5.2. Optimized increase in sales and conversions**

#### **5.2.1. Cross-selling and up-selling**

Cross-selling in RE analyzes user behavior and purchase history to suggest complementary products that align with the customer's current selection. For example, if a customer is buying a camera, the RE might suggest related accessories like a camera bag, lenses, or a tripod. Up-selling works by recommending higher-priced or premium versions of products, RE [210] aim to increase the average order value. For instance, if a customer is looking at a particular smartphone, the engine might suggest an upgraded model with additional features.

#### **5.2.2. Reduced abandoned carts**

When users abandon their shopping carts [211], it often indicates hesitations or uncertainties. RE can intervene by displaying relevant products, offering discounts, or providing additional information that addresses the customer's concerns. To encourage users to complete their purchases, RE can provide incentives such as limited-time discounts, free shipping, or exclusive offers on the items in their cart.

#### **5.2.3. Optimized checkout process**

RE work in tandem with efforts to streamline and simplify the checkout process. Implementation of one-click actions or guest checkout options reduces friction [212], enhancing the overall user experience and reducing the likelihood of abandonment.

### **5.3. Efficient marketing spend**

Product recommendations enable businesses to target their marketing efforts more effectively. By understanding customer preferences [109], companies can allocate resources to the most relevant audience segments. By delivering personalized content and promotions, businesses can achieve a higher return on investment (ROI) for their marketing campaigns. Ad spending [213] is directed toward audiences more likely to convert. Achieving efficiency in marketing spending involves strategic planning, data-driven decision-making, and continuous optimization.

## 5.4. Enhanced revenue

RE plays a pivotal role in enhancing revenue by providing personalized, relevant, and timely suggestions to users. The ability to guide customers through their journey, address hesitations, and promote strategic sales opportunities contributes to increased sales, customer loyalty, and overall revenue growth. Continuous optimization and adaptation [214] based on data-driven insights are essential for sustained success in leveraging RE for revenue enhancement.

### 5.4.1. Multi-channel sales optimization

Consistent Cross-Channel Experience [215] ensures that recommendations provide a consistent experience across online and offline channels. In-Store Recommendations Extend RE to in-store displays or personalized shopping experiences to enhance the overall customer journey.

### 5.4.2. Dynamic pricing strategies

Personalized pricing, also known as dynamic or individualized pricing [216], is a strategy that adjusts the cost of a product or service to an individual customer based on various factors such as their purchasing behavior, demographics, location, and other relevant data. This strategy aims to optimize revenue by setting prices that reflect the perceived value to each customer. Businesses should approach personalized pricing ethically, ensuring compliance with legal standards and building trust with customers through clear communication and value-driven strategies. Discount optimization is the strategic process of determining and applying discounts in a way that maximizes the impact on sales, profitability, and customer satisfaction. Effective discount optimization involves careful consideration of various factors, including customer behavior, pricing strategies, and business goals. Offer personalized discounts on recommended products to incentivize purchases without compromising profitability. The key is to continuously analyze data [217], stay attuned to customer preferences, and iteratively refine discount strategies for long-term success.

### 5.4.3. Subscription and repeat business

Subscription and repeat business strategies focus on cultivating long-term relationships with customers by encouraging them to subscribe to services or products and making repeat purchases. These strategies are vital for sustaining revenue, building customer loyalty, and maximizing customer lifetime value. RE [219] can promote subscription-based services or products, leading to recurring revenue. By recommending products based on past purchases, businesses can encourage repeat buying behavior.

**RQ 20:** What are the key strategies and ethical considerations associated with the use of RE in various industries, and how can businesses influence ongoing technological advancements to further enhance their effectiveness?

RE employs several key methods, such as dynamic pricing, cross-selling, personalization, checkout process optimization, decreasing cart abandonment, and subscription schemes. Ethical considerations encompass transparency, data privacy, fairness and bias mitigation, user control, avoiding manipulation, avoiding over-personalization, and maintaining a feedback loop with users. Businesses can influence technological innovations to increase efficacy using sophisticated algorithms, big data, artificial intelligence, real-time and contextual recommendations, integrating REs across channels, investigation of voice and conversational interfaces, adherence to AI ethics, experimentation, and A/B testing to continuously refine recommendations. These strategies and considerations apply across various industries to improve customer experiences and drive revenue growth.

## 6. The Impact of data: How RE propel business expansion

Building a business model [220] with data-driven insights from the core recommendation involves advancing data to make informed decisions, optimize processes, and drive strategic initiatives. Regularly reassess and iterate on the model to adapt to changing business environments and evolving data landscapes. These can be approached through three key strategies, as given below.

### 6.1 Personalization and targeted marketing

Personalization and targeted marketing [221] are crucial components of a data-driven strategy, allowing businesses to improve their interactions with customers based on individual preferences, behaviors, and characteristics. Enhance user engagement and boost conversion rates by delivering highly personalized experiences. Personalization involves customizing experiences, products, or services to meet the specific needs and preferences of individual

users or customers. Targeted Marketing involves directing marketing efforts and messages to specific segments of the audience that are more likely to be interested in a product or service. The implementation strategies [222] followed are leveraging RE insights to create personalized user profiles, marketing communications, emails, and promotions based on user preferences and implementing targeted advertising campaigns that align with individual user behaviors. By combining personalization and targeted marketing strategies [223], businesses can create more meaningful and effective interactions with their audience, leading to user engagement, Increased customer satisfaction and loyalty, Higher conversion rates due to relevant and timely offers, Improved customer retention and repeat business, and ultimately, improved business outcomes.

### 6.2 Optimizing product and content recommendations

Refining product and content recommendations maximizes sales and user satisfaction. Ensures that the data used for recommendations is accurate, up-to-date, and of high quality. Continuous analysis of data on user interactions with recommended products or content and adapt the recommendation strategy based on user feedback and changing market dynamics. Relevance. Is improved based on testing and optimization of recommendation algorithms. The effectiveness of different recommendation strategies is accessed through A/B testing. The benefits of Optimizing Product and Content Recommendations are higher average transaction values through cross-selling and up-selling, reduction in cart abandonment rates and enhanced user engagement with the platform.

### 6.3 Data monetization and partnerships

Data monetization involves leveraging the data that a business collects to generate revenue or create new business opportunities. Partnerships enable businesses to collaborate with other organizations to extract value from their data. Data Monetization [224] recognize the types of data your business collects that have potential value. Assess customer data, transaction data, behavioral data, or any unique datasets your business possesses. Then conduct market research to understand industries or sectors that could benefit from your data. Explore opportunities to monetize RE data through partnerships with third-party advertisers or complementary businesses. Offer premium subscription models that provide enhanced personalization or exclusive content. Collaborate with other platforms or businesses [225] to share recommendation insights for mutual benefit. Invest in secure and scalable data storage and processing systems and explore cloud-based solutions for flexibility and scalability.

Robust security measures must be followed while sharing data with partners. Establish secure data transfer protocols and Implement access controls to protect sensitive information. Regularly assess the effectiveness of partnerships by establishing KPIs for partners. Conduct regular reviews [226] to ensure alignment with business goals. Adhere to data protection regulations by clearly communicating the ethical principles governing data sharing. By effectively implementing data monetization strategies and building partnerships, businesses can unlock new revenue streams, gain valuable insights, and foster collaborative innovation in the evolving landscape of data-driven opportunities. Each of these strategies contributes to the overall goal of building a business model that maximizes the value derived from data-driven insights. By focusing on personalization, optimizing recommendations, and exploring opportunities for data monetization and partnerships, businesses can create a holistic approach that enhances user experience, drives revenue growth, and establishes a sustainable competitive advantage in the market.

**RQ 21:** What are the measurable impacts on customer engagement, revenue growth, and market positioning?

The measurable impacts of RE on customer engagement include increased session duration, higher page views, improved click-through rates (CTRs), and enhanced user retention. On revenue growth, RE led to an increase in conversion rates, raise average order values (AOV), reduce cart abandonment, and promote subscription and repeat business. In terms of market positioning, businesses get a competitive edge by cultivating brand loyalty and utilizing data-driven insights to make well-informed strategic decisions, enhancing their market position. These effects are quantifiable through KPIs like as session duration, page visits, CTRs, conversion rates, AOV, cart abandonment rates, user retention rates, and revenue growth, which can be continuously analyzed and optimized.

## 7. Future of RS

- Continued advancements in AI and ML will enhance the sophistication of recommendation algorithms. Deep learning techniques and neural networks will contribute to more accurate predictions.



- RS will become more context-aware, considering factors such as user location, time of day, and current activities to provide even more relevant suggestions.
- Future RS may extend beyond traditional content recommendations to include multi-modal suggestions, incorporating images, videos, and other interactive elements.
- There will be a growing emphasis on making recommendation algorithms more explainable and transparent, helping users understand why specific recommendations are made and building trust.
- As concerns about user privacy rise, future RS will likely incorporate privacy-preserving techniques to balance personalization with data protection.
- Integrating RS with voice-activated and conversational interfaces will become more prevalent, allowing users to receive recommendations through natural language interactions.
- Real-time recommendations will be optimized for immediacy, providing users with up-to-the-moment suggestions based on their current context and preferences.
- Collaborative filtering, a key technique in RS, will see advancements with the integration of more sophisticated algorithms and hybrid models that combine various recommendation approaches.
- The application of RS will expand across diverse industries, including healthcare, education, finance, and more, tailoring personalized experiences in different domains.
- RS will likely integrate with emerging technologies such as augmented reality (AR) and virtual reality (VR) to provide immersive and personalized experiences.
- RS works on strategies to handle the cold start problem, where there is limited data for new users or items. Implement strategies, such as content-based recommendations, collaborative filtering, or hybrid RE based on user demographics, to provide meaningful suggestions for new users.

## 8. Conclusion

This research underscores the pivotal role of ML in shaping the evolution and effectiveness of RS, particularly in commercial business environments. It illuminates the multifaceted contributions of ML in crafting and refining these systems, from data sourcing to feature engineering and crucial evaluation metrics. Furthermore, this research highlights the profound impact of advanced RE across diverse domains, enhancing user experiences, streamlining information discovery, and driving business success through increased sales and revenue. As users increasingly expect personalized and intuitive online experiences, the study emphasizes the significance of understanding and harnessing ML in RS to unlock the potential of personalized recommendations. This study also highlighted several encouraging recommendations for future research, such as improvements in deep learning models, ethical issues with RS, and scalability challenges to ensure the continued growth and ethical deployment of RS in the digital environment. The objective of this research is to serve as a valuable resource for both researchers and practitioners seeking to navigate the dynamic world of RS and ML techniques for commercial business prospects.

## APPENDIX A – LIST OF ABBREVIATIONS

AI	Artificial Intelligence
ALS	Alternating Least Squares
AOV	Average Order Values
AP	Average Precision
API	Application Programming Interface
AR	Augmented Reality
ARM	Association Rule Mining
AUC-ROC	Area Under the Receiver Operating Characteristic Curve
AWS	Amazon Web Services
CTRs	Click-Through Rates
EDA	Exploratory Data Analysis

ETL	Extract, Transform, Load
GCP	Google Cloud Platform
HBSADE	Hybrid Bayesian Stacked Auto-Denoising Encoder
IBK	Instance-Based K-Nearest Neighbor
IQR	Interquartile Range
JSON	Javascript Object Notation
JWT	Json Web Token.
kNN	K-Nearest Neighbor
KPIs	Key Performance Indicators
MAP	Mean Average Precision
ML	Machine Learning
MLP	Multilayer Perception
MOEAs	Multi-Objective Evolutionary Algorithms
MOEAs	Multi-Objective Evolutionary Algorithms
MOOCs	Massive Open Online Courses
NB	Naive Bayes
NDCG	Normalized Discounted Cumulative Gain
NLP	Natural Language Processing
PR	Personalized Recommendations
PRCP	Personalized Recommendation for Crowdfunding Platform
PSO	Particle Swarm Optimization
PSO	Particle Swarm Optimization
RE	Recommendation Engines
RF	Random Forest
RFM	Recency, Frequency, Monetary
RNN	Recurrent Neural Networks
ROI	Return On Investment
RS	Recommendation Systems
SLIM	Sparse Linear Methods
SQL	Structured Query Language
SVD	Singular Value Decomposition
SVM	Support Vector Machine
VR	Virtual Reality

## References

- [1] F. Ricci, L. Rokach, B. Shapira, P. B. Kantor, and F. Ricci, *Recommender Systems Handbook*. 2011. doi: 10.1007/978-0-387-85820-3.
- [2] D. Roy and M. Dutta, "A systematic review and research perspective on recommender systems," *J. Big Data*, vol. 9, no. 1, 2022, doi: 10.1186/s40537-022-00592-5.
- [3] A. Kodakateri Pudhiyaveetil, S. Gauch, H. Luong, and J. Eno, "Conceptual recommender system for CiteSeerX," *RecSys'09 - Proc. 3rd ACM Conf. Recomm. Syst.*, no. October 2009, pp. 241–244, 2009, doi:

- 10.1145/1639714.1639758.
- [4] C. S. M. Wu, D. Garg, and U. Bhandary, "Movie Recommendation System Using Collaborative Filtering," *Proc. IEEE Int. Conf. Softw. Eng. Serv. Sci. ICSESS*, vol. 2018-Novem, pp. 11–15, 2018, doi: 10.1109/ICSESS.2018.8663822.
- [5] Z. Fayyaz, M. Ebrahimian, D. Nawara, A. Ibrahim, and R. Kashef, "Recommendation systems: Algorithms, challenges, metrics, and business opportunities," *Appl. Sci.*, vol. 10, no. 21, pp. 1–20, 2020, doi: 10.3390/app10217748.
- [6] C. A. Gomez-Urbe and N. Hunt, "The netflix recommender system: Algorithms, business value, and innovation," *ACM Trans. Manag. Inf. Syst.*, vol. 6, no. 4, 2015, doi: 10.1145/2843948.
- [7] Y. Koren, "Factorization meets the neighborhood," pp. 426–434, 2008, doi: 10.1145/1401890.1401944.
- [8] G. Linden, B. Smith, and J. York, "Amazon . com," no. February, 2003.
- [9] G. Sperlí, "A cultural heritage framework using a Deep Learning based Chatbot for supporting tourist journey," *Expert Syst. Appl.*, vol. 183, no. May, p. 115277, 2021, doi: 10.1016/j.eswa.2021.115277.
- [10] C. Porcel, J. M. Moreno, and E. Herrera-Viedma, "A multi-disciplinar recommender system to advice research resources in University Digital Libraries," *Expert Syst. Appl.*, vol. 36, no. 10, pp. 12520–12528, Dec. 2009, doi: 10.1016/J.ESWA.2009.04.038.
- [11] M. Salehi and I. N. Kmalabadi, "A Hybrid Attribute-based Recommender System for E-learning Material Recommendation," *IERI Procedia*, vol. 2, pp. 565–570, Jan. 2012, doi: 10.1016/J.IERI.2012.06.135.
- [12] Y. Z. Wei, L. Moreau, and N. R. Jennings, "Learning users' interests in a market-based recommender system," *Lect. Notes Comput. Sci. (including Subser. Lect. Notes Artif. Intell. Lect. Notes Bioinformatics)*, vol. 3177, no. 12, pp. 833–840, 2004, doi: 10.1007/978-3-540-28651-6\_124.
- [13] F. O. Isinkaye, Y. O. Folajimi, and B. A. Ojokoh, "Recommendation systems: Principles, methods and evaluation," *Egypt. Informatics J.*, vol. 16, no. 3, pp. 261–273, Nov. 2015, doi: 10.1016/J.EIJ.2015.06.005.
- [14] Y. Liu and Z. Ding, "Personalized recommendation model of electronic commerce in new media era based on semantic emotion analysis," *Front. Psychol.*, vol. 13, no. July, pp. 1–12, 2022, doi: 10.3389/fpsyg.2022.952622.
- [15] M. Zihayat, A. Ayanso, X. Zhao, H. Davoudi, and A. An, "A utility-based news recommendation system," *Decis. Support Syst.*, vol. 117, pp. 14–27, Feb. 2019, doi: 10.1016/J.DSS.2018.12.001.
- [16] D. Jannach and M. Jugovac, "Measuring the business value of recommender systems," *ACM Trans. Manag. Inf. Syst.*, vol. 10, no. 4, pp. 1–22, 2019, doi: 10.1145/3370082.
- [17] E. M. Demirezen and S. Kumar, "Optimization of Recommender Systems Based on Inventory," *Prod. Oper. Manag.*, vol. 25, no. 4, pp. 593–608, 2016, doi: 10.1111/poms.12540.
- [18] R. Ding *et al.*, *Interpretable User Retention Modeling in Recommendation*, vol. 1, no. 1. Association for Computing Machinery, 2023. doi: 10.1145/3604915.3608818.
- [19] B. A. Lameijer, H. Boer, J. Antony, and R. J. M. M. Does, "Continuous improvement implementation models: a reconciliation and holistic metamodel," *Prod. Plan. Control*, vol. 34, no. 11, pp. 1062–1081, 2023, doi: 10.1080/09537287.2021.1974114.
- [20] J. Xu, J. Wang, Y. Tian, J. Yan, X. Li, and G. Id, "SE-stacking: Improving user purchase behavior prediction by information fusion and ensemble learning," 2020, doi: 10.1371/journal.pone.0242629.
- [21] N. Helberger, K. Karppinen, and L. D'Acunto, "Exposure diversity as a design principle for recommender systems," *Inf. Commun. Soc.*, vol. 21, no. 2, pp. 191–207, 2018, doi: 10.1080/1369118X.2016.1271900.
- [22] S. Wang, L. Cao, Y. Wang, Q. Z. Sheng, M. A. Orgun, and D. Lian, "A Survey on Session-based Recommender Systems," *ACM Comput. Surv.*, vol. 54, no. 7, Jul. 2021, doi: 10.1145/3465401.
- [23] C. N. Ziegler, G. Lausen, and L. Schmidt-Thieme, "Taxonomy-driven computation of product recommendations," *Int. Conf. Inf. Knowl. Manag. Proc.*, pp. 406–415, 2004, doi: 10.1145/1031171.1031252.
- [24] S. Ajmal, M. Awais, K. S. Khurshid, M. Shoaib, and A. Abdelrahman, "Data mining-based recommendation system using social networks—an analytical study," *PeerJ Comput. Sci.*, vol. 9, p. e1202, Feb. 2023, doi: 10.7717/peerj-cs.1202.
- [25] J. E. Purnomo and S. N. Endah, "Rating Prediction on Movie Recommendation System: Collaborative Filtering Algorithm (CFA) vs. Dissymmetrical Percentage Collaborative Filtering Algorithm (DSPCFA)," *ICICOS 2019 - 3rd Int. Conf. Informatics Comput. Sci. Accel. Informatics Comput. Res. Smarter Soc. Era Ind. 4.0, Proc.*, pp. 2–7, 2019, doi: 10.1109/ICICoS48119.2019.8982385.

- [26] A. Pal and S. Counts, "Identifying topical authorities in microblogs," *Proc. 4th ACM Int. Conf. Web Search Data Mining, WSDM 2011*, pp. 45–54, 2011, doi: 10.1145/1935826.1935843.
- [27] M. Li, M. Yuan, and Y. Xu, "An approach to task-oriented knowledge recommendation based on multi-granularity fuzzy linguistic method," *Kybernetes*, vol. 44, no. 3, pp. 460–474, 2015, doi: 10.1108/K-10-2014-0207.
- [28] F. Lorenzi, A. L. C. Bazzan, M. Abel, and F. Ricci, "Improving recommendations through an assumption-based multiagent approach: An application in the tourism domain," *Expert Syst. Appl.*, vol. 38, no. 12, pp. 14703–14714, 2011, doi: 10.1016/j.eswa.2011.05.010.
- [29] Y. Hu, "A Music Recommendation System Based on User Behaviors and Genre Classification," 2012.
- [30] J. Bobadilla, F. Ortega, A. Hernando, and A. Gutiérrez, "Recommender systems survey," *Knowledge-Based Syst.*, vol. 46, pp. 109–132, Jul. 2013, doi: 10.1016/J.KNOSYS.2013.03.012.
- [31] S. B. Aher and L. M. R. J. Lobo, "Combination of machine learning algorithms for recommendation of courses in E-Learning System based on historical data," *Knowledge-Based Syst.*, vol. 51, pp. 1–14, Oct. 2013, doi: 10.1016/J.KNOSYS.2013.04.015.
- [32] X. Yang, Y. Guo, Y. Liu, and H. Steck, "A survey of collaborative filtering based social recommender systems," *Comput. Commun.*, vol. 41, pp. 1–10, Mar. 2014, doi: 10.1016/J.COMCOM.2013.06.009.
- [33] J. Lu, D. Wu, M. Mao, W. Wang, and G. Zhang, "Recommender system application developments: A survey," *Decis. Support Syst.*, vol. 74, pp. 12–32, Jun. 2015, doi: 10.1016/J.DSS.2015.03.008.
- [34] F. Ricci, B. Shapira, and L. Rokach, *Recommender systems handbook, Second edition*. 2015. doi: 10.1007/978-1-4899-7637-6.
- [35] L. Liu, J. Xu, S. S. Liao, and H. Chen, "A real-time personalized route recommendation system for self-drive tourists based on vehicle to vehicle communication," *Expert Syst. Appl.*, vol. 41, no. 7, pp. 3409–3417, 2014, doi: 10.1016/j.eswa.2013.11.035.
- [36] Q. Diao, M. Qiu, C. Y. Wu, A. J. Smola, J. Jiang, and C. Wang, "Jointly modeling aspects, ratings and sentiments for movie recommendation (JMARS)," *Proc. ACM SIGKDD Int. Conf. Knowl. Discov. Data Min.*, pp. 193–202, 2014, doi: 10.1145/2623330.2623758.
- [37] D. Lin and S. Jingtao, "A recommender system based on contextual information of click and purchase data to items for e-commerce," *IET Conf. Publ.*, vol. 2015, no. CP678, 2015, doi: 10.1049/cp.2015.0823.
- [38] S. Wen, M. S. Haghghi, C. Chen, Y. Xiang, W. Zhou, and W. Jia, "A sword with two edges: Propagation studies on both positive and negative information in online social networks," *IEEE Trans. Comput.*, vol. 64, no. 3, pp. 640–653, 2015, doi: 10.1109/TC.2013.2295802.
- [39] H. Li, J. Cui, B. Shen, and J. Ma, "An intelligent movie recommendation system through group-level sentiment analysis in microblogs," *Neurocomputing*, vol. 210, pp. 164–173, Oct. 2016, doi: 10.1016/J.NEUCOM.2015.09.134.
- [40] J. Kang and H. Lee, "Modeling user interest in social media using news media and wikipedia," *Inf. Syst.*, vol. 65, pp. 52–64, 2017, doi: 10.1016/j.is.2016.11.003.
- [41] Á. L. Murciego *et al.*, "electronics Context-Aware Recommender Systems in the Music Domain: A Systematic Literature Review Citation," 2021, doi: 10.3390/electronics10131555.
- [42] F. Zarrinkalam, M. Kahani, and E. Bagheri, *User interest prediction over future unobserved topics on social networks*, vol. 22, no. 1–2. Springer Netherlands, 2019. doi: 10.1007/s10791-018-9337-y.
- [43] K. Wang, T. Zhang, T. Xue, Y. Lu, and S. G. Na, "E-commerce personalized recommendation analysis by deeply-learned clustering," *J. Vis. Commun. Image Represent.*, vol. 71, p. 102735, Aug. 2020, doi: 10.1016/J.JVCIR.2019.102735.
- [44] S. Dhelim, H. Ning, N. Aung, R. Huang, and J. Ma, "Personality-Aware Product Recommendation System Based on User Interests Mining and Metapath Discovery," *IEEE Trans. Comput. Soc. Syst.*, vol. 8, no. 1, pp. 86–98, 2021, doi: 10.1109/TCSS.2020.3037040.
- [45] G. Ke, H. Le Du, and Y. C. Chen, "Cross-platform dynamic goods recommendation system based on reinforcement learning and social networks," *Appl. Soft Comput.*, vol. 104, p. 107213, Jun. 2021, doi: 10.1016/J.ASOC.2021.107213.
- [46] D. M. Nguyen, C. Wang, Y. Shen, and Y. Zeng, "LightSAGE: Graph Neural Networks for Large Scale Item Retrieval in Shopee's Advertisement Recommendation," *Proc. 17th ACM Conf. Recomm. Syst. RecSys 2023*, pp. 334–337, 2023, doi: 10.1145/3604915.3608863.
- [47] S. K. Lee, Y. H. Cho, and S. H. Kim, "Collaborative filtering with ordinal scale-based implicit ratings for

- mobile music recommendations," *Inf. Sci. (Ny)*, vol. 180, no. 11, pp. 2142–2155, Jun. 2010, doi: 10.1016/J.INS.2010.02.004.
- [48] H. Ma, I. King, and M. R. Lyu, "Learning to recommend with explicit and implicit social relations," *ACM Trans. Intell. Syst. Technol.*, vol. 2, no. 3, 2011, doi: 10.1145/1961189.1961201.
- [49] X. Su and T. M. Khoshgoftaar, "A Survey of Collaborative Filtering Techniques," *Adv. Artif. Intell.*, 2009, doi: 10.1155/2009/421425.
- [50] J. Wang, A. P. De Vries, and M. J. T. Reinders, "Unifying user-based and item-based collaborative filtering approaches by similarity fusion," *Proc. Twenty-Ninth Annu. Int. ACM SIGIR Conf. Res. Dev. Inf. Retr.*, vol. 2006, no. August, pp. 501–508, 2006, doi: 10.1145/1148170.1148257.
- [51] H. Ma, I. King, and M. R. Lyu, "Effective missing data prediction for collaborative filtering," *Proc. 30th Annu. Int. ACM SIGIR Conf. Res. Dev. Inf. Retrieval, SIGIR'07*, pp. 39–46, 2007, doi: 10.1145/1277741.1277751.
- [52] B. Sarwar, G. Karypis, J. Konstan, and J. Riedl, "Item-based collaborative filtering recommendation.pdf," *Proc. 10th Int. Conf. World Wide Web*, vol. 285–295, 2001.
- [53] E. P. Lim, H. Chen, and G. Chen, "Business intelligence and analytics : Research directions Institutional Knowledge at Singapore Management University Business Intelligence and Analytics : Research Directions," *Bus. Intell. Anal. Res. Dir.*, p. 12, 2013.
- [54] R. Burke, "Hybrid recommender systems: Survey and experiments," *User Model. User-Adapted Interact.*, vol. 12, no. 4, pp. 331–370, 2002, doi: 10.1023/A:1021240730564.
- [55] P. Yin, J. Wang, J. Zhao, H. Wang, and H. Gan, "Deep Collaborative Filtering: A Recommendation Method for Crowdfunding Project Based on the Integration of Deep Neural Network and Collaborative Filtering," *Math. Probl. Eng.*, vol. 2022, 2022, doi: 10.1155/2022/4655030.
- [56] W. W. Moe, N. Aye, and A. Htwe, "Performance Comparison of Collaborative Filtering Prediction Methods on Recommendation System," *Technol. Sci. Am. Sci. Res. J. Eng.*, vol. 28, no. 1, pp. 18–29, 2017, [Online]. Available: <http://asrjetsjournal.org/>
- [57] J. Ren, X. Wang, Q. He, B. Yi, and Y. Zhang, "A Cultural Resource Recommendation Model Based On Graph Neural Networks," *2022 14th Int. Conf. Commun. Softw. Networks, ICCSN 2022*, pp. 119–125, 2022, doi: 10.1109/ICCSN55126.2022.9817589.
- [58] Y. Hu, W. Shi, H. Li, and X. Hu, "Mitigating data sparsity using similarity reinforcement-enhanced collaborative filtering," *ACM Trans. Internet Technol.*, vol. 17, no. 3, pp. 1–20, 2017, doi: 10.1145/3062179.
- [59] S. N. Gunjal, S. K. Yadav, and D. B. Kshirsagar, "A hybrid scalable collaborative filtering based recommendation system using ontology and incremental SVD algorithm," *Proc. 2020 Int. Conf. Smart Innov. Des. Environ. Manag. Plan. Comput. ICSIDEMPC 2020*, pp. 39–45, 2020, doi: 10.1109/ICSIDEMPC49020.2020.9299604.
- [60] J. Salter and N. Antonopoulos, "CinemaScreen recommender agent: Combining collaborative and content-based filtering," *IEEE Intell. Syst.*, vol. 21, no. 1, pp. 35–41, 2006, doi: 10.1109/MIS.2006.4.
- [61] G. Parthasarathy and S. Sathiyadevi, "Hybrid Recommendation System Based on Collaborative and Content-Based Filtering," *Cybern. Syst.*, vol. 54, no. 4, pp. 432–453, 2023, doi: 10.1080/01969722.2022.2062544.
- [62] U. Javed, K. Shaukat, I. A. Hameed, F. Iqbal, T. M. Alam, and S. Luo, "A Review of Content-Based and Context-Based Recommendation Systems," *Int. J. Emerg. Technol. Learn.*, vol. 16, no. 3, pp. 274–306, 2021, doi: 10.3991/ijet.v16i03.18851.
- [63] J. Ben Schafer, D. Frankowski, J. Herlocker, and S. Sen, "LNCS 4321 - Collaborative Filtering Recommender Systems," no. November, 2014.
- [64] S. Rajalakshmi, R. Sakaya Milton, and T. T. Mirnalinee, "Factoring textual reviews into user preferences in multi-criteria based content boosted hybrid filtering (MCCBHF) recommendation system," *AI Commun.*, vol. 36, no. 3, pp. 175–190, Jan. 2023, doi: 10.3233/AIC-220122.
- [65] M. Liao and S. S. Sundar, "When E-Commerce Personalization Systems Show and Tell: Investigating the Relative Persuasive Appeal of Content-Based versus Collaborative Filtering," *J. Advert.*, vol. 51, no. 2, pp. 256–267, 2022, doi: 10.1080/00913367.2021.1887013.
- [66] N. Vullam, S. S. Vellela, R. Venkateswara, M. V. Rao, S. K. Khader Basha, and D. Roja, "Multi-Agent Personalized Recommendation System in E-Commerce based on User," *Proc. 2nd Int. Conf. Appl. Artif. Intell. Comput. ICAAIC 2023*, pp. 1194–1199, 2023, doi: 10.1109/ICAAIC56838.2023.10140756.
- [67] Q. Li, X. Li, B. Lee, and J. Kim, "A hybrid cnn-based review helpfulness filtering model for improving e-

- commerce recommendation service," *Appl. Sci.*, vol. 11, no. 18, 2021, doi: 10.3390/app11188613.
- [68] J. Wei, J. He, K. Chen, Y. Zhou, and Z. Tang, "Collaborative filtering and deep learning based recommendation system for cold start items," *Expert Syst. Appl.*, vol. 69, pp. 29–39, Mar. 2017, doi: 10.1016/j.eswa.2016.09.040.
- [69] N. Immaneni, I. Padmanaban, B. Ramasubramanian, and R. Sridhar, "A meta-level hybridization approach to personalized movie recommendation," *2017 Int. Conf. Adv. Comput. Commun. Informatics, ICACCI 2017*, vol. 2017-Janua, pp. 2193–2200, 2017, doi: 10.1109/ICACCI.2017.8126171.
- [70] M. Yu, Z. Ding, J. Yu, W. Zhang, M. Yang, and M. Zhao, "Graph Contrastive Learning with Adaptive Augmentation for Knowledge Concept Recommendation," *Proc. 2023 26th Int. Conf. Comput. Support. Coop. Work Des. CSCWD 2023*, no. 1, pp. 1281–1286, 2023, doi: 10.1109/CSCWD57460.2023.10152806.
- [71] D. Varela, J. Aguilar, J. Monsalve-Pulido, and E. Montoya, "Analysis of Meta-Features in the Context of Adaptive Hybrid Recommendation Systems," *Proc. - 2022 48th Lat. Am. Comput. Conf. CLEI 2022*, 2022, doi: 10.1109/CLEI56649.2022.9959945.
- [72] D. H. Lee and P. Brusilovsky, "Using self-defined group activities for improving recommendations in collaborative tagging systems," *RecSys'10 - Proc. 4th ACM Conf. Recomm. Syst.*, pp. 221–224, 2010, doi: 10.1145/1864708.1864752.
- [73] R. Burke, "Hybrid web recommender systems," *Lect. Notes Comput. Sci. (including Subser. Lect. Notes Artif. Intell. Lect. Notes Bioinformatics)*, vol. 4321 LNCS, pp. 377–408, 2007, doi: 10.1007/978-3-540-72079-9\_12.
- [74] M. E. B. H. Kbaier, H. Masri, and S. Krichen, "A personalized hybrid tourism recommender system," *Proc. IEEE/ACS Int. Conf. Comput. Syst. Appl. AICCSA*, vol. 2017-October, pp. 244–250, 2017, doi: 10.1109/AICCSA.2017.12.
- [75] C. K. Raghavendra and K. C. Srikantaiah, "Weighted Hybrid Model for Improving Predictive Performance of Recommendation Systems Using Ensemble Learning," *Indian J. Comput. Sci. Eng.*, vol. 13, no. 2, pp. 513–524, 2022, doi: 10.21817/indjcse/2022/v13i2/221302133.
- [76] N. Azri, "Enhancing Recommender Systems through Hybrid Fusion of SVD / SVD ++ and k-Nearest Neighbors," *2023 14th Int. Conf. Intell. Syst. Theor. Appl.*, pp. 1–7, doi: 10.1109/SITA60746.2023.10373705.
- [77] E. Çano and M. Morisio, "Hybrid recommender systems: A systematic literature review," *Intell. Data Anal.*, vol. 21, no. 6, pp. 1487–1524, 2017, doi: 10.3233/IDA-163209.
- [78] M. T. Ribeiro, A. Lacerda, A. Veloso, and N. Ziviani, "Pareto-efficient hybridization for multi-objective recommender systems," *RecSys'12 - Proc. 6th ACM Conf. Recomm. Syst.*, pp. 19–26, 2012, doi: 10.1145/2365952.2365962.
- [79] S. Geng, X. He, Y. Wang, H. Wang, B. Niu, and K. M. Law, "Multicriteria recommendation based on bacterial foraging optimization," *Int. J. Intell. Syst.*, vol. 37, no. 2, pp. 1618–1645, Feb. 2022, doi: 10.1002/INT.22688.
- [80] Di. Carvalho, N. Silva, T. Trotta, A. C. M. Pereira, F. Mourao, and L. Rocha, "A Particle Swarm approach to mitigate the apparent diversity-accuracy dilemma in recommendation domains in recommendation domains," *2019 IEEE Congr. Evol. Comput. CEC 2019 - Proc.*, pp. 2183–2190, Jun. 2019, doi: 10.1109/CEC.2019.8790039.
- [81] M. T. Ribeiro, N. Ziviani, E. S. De Moura, I. Hata, A. Lacerda, and A. Veloso, "Multiobjective Pareto-Efficient Approaches for Recommender Systems," *ACM Trans. Intell. Syst. Technol.*, vol. 5, no. 4, Dec. 2014, doi: 10.1145/2629350.
- [82] S. Bhaskaran and R. Marappan, "Design and analysis of an efficient machine learning based hybrid recommendation system with enhanced density-based spatial clustering for digital e-learning applications," *Complex Intell. Syst.*, vol. 9, pp. 3517–3533, 2023, doi: 10.1007/s40747-021-00509-4.
- [83] L. Zhang, X. Zhang, F. Cheng, X. Sun, and H. Zhao, "Personalized Recommendation for Crowdfunding Platform: A Multi-objective Approach," *2019 IEEE Congr. Evol. Comput. CEC 2019 - Proc.*, pp. 3316–3324, Jun. 2019, doi: 10.1109/CEC.2019.8790349.
- [84] R. Yera and L. Martínez, "Fuzzy tools in recommender systems: A survey," *Int. J. Comput. Intell. Syst.*, vol. 10, no. 1, pp. 776–803, 2017, doi: 10.2991/ijcis.2017.10.1.52.
- [85] D. Zhang, C. H. Hsu, M. Chen, Q. Chen, N. Xiong, and J. Lloret, "Cold-start recommendation using Bi-clustering and fusion for large-scale social recommender systems," *IEEE Trans. Emerg. Top. Comput.*, vol. 2, no. 2, pp. 239–250, 2014, doi: 10.1109/TETC.2013.2283233.
- [86] H. Gao and W. Li, "A hotel recommendation system based on collaborative filtering and Rankboost algorithm," *2010 Int. Conf. Multimed. Inf. Technol. MMIT 2010*, vol. 1, pp. 317–320, 2010, doi:

- 10.1109/MMIT.2010.14.
- [87] A. El Fazziki, O. El Aissaoui, Y. E. M. El Alami, Y. El Alloui, and M. Benbrahim, "A new collaborative approach to solve the gray-sheep users problem in recommender systems," *2019 3rd Int. Conf. Intell. Comput. Data Sci. ICDS 2019*, pp. 1–4, 2019, doi: 10.1109/ICDS47004.2019.8942256.
- [88] S. K. Lam and J. Riedl, "Shilling recommender systems for fun and profit," *Thirteen. Int. World Wide Web Conf. Proceedings, WWW2004*, pp. 393–402, 2004, doi: 10.1145/988672.988726.
- [89] S. J. Gong and G. H. Cheng, "Mining user interest change for improving collaborative filtering," *Proc. - 2008 2nd Int. Symp. Intell. Inf. Technol. Appl. IITA 2008*, vol. 3, pp. 24–27, 2008, doi: 10.1109/IITA.2008.385.
- [90] P. Sulikowski and T. Zdziebko, "electronics Article", doi: 10.3390/electronics9020266.
- [91] M. W. Khan, G. Y. Chan, and F. F. Chua, "Enhancing quality of movies recommendation through contextual ontological user profiling," *Commun. Comput. Inf. Sci.*, vol. 1071, pp. 307–319, 2019, doi: 10.1007/978-981-32-9563-6\_32/COVER.
- [92] M. Gan and O. C. Kwon, "A knowledge-enhanced contextual bandit approach for personalized recommendation in dynamic domains," *Knowledge-Based Syst.*, vol. 251, p. 109158, Sep. 2022, doi: 10.1016/J.KNOSYS.2022.109158.
- [93] W. Serrano, "Intelligent Recommender System for Big Data Applications Based on the Random Neural Network †," 2018, doi: 10.3390/bdcc3010015.
- [94] A. Parameswaran, P. Venetis, and H. Garcia-Molina, "Recommendation systems with complex constraints: A course recommendation perspective," *ACM Trans. Inf. Syst.*, vol. 29, no. 4, 2011, doi: 10.1145/2037661.2037665.
- [95] X. Wu, Y. Shi, W. Yao, H. Zhou, X. Huang, and N. Liu, "Towards Personalized Cold-Start Recommendation with Prompts," 2018, Accessed: Jan. 24, 2024. [Online]. Available: <https://github.com/JacksonWuxs/PromptRec>.
- [96] R. Alabdulrahman, H. Viktor, and E. Paquet, "Active Learning and User Segmentation for the Cold-start Problem in Recommendation Systems", doi: 10.5220/0008162901130123.
- [97] Y. E. Kim, S. M. Choi, D. Lee, Y. G. Seo, and S. Lee, "A Reliable Prediction Algorithm Based on Genre2Vec for Item-Side Cold-Start Problems in Recommender Systems with Smart Contracts," *Math. 2023, Vol. 11, Page 2962*, vol. 11, no. 13, p. 2962, Jul. 2023, doi: 10.3390/MATH11132962.
- [98] P. Mazumdar, B. K. Patra, and K. S. Babu, "Cold-start Point-of-interest Recommendation through Crowdsourcing," *ACM Trans. Web*, vol. 14, no. 4, Aug. 2020, doi: 10.1145/3407182.
- [99] X. Li, W. Jiang, W. Chen, J. Wu, and G. Wang, "HAES: A New Hybrid Approach for Movie Recommendation with Elastic Serendipity," 2019, doi: 10.1145/3357384.3357868.
- [100] N. Sivaramakrishnan, V. Subramaniaswamy, A. Vilorio, V. Vijayakumar, and N. Senthilselvan, "A deep learning-based hybrid model for recommendation generation and ranking," *Neural Comput. Appl.*, vol. 33, no. 17, pp. 10719–10736, Sep. 2021, doi: 10.1007/S00521-020-04844-4/METRICS.
- [101] A. Felfernig, G. Friedrich, M. Zanker, and D. Jannach, "Constraint-based recommender systems," *Recomm. Syst. Handbook, Second Ed.*, pp. 161–190, Jan. 2015, doi: 10.1007/978-1-4899-7637-6\_5/COVER.
- [102] B. N. Miller, J. A. Konstan, and J. Riedl, "PocketLens: Toward a personal recommender system," *ACM Trans. Inf. Syst.*, vol. 22, no. 3, pp. 437–476, 2004, doi: 10.1145/1010614.1010618.
- [103] S. Gao and W. Meng, "Development of a Personalized Recommendation System for E-Commerce Products for Distributed Storage Systems," *Comput. Intell. Neurosci.*, vol. 2022, 2022, doi: 10.1155/2022/4752981.
- [104] S. Lee, D. Lee, and S. Lee, "Personalized DTV program recommendation system under a cloud computing environment," *IEEE Trans. Consum. Electron.*, vol. 56, no. 2, pp. 1034–1042, May 2010, doi: 10.1109/TCE.2010.5506036.
- [105] E. E. Erdem and G. K. Orman, "ScienceDirect Peer-review under responsibility of the scientific committee of the 27th International Conference on Knowledge Based and Intelligent Information and Engineering Systems-NC-ND license (<https://creativecommons.org/licenses/by-nc-nd/4.0>) Peer-review under responsibility of the scientific committee of the 27th International Conference on Knowledge Based and Intelligent Information and Engineering Systems On the role of user segmentation in recommender systems' performances," 2023, doi: 10.1016/j.procs.2023.10.224.
- [106] I. Pawełozek, "Customer segmentation based on activity monitoring applications for the recommendation system," *Procedia Comput. Sci.*, vol. 192, pp. 4751–4761, Jan. 2021, doi: 10.1016/J.PROCS.2021.09.253.
- [107] A. Ahramovich, "Recommendation systems and machine learning: approaches and case studies,"

- ltransition. [Online]. Available: <https://www.itransition.com/machine-learning/recommendation-systems>
- [108] Z. Shi, Z. Wen, and J. Xia, "An Intelligent Recommendation System based on Customer Segmentation," *Int. J. Res. Bus. Stud. Manag.*, vol. 2, no. 11, p. 78, 2015.
- [109] M. A. Gomes, T. Meisen, M. A. Gomes, and T. Meisen, "A review on customer segmentation methods for personalized customer targeting in e-commerce use cases," *Inf. Syst. E-bus. Manag.* 2023 213, vol. 21, no. 3, pp. 527–570, Jun. 2023, doi: 10.1007/S10257-023-00640-4.
- [110] N. Chaudhary, D. R. Chowdhury, and B. Ai |, "Data Preprocessing for Evaluation of Recommendation Models in E-Commerce", doi: 10.3390/data4010023.
- [111] A. Dattolo, F. Ferrara, and C. Tasso, "The role of tags for recommendation: A survey," *3rd Int. Conf. Hum. Syst. Interact. HSI'2010 - Conf. Proc.*, pp. 548–555, 2010, doi: 10.1109/HSI.2010.5514515.
- [112] Y. Zhang, N. Zhang, and J. Tang, "A Collaborative Filtering Tag Recommendation System based on Graph", Accessed: Jan. 26, 2024. [Online]. Available: <http://www.ebay.com>
- [113] M. Berbatova, "Overview on NLP Techniques for Content-Based Recommender Systems for Books," pp. 55–61, Sep. 2019, doi: 10.26615/ISSN.2603-2821.2019\_009.
- [114] S. Yeruva, A. Sathvika, D. Sruthi, D. Y. Reddy, and G. G. Krishna, "Apparel Recommendation System using Content-Based Filtering," *Int. J. Recent Technol. Eng.*, vol. 11, no. 4, pp. 46–51, Nov. 2022, doi: 10.35940/IJRTE.D7331.1111422.
- [115] O. S. Shalom, H. Roitman, and P. Kouki, "Natural Language Processing for Recommender Systems," *Recomm. Syst. Handb. Third Ed.*, pp. 447–483, Jan. 2022, doi: 10.1007/978-1-0716-2197-4\_12.
- [116] T. Osadchiy, I. Poliakov, P. Olivier, M. Rowland, and E. Foster, "Recommender system based on pairwise association rules," *Expert Syst. Appl.*, vol. 115, pp. 535–542, Jan. 2019, doi: 10.1016/J.ESWA.2018.07.077.
- [117] V. Da Poian et al., "Exploratory data analysis (EDA) machine learning approaches for ocean world analog mass spectrometry," *Front. Astron. Sp. Sci.*, vol. 10, p. 1134141, May 2023, doi: 10.3389/FSPAS.2023.1134141/BIBTEX.
- [118] S. Yahiaoui, C. Courtin, P. Maret, and L. Tabourot, "Decision-making system for recommending and evaluating competences networks based on interaction data," *Appl. Netw. Sci.*, vol. 4, no. 1, pp. 1–15, Apr. 2019, doi: 10.1007/S41109-019-0121-8/FIGURES/8.
- [119] M. A. Livingston, S. Russell, J. W. Decker, E. Leadbetter, and A. Gilliam, "CEDARS: Combined exploratory data analysis recommender system," *IEEE Symp. Large Data Anal. Vis. 2015, LDAV 2015 - Proc.*, pp. 139–140, Dec. 2015, doi: 10.1109/LDAV.2015.7348087.
- [120] A. Ghosh, M. Nashaat, J. Miller, S. Quader, and C. Marston, "A comprehensive review of tools for exploratory analysis of tabular industrial datasets," *Vis. Informatics*, vol. 2, no. 4, pp. 235–253, Dec. 2018, doi: 10.1016/J.VISINF.2018.12.004.
- [121] T. Milo and A. Somech, "Automating Exploratory Data Analysis via Machine Learning: An Overview," *Proc. ACM SIGMOD Int. Conf. Manag. Data*, pp. 2617–2622, Jun. 2020, doi: 10.1145/3318464.3383126.
- [122] R. Thomas and J. R. Jeba, "A novel framework for an intelligent deep learning based product recommendation system using sentiment analysis (SA)," *Automatika*, vol. 65, no. 2, pp. 410–424, 2024, doi: 10.1080/00051144.2023.2295148.
- [123] "Data Analysis Behind Recommendation System: Great Book Reads." Accessed: Jan. 26, 2024. [Online]. Available: <https://nycdatascience.com/blog/student-works/data-analysis-behind-recommendation-system-great-book-reads/>
- [124] P. Paranjape-Voditel and U. Deshpande, "A stock market portfolio recommender system based on association rule mining," *Appl. Soft Comput.*, vol. 13, no. 2, pp. 1055–1063, Feb. 2013, doi: 10.1016/J.ASOC.2012.09.012.
- [125] H. H. Varzaneh, B. S. Neysiani, H. Ziafat, and N. Soltani, "Recommendation systems based on association rule mining for a target object by evolutionary algorithms," *Emerg. Sci. J.*, vol. 2, no. 2, pp. 100–107, Apr. 2018, doi: 10.28991/ESJ-2018-01133.
- [126] B. Schifferer, C. Deotte, and E. Oldridge, "Tutorial: Feature Engineering for Recommender Systems," *RecSys 2020 - 14th ACM Conf. Recomm. Syst.*, pp. 754–755, Sep. 2020, doi: 10.1145/3383313.3411543.
- [127] A. A. Jalal and O. Altun, "Feature Engineering in Hybrid Recommender Systems," no. February, 2016, [Online]. Available: <https://www.researchgate.net/publication/330370005>
- [128] P. Cerda, G. Varoquaux, and B. Kégl, "Similarity encoding for learning with dirty categorical variables," *Mach. Learn.*, vol. 107, no. 8–10, pp. 1477–1494, Sep. 2018, doi: 10.1007/S10994-018-5724-2/TABLES/3.



- [129] "Recommendation Systems".
- [130] A. H. Afridi, A. Yasar, and E. M. Shakshuki, "Facilitating research through serendipity of recommendations," *J. Ambient Intell. Humaniz. Comput.*, vol. 11, no. 6, pp. 2263–2275, 2020, doi: 10.1007/s12652-019-01354-7.
- [131] M. Hasan *et al.*, "Ensemble machine learning-based recommendation system for effective prediction of suitable agricultural crop cultivation," *Front. Plant Sci.*, vol. 14, p. 1234555, Aug. 2023, doi: 10.3389/FPLS.2023.1234555/BIBTEX.
- [132] T. Tanaka, I. Nambu, Y. Maruyama, and Y. Wada, "Sliding-Window Normalization to Improve the Performance of Machine-Learning Models for Real-Time Motion Prediction Using Electromyography," *Sensors 2022, Vol. 22, Page 5005*, vol. 22, no. 13, p. 5005, Jul. 2022, doi: 10.3390/S22135005.
- [133] M. M. Ahsan, M. A. P. Mahmud, P. K. Saha, K. D. Gupta, and Z. Siddique, "Effect of Data Scaling Methods on Machine Learning Algorithms and Model Performance," *Technologies*, vol. 9, no. 3, Sep. 2021, doi: 10.3390/TECHNOLOGIES9030052.
- [134] B. Li *et al.*, "Performance Evaluation and Online Realization of Data-driven Normalization Methods Used in LC/MS based Untargeted Metabolomics Analysis," *Sci. Reports 2016 61*, vol. 6, no. 1, pp. 1–13, Dec. 2016, doi: 10.1038/srep38881.
- [135] S. M. Choi, D. Lee, K. Jang, C. Park, and S. Lee, "Improving Data Sparsity in Recommender Systems Using Matrix Regeneration with Item Features," *Math. 2023, Vol. 11, Page 292*, vol. 11, no. 2, p. 292, Jan. 2023, doi: 10.3390/MATH11020292.
- [136] I. Maryani, D. Riana, R. D. Astuti, A. Ishaq, Sutrisno, and E. A. Pratama, "Customer segmentation based on RFM model and clustering techniques with K-means algorithm," *Proc. 3rd Int. Conf. Informatics Comput. ICIC 2018*, Oct. 2018, doi: 10.1109/IAC.2018.8780570.
- [137] C. Rungruang, P. Riyapan, A. Intarasit, K. Chuarkham, and J. Muangprathub, "RFM model customer segmentation based on hierarchical approach using FCA," *Expert Syst. Appl.*, vol. 237, p. 121449, Mar. 2024, doi: 10.1016/J.ESWA.2023.121449.
- [138] G. ASLANTAŞ, M. GENÇGÜL, M. RUMELLİ, M. ÖZSARAÇ, and G. BAKIRLI, "Customer Segmentation Using K-Means Clustering Algorithm and RFM Model," *Dokuz Eylül Üniversitesi Mühendislik Fakültesi Fen ve Mühendislik Derg.*, vol. 25, no. 74, pp. 491–503, May 2023, doi: 10.21205/DEUFMD.2023257418.
- [139] J. Liao, A. Jantan, Y. Ruan, and C. Zhou, "Multi-Behavior RFM Model Based on Improved SOM Neural Network Algorithm for Customer Segmentation," *IEEE Access*, vol. 10, pp. 122501–122512, 2022, doi: 10.1109/ACCESS.2022.3223361.
- [140] M. Desai and N. Ansari, "An Innovative Method to Increase Agricultural Productivity using Machine Learning-based Crop Recommendation Systems," *Proc. 2023 2nd Int. Conf. Augment. Intell. Sustain. Syst. ICAISS 2023*, pp. 645–651, 2023, doi: 10.1109/ICAISS58487.2023.10250531.
- [141] A. Patel, N. Shah, V. Bakaraniya Parul, K. S. Suthar, and N. R. Patel, "Extra-Tree Classification of Customer Review for Hotel Recommendation," *2023 4th Int. Conf. Electron. Sustain. Commun. Syst. ICESC 2023 - Proc.*, pp. 1035–1041, 2023, doi: 10.1109/ICESC57686.2023.10193097.
- [142] B. Turkmen, "Customer Segmentation With Machine Learning for Online Retail Industry," *Eur. J. Soc. Behav. Sci.*, vol. 31, no. 2, pp. 111–136, Apr. 2022, doi: 10.15405/EJSBS.316.
- [143] Z. Yuping, P. Jílková, C. Guanyu, and D. Weisl, "New Methods of Customer Segmentation and Individual Credit Evaluation Based on Machine Learning," pp. 925–931, Mar. 2020, doi: 10.2991/AEBMR.K.200324.170.
- [144] T. Ho, T. T. Ho, and S. Đ. Nguyễn, "An interdisciplinary research between analyzing customer segmentation in marketing and machine learning method," *Sci. Technol. Dev. J. Econ. Law Manag.*, vol. 6, no. 1, pp. 2005–2015, Sep. 2021, doi: 10.32508/stdjelm.v6i1.850.
- [145] A. Razia Sulthana, A. Jaiswal, P. Supraja, and L. Sairamesh, "Customer Segmentation using Machine Learning," *2023 3rd Int. Conf. Adv. Electr. Comput. Commun. Sustain. Technol. ICAECT 2023*, 2023, doi: 10.1109/ICAECT57570.2023.10117924.
- [146] K. Gangadharan, G. R. N. Kumari, D. Dhanasekaran, and K. Malathi, "Detection and classification of various pest attacks and infection on plants using RBPN with GA based PSO algorithm," *Indones. J. Electr. Eng. Comput. Sci.*, vol. 20, no. 3, pp. 1278–1288, 2020, doi: 10.11591/ijeecs.v20.i3.pp1278-1288.
- [147] H. Y. Chang, D. X. Li, Q. D. Liu, R. J. Hu, and R. S. Zhang, "Content-enhanced matrix factorization for recommender systems," *Appl. Mech. Mater.*, vol. 475–476, pp. 1084–1089, 2014, doi:

- 10.4028/www.scientific.net/AMM.475-476.1084.
- [148] "Rpubs - Recommendation System : Matrix Factorization with Funk SVD." Accessed: Jan. 26, 2024. [Online]. Available: <https://rpubs.com/Argaadya/recommender-svdf>
- [149] X. Zheng, W. Ding, Z. Lin, and C. Chen, "Topic tensor factorization for recommender system," *Inf. Sci. (Ny)*, vol. 372, pp. 276–293, Dec. 2016, doi: 10.1016/J.INS.2016.08.042.
- [150] Y. Sun, J. Pan, A. Zhang, and A. Flores, *FM2: Field-matrixed factorization machines for recommender systems*, vol. 1, no. 1. Association for Computing Machinery, 2021. doi: 10.1145/3442381.3449930.
- [151] M. Gori and A. Pucci, "Research paper recommender systems: A random-walk based approach," *Proc. - 2006 IEEE/WIC/ACM Int. Conf. Web Intell. (WI 2006 Main Conf. Proceedings), WI'06*, pp. 778–781, 2006, doi: 10.1109/WI.2006.149.
- [152] Z. Zhang, D. D. Zeng, A. Abbasi, J. Peng, and X. Zheng, "A random walk model for item recommendation in social tagging systems," *ACM Trans. Manag. Inf. Syst.*, vol. 4, no. 2, 2013, doi: 10.1145/2490860.
- [153] X. Feng, A. Sharma, J. Srivastava, S. Wu, and Z. Tang, "Social network regularized Sparse Linear Model for Top-N recommendation," *Eng. Appl. Artif. Intell.*, vol. 51, pp. 5–15, May 2016, doi: 10.1016/J.ENGAPPAI.2016.01.019.
- [154] X. Ning and G. Karypis, "Sparse linear methods with side information for top-N recommendations," *RecSys'12 - Proc. 6th ACM Conf. Recomm. Syst.*, pp. 155–162, 2012, doi: 10.1145/2365952.2365983.
- [155] G. Jain, N. Mishra, and S. Sharma, "CRLRM: Category based Recommendation using Linear Regression Model," *Proc. - 2013 3rd Int. Conf. Adv. Comput. Commun. ICACC 2013*, pp. 17–20, 2013, doi: 10.1109/ICACC.2013.11.
- [156] Y. Tao, C. Wang, and A. W. C. Liew, "Dynamic weighted ensemble learning for sequential recommendation systems: The AIRE model," *Futur. Gener. Comput. Syst.*, vol. 149, pp. 162–170, Dec. 2023, doi: 10.1016/J.FUTURE.2023.06.019.
- [157] Y. Lee and K.-J. Kim, "Product Recommender Systems using Multi-Model Ensemble Techniques," *J. Intell. Inf. Syst.*, vol. 19, no. 2, pp. 39–54, 2013, doi: 10.13088/jiis.2013.19.2.039.
- [158] A. Wulam, Y. Wang, D. Zhang, J. Sang, and A. Yang, "A recommendation system based on fusing boosting model and DNN model," *Comput. Mater. Contin.*, vol. 60, no. 3, pp. 1003–1013, 2019, doi: 10.32604/cmc.2019.07704.
- [159] J. Lee and J. Kim, "Developing a Convenience Store Product Recommendation System through Store-Based Collaborative Filtering," 2023, doi: 10.3390/app132011231.
- [160] L. Wegmeth, T. Vente, L. Purucker, and J. Beel, "The Effect of Random Seeds for Data Splitting on Recommendation Accuracy," 2023, Accessed: Jan. 27, 2024. [Online]. Available: <http://ceur-ws.org>
- [161] R. Alabduljabbar, M. Alshareef, and N. Alshareef, "Time-Aware Recommender Systems: A Comprehensive Survey and Quantitative Assessment of Literature," *IEEE Access*, vol. 11, pp. 45586–45604, 2023, doi: 10.1109/ACCESS.2023.3274117.
- [162] A. Nurunnabi, F. N. Teferle, D. F. Laefer, F. Remondino, I. R. Karas, and J. Li, "kCV-B: BOOTSTRAP WITH CROSS-VALIDATION FOR DEEP LEARNING MODEL DEVELOPMENT, ASSESSMENT AND SELECTION," *Int. Arch. Photogramm. Remote Sens. Spat. Inf. Sci.*, vol. XLVIII-4-W3-2022, no. 4/W3-2022, pp. 111–118, Dec. 2022, doi: 10.5194/ISPRS-ARCHIVES-XLVIII-4-W3-2022-111-2022.
- [163] T. A. Vu *et al.*, "A Comparison of Machine Learning Algorithms for Parkinson's Disease Detection," 2023 *12th Int. Conf. Control. Autom. Inf. Sci.*, pp. 316–321, Nov. 2023, doi: 10.1109/ICCAIS59597.2023.10382406.
- [164] Z. Meng, R. Mccreadie, C. Macdonald, and I. Ounis, "Exploring Data Splitting Strategies for the Evaluation of Recommendation Models," 2020, doi: 10.1145/1122445.1122456.
- [165] H. Orovwode, I. D. Oduntan, and J. Abubakar, "Development of a Sign Language Recognition System Using Machine Learning," *6th Int. Conf. Artif. Intell. Big Data, Comput. Data Commun. Syst. icABCD 2023 - Proc.*, 2023, doi: 10.1109/ICABCD59051.2023.10220456.
- [166] H. Qian, B. Wang, P. Ma, L. Peng, S. Gao, and Y. Song, "Managing Dataset Shift by Adversarial Validation for Credit Scoring," *Lect. Notes Comput. Sci. (including Subser. Lect. Notes Artif. Intell. Lect. Notes Bioinformatics)*, vol. 13629 LNCS, pp. 477–488, 2022, doi: 10.1007/978-3-031-20862-1\_35/COVER.
- [167] F. Shehzad and D. Jannach, "Everyone's a Winner! On Hyperparameter Tuning of Recommendation Models," *Proc. 17th ACM Conf. Recomm. Syst. RecSys 2023*, pp. 652–657, Sep. 2023, doi: 10.1145/3604915.3609488.

- [168] B. G. Galuzzi, I. Giordani, A. Candelieri, R. Perego, and F. Archetti, "Hyperparameter optimization for recommender systems through Bayesian optimization," *Comput. Manag. Sci.*, vol. 17, no. 4, pp. 495–515, Dec. 2020, doi: 10.1007/S10287-020-00376-3/FIGURES/15.
- [169] M. Aghaabbasi, M. Ali, M. Jasinski, Z. Leonowicz, and T. Novak, "On Hyperparameter Optimization of Machine Learning Methods Using a Bayesian Optimization Algorithm to Predict Work Travel Mode Choice," *IEEE Access*, vol. 11, no. March, pp. 19762–19774, 2023, doi: 10.1109/ACCESS.2023.3247448.
- [170] C. V. M. Krishna, G. A. Rao, and S. Anuradha, "Analysing the impact of contextual segments on the overall rating in multi-criteria recommender systems," *J. Big Data*, vol. 10, no. 1, pp. 1–35, Dec. 2023, doi: 10.1186/S40537-023-00690-Y/TABLES/13.
- [171] F. Hernández del Olmo and E. Gaudioso, "Evaluation of recommender systems: A new approach," *Expert Syst. Appl.*, vol. 35, no. 3, pp. 790–804, Oct. 2008, doi: 10.1016/J.ESWA.2007.07.047.
- [172] K. Gangadharan, G. R. N. Kumari, D. Dhanasekaran, and K. Malathi, "Automatic detection of plant disease and insect attack using EFFT algorithm," *Int. J. Adv. Comput. Sci. Appl.*, no. 2, pp. 160–169, 2020, doi: 10.14569/ijacsa.2020.0110221.
- [173] T. Duricic, D. Kowald, E. Lacic, and E. Lex, "Beyond-accuracy: a review on diversity, serendipity, and fairness in recommender systems based on graph neural networks," *Front. Big Data*, vol. 6, 2023, doi: 10.3389/fdata.2023.1251072.
- [174] T. Y. Chen, F. C. Kuo, and R. Merkel, "On the statistical properties of testing effectiveness measures," *J. Syst. Softw.*, vol. 79, no. 5, pp. 591–601, 2006, doi: 10.1016/j.jss.2005.05.029.
- [175] J.-P. Corbeil and L. D. Canada, "Deploying a Cost-Effective and Production-Ready Deep News Recommender System in the Media Crisis Context Florent Daudens," 2020, Accessed: Jan. 27, 2024. [Online]. Available: <https://matomo.org/docs/privacy/>.
- [176] W. Li, J. Matejka, T. Grossman, and G. Fitzmaurice, "Deploying CommunityCommands: A Software Command Recommender System Case Study," 2015.
- [177] I. Ahmad, M. G. AlFailakawi, A. AlMutawa, and L. Alsalman, "Container scheduling techniques: A Survey and assessment," *J. King Saud Univ. - Comput. Inf. Sci.*, vol. 34, no. 7, pp. 3934–3947, Jul. 2022, doi: 10.1016/J.JKSUCI.2021.03.002.
- [178] Z. Zhong, M. Xu, M. A. Rodriguez, C. Xu, and R. Buyya, "Machine Learning-based Orchestration of Containers: A Taxonomy and Future Directions," *ACM Comput. Surv.*, vol. 54, no. 10, Jun. 2021, doi: 10.1145/3510415.
- [179] by Feng Qiu, "A Recommendation System for Web API Services," p. 2015.
- [180] R. Campos, R. P. Dos Santos, and J. Oliveira, "Web-based recommendation system architecture for knowledge reuse in MOOCs ecosystems," *Proc. - 2018 IEEE 19th Int. Conf. Inf. Reuse Integr. Data Sci. IRI 2018*, pp. 193–200, Aug. 2018, doi: 10.1109/IRI.2018.00036.
- [181] C. K. Corbin *et al.*, "DEPLOYR: a technical framework for deploying custom real-time machine learning models into the electronic medical record," *J. Am. Med. Informatics Assoc.*, vol. 30, no. 9, pp. 1532–1542, Aug. 2023, doi: 10.1093/JAMIA/OCAD114.
- [182] R. Xu, "A Design Pattern for Deploying Machine Learning Models to Production," *Calif. State Univ.*, 2020.
- [183] W. Zhang and F. Ling, "Research on News Recommendation System Based on Deep Network and Personalized Needs," *Wirel. Commun. Mob. Comput.*, vol. 2021, 2021, doi: 10.1155/2021/7072849.
- [184] T. Johnson, "Search Engine Optimization: Best Practices for Google," 2012, [Online]. Available: <http://digitalscholarship.unlv.edu/thesesdissertations/1469/>
- [185] D. Ben Shimon, A. Tsikinovsky, M. Friedmann, R. Gude, J. Hoerle, and R. Aluchanov, "Deploying recommender system for the masses," *Int. Conf. Intell. User Interfaces, Proc. IUI*, no. December, pp. 1–4, 2014, doi: 10.1145/2559184.2559194.
- [186] V. Bajenaru, S. Lavoie, B. Benyo, C. Riker, M. Colby, and J. Vaccaro, "Recommender System Metaheuristic for Optimizing Decision-Making Computation," *Electron. 2023, Vol. 12, Page 2661*, vol. 12, no. 12, p. 2661, Jun. 2023, doi: 10.3390/ELECTRONICS12122661.
- [187] D. Hebert *et al.*, "Canadian stroke best practice recommendations: Stroke rehabilitation practice guidelines, update 2015," *Int. J. Stroke*, vol. 11, no. 4, pp. 459–484, Jun. 2016, doi: 10.1177/1747493016643553/FORMAT/EPUB.
- [188] P. K. Balasamy and K. Athiyappagounder, "An Optimized Feature Selection Method for E-Learning Recommender System Using Deep Neural Network based on Multilayer Perceptron," *Int. J. Intell. Eng.*

- Syst.*, vol. 15, no. 5, pp. 461–472, 2022, doi: 10.22266/ijies2022.1031.40.
- [189] V. Kuserbaeva and N. Zhou, “Multiobjective Data-Driven Production Optimization With a Feedback Mechanism,” *IEEE Trans. Ind. INFORMATICS*, vol. 19, no. 4, 2023, doi: 10.1109/TII.2022.3193286.
- [190] A. Lee and Z. Khan, “AUTOMATED WORKFLOW OPTIMIZATION SYSTEM FOR ENTERPRISE RESOURCE PLANNING,” vol. 01, no. 09, pp. 129–136, 2023.
- [191] H. G. Beyer and B. Sendhoff, “Robust optimization – A comprehensive survey,” *Comput. Methods Appl. Mech. Eng.*, vol. 196, no. 33–34, pp. 3190–3218, Jul. 2007, doi: 10.1016/J.CMA.2007.03.003.
- [192] G. Zhou *et al.*, “Deep interest evolution network for click-through rate prediction,” *33rd AAAI Conf. Artif. Intell. AAAI 2019, 31st Innov. Appl. Artif. Intell. Conf. IAAI 2019 9th AAAI Symp. Educ. Adv. Artif. Intell. EAAI 2019*, pp. 5941–5948, 2019, doi: 10.1609/aaai.v33i01.33015941.
- [193] M. Kaminskis and D. Bridge, “Diversity, Serendipity, Novelty, and Coverage,” *ACM Trans. Interact. Intell. Syst.*, vol. 7, no. 1, Dec. 2016, doi: 10.1145/2926720.
- [194] O. Ieremeiev, V. Lukin, K. Okarma, and K. Egiazarian, “Full-Reference Quality Metric Based on Neural Network to Assess the Visual Quality of Remote Sensing Images,” *Remote Sens. 2020, Vol. 12, Page 2349*, vol. 12, no. 15, p. 2349, Jul. 2020, doi: 10.3390/RS12152349.
- [195] S. Haque, Z. Eberhart, A. Bansal, and C. McMillan, *AdaptDHM: Adaptive Distribution Hierarchical Model for Multi-Domain CTR Prediction*, vol. 2022-March, no. 1. Association for Computing Machinery, 2022.
- [196] R. Ying, R. He, K. Chen, P. Eksombatchai, W. L. Hamilton, and J. Leskovec, “Graph convolutional neural networks for web-scale recommender systems,” *Proc. ACM SIGKDD Int. Conf. Knowl. Discov. Data Min.*, pp. 974–983, Jul. 2018, doi: 10.1145/3219819.3219890.
- [197] B. F. Chorpita *et al.*, “Driving with roadmaps and dashboards: Using information resources to structure the decision models in service organizations,” *Adm. Policy Ment. Heal. Ment. Heal. Serv. Res.*, vol. 35, no. 1–2, pp. 114–123, Mar. 2008, doi: 10.1007/S10488-007-0151-X/METRICS.
- [198] W. Hu, A. Almansoori, P. K. Kannan, S. Azarm, and Z. Wang, “Corporate dashboards for integrated business and engineering decisions in oil refineries: An agent-based approach,” *Decis. Support Syst.*, vol. 52, no. 3, pp. 729–741, Feb. 2012, doi: 10.1016/J.DSS.2011.11.019.
- [199] L. Li, W. Chu, J. Langford, and R. E. Schapire, “A contextual-bandit approach to personalized news article recommendation,” *Proc. 19th Int. Conf. World Wide Web, WWW '10*, pp. 661–670, 2010, doi: 10.1145/1772690.1772758.
- [200] A. E. Onile, R. Machlev, E. Petlenkov, Y. Levron, and J. Belikov, “Uses of the digital twins concept for energy services, intelligent recommendation systems, and demand side management: A review,” *Energy Reports*, vol. 7, pp. 997–1015, Nov. 2021, doi: 10.1016/J.EGYR.2021.01.090.
- [201] F. E. Zaizi, S. Qassimi, and S. Rakrak, “Multi-objective optimization with recommender systems: A systematic review,” *Inf. Syst.*, vol. 117, p. 102233, Jul. 2023, doi: 10.1016/J.IS.2023.102233.
- [202] L. Peška, T. M. Tashu, and T. Horváth, “Swarm intelligence techniques in recommender systems - A review of recent research,” *Swarm Evol. Comput.*, vol. 48, pp. 201–219, Aug. 2019, doi: 10.1016/J.SWEVO.2019.04.003.
- [203] M. Marcuzzo, A. Zangari, A. Albarelli, and A. Gasparetto, “Recommendation Systems: an Insight Into Current Development and Future Research Challenges,” *IEEE Access*, 2022, doi: 10.1109/ACCESS.2022.3194536.
- [204] G. Shani and A. Gunawardana, “Evaluating Recommendation Systems,” *Recomm. Syst. Handb.*, pp. 257–297, 2011, doi: 10.1007/978-0-387-85820-3\_8.
- [205] N. Roy, A. Dubey, and A. Gokhale, “Efficient autoscaling in the cloud using predictive models for workload forecasting,” *Proc. - 2011 IEEE 4th Int. Conf. Cloud Comput. CLOUD 2011*, pp. 500–507, 2011, doi: 10.1109/CLOUD.2011.42.
- [206] U. Gupta *et al.*, “DeepRecSys: A System for Optimizing End-To-End At-Scale Neural Recommendation Inference,” *Proc. - Int. Symp. Comput. Archit.*, vol. 2020-May, pp. 982–995, May 2020, doi: 10.1109/ISCA45697.2020.00084.
- [207] E. Casalicchio, L. Lundberg, and S. Shirinbab, “Energy-aware auto-scaling algorithms for Cassandra virtual data centers,” *Cluster Comput.*, vol. 20, no. 3, pp. 2065–2082, Sep. 2017, doi: 10.1007/S10586-017-0912-6/TABLES/6.
- [208] J. Waring, C. Lindvall, and R. Umeton, “Automated machine learning: Review of the state-of-the-art and opportunities for healthcare,” *Artif. Intell. Med.*, vol. 104, p. 101822, Apr. 2020, doi:

- 10.1016/J.ARTMED.2020.101822.
- [209] N. Rane, N. Liladhar Rane, A. Achari, and S. P. Choudhary, "Enhancing customer loyalty through quality of service: Effective strategies to improve customer satisfaction, experience, relationship, and engagement," *www.irjmets.com @International Res. J. Mod. Eng.*, vol. 427, doi: 10.56726/IRJMETS38104.
- [210] R. K. Behera, A. Gunasekaran, S. Gupta, S. Kamboj, and P. K. Bala, "Personalized digital marketing recommender engine," *J. Retail. Consum. Serv.*, vol. 53, p. 101799, Mar. 2020, doi: 10.1016/J.JRETCONSER.2019.03.026.
- [211] H. Saleem, M. Khawaja, S. Uddin, S. Habib-Ur-Rehman, S. Saleem, and A. M. Aslam, "Strategic Data Driven Approach to Improve Conversion Rates and Sales Performance of E-Commerce Websites," *Int. J. Sci. Eng. Res.*, vol. 10, no. 4, 2019, Accessed: Jan. 29, 2024. [Online]. Available: <http://www.ijser.org>
- [212] J. K. Kim, Y. H. Cho, W. J. Kim, J. R. Kim, and J. H. Suh, "A personalized recommendation procedure for Internet shopping support," *Electron. Commer. Res. Appl.*, vol. 1, no. 3–4, pp. 301–313, Sep. 2002, doi: 10.1016/S1567-4223(02)00022-4.
- [213] P. M. Alamdari, N. J. Navimipour, M. Hosseinzadeh, A. A. Safaei, and A. Darwesh, "A Systematic Study on the Recommender Systems in the E-Commerce," *IEEE Access*, vol. 8, pp. 115694–115716, 2020, doi: 10.1109/ACCESS.2020.3002803.
- [214] U. Panniello, M. Gorgoglione, S. Hill, and K. Hosanagar, "Incorporating Profit Margins into Recommender Systems: A Randomized Field Experiment of Purchasing Behavior and Consumer Trust," *Mark. Pap.*, 2014, [Online]. Available: [https://repository.upenn.edu/marketing\\_papers/353](https://repository.upenn.edu/marketing_papers/353)
- [215] Y. Zheng and D. (Xuejun) Wang, "A survey of recommender systems with multi-objective optimization," *Neurocomputing*, vol. 474, pp. 141–153, Feb. 2022, doi: 10.1016/J.NEUCOM.2021.11.041.
- [216] W. Guo, J. Tian, and M. Li, "Price-aware enhanced dynamic recommendation based on deep learning," *J. Retail. Consum. Serv.*, vol. 75, p. 103500, Nov. 2023, doi: 10.1016/J.JRETCONSER.2023.103500.
- [217] C. Zhou, M. Leng, Z. Liu, X. Cui, and J. Yu, "The impact of recommender systems and pricing strategies on brand competition and consumer search," *Electron. Commer. Res. Appl.*, vol. 53, p. 101144, May 2022, doi: 10.1016/J.ELERAP.2022.101144.
- [218] J. He, H. Liu, and H. Xiong, "SocoTraveler: Travel-package recommendations leveraging social influence of different relationship types," *Inf. Manag.*, vol. 53, no. 8, pp. 934–950, Dec. 2016, doi: 10.1016/J.IM.2016.04.003.
- [219] N. Ghanem, S. Leitner, and D. Jannach, "Balancing consumer and business value of recommender systems: A simulation-based analysis," *Electron. Commer. Res. Appl.*, vol. 55, p. 101195, Sep. 2022, doi: 10.1016/J.ELERAP.2022.101195.
- [220] I. Choudhary, "The power of data: How recommendation engines are driving business growth - Mind the Product," *mindtheproduct*. Accessed: Jan. 29, 2024. [Online]. Available: <https://www.mindtheproduct.com/the-power-of-data-how-recommendation-engines-are-driving-business-growth/>
- [221] J. Lin, "The Neural Hype and Comparisons Against Weak Baselines," *ACM SIGIR Forum*, vol. 52, no. 2, pp. 40–51, 2019, doi: 10.1145/3308774.3308781.
- [222] A. Amudharasan and A. Amudharasan, "The Impact of Recommendation Algorithms: Analyzing the Influence of Data on Marketing Strategies in the Media Sector," *Open J. Bus. Manag.*, vol. 11, no. 6, pp. 3373–3384, Oct. 2023, doi: 10.4236/OJBM.2023.116184.
- [223] B. Zhou, "Competing for recommendations," pp. 1–36.
- [224] "Data Monetization Market Value, Size & Share | Report [2023 - 2030]," *FORTUNE Business Insights*. Accessed: Jan. 29, 2024. [Online]. Available: <https://www.fortunebusinessinsights.com/data-monetization-market-106480>
- [225] A. Z. Faroukhi, I. El Alaoui, Y. Gahi, and A. Amine, "Big data monetization throughout Big Data Value Chain: a comprehensive review", doi: 10.1186/s40537-019-0281-5.
- [226] V. Mohammadi, A. M. Rahmani, A. M. Darwesh, and A. Sahafi, "Trust-based recommendation systems in Internet of Things: a systematic literature review," *Human-centric Comput. Inf. Sci.*, vol. 9, no. 1, pp. 1–61, Dec. 2019, doi: 10.1186/S13673-019-0183-8/FIGURES/5.