

Hierarchical Tree-structured Knowledge Graph For Academic Insight Survey^{*}

Jinghong Li¹[0009-0000-6203-8512], Huy Phan²[0009-0007-3982-5279], Wen Gu³[0000-0003-3158-6801], Koichi Ota³[0000-0002-4086-2014], and Shinobu Hasegawa³[0000-0002-0892-9629]

- ¹ Division of Advanced Science and Technology, Japan Advanced Institute of Science and Technology, Asahidai, Nomi, 9231292, Ishikawa, Japan.
s2220006@jaist.ac.jp
- ² FPT University, HCMC, Vietnam, Department of Information Technology Specialization.
huypt24@fe.edu.vn
- ³ Center for Innovative Distance Education and Research, Japan Advanced Institute of Science and Technology, Asahidai, Nomi, 9231292, Ishikawa, Japan.
wgu@jaist.ac.jp, ota@jaist.ac.jp, hasegawa@jaist.ac.jp

Abstract. Research surveys have always posed a challenge for beginner researchers who lack of research training. These researchers struggle to understand the directions within their research topic, and the discovery of new research findings within a short time. One way to provide intuitive assistance to beginner researchers is by offering relevant knowledge graphs(KG) and recommending related academic papers. However, existing navigation knowledge graphs primarily rely on keywords in the research field and often fail to present the logical hierarchy among multiple related papers clearly. Moreover, most recommendation systems for academic papers simply rely on high text similarity, which can leave researchers confused as to why a particular article is being recommended. They may lack of grasp important information about the insight connection between "Issue resolved" and "Issue finding" that they hope to obtain. To address these issues, this study aims to support research insight surveys for beginner researchers by establishing a hierarchical tree-structured knowledge graph that reflects the inheritance insight of research topics and the relevance insight among the academic papers.

Keywords: Insight survey · Tree-structured · Knowledge graph · Academic paper · Inheritance · Relevance

1 Introduction

In recent years, there has been significant progress in the digital environment for academic papers. Databases of academic papers, such as *S2ORC*[1] and *Unarxiv*[2], have been continuously improving. The advent of large language models(LLM) like *Chatgpt* has opened up new possibilities for utilizing these

^{*} This work was supported by JSPS KAKENHI Grant Number JP20H04295.

extensive data sources in NLP tasks, including question-answering systems and automatic summarization for academic papers. This advancement enables researchers to conduct research surveys more efficiently using research tools and resources, such as *ChatPDF* and *SciSpace*, which have been developed based on *ChatGPT* and specifically tailored for academic papers understanding[4]. Additionally, knowledge graphs(KG) built on academic papers, such as *Connected Papers*[3], have also been developed. However, for researchers who are new to a specific academic field or are exploring a research topic, it is difficult to quickly observe, understand, and explore research directions based on large repositories of academic articles[5] solely by simply reading a research paper without a clear target. This inefficient approach to conducting surveys hampers the discovery of research direction and innovative. Therefore, relying solely on paper reading comprehension support software and existing paper recommendation systems may make it difficult to achieve the goal of gaining research insights. Providing an overview of possible research directions and branches within multiple papers on a specific topic may greatly facilitate more efficient exploration of research topics. This process involves the challenging task of conducting in-depth exploration of keywords, theoretical research inheritance, relevance, and their applicability within specific research directions. To address these issue, the objective of this study is to create a knowledge graph for insights survey assistants from multiple academic papers in a specific research topic. It presents a tree structure that shows **(1)** From the origin of the research task, expand the citation inheritance associations of the research task. **(2)** Explore the relevance chain among similar research tasks to show relevant research points. It provides potential valuable assistance to researchers in understanding, exploring, and gaining insights into research topics. Additionally, it guides researchers in quickly identifying topic clues and directions for further research expansion. This study contributes to a thorough exploration and visualization of academic topics in the following ways: **(1)**Based on the existing academic paper repository, we performed secondary development to fit the requirements of the research insight survey. We integrated a dataset that includes higher-dimensional features, which reflect the citation structure among papers and enable insights content segmentation. **(2)** To explore the connections of relevance between pairs of papers, we utilize machine learning technology to build a training model for classifying the insight content into "Issue finding" and "Issue resolved". **(3)** Based on the **(1)** and **(2)**, we establish a knowledge graph in a hierarchical tree structure. This knowledge graph serves as a guide for beginner researchers exploring research topics to achieve efficient insight survey.

2 Related work

Research survey is a comprehensive investigation conducted to gain an overview of a research field or topic. Especially, it is important for novice researchers to gain a comprehensive understanding of the knowledge structure in their field through research surveys. The development of a KG can be helpful for novice researchers in efficiently understanding and exploring research topics. As previous studies on the KG generated from scientific papers, The PubMed knowledge

graph includes meta information such as bio-entities and authors. However, for novice researchers, relying solely on meta information is not sufficient to provide them with enough information about the research content in that field[6]. The knowledge graphs that involve internal information of academic papers include Chan et.al. proposed representation ontology for a four-space integrated KG (background, objectives, solutions, and findings) using NLP technology, as well as Tu et.al. proposed Semantic KG (SKG) that integrates semantic concepts to represent the corpus[7][8]. They both classify the content of papers into entity concepts, and associated research key-points in their knowledge graphs. However, the association paths of complex concept maps can be cumbersome, making it difficult for novice researchers to accurately locate academic papers in a specific research direction. This may result in limited insight into the research branch. Jelodar et.al. proposed a semantic framework using probabilistic topic modeling and Gibbs sampling algorithm for a scholarly article recommendation system[9]. However, due to the lack of similarity analysis involving relevance, this makes it difficult for researchers to discover existing issues in a certain research branch. This study aims to expand knowledge mining in the field of insight survey support. It aims to enable researchers to quickly gain insights into research directions. To achieve this, we propose a hierarchical tree structure KG based on the content of academic papers. This graph reflects the inheritance relationships and relevance chain among academic papers.

3 Methodology

3.1 Definition

Research topic: This study focuses on a research topic derived from keywords related to a specific research field. In a research topic, there are multiple research tasks that make up multiple research directions.

Inheritance insight: A survey method that utilizes direct citation relationships between academic papers can be used to identify various branches for exploring inherited relationships in research directions. This study establishes an Inheritance tree to support this kind of insight.

Relevance insight: By analyzing the "Issue finding" and "Issue resolved" for each academic paper, a relevance chain of Finding \rightarrow Resolved \rightarrow Finding can be established between multiple academic papers to guide researchers in discovering the value of potential direction. This study introduces a relevance tree to facilitate this type of analysis.

The Ideal KG reflecting Inheritance insight and relevance insight survey of 'HotpotQA' topic are shown in Fig.1-2. The configuration of the KG are shown in Table 1. In Fig.1, the branches p1(Dataset) \rightarrow p2(Reading Comprehension) \rightarrow p4(Evaluation) and p1(Dataset) \rightarrow p3(Benchmark) \rightarrow p7(Retrieval) represent two research directions extended by the core paper of the 'HotpotQA dataset'. This graph can help researchers infer the elements of research inheritance in the 'HotpotQA' topic. For instance, P1 introduced the 'HotpotQA dataset', P2 utilized this dataset for reading comprehension, and P4 developed evaluation metrics based on reading comprehension. In Figure 2, the path of <Multi-hop branch> p1 \rightarrow Network \rightarrow p2 \rightarrow Single-hop \rightarrow p4 and the path of <Retrieval>

branch $p1 \rightarrow \text{Retrieval} \rightarrow p3 \rightarrow \text{Iteratively} \rightarrow p7$ are extensions of the Multi-hop and Retrieval research tasks in the 'HotpotQA' topic. This tree structure can help researchers infer the correlation factors between subtasks in the 'HotpotQA' topic. For example, in the 'Multi-hop' subtask, survey paper P1 provides a list of specific tasks, P2 extends it to the network establishment level, and P3 incorporates single-hop methods.

Table 1: Knowledge graph configuration

Property	Content	Function
<i>Node_label</i>	Paper title	Visually Presenting the theme of a Research Paper
<i>Node_Title</i>	1. Keyword of paper 2. Issue Resolved in this paper 3. Issue Finding of this paper	Visually display the key information of research paper, as a summary.
<i>Edge_direction</i>	1. Inheritance tree Cite Source \rightarrow Cite Destination 2. Relevance tree Issue Finding \rightarrow Issue Resolved	1. Inheritance tree Reflects the Citation direction 2. Relevance tree Direction of Relevance chain
<i>Edge_label</i>	Co-occurring vocabulary	Helps users understand the relevance between papers.
<i>Edge_Title</i>	The value of the relevance chain between papers.	Make it convenient for users to explore potential directions.

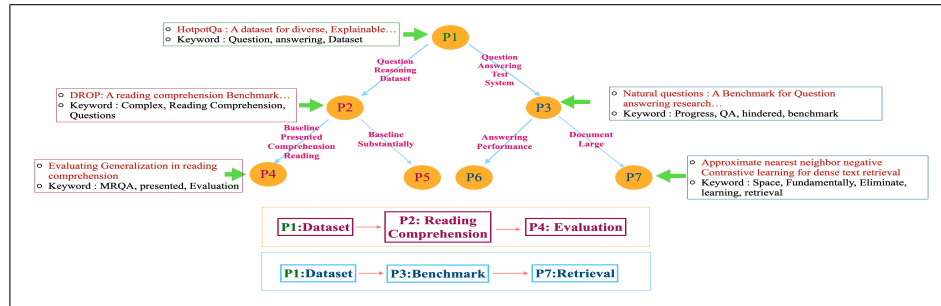


Fig. 1: Inheritance tree plan('HotpotQA topic')

3.2 Implementation procedure

The overview is shown in Fig.4. The development process is divided into 4 sub-stages: **1.** We utilize S2orc as our infrastructure data of KG. S2orc is an academic database that encompasses metadata, bibliographic references, and full text for 8.1 million open access papers[1]. **1.** In the first stage, we perform secondary processing based on the *S2ORC* database to build our insight survey dataset. **2.** In the second stage, we use the Sentence Bert model and manually set labels to perform three-class classification (Resolved/Neutral/Finding) on the insight content of each paper to extract the corresponding sentence. **3.** In the third stage, we use the extracted sentences from phase 2 to perform in-depth analysis on inheritance and relevance chain. We select appropriate papers from the whole insight survey dataset based on certain criteria to generate hierarchical trees. **4.**

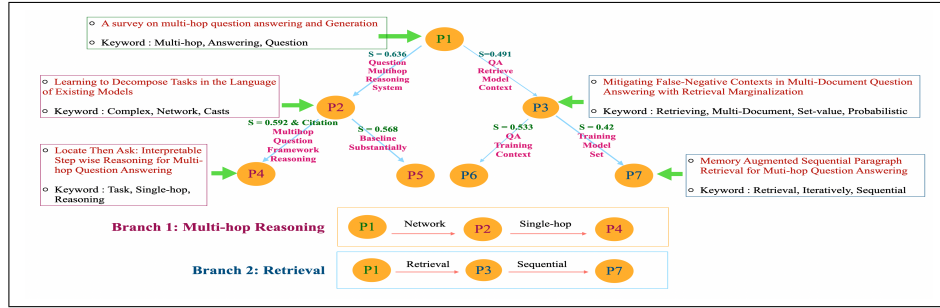


Fig. 2: Relevance tree plan('HotpotQA topic')

In the final stage, we use the *pyvis*[15] to visualize the tree-structured graph and provide some case studies to demonstrate our findings. The overview is shown in Fig.4.

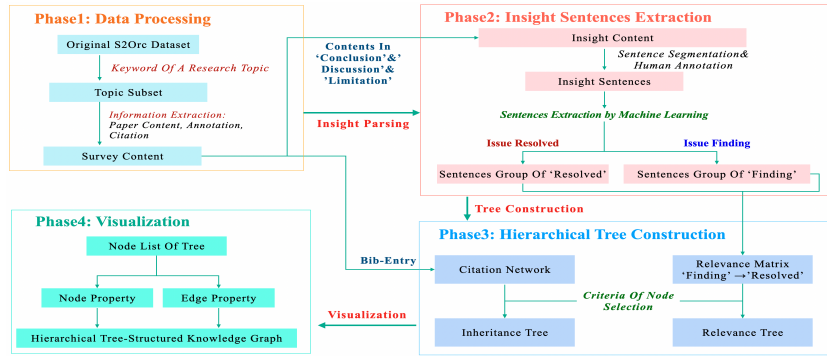


Fig. 3: Overview

3.3 Phase 1 : Data processing

To build the insight survey dataset, the first step is to select a topic and filter out the relevant sub-dataset from the S2orc database. In this study, we will use 'HotpotQA' as an example. 'HotpotQA', which is a well-known dataset in the field of NLP. We iterate through each paper in the *S2ORC* database and extract those that contain the keyword 'HotpotQA' into our sub-paper library. Our sub-set also includes data-citation information, full-text content, and meta-information of the papers associated with 'HotpotQA'. Next, we extract the text from sections titled 'conclusion' and 'limitation' to identify insightful content. We focus on paragraphs with section titles containing 'conclusion' and 'limitation' as they address the problems discussed in the research paper and highlight any remaining challenges or limitations. Additionally, we extract relevant citation relationships from the S2orc dataset to create a global network based on the annotations of 'bib-entry' in the S2orc dataset. The details of insight survey content as described in Table 2.

Table 2: Insight dataset processing (HotpotQA)

Annotation in S2orc	Description	Way of Processing
<i>title</i>	Paper title	Use the offset annotation of the paper title to extract the title text.
<i>section-header</i> & <i>Paragraph</i>	Section header	To extract paragraphs related to the viewpoints of 'Finding' and 'Resolved' issues, locate a section header that includes the words 'Conclusion', 'Discuss', 'and 'Limitation'. This ensure that the starting point of the extracted paragraph is appropriate.
<i>bibentry</i>	Link cited corpusid	Find the corpusid of a paper in S2ORC that matches the cited paper's corpusid in the 'HotpotQA' subset.

3.4 Phase2 : Insight Sentence Extraction

In this section, we discuss the process of insight survey dataset. First, we divide the text in the 'insight-content' into sentences. We annotate each sentence with the label "Resolved," "Neutral," or "Finding" corresponding to the viewpoints the sentence expresses. Next, we use the sentence BERT[10] to vectorize each sentence and adopt SVM classifier to distinguish the corresponding label for each sentence. Finally, sentences with the same "Resolved" and "Finding" labels in each article will form the insight sentence of that article.

Sentence Segmentation: *Spacy* is an open-source natural language processing library for Python that offers an API to access its machine learning trained methods and properties[11]. In this work, we utilize the spacy pre-trained model to implement rule-based sentence segmentation. Spacy provides a pre-trained English library called "en_core_web_sm" which includes a default sentence segmenter⁴. Any complex segmentation patterns that failed were manually fixed.

Human Annotation: For the segmented sentences mentioned above, experts determine the viewpoint of each sentence based on its meaning. The viewpoint include 'Resolved', 'Neutral', or 'Finding'. Table 2 specific definitions, distinguishing criteria, and examples of these three labels.

Training, Sentence Extraction and evaluation: We adpot '*Distilbert-base-uncased*' pre-training model, which was trained using Wikipedia and Book-Corpus, for sentence vectorization. We selected Support Vector Machines (SVM) for classifying the vectorized sentences due to their strong generalization performance. We also used 947 labeled sentences for training and validation data. The details of the training data and test data are shown in Table 4. To obtain the optimal SVM parameters, we use the grid search[12] method and find the best parameters to apply to the test. The classification accuracy evaluation is presented in Table 5. There is an imbalance in the number of instances across classes. "Resolved" class has significantly more instances than the other classes in both the training and test sets. Classification result also shows that "Re-

⁴ <https://www.tutorialspoint.com/perform-sentence-segmentation-using-python-spacy>

Table 3: Sample - Human annotation strategy

Sentence	Description	Label
In this paper, we present textbrewer, a flexible pytorch-based distillation toolkit for nlp research and applications.	The target of this paper	Resolved
Finally, we show that our model facilitates interpretability by learning an explicit hierarchy...	Things achieved in this paper	Resolved
For the fourth setting, we pre-train the model for 2 epochs on the fever dataset, followed by 4 epochs on liar-plus.	Detail of the method they did	Neutral
We have conducted a series of experiments.	Not related to the Insight viewpoints	Neutral
Future directions of our work may include using git in downstream nlp applications where the graph...	Future work of this paper	Finding
More causal approaches such as amnesiac probing, which directly intervene in the underlying model’s representations, may better distinguish between these cases.	Limitation of this paper	Finding

solved” class has higher F1-score as it might be influenced by the larger amount of data. While the ”Neutral” and ”Finding” class has lower F1-scores, indicating challenges in achieving both high precision and recall. Based on the results, we extracted insight sentences of the ”Resolved” and ”Finding” by combining the sentences with corresponding labels within each article.

Table 4: Detail of issue-status dataset

	Train	Test
<i>Resolved</i>	438	142
<i>Neutral</i>	146	53
<i>Finding</i>	126	42
Total	710	237

Table 5: Classification result of issue status

	Precision	Recall	F1-score
<i>Resolved</i>	0.97	0.81	0.88
<i>Neutral</i>	0.40	0.61	0.48
<i>Finding</i>	0.53	0.68	0.60

3.5 Phase3-4 : Hierarchical Tree Construction & Visualization

In this section, we utilize the sentences extracted in phase 2 and the citation information obtained in phase 1 to comprehensively extract the characteristics of the paper. We then employ two strategies to select specific papers in order to construct a tree-structured network.

Similarity calculation: To create the relevance tree, we use the classification results from Phase 2 to determine the elements of the relevance chain (Issue finding \rightarrow Issue Resolved). We then use embedded insight sentences in sentence transformers[14] to calculate the cosine similarity between insight sentences labeled as ’Finding’ and those labeled as ’Resolved’. Next, we iterate through all the insight sentences in the papers and calculate the relevance chain to generate the relevance matrix. Based on the values in the relevance matrix, we select papers to construct the relevance tree in the following section.

Construction: We extract specific nodes from the insight survey dataset and establish a hierarchical tree-structured according to the following rules, Where N represents the maximum number of root papers(The number of trees in a KG), n

is the root sequence of the selected paper, M represents the maximum number of leaves, m is the leaf sequence of the extracted paper, T represents the maximum depth of the tree, and t is the current depth of the tree.

(1) Inheritance tree:

Step 1 - Root node determine: Sort all the papers in descending order based on the quantity they have been cited. Select the top N papers with the highest citation counts as the root. This operation ensures that the root node has a high level of inheritability throughout the paper library.

Step 2 - Leaf selection: From the candidate group of papers that cite the root node paper, select the top m papers with the highest citation counts as the leaf nodes of root n .

Step 3 - Parent node update: Set each leaf node as a new root node and repeat Step 2. If a root node is not cited (unable to generate a leaf), the branch is terminated.

(2) Relevance tree:

Step 1 - Root node determine: Calculate the average of similarity score for each paper in the relevance matrix. Select the top N papers with the highest similarity score as the root nodes. This operation ensures that the root node has a high correlation index throughout the paper library.

Step 2 - Leaf selection: From the candidate group of papers that have relevance chain with the root node paper. Select the top m papers with the highest similarity score as the leaf nodes of root n .

Step 3 - Parent node update: Set each leaf node as a new parent node and repeat Step 2. If a root node is not have relevance chain (unable to generate a leaf), the branch is terminated.

(3) Common Rules:

Rule 1: The selected nodes cannot be selected again.

Rule 2: Repeat Steps 1-3 until reaching the upper limit of N or the maximum depth limit value T . The network is then generated.

To provide researchers with a visual understanding(Fig.1-Fig.2) of the guidance on research directions provided by these selected papers. We use *pyvis* to visualize KG based on the configuration of Table 1. In addition to the co-occurring vocabulary of insight sentences between papers, we also extract keywords specific to each paper to capture its unique concept. When selecting keywords for each paper in the KG, we combine the ‘insight content’ from all papers in the subtree to create the overall text. The ‘insight content’ of a specific article within the subtree is used as the partial text. Tf-idf[13] method used to extract partial text keywords from the global text composed of multiple paper-texts in a tree, and then display them as paper keywords in the node titles, and a part of the representative sample branch included insight sentences is shown in Fig.5.

3.6 Case Study & Analysis

The detail of sample branches in Fig.1-Fig.2 are shown in Fig.4-Fig.5, we observe that the occurrence probability of co-occurring words in the ‘insight sentences’ is relatively low, as indicated by the edges of the Inheritance tree. This is because the Inheritance tree is based on reference extraction, and the citations of

previous studies are often related to the research background or methodology. This reflects the weakness of correlation in the insight survey. In contrast, the papers selected by the relevance tree exhibit higher occurrence probability and similarity of co-occurring words in the 'insight sentences'. Although the chain from "Issue finding" to "Issue Resolved" may not be completely reasonable in terms of content, it provides researchers with certain keywords and guidance for research directions. On the other hand, the inheritance tree serves as a broader extension based on a specific research topic. However, there is a need to incorporate the similarity of relevance between papers horizontally in order to expand the breadth of the KG and enhance the effectiveness of the inheritance tree in supporting researchers' understanding of research theories and relevance.

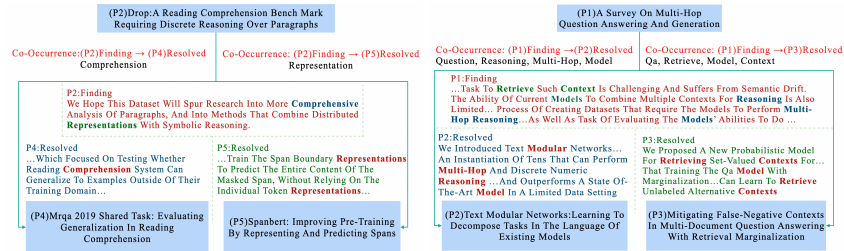


Fig. 4: Inheritance tree Sample Fig. 5: Relevance tree
 branch(p2,p4,p5 in Fig.1) branch(p2,p4,p5 in Fig.2)

4 Conclusion

This study developed two type of hierarchical tree-structured knowledge graph called inheritance tree and relevance tree to support insight survey for research beginners. The process consists of four stages: data processing, insight sentence extraction, hierarchical tree construction, and KG visualization. First, we conducted high-dimensional secondary development of the S2ORC dataset to create an insight survey dataset that includes citation information and insight content. Then, using machine learning techniques, we extracted sentences from the insight survey dataset that express insight viewpoints on 'Issue finding' and 'Issue resolved'. These sentences were parsed and used to construct a relevance matrix. Finally, based on the citation information and relevance matrix, we generated two types of hierarchical tree structures: Inheritance tree and Relevance tree. The generated KG demonstrate their rationality, indicating that they can provide key-information to assist researchers in gaining insights into the directions of the research topic. The knowledge graph also exhibits interpretability and potential for further development. For the future expansion and improvement of this study, the following points are proposed:

- (1) Incorporate Additional Text for Text Similarity and relevance Chain Computation: Currently, this study only utilizes the text from the 'conclusion' and 'limitation' section. However, the Abstract and Introduction sections, specifically the part discussing previous issues, contain novel elements related to previous research topics and the subject of this study. Therefore, integrating these texts

for high-dimensional training can optimize the content in knowledge graph.

(2) We conducted an objective evaluation of the classification accuracy of the 'Issue finding' and 'Issue resolved' viewpoints. However, integrating subjective evaluations from researchers into the generated knowledge graph remains a future challenge.

References

1. Kinney, R., Anastasiades, C., Authur, R., Beltagy, I., Bragg, J., Buraczynski, A., ... & Weld, D. S. (2023). The semantic scholar open data platform. arXiv preprint arXiv:2301.10140.
2. Saier, T., Krause, J., & Färber, M. (2023). unarxive 2022: All arxiv publications pre-processed for nlp, including structured full-text and citation network. arXiv preprint arXiv:2303.14957.
3. Ammar, W., Groeneveld, D., Bhagavatula, C., Beltagy, I., Crawford, M., Downey, D., ... & Etzioni, O. (2018). Construction of the Literature Graph in Semantic Scholar. In Proceedings of NAACL-HLT (pp. 84-91).
4. Li, J., Gu, W., Ota, K., & Hasegawa, S. (2023). Object Recognition from Scientific Document based on Compartment Refinement Framework. arXiv preprint arXiv:2312.09038.
5. Li, J., Tanabe, H., Ota, K., Gu, W., & Hasegawa, S. (2023). Automatic Summarization for Academic Articles using Deep Learning and Reinforcement Learning with Viewpoints. The International FLAIRS Conference Proceedings, 36(1). <https://doi.org/10.32473/flairs.36.133308>.
6. Xu, J., Kim, S., Song, M., Jeong, M., Kim, D., Kang, J., ... & Ding, Y. (2020). Building a PubMed knowledge graph. *Scientific data*, 7(1), 205.
7. Chen, H., & Luo, X. (2019). An automatic literature knowledge graph and reasoning network modeling framework based on ontology and natural language processing. *Advanced Engineering Informatics*, 42, 100959.
8. Tu, Y., Qiu, R., & Shen, H. W. (2023). SKG: A Versatile Information Retrieval and Analysis Framework for Academic Papers with Semantic Knowledge Graphs. arXiv preprint arXiv:2306.04758.
9. Jelodar, H., Wang, Y., Xiao, G., Rabbani, M., Zhao, R., Ayobi, S., ... & Masood, I. (2021). Recommendation system based on semantic scholar mining and topic modeling on conference publications. *Soft Computing*, 25, 3675-3696.
10. Reimers, N., & Gurevych, I. (2019, November). Sentence-BERT: Sentence Embeddings using Siamese BERT-Networks. In Proceedings of the 2019 Conference on Empirical Methods in Natural Language Processing and the 9th International Joint Conference on Natural Language Processing (EMNLP-IJCNLP) (pp. 3982-3992).
11. Ahmad, R., Shaikh, Y., & Tanwani, S. (2023). Aspect Based Sentiment Analysis and Opinion Mining on Twitter Data Set Using Linguistic Rules. *Indian Journal of Science and Technology*, 16(10), 764-774.
12. Syarif, I., Prugel-Bennett, A., & Wills, G. (2016). SVM parameter optimization using grid search and genetic algorithm to improve classification performance. *TELKOMNIKA (Telecommunication Computing Electronics and Control)*, 14(4), 1502-1509.
13. Aizawa, A. (2003). An information-theoretic perspective of tf-idf measures. *Information Processing & Management*, 39(1), 45-65.
14. Reimers, N., & Gurevych, I. (2019, November). Sentence-BERT: Sentence Embeddings using Siamese BERT-Networks. In Proceedings of the 2019 Conference on

- Empirical Methods in Natural Language Processing and the 9th International Joint Conference on Natural Language Processing (EMNLP-IJCNLP) (pp. 3982-3992).
15. Perrone, G., Unpingco, J., & Lu, H. M. (2020). Network visualizations with Pyvis and VisJS.