

Ab initio description of monopole resonances in light- and medium-mass nuclei

I. Technical aspects and uncertainties of *ab initio* PGCM calculations

A. Porro^{1,2,3}, T. Duguet^{3,4}, J.-P. Ebran^{5,6}, M. Frosini⁷, R. Roth^{1,8}, V. Somà³

¹ Technische Universität Darmstadt, Department of Physics, 64289 Darmstadt, Germany

² ExtreMe Matter Institute EMMI, GSI Helmholtzzentrum für Schwerionenforschung GmbH, 64291 Darmstadt, Germany

³ IRFU, CEA, Université Paris-Saclay, 91191 Gif-sur-Yvette, France

⁴ KU Leuven, Department of Physics and Astronomy, Instituut voor Kern- en Stralingsfysica, 3001 Leuven, Belgium

⁵ CEA, DAM, DIF, 91297 ArpaJon, France

⁶ Université Paris-Saclay, CEA, Laboratoire Matière en Conditions Extrêmes, 91680 Bruyères-le-Châtel, France

⁷ CEA, DES, IRESNE, DER, SPRC, 13108 Saint-Paul-lès-Durance, France

⁸ Helmholtz Forschungsakademie Hessen für FAIR, GSI Helmholtzzentrum, 64289 Darmstadt, Germany

Received: February 6, 2024 / Revised version: date

Abstract Giant resonances (GRs) are a striking manifestation of collective motions in mesoscopic systems such as atomic nuclei. Until recently, theoretical investigations have essentially relied on the (quasiparticle) random phase approximation ((Q)RPA), and extensions of it, based on phenomenological energy density functionals (EDFs). As part of a current effort to describe GRs within an *ab initio* theoretical scheme, the present work promotes the use of the projected generator coordinate method (PGCM). This method, which can handle anharmonic effects while satisfying symmetries of the nuclear Hamiltonian, displays a favorable (i.e. mean-field-like) scaling with system's size. Presently focusing on the isoscalar giant monopole resonance (GMR) of light- and medium-mass nuclei, PGCM's potential to deliver wide-range *ab initio* studies of GRs in closed- and open-shell nuclei encompassing pairing, deformation, and shape coexistence effects is demonstrated. The comparison with consistent QRPA calculations highlights PGCM's unique attributes and sheds light on the intricate interplay of nuclear collective excitations. The present paper is the first in a series of four and focuses on technical aspects and uncertainty quantification of *ab initio* PGCM calculations of GMR using the doubly open-shell ⁴⁶Ti as an illustrative example. The second paper displays results for a set of nuclei of physical interest and proceeds to the comparison with consistent (deformed) *ab initio* QRPA calculations. While the third paper analyzes useful moments of the monopolar strength function and different ways to access them within PGCM calculations, the fourth paper focuses on the effect of the symmetry restoration on the monopole strength function.

1 Introduction

Giant resonances designate specific excitations of the system in which a significant fraction of the nucleons are involved in the process. Giant resonances are categorised according to their multipolarity and isospin nature, i.e. isoscalar or isovector, and are best pictured in terms of vibrations of the nuclear surface in a liquid-drop approach. The isoscalar GMR addressed in this work, also referred to as the *breathing mode*, involves $J^\pi = 0^+$ excitations in which neutrons and protons oscillate radially in phase. As such, the GMR provides valuable information about the incompressibility of infinite nuclear matter [1, 2, 3, 4], a key quantity characterising the nuclear equation of state (EoS).

While GRs are to a large extent made out of a coherent sum of 1-particle/1-hole excitations, their coupling to the background of many-particle/many-hole (ph) excitations relates to a well known phenomenon in solid state physics and is referred to as Landau damping. Furthermore, GRs lie above the particle emission threshold. Consequently, they couple to the particle continuum, thus inducing a so-called escape width. Last but not least, they can also be damped through coupling to the electromagnetic field leading to the emission of a photon [5, 6].

The theoretical description of GRs is a mature field. The fact that they are dominantly made up of a coherent sum of 1-particle/1-hole excitations is at the heart of the usefulness of (Q)RPA and associated extensions based on phenomenological EDFs. In the last 15 years, systematic studies over the entire nuclear chart via full-fledged deformed QRPA calculations have become doable [7, 8,

9,10,11,12]. Regarding the GMR in particular, calculations have led to an improved understanding of several features such as the effect of its coupling to the Giant Quadrupole Resonance (GQR) in doubly-open shell nuclei [9] that is addressed in the present work. However, certain aspects are left unexplained so far, e.g. the evolution of the GMR centroid along semi-magic isotopic chains away from doubly closed-shell nuclei [13,14]. At the same time, beyond-RPA calculations such as self-consistent-RPA (SCRPA) (see Ref. [15] for a recent review), Second RPA (SRPA) [16,17] or particle-vibration coupling (PVC) [6,18,19] techniques have shown to be instrumental to quantitatively address refined aspects of GRs such as their (Landau) width.

Another class of theories relates to the time-dependent description of nuclear systems following the application of an external perturbation. If the time evolution is performed on a Slater determinant (Bogoliubov vacuum) such a theory can be shown to be strictly equivalent to the traditional (Q)RPA in the small-amplitude limit (see Refs. [20,21] for a systematic study of both spherical and deformed systems). The multi-reference extension of time-dependent theories represents an alternative way to go beyond canonical (Q)RPA; see Ref. [22] for a recent development in this direction.

A relevant effort relates to extending *ab initio* many-body methods, initially developed to address ground- and low-lying states [23], to describe GRs. For that purpose, hyperspherical harmonics (HH) and the no-core shell model (NCSM) [24,25,26] were first employed in light nuclei before the coupled-cluster (CC) method could be used to address closed-shell light and medium-mass nuclei [27,28,29]. Very recently, the symmetry-adapted no-core shell model (SA-NCSM) has been used to further extend GR studies to open-shell medium-mass nuclei [30,31].

The projected generator coordinate method (PGCM) [32] is a popular and versatile many-body method to study low-lying collective rotational and vibrational excitations based on phenomenological EDFs [33,34,35]¹. The PGCM is able to explicitly account for so-called strong (i.e. *static*) correlations via the mixing of symmetry-breaking Slater determinants or Bogoliubov vacua and via the subsequent restoration of the broken symmetries. Consequently, the PGCM is ideally suited to tackle the impact of nuclear superfluidity, deformation and shape mixing/coexistence in the description of collective states within a symmetry-conserving framework. Surprisingly

¹The PGCM is also employed as a low-cost alternative to shell-model diagonalisation in valence-space calculations [36,37,38,39,40].

though, the PGCM has been very seldom used for the description of GRs over the years [41,42,43,44,45,46,47,48]. Still, it was observed long ago that anharmonic effects may have a non-negligible impact on the determination of the nuclear incompressibility [49], which makes PGCM a useful tool in this respect.

Recently, the PGCM was adapted to the context of *ab initio* calculations aiming at approximating exact solutions of many-body Schrödinger's equation in the low-energy sector of the A -body Hilbert space starting from realistic nuclear Hamiltonians rooted into quantum chromodynamics [50,51]. In this setting, the PGCM delivers collective states that act as versatile unperturbed states on top of which a systematic expansion is performed to add complementary (so-called *dynamical*) correlations. This rationale was explicitly realised in the formulation of the PGCM-based many-body perturbation theory (PGCM-PT) [50]. The first PGCM-PT calculations demonstrated that the PGCM itself delivers an excellent first approximation to the low-lying collective spectroscopy thanks to the nearly perfect cancellation of dynamical correlations between ground and excited states [51]. This motivated the use of the PGCM as a standalone method² for the *ab initio* study of low-lying collective states, indeed reaching a good reproduction of both experiment and quasi-exact solutions [55].

Inspired by such recent developments and extrapolating the cancellation of dynamical correlations to more excited collective states making up GRs, *ab initio* PGCM calculations are presently employed to access the GMR (and the GQR) of light- and medium-mass for the first time. Given that mid-mass nuclei can be systematically addressed independently of their doubly closed-shell, singly open-shell or doubly open-shell character, the PGCM nicely complements the use of SA-NCSM [30,31]. Eventually, the mean-field-like scaling with system's size of the PGCM computational cost makes it an excellent candidate to extend such studies to yet heavier closed- and open-shell nuclei in the future.

The present work is divided into four consecutive articles, hereafter coined as Paper I, Paper II [56], Paper III [57] and Paper IV [58]. Paper I is presently dedicated to quantifying several uncertainty sources in the *ab initio* computation of the isoscalar monopole strength function via the PGCM, employing ⁴⁶Ti as a typical example. Based on this analysis, Paper II discusses cases of physical interest, focusing on the mechanism determining the

²When proceeding to a pre-processing of the Hamiltonian via a multi-reference in-medium similarity renormalisation group transformation [52,53,51], dynamical correlations on top the PGCM cancel to a lesser extent [51]. Still, many avenues can be envisioned to better achieve such a cancellation [54].

GMR-GQR coupling in intrinsically deformed systems. Next, Paper III analyzes different ways to access moments of the strength functions within PGCM. Finally, Paper IV focuses on the impact of restoring good angular momentum symmetry on the monopole strength function within PGCM calculations.

Paper I is organised as follows. Section 2 briefly introduces formal aspects of the PGCM and the computation of strength functions. In Sec. 3 numerical aspects of the calculations are discussed. Section 4 constitutes the main part of the paper dedicated to the quantification of uncertainties in the PGCM calculations of the monopole and quadrupole strength functions. Eventually, Sec. 5 provides the conclusions of Paper I.

2 Formalism

2.1 PGCM ansatz

The PGCM wave-function ansatz [59,60] denotes a general superposition of so-called generating functions $|\Phi(q)\rangle$

$$|\Psi_\nu^\sigma\rangle \equiv \sum_q f_\nu^\sigma(q) P^\sigma |\Phi(q)\rangle, \quad (1)$$

where q denotes a set of collective variables called *generator coordinates* and where $\sigma \equiv (JM\Pi NZ)$ characterises the symmetry quantum numbers carried by PGCM states, i.e. the angular momentum J and its projection M , the parity $\Pi = \pm 1$ as well as neutron N and proton Z numbers. The ensemble $\{|\Phi(q)\rangle, q \in [q_0, q_1]\}$ denotes a set of non-orthogonal³ Bogoliubov states typically obtained in a first step by repeatedly solving Hartree-Fock-Bogoliubov (HFB) mean-field equations with a Lagrange term associated with a constraining operator⁴ Q such that the solution satisfies

$$\langle \Phi(q) | Q | \Phi(q) \rangle = q. \quad (2)$$

In this process the state $|\Phi(q)\rangle$ typically breaks one or several symmetries of the Hamiltonian. Because physical states must carry good symmetry quantum numbers one acts on $|\Phi(q)\rangle$ in Eq. (1) with the projection operator P^σ associated with the symmetry (sub)group \mathcal{G} of the Hamiltonian. The projection selects the component of

³Some Bogoliubov states mixed in the PGCM ansatz may be either manifestly or accidentally orthogonal. This situation can be dealt with at the price of a generalisation of the present work, where all pairs of Bogoliubov states entering Eq. (1) are considered to be non-orthogonal.

⁴The generic operator Q typically embodies several constraining operators such that the collective coordinate q is typically multi dimensional.

$|\Phi(q)\rangle$ carrying the symmetry quantum numbers σ . In the case of present interest, $|\Phi(q)\rangle$ may break rotational and global-gauge symmetries associated with the conservation of angular momentum and nucleon numbers, respectively⁵. Consequently, the projector P^σ explicitly restores both those symmetries. It can be generically written as

$$P^\sigma = \int d\varphi g^\sigma(\varphi) R(\varphi), \quad (3)$$

where $g^\sigma(\varphi)$ represents a specific irreducible representation (IRREP) of \mathcal{G} while $R(\varphi)$ denotes the unitary symmetry transformation operator changing the orientation of a state by the angle φ . Employing Eq. (3), the PGCM state can be rewritten as

$$|\Psi_\nu^\sigma\rangle = \sum_q f_\nu^\sigma(q) \sum_\varphi g^\sigma(\varphi) |\Phi(q, \varphi)\rangle, \quad (4)$$

where the φ -rotated state

$$|\Phi(q, \varphi)\rangle \equiv R(\varphi) |\Phi(q)\rangle \quad (5)$$

has been introduced⁶ and where the integral over the rotation angle has been conveniently discretised.

2.2 Hill-Wheeler-Griffin equation

The unknown coefficients $f_\nu^\sigma(q)$ are determined variationally based on Ritz' variational principle, i.e. by minimising the energy associated with $|\Psi_\nu^\sigma\rangle$

$$\delta \frac{\langle \Psi_\nu^\sigma | H | \Psi_\nu^\sigma \rangle}{\langle \Psi_\nu^\sigma | \Psi_\nu^\sigma \rangle} = 0. \quad (6)$$

The variation with respect to the weights $f_\nu^{\sigma*}(q)$ leads to solving a generalised eigenvalue problem known as the *Hill-Wheeler-Griffin* secular equation [60]

$$\sum_q \left[\mathcal{H}^\sigma(p; q) - E_\nu^\sigma \mathcal{N}^\sigma(p; q) \right] f_\nu^\sigma(q) = 0, \quad (7)$$

delivering the sequence of states $\{|\Psi_\nu^\sigma\rangle, \sigma \in \text{IRREPs}, \nu = 0, \dots, \nu_{\max}\}$ labelled by the symmetry quantum number

⁵While breaking rotational symmetry, presently employed Bogoliubov states still display axial symmetry, i.e. they do not display triaxial deformation and carry $M = 0$ as a good quantum number.

⁶If $|\Phi(q)\rangle$ is a Bogoliubov product state, $|\Phi(q, \varphi)\rangle$ is also a Bogoliubov product state. Indeed, the rotation operator $R(\varphi)$ can be represented as $R(\varphi) = e^{i\varphi S}$, where S is a one-body operator and is referred to as the *generator of the group*. By virtue of Thouless' theorem [61], $|\Phi(q, \varphi)\rangle$ is itself a Bogoliubov vacuum.

σ and the principal quantum number ν^7 . The secular equation involves the so-called symmetry-restored Hamiltonian and norm kernels

$$\begin{aligned} \mathcal{H}^\sigma(p; q) &\equiv \langle \Phi(p) | H P^\sigma | \Phi(q) \rangle \\ &= \sum_{\varphi} g^\sigma(\varphi) \langle \Phi(p) | H | \Phi(q, \varphi) \rangle, \end{aligned} \quad (8a)$$

$$\begin{aligned} \mathcal{N}^\sigma(p; q) &\equiv \langle \Phi(p) | P^\sigma | \Phi(q) \rangle \\ &= \sum_{\varphi} g^\sigma(\varphi) \langle \Phi(p) | \Phi(q, \varphi) \rangle, \end{aligned} \quad (8b)$$

themselves expressed in terms of the *unprojected* kernels

$$\mathcal{H}(p, q; \varphi) \equiv \langle \Phi(p) | O | \Phi(q, \varphi) \rangle, \quad (9a)$$

$$\mathcal{N}(p, q; \varphi) \equiv \langle \Phi(p) | \Phi(q, \varphi) \rangle, \quad (9b)$$

involving two Bogoliubov states carrying different values of the collective variables, the second state being further symmetry rotated. Eventually, the key ingredients to be computed are the unprojected norm kernel $\mathcal{N}(p, q; \varphi)$ and the *connected* Hamiltonian kernel [62, 63] defined as

$$h(p, q; \varphi) \equiv \frac{\mathcal{H}(p, q; \varphi)}{\mathcal{N}(p, q; \varphi)}. \quad (10)$$

The connected operator kernel (Eq. (10)) can be efficiently computed by applying the off-diagonal Wick theorem (ODWT) of Balian and Brezin [64]. The evaluation of the norm kernel⁸ (Eq. (9b)) relies on the Onishi formula [67], the Pfaffian formula by Robledo [68] or the integral formula by Bally and Duguet [63]. Traditionally, the derivation of these two categories of kernels relies on different formal schemes that do not share a common ground. One exception relies on the use of fermion coherent states based on Grassmann variables allowing one to express both the connected operator kernel [69, 70] and the norm kernel [68] in terms of Pfaffians. Another consistent derivation of both kernels based on a diagrammatic method was recently proposed in Ref. [71].

2.3 Intrinsic collective wave functions

The linear redundancies due to the non-orthogonality of the HFB states mixed into the PGCM state must be dealt with when solving HWG's equation. This is also a

⁷In principle, the number of states $\nu_{\max} + 1$ in each IRREP is equal to the cardinal n_q of the ensemble $\{|\Phi(q)\rangle, q \in [q_0, q_1]\}$. However, handling the non-orthogonality of the states entering the PGCM ansatz leads in practice to an effective reduction of the dimensionality such that $\nu_{\max} \leq n_q$.

⁸For a detailed discussion about the connection between these different approaches and the hypothesis under which they are valid, see Refs. [65, 66].

necessary step to extract meaningful intrinsic collective wave function as a function of the generator coordinates for each PGCM state. The detailed way to handle this problem can be found in, e.g. Ref [55].

Denoting as \mathbf{N}^σ the Hermitian positive-definite matrix associated with the overlap kernel defined in Eq. (8b), it can be diagonalized according to

$$\mathbf{N}^\sigma = \mathbf{S}^{\sigma\dagger} \check{\mathbf{N}}^\sigma \mathbf{S}^\sigma, \quad (11)$$

where \mathbf{S}^σ is a unitary matrix and where $\check{\mathbf{N}}^\sigma$ is diagonal with strictly positive eigenvalues. Defining

$$\mathbf{G}^\sigma \equiv \mathbf{S}^{\sigma\dagger} (\check{\mathbf{N}}^\sigma)^{-1/2} \mathbf{S}^\sigma \quad (12)$$

and only keeping the rows of \mathbf{S}^σ corresponding to eigenvalues of $\check{\mathbf{N}}^\sigma$ larger than ϵ_{th} , HWG's equation (7) is transformed into the associated orthonormal basis and becomes

$$\sum_q \check{H}_{pq}^\sigma \check{f}_\nu^\sigma(q) = E_\nu^\sigma \check{f}_\nu^\sigma(p), \quad (13)$$

with

$$\check{\mathbf{H}}^\sigma \equiv \mathbf{G}^{\sigma\dagger} \mathbf{H}^\sigma \mathbf{G}^\sigma, \quad (14a)$$

$$\mathbf{f}^\sigma \equiv \mathbf{G}^\sigma \check{\mathbf{f}}^\sigma. \quad (14b)$$

The solutions $\{\check{f}_\nu^\sigma(q); q \in \text{set}\}$ play the role of orthonormal intrinsic collective wave functions as a function of q that can be interpreted as probability amplitudes.

2.4 GCM reduction

The restoration of the symmetries broken by the Bogoliubov states $\{|\Phi(q)\rangle, q \in [q_0, q_1]\}$ is a key feature of the PGCM. Contrarily, the original GCM was formulated without taking it into consideration [59, 60]. Because it is the goal of Paper IV to investigate the impact of the angular momentum restoration on the monopole strength function, the GCM is also presently considered and can be easily obtained from the above by neglecting the projection operator P^σ . As a result, the GCM ansatz reduces to

$$|\Psi_\nu\rangle = \sum_q f_\nu(q) |\Phi(q)\rangle. \quad (15)$$

The subsequent GCM HWG equation and GCM kernels can be straightforwardly obtained accordingly.

2.5 Strength function and moments

Given the set of PGCM states $\{|\Psi_\nu^\sigma\rangle, \sigma \in \text{IRREPs}, \nu = 0, \dots, \nu_{\max}\}$, the ground-state strength function associated with the transition operator F is given by

$$S_F(\omega) \equiv \sum_{\nu\sigma} |\langle \Psi_\nu^\sigma | F | \Psi_0^{\sigma_0} \rangle|^2 \delta(E_\nu^\sigma - E_0^{\sigma_0} - \omega), \quad (16)$$

where $|\Psi_0^{\sigma_0}\rangle$ denotes the ground state. Moments of that strength function take the form⁹

$$m_k(F) \equiv \sum_{\nu\sigma} (E_\nu^\sigma - E_0^{\sigma_0})^k |\langle \Psi_\nu^\sigma | F | \Psi_0^{\sigma_0} \rangle|^2, \quad (17)$$

and thus require the knowledge of all excited states of the system.

With these moments at hand, global characteristics of the strength functions, e.g. the centroid and the width can be respectively computed according to

$$\bar{E}_1(F) \equiv \frac{m_1(F)}{m_0(F)}, \quad (18a)$$

$$\tilde{E}_3(F) \equiv \sqrt{\frac{m_3(F)}{m_1(F)}}, \quad (18b)$$

$$\tilde{E}_1(F) \equiv \sqrt{\frac{m_1(F)}{m_{-1}(F)}}, \quad (18c)$$

and

$$\sigma(F) \equiv \sqrt{\frac{m_2(F)}{m_0(F)} - \left(\frac{m_1(F)}{m_0(F)}\right)^2}. \quad (19)$$

While \bar{E}_1 actually denotes the centroid of the spectrum, \tilde{E}_3 and \tilde{E}_1 constitute alternative definitions of a mean energy, the former (latter) being more sensitive to the high (low) energy part of the strength. These three quantities coincide if the strength is located into a single peak. In addition to the width σ characterising the fragmentation of the strength function, the hierarchy between \bar{E}_1 , \tilde{E}_3 and \tilde{E}_1 allows one to quantify its asymmetry.

3 Numerical aspects

The doubly open-shell nucleus ^{46}Ti is used in the present paper to characterise PGCM calculations of the isoscalar GMR within an *ab initio* setting.

⁹Paper III focuses on the evaluation of such moments within the PGCM.

3.1 Expansion bases

In the present calculations, a k -body operator is represented by a mode- $2k$ tensor expressed in the basis of the k -body Hilbert space built out of the k -fold tensor product of the one-body spherical harmonic oscillator (HO) basis.

The one-body HO basis is defined via its frequency $\hbar\omega$ and is made finite dimensional by including all states up to $e_{\max} \equiv \max(2n + l)$, with n the principal quantum number and l the orbital angular momentum. While two-body operators are consistently represented in a two-body basis including all states up to $e_{2\max} = 2e_{\max}$, the representation of three-body operators is further restricted, due to computational limitations, by employing three-body states only up to $e_{3\max} < 3e_{\max}$. In this work the value $e_{3\max} = 14$ is systematically adopted, except for $e_{\max} = 4$ give that the consistent value $e_{3\max} = 12$ is tractable.

For large enough values of $(e_{\max}, e_{3\max})$, observables do not carry any dependence on the chosen $\hbar\omega$. In practice, tractable values typically generate a residual $\hbar\omega$ dependence. In this context, certain frequencies become more optimal in the sense that observables are closer to their converged values. In the present work, values of $e_{\max}(\hbar\omega)$ ranging from 4 to 12 (12 to 24 MeV) are employed.

3.2 Nuclear Hamiltonian

Several two- plus three-nucleon (2N+3N) chiral effective field theory (χEFT) based Hamiltonians are used in the present work.

The family of Hamiltonians built in Ref. [72] at next-to-leading-order (NLO), next-to-next-to-leading-order (N²LO) and next-to-next-to-next-to-leading-order (N³LO) is systematically employed. These Hamiltonians combine the 2N interaction by Entem and Machleidt (EM) [73, 74] with a 3N force that is consistent concerning the chiral order, non-local regulator and cut-off value. The 2N low-energy constants (LECs) were fitted to two-nucleon scattering data, while 3N LECs were fixed using the ground-state energies of ^3H and ^{16}O .

The NNLO_{sat} Hamiltonian [75] is further considered. It was introduced with the objective to provide improved saturation properties and radii, such that all its LECs were simultaneously fitted to few-body systems as well as to selected ground-state energies and radii of Carbon and Oxygen isotopes.

Eventually, the EM 1.8/2.0 interaction from Ref. [76, 77] is also employed. This Hamiltonian is based on the similarity-renormalisation-group (SRG) transformation of EM 2N interactions augmented with leading 3N contributions adjusted to data in $A=3,4$ systems. This Hamiltonian yields a saturation point of nuclear matter close to the empirical value [77] along with accurate binding energies in mid-mass nuclei [78].

3.3 SRG evolution

Chiral EFT Hamiltonians are typically softer than phenomenological potentials used in seminal *ab initio* calculations of light systems. This relates to the implicit treatment of high-energy degrees of freedom in chiral Hamiltonians, which is associated to a lower resolution scale and the absence of explicit coupling to high nucleon momenta.

Unitary SRG transformations can be employed to further decouple low- and intermediate-momentum modes in the nuclear Hamiltonian [79]. While mean-field HF or HFB solutions based on unevolved Hamiltonians are only shallowly bound (if not at all), the SRG evolution makes them more bound and consistently reduces many-body correlations to be added on top. In practice, the procedure leads to an acceleration of the convergence of the series at play in expansion many-body methods or may even turn a non-converging series into a converging one [80]. At the same time, the decoupling of low- and intermediate-momentum modes authorises the use of smaller bases (i.e. e_{\max} and $e_{3\max}$ values). The drawback of the SRG transformation resides in the appearance of additional three-body (and higher) contributions. In practice, beyond three-body interactions must be discarded, thus inducing a breaking of unitarity that needs to be controlled.

The set of Hamiltonians from Ref. [72] are presently evolved to two values of the low-momentum scale characterising the SRG transformation, namely $\lambda = 1.88 \text{ fm}^{-1}$ (i.e. flow parameter $\alpha=0.08 \text{ fm}^4$) and $\lambda = 2.24 \text{ fm}^{-1}$ ($\alpha=0.04 \text{ fm}^4$).

The EM 1.8/2.0 Hamiltonian employs from the outset a 2N interaction evolved to $\lambda = 1.8 \text{ fm}^{-1}$ ($\alpha = 0.0953 \text{ fm}^4$), the regulator of the added 3N interaction being directly set to $\lambda = 2.0 \text{ fm}^{-1}$ without further explicit SRG evolution. As such, it belongs to the category of “soft” nuclear Hamiltonians.

The NNLO_{sat} Hamiltonian is presently kept unevolved and acts as a representative of “hard” Hamiltonians displaying larger low-to-intermediate momentum couplings than the other ones.

3.4 Three-body treatment

Three-body forces (native or induced) are approximated via the rank-reduction method developed in Ref. [81]. In practice the original or SRG-evolved Hamiltonian is first used to perform a spherical HFB calculation with the full treatment of two- and three-body operators. Three-body operators are then convoluted with the symmetry-conserving normal one-body density matrix thus computed in order to deliver a symmetry-conserving two-body effective interaction. This procedure reduces in closed-shell systems to the standard normal-ordered two-body approximation [82].

3.5 Generator coordinates

The main objective is to compute the monopole strength function $S_{00}(\omega) \equiv S_{r^2}(\omega)$ obtained from Eq. (16) for $F \equiv r^2$, with the monopole operator defined as

$$r^2 \equiv \sum_{i=1}^A r_i^2. \quad (20)$$

The monopole response being mostly associated to radial vibrations of the nuclear surface, the root mean-square radius represents a natural choice for the main generator coordinate used in the calculation. Since it is known that intrinsic deformation may significantly affect $S_{00}(\omega)$ (see, for instance, Refs. [9,83]), the axial quadrupole deformation is the second generator coordinate of choice in the present study. To elaborate on such an impact, $S_{00}(\omega)$ is in fact analyzed along with the $K=0$ component $S_{20}(\omega) \equiv S_{Q_{20}}(\omega)$ of the quadrupole response¹⁰, the axial mass quadrupole operator being defined as

$$Q_{20} \equiv \sum_{i=1}^A r_i^2 Y_{20}(\vartheta_i, \phi_i), \quad (21)$$

where (ϑ_i, ϕ_i) denote spherical angular coordinates.

Eventually, most of the results presented below originate from two-dimensional (2D) PGCM calculations $q \equiv (r, \beta_2)$ based on the set of Bogoliubov states $\{|\Phi(r, \beta_2)\rangle, r \in [r_{\min}, r_{\max}], \beta_2 \in [\beta_{\min}, \beta_{\max}]\}$ associ-

¹⁰The evaluation of $K \neq 0$ components requires the breaking of axial symmetry in the generation of the HFB vacua employed in the PGCM ansatz. The inclusion of the triaxial degree of freedom is not addressed in the present work and is left for future developments.

ated with the constraints¹¹

$$r \equiv \sqrt{\langle \Phi(r, \beta_2) | r^2 | \Phi(r, \beta_2) \rangle}, \quad (23a)$$

$$\beta_2 \equiv \frac{4\pi}{3R^2A} \langle \Phi(r, \beta_2) | Q_{20} | \Phi(r, \beta_2) \rangle, \quad (23b)$$

with A the nucleon number, $R \equiv 1.2 A^{1/3}$. On occasions, results from one-dimensional (1D) PGCM calculations based on r as the sole coordinate will also be presented.

3.6 Lorentzian smearing

The resolution of the HWG equation (Eq. (7)) delivers the set of states $\{|\Psi_\nu^\sigma\rangle; \sigma \in \text{IRREPs}, \nu = 0, \dots, \nu_{\max}\}$ characterised by discrete eigenenergies. In order to increase the readability of multipole responses, discrete spectra are convoluted with a Lorentzian function of width $\Gamma=0.5$ MeV, unless specified otherwise, such that the strength function (Eq. (16)) is eventually replaced with its finite-resolution counterpart

$$S_F(\omega) \equiv \sum_{\nu\sigma} |\langle \Psi_\nu^\sigma | F | \Psi_0^{\sigma_0} \rangle|^2 \frac{\Gamma}{(E_\nu^\sigma - E_0^{\sigma_0} - \omega)^2 + \Gamma^2}. \quad (24)$$

Given that experimental responses come, in most cases, with a finite energy resolution determined by an energy-bin width of about 500 keV, it is reasonable to take the finite resolution of the theoretical strength functions to be of the same order to proceed to their comparison.

3.7 HFB minimum

To set up the stage for the following discussion, results obtained in ⁴⁶Ti at the HFB minimum using the family of chiral Hamiltonians from Ref. [72] are presently characterised. The total energy E_{HFB} , its mean square radius r and the axial deformation parameter β_2 are

¹¹Note that the same notation r^2 is presently used to represent three different (although related) operators. While it is conventional to use the monopole operator introduced in Eq. (20) to compute $S_{00}(\omega)$, the operator used in constrained HFB calculations (Eq. (23a)) includes the prefactor $1/A$ given that it represents (a first approximation to) the nuclear radius. Whenever actually attempting to accurately compute the root-mean-square radius of a given many-body eigenstate, the center-of-mass correction is further added such that the employed operator becomes in this case

$$r^2 \equiv \frac{1}{A} \left(1 - \frac{1}{A} \right) \sum_{i=1}^A r_i^2 - \frac{2}{A^2} \sum_{i<j=1}^A \vec{r}_i \cdot \vec{r}_j. \quad (22)$$

reported in Fig. 1 as a function of $\hbar\omega$ for the three chiral orders and several e_{\max} values.

The energy displays a typical pattern as a function of the chiral order, i.e. the HFB binding energy decreases significantly going from NLO to N²LO before increasing slightly when reaching N³LO.

Increasing e_{\max} , the convergence is observed at NLO for $e_{\max} = 10$ for all quantities under consideration independently of $\hbar\omega$. Contrarily, the convergence is reached at N²LO and N³LO for $e_{\max} = 10$ only for low $\hbar\omega$ values, i.e. 12 and 16 MeV. This different pattern is conjectured to be due to three-body forces that are indeed absent at NLO.

Eventually, Fig. 1 shows how HFB properties, in particular r and β_2 , can be severely affected by a non-optimal choice of $\hbar\omega$. As discussed in the following, this can impact significantly the determination of giant resonances. In general the e_{\max} convergence is best achieved for $\hbar\omega = 12$ MeV, which is an optimal choice for nuclei from $A \sim 20$ to $A \sim 50$. This parameter is thus employed in all calculations below, unless stated otherwise.

4 Uncertainty quantification

The objective of Paper I is to provide a (partial) uncertainty quantification of ab initio PGCM calculations of the monopole response in mid-mass nuclei. The sources of uncertainties are of three types

1. Hamiltonian modelling
 - (a) Chiral EFT truncation order
 - (b) LEC determination
 - (c) Truncated SRG transformation
2. Bases representation
 - (a) One-body basis truncation ($e_{\max}, \hbar\omega$)
 - (b) Three-body basis truncation ($e_{3\max}$)
3. Many-body solution
 - (a) Three-body interaction rank reduction
 - (b) Choice of generator coordinates
 - (c) Sampled values of generator coordinates
 - (d) Truncated PGCM-PT expansion

In the present work

1. 1(b) and 3(b) are not evaluated,

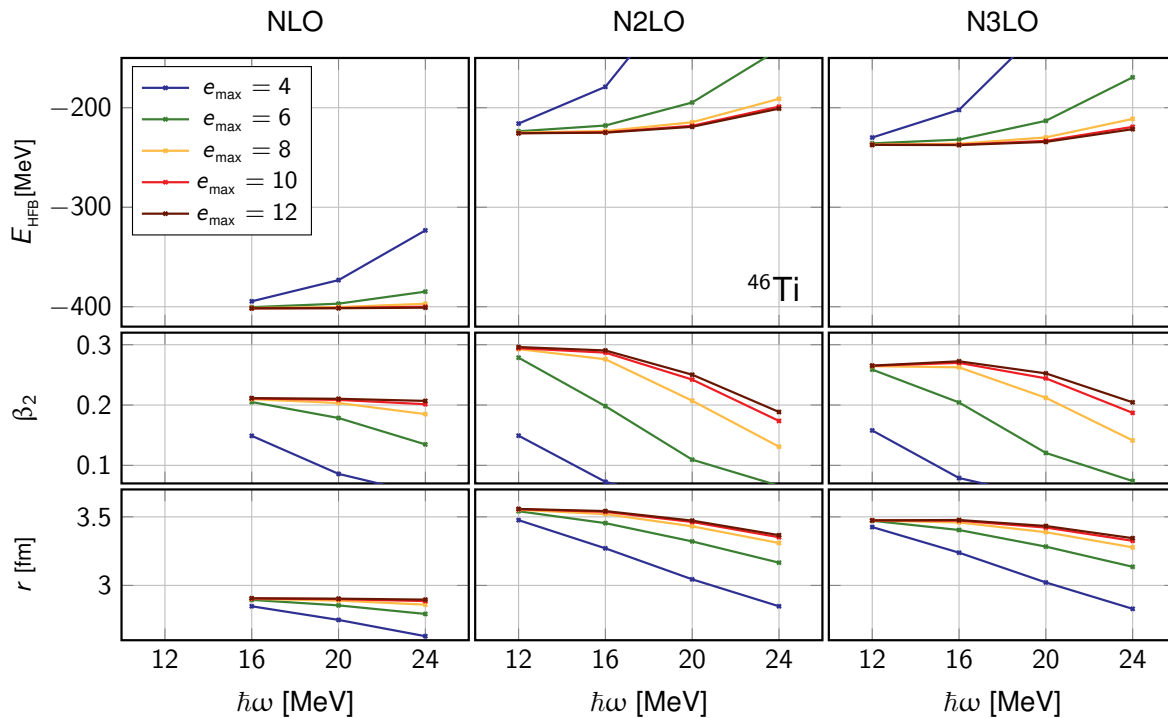


Fig. 1 Total energy E_{HFB} (Top row), axial deformation β_2 (middle row) and root-mean-square radius r (bottom row) of the HFB minimum in ^{46}Ti as a function of $\hbar\omega$ for several values of e_{max} . Results employ NLO (left column), N²LO (middle column) and N³LO (right column) Hamiltonians from Ref. [72] evolved to $\lambda_{\text{srg}} = 1.88 \text{ fm}^{-1}$.

2. 2(b), 3(a) and 3(d) are estimated based on previous works,
3. 1(c) is only touched upon,
4. 1(a), 2(a) and 3(c) are thoroughly evaluated.

Ideally, all uncertainty sources must be systematically and consistently evaluated, especially given that several of them are all but independent. However, doing so is a daunting task and can only be the result of a long-term effort that goes well beyond the scope of the present work. For example, the propagation of the statistical uncertainty associated with the fit of the LECs in the employed χEFT Hamiltonian (1(b)) can be achieved on the basis of the eigenvector continuation (EC) techniques [84,85]. The adaptation of the EC method to the PGCM is indeed currently underway [86].

4.1 Truncated PGCM-PT expansion

In the context of *ab initio* calculations, the PGCM delivers the zeroth-order approximation to the recently formulated PGCM-PT expansion method [50]. Contrary to standard, e.g. single-reference, expansion methods, such a zeroth-order state already captures a large fraction of the many-body correlations at play. Specifically,

PGCM states incorporate strong static correlations associated to collective long-range fluctuations that are typically *hard* to grasp via standard expansion methods. The remaining dynamical, i.e. weak, correlations that come on top were shown to cancel essentially exactly in the excitation energy of low-lying rotational excitations when using low resolution-scale Hamiltonians [51]. This motivated the use of the PGCM as a standalone method for the *ab initio* study of low-lying collective excitations, indeed delivering excitation energies of low-lying collective natural-parity states consistent with quasi-exact solutions in several Ne isotopes [55].

In this context, the present work relies on the assumption that such a feature remains valid for vibrational excitations making up the GMR in mid-mass nuclei, at least for its gross features and when employing low resolution-scale Hamiltonians. Confirming quantitatively to which extent this is indeed the case goes beyond the scope of the present work as it requires the extension of PGCM-PT to non-yrast states [87].

4.2 Three-body treatment

The rank-reduction procedure presently applied to three-body interactions (native or induced) [81] was shown to induce errors below 2-3% across a large selection of

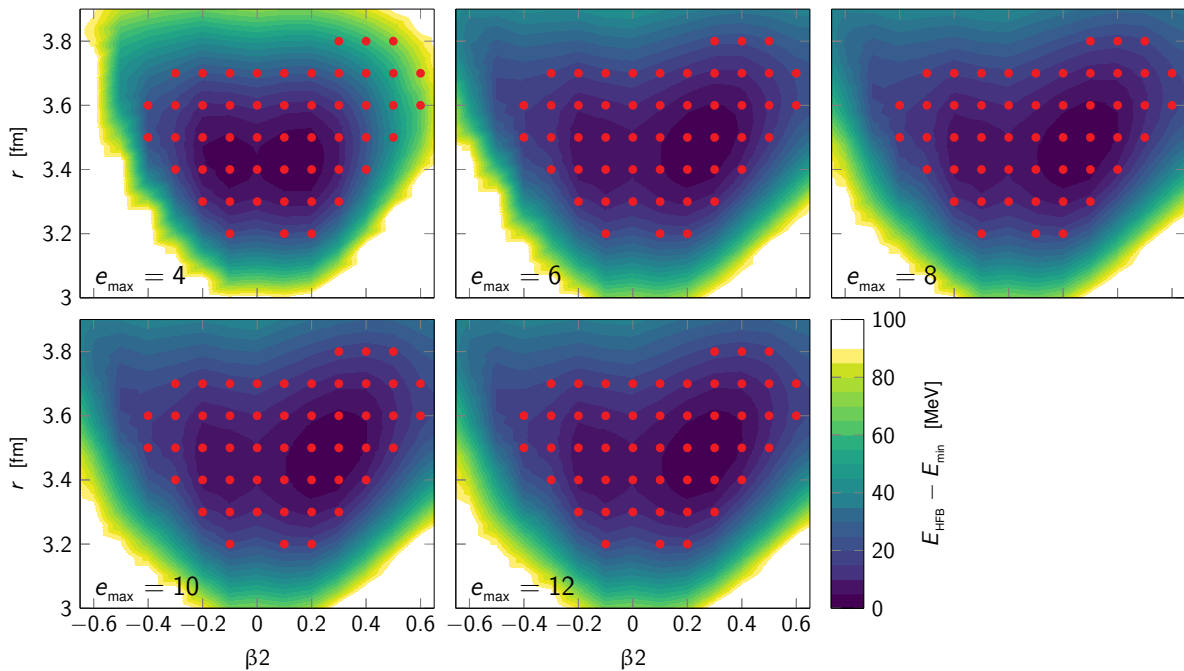


Fig. 2 HFB total energy surface in ^{46}Ti for different values of e_{max} ($\hbar\omega = 12$ MeV) employing the N^3LO ($\lambda_{\text{SRG}} = 1.88 \text{ fm}^{-1}$) Hamiltonian. The energy is plotted with respect to the minimal HFB energy for the corresponding e_{max} value.

nuclei, low-energy observables and many-body methods when based on low resolution-scale chiral Hamiltonians [81].

The actual evaluation of the error requires PGCM calculations of vibrational excitations making up the GMR in mid-mass nuclei with full 3N interactions, which is left for a future study. The present work relies on the assumption that the error remains on a few percent level as for the low-energy observables tested in Ref. [81].

4.3 Three-body basis truncation

For light- and mid-mass nuclei under present consideration, using $e_{3\text{max}} = 14$ is known to lead to a subpercent error for ground-state observables [88, 89]. This conclusion remains to be tested for (highly) excited states such as those making up the GMR. This challenging point is however beyond the scope of the present study and is left for a future development.

4.4 One-body basis truncation

In the present section, the N^3LO Hamiltonian [72] evolved to $\lambda_{\text{SRG}} = 1.88 \text{ fm}^{-1}$ is employed.

4.4.1 Dependence on e_{max}

As a first step, Fig. 2 displays the 2D HFB total energy surface (TES) $E_{\text{HFB}}(r, \beta_2)$, rescaled to the HFB minimum, for different values of e_{max} . Increasing the basis size decreases the stiffness of the TES when moving away from the minimum. By the time $e_{\text{max}} = 8$ is reached, the topology of the TES is stabilised. For any given point on the surface, the difference does not exceed 1 MeV when going from $e_{\text{max}} = 10$ to $e_{\text{max}} = 12$.

The red dots appearing in Fig. 2 represent the HFB states included in the subsequent PGCM calculation. The corresponding monopole response $S_{00}(\omega)$ is displayed in the upper panel of Fig. 3 for the different e_{max} values. The decreasing stiffness of the TES with e_{max} directly translates into the lowering of the GMR whose main peak eventually converges near 20.5 MeV for $e_{\text{max}} = 8$. The finer structures visible over a wider energy range require $e_{\text{max}} = 10$ or even $e_{\text{max}} = 12$ to be stable.

The quadrupole response $S_{20}(\omega)$ shown in the bottom panel of Fig. 3 displays a slower convergence pattern than $S_{00}(\omega)$. While the overall structure is similar for $e_{\text{max}} = 10$ and $e_{\text{max}} = 12$, high-energy states are not converged. Similar trends in the quadrupole response are also observed in the next sections.

The convergence is now quantified by resorting to the main characteristics of the strength functions, i.e. the

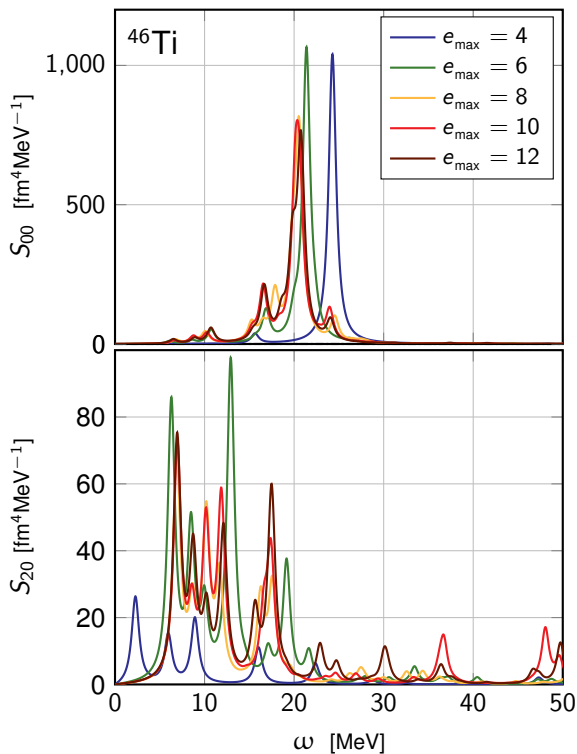


Fig. 3 Monopole (top) and quadrupole (bottom) response in ^{46}Ti employing the N^3LO ($\lambda_{\text{sr}g} = 1.88 \text{ fm}^{-1}$) Hamiltonian for different values of e_{max} ($\hbar\omega = 12 \text{ MeV}$).

centroid and the dispersion obtained according to Eqs. (18) and (19), respectively. Results are displayed in Fig. 4 as a function of e_{max} for the monopole response. Experimental data from Ref. [90] are shown as dashed lines, the shadowing representing the associated uncertainty. A clear convergence pattern is observed with e_{max} . Based on this data set, the remaining uncertainty is estimated to be less than 1% (2%) for the centroid energy (dispersion).

Increasing e_{max} significantly improves the agreement with experimental data. While the converged PGCM centroid value is $\sim 1 \text{ MeV}$ higher than experiment, the dispersion underestimates it by about 1.4 MeV . Including dynamical correlations beyond the strict PGCM along with the explicit coupling to the particle continuum is expected to improve the fragmentation of the strength.

One may eventually note that, while \tilde{E}_1 is predicted to be close to the centroid value \bar{E}_1 , \tilde{E}_3 is 1 MeV higher, which results from the presence of several (small) peaks located well beyond the GMR. While this picture is consistent with experiment, the predicted difference $\tilde{E}_3 - \bar{E}_1$ is only half of its experimental counterpart.

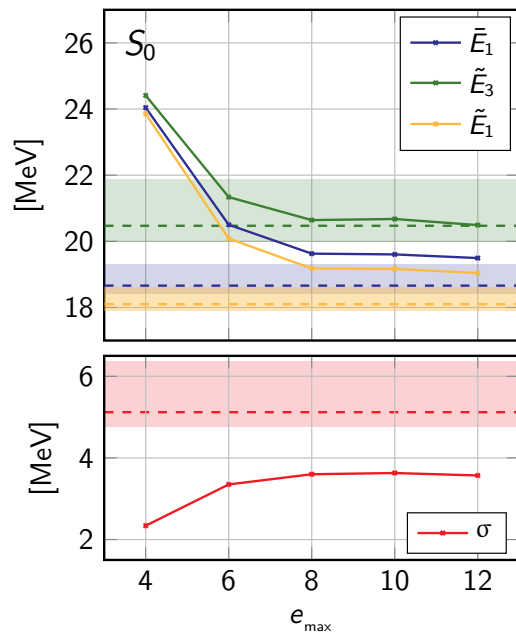


Fig. 4 Mean energies (Eqs. (18)) and dispersion ((19)) of the monopole response in ^{46}Ti as a function of e_{max} ($\hbar\omega = 12 \text{ MeV}$) with the N^3LO ($\lambda_{\text{sr}g} = 1.88 \text{ fm}^{-1}$) Hamiltonian. Dashed lines represent experimental values, the shaded areas standing for the corresponding uncertainty [90].

4.4.2 Dependence on $\hbar\omega$

The uncertainty associated with the choice of $\hbar\omega$ is now investigated at $e_{\text{max}} = 10$. As visible from Fig. 5, increasing $\hbar\omega$ significantly modifies the topology of the TES with respect to r compared to the optimal $\hbar\omega = 12 \text{ MeV}$ value. As a result, and contrary to the previous study, the set of HFB states entering the PGCM ansatz evolves with $\hbar\omega$, i.e. it is shifted to lower values of r with increasing $\hbar\omega$.

Results for the monopole response are presented in the upper panel of Fig. 6. Going from $\hbar\omega = 12$ to $\hbar\omega = 16$ the resonance energy and the overall structure are barely modified. This reflects the mild differences between the two TES. At $\hbar\omega = 20, 24 \text{ MeV}$, the stiffer character of the TES moves the GMR to higher energies.

The convergence pattern is less straightforward for the quadrupole response, even if lower-energy peaks are stable for $\hbar\omega = 12 - 20 \text{ MeV}$. Higher-energy structures appear for the optimal $\hbar\omega = 12 \text{ MeV}$ case but not for the other $\hbar\omega$ values.

As visible from Fig. 7, the centroid displays a gentle monotonic convergence going from $\hbar\omega = 24 \text{ MeV}$ down to $\hbar\omega = 12 \text{ MeV}$, eventually sitting 1 MeV above the experimental value as already discussed. The residual uncertainty is estimated to be about 1.5%. The dispersion rather slightly oscillates with $\hbar\omega$, systematically

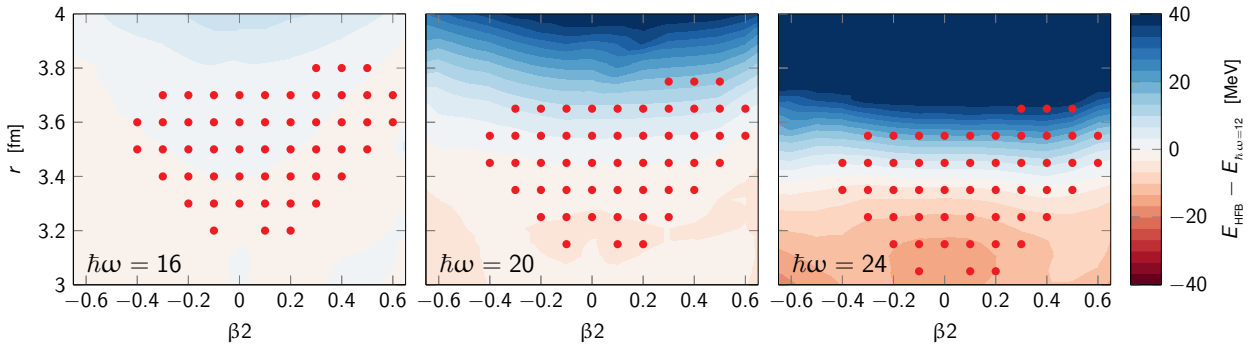


Fig. 5 Same as Fig. 2 for different values of $\hbar\omega$ ($e_{\max} = 10$). Energies are displayed with respect to the $\hbar\omega = 12$ MeV results.

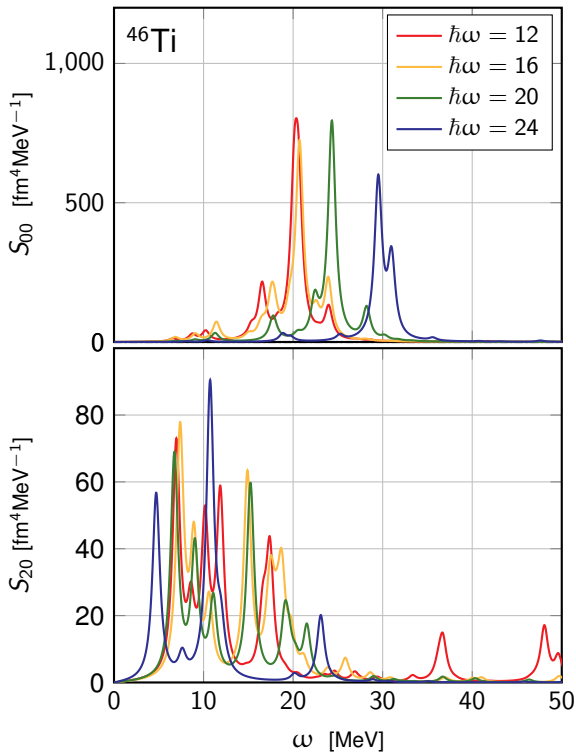


Fig. 6 Same as Fig. 3 for different values of $\hbar\omega$ ($e_{\max} = 10$).

underestimating the experimental value. The residual uncertainty is estimated to be near 6%.

4.5 Chiral EFT truncation order

The convergence pattern with respect to the chiral order of the employed Hamiltonian was displayed in Fig. 1 for the total HFB energy, radius and β_2 parameter. These quantities were shown to be strongly modified when going from NLO to N³LO, while they undergo a milder change going from N²LO to N³LO.

The HFB TES is shown in Fig. 8 for the three chiral orders. Given the smaller HFB radius at NLO, the TES

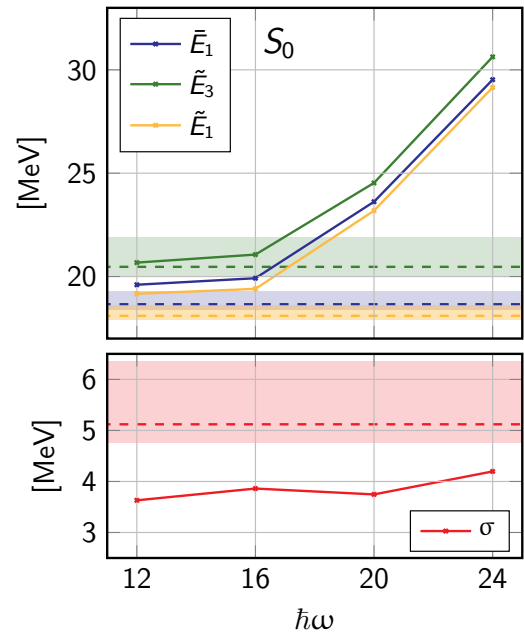


Fig. 7 Same as Fig. 4 for different values of $\hbar\omega$ ($e_{\max} = 10$). Dashed lines represent experimental values, the shaded areas standing for the corresponding uncertainty [90].

is shifted by approximately -0.6 fm with respect to N²LO and N³LO. The NLO TES is also significantly stiffer.

Properties of the HFB TES directly translate into the monopole responses displayed in Fig. 9 (top panel). NLO results are very distinct from N²LO and N³LO ones, the stiffer TES of the former pushing the GMR 8 MeV higher in energy. Moreover, the magnitude of the strength is significantly smaller than at N³LO. Going from N²LO to N³LO, the position of the GMR is further lowered by ~ 1 MeV.

Similar observations concern the quadrupole response in Fig. 9 (bottom panel). The NLO strength function exhibits little resemblance to N²LO and N³LO responses. The latter two are similar even though the highly frag-

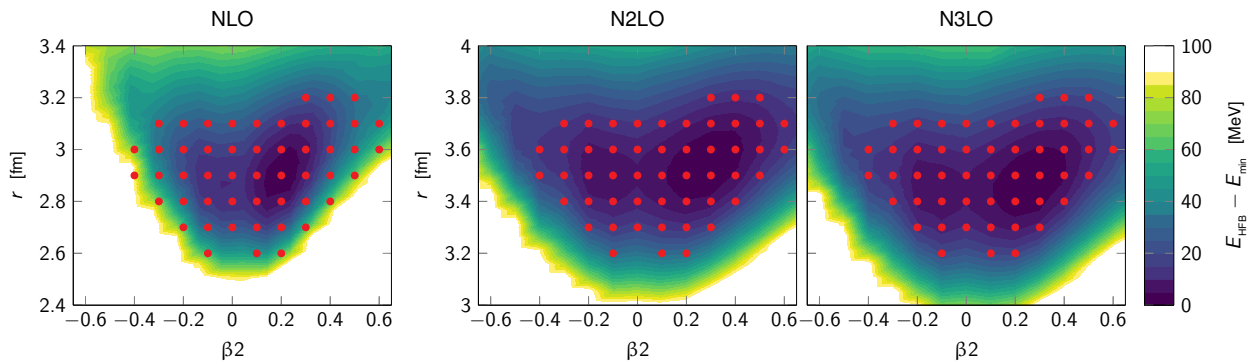


Fig. 8 Same as Fig. 2 for $(e_{\max}, \hbar\omega) = (10, 16 \text{ MeV})$ employing Hamiltonians at different chiral orders ($\lambda_{\text{srg}} = 1.88 \text{ fm}^{-1}$). The energy is plotted with respect to the minimal HFB energy for the respective chiral order.

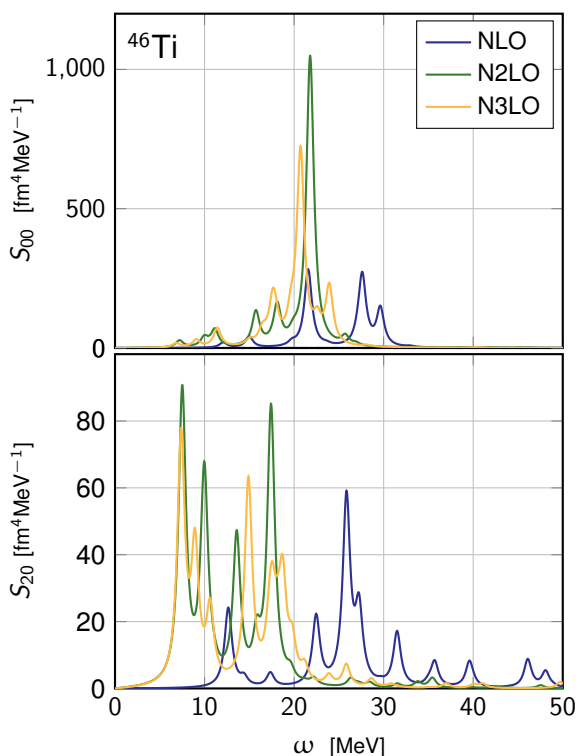


Fig. 9 Same as Fig. 6 for $(e_{\max}, \hbar\omega) = (10, 16 \text{ MeV})$ employing Hamiltonians at different chiral orders ($\lambda_{\text{srg}} = 1.88 \text{ fm}^{-1}$).

mented response below 20 MeV is still significantly modified going from N²LO to N³LO.

The mean energies extracted from the monopole response are shown in the upper panel of Fig. 10 to display a converging pattern with the chiral order, the N³LO results comparing favorably with experimental data. Based on this pattern, the remaining uncertainty associated with omitted higher orders is estimated to be below 2%.

While the dispersion changes less going from N²LO to N³LO than from NLO to N²LO, the converging pattern

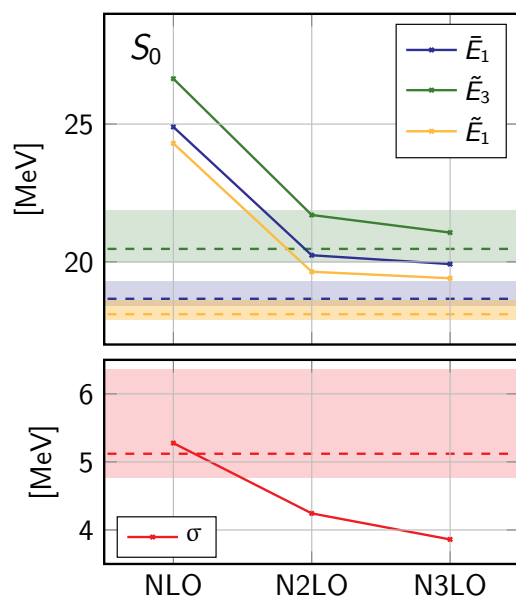


Fig. 10 Same as Fig. 7 for $(e_{\max}, \hbar\omega) = (10, 16 \text{ MeV})$ employing Hamiltonians at different chiral orders ($\lambda_{\text{srg}} = 1.88 \text{ fm}^{-1}$). Dashed lines represent the corresponding experimental values, the shaded areas standing for the corresponding uncertainty [90].

is not obvious. Assuming (naively) that the dispersion does converge monotonically, the residual uncertainty can be estimated to be on a 10% level. This confirms that the PGCM value is inconsistent with experiment¹² due to missing many-body (dynamical) correlations¹³

¹²The fact that the NLO dispersion agrees well with experiment is accidental and masks the fact that the NLO spectrum does not display any giant resonance.

¹³Since the two uncertainties are not independent, incorporating dynamical correlations would not only change the central value of the dispersion but also the associated chiral truncation uncertainty.

α [fm ⁴]	E_{HFB} [MeV]	β_2	r [fm]
0.04	-145.895	0.28	3.65
0.08	-237.299	0.26	3.47

Table 1 Total energy E_{HFB} , axial deformation β_2 and root mean square radius r of the HFB minimum in ^{46}Ti ($\hbar\omega = 12$ MeV and $e_{\text{max}} = 10$) for different values of the flow parameter α .

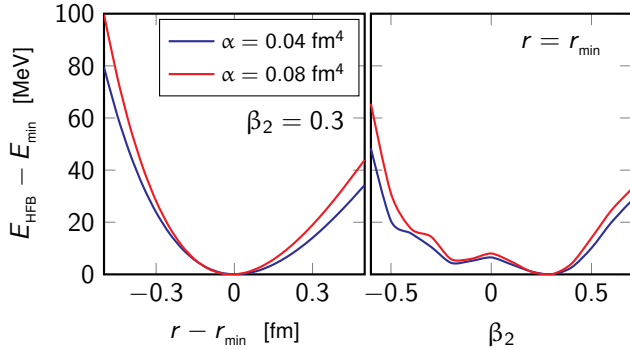


Fig. 11 One-dimensional cuts of the total energy surface of ^{46}Ti for different values of the flow parameter ($\hbar\omega = 12$ MeV and $e_{\text{max}} = 10$). Left panel: energy as a function of r for the β_2 value minimising the HFB energy. Right panel: energy as a function of β_2 for the r value minimising the HFB energy. Calculations employ the N³LO Hamiltonian and the energy is plotted with respect to the minimal HFB energy for the respective flow parameter.

4.6 Truncated SRG transformation

The evolution of the monopole response in PGCM calculations with respect to the SRG flow parameter is now addressed. Fully converged *ab initio* observables should not carry any explicit dependence on the SRG evolution, which is in principle a unitary transformation of the initial Hamiltonian. In this sense, the residual dependence on the SRG scale is an indicator of the breaking of unitarity in practical applications. This breaking is a convolution of the truncation of the transformed Hamiltonian and of the approximation made on the computation of its many-body eigenstates.

In this context, results obtained for two different values ($\alpha = 0.04$ fm⁴ and $\alpha = 0.08$ fm⁴) of the flow parameters are presently compared to give a *sense* of the breaking of unitarity and of the associated uncertainty.

The change of observables at the HFB minimum are reported in Tab. 1. It is observed that softening the Hamiltonian from $\alpha = 0.04$ fm⁴ to $\alpha = 0.08$ fm⁴ lowers the HFB energy by about 100 MeV and reduces the root-mean-square radius by 0.17 fm.

In addition to lowering the mean-field TES altogether by resumming dynamical correlations into the Hamiltonian, the SRG transformation (i.e. the increase of the flow

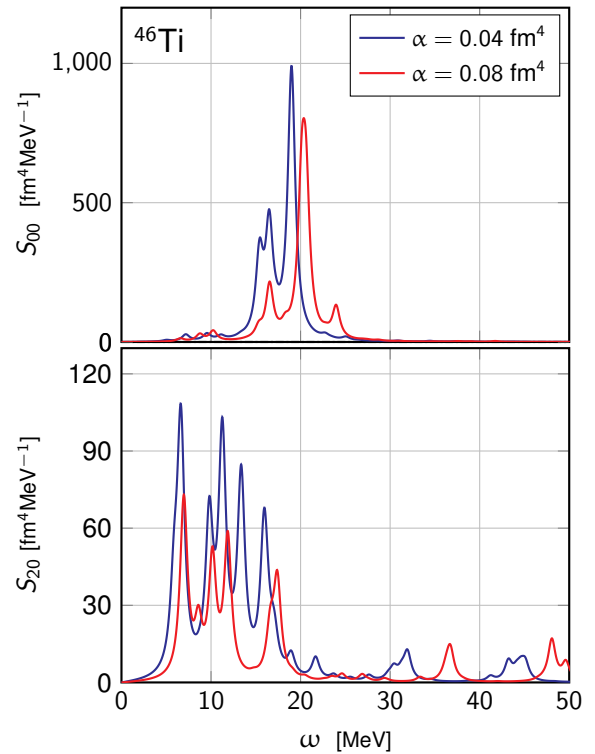


Fig. 12 Same as Fig. 6 for different values of the flow parameter at N³LO ($\hbar\omega = 12$ MeV and $e_{\text{max}} = 10$).

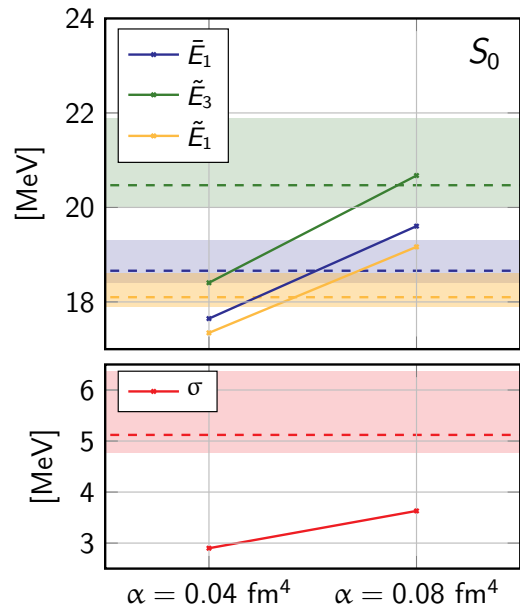


Fig. 13 Same as Fig. 7 for different values of the flow parameter at N³LO ($\hbar\omega = 12$ MeV and $e_{\text{max}} = 10$). Dashed lines represent the experimental values, the shaded areas standing for the corresponding uncertainty [90].

parameter α) particularly favors the ground-state, i.e. the HFB minimum. As a result, the TES becomes stiffer as is visible from Fig. 11 displaying two 1D cuts of the 2D TES through the HFB minimum: the dependencies on r and β_2 are both slightly stiffer for $\alpha = 0.08 \text{ fm}^4$. This observation straightforwardly translates into the behaviour of the monopole and quadrupole responses shown in Fig. 12. The two monopole responses (top panel) display a qualitatively similar behaviour, the $\alpha = 0.08 \text{ fm}^4$ strength being shifted up by $\sim 1 \text{ MeV}$ compared to the $\alpha = 0.04 \text{ fm}^4$ one.

While the quadrupole response is more complex, the effect of the truncated SRG transformation is similar to the one observed on the monopole strength as the bottom panel of Fig. 12 testifies. Interestingly the high-energy structures between 30 and 50 MeV appear in both calculations and are also shifted up going from $\alpha = 0.04 \text{ fm}^4$ to $\alpha = 0.08 \text{ fm}^4$.

The anti-correlation between the softening of the Hamiltonian and the position of the monopole and quadrupole centroids was also observed in RPA calculations of spherical systems [91]. Such a feature is further quantified in the upper panel of Fig. 13 for the monopole response. One observes that the same is true for the dispersion.

Eventually, the use of two α values is not sufficient to extract a quantitative uncertainty associated with the truncated SRG transformation. Furthermore, this error is strongly convoluted with the uncertainty associated with the truncated PGCM-PT expansion such that any realistic assessment should involve both aspects at the same time. One can only observe that relying on the strict PGCM is probably delivering a better estimate of the exact solution when combined with a soft Hamiltonian ($\alpha = 0.08 \text{ fm}^4$), as done by default in the present work. Indeed, in such a case dynamical correlations on top of the PGCM (i) are smaller in absolute as illustrated above with the lowering of the HFB energy and (ii) have been shown to perfectly cancel out in the excitation energy of low-lying collective states [51]. While this does not constitute a proper uncertainty quantification, it gives credit to the results obtained in the present study.

4.7 Comparison of different Hamiltonians

In addition to the systematic uncertainty associated with the truncated chiral order and SRG transformations, the Hamiltonian carries a statistical uncertainty associated with the adjustment of its LECs that needs to be propagated to many-body observables. As mentioned

	E_{HFB} [MeV]	β_2	r [fm]
N ³ LO	-237.30	0.27	3.47
NNLO _{sat}	-95.46	0.34	3.72
EM 1.8/2.0	-284.24	0.24	3.32

Table 2 Total energy E_{HFB} , axial deformation β_2 and root-mean-square radius r of the HFB minimum in ^{46}Ti for different chiral-based Hamiltonians ($\hbar\omega = 12 \text{ MeV}$ and $e_{\text{max}} = 10$).

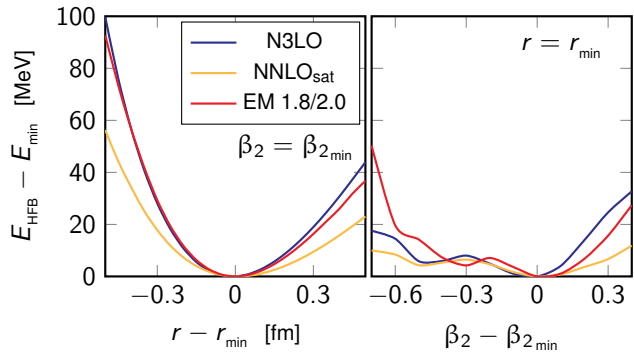


Fig. 14 Same as Fig. 11 for the N³LO, NNLO_{sat} and EM 1.8/2.0 Hamiltonians ($\hbar\omega = 12 \text{ MeV}$ and $e_{\text{max}} = 10$).

above, the latter is however not evaluated in the present work.

In this context, a poor-man's way to qualify the sensitivity of the results to the input Hamiltonian consists of employing a set of representative Hamiltonians differing in their Chiral order, SRG scale and/or fitting protocol. In this spirit, three different chiral-based nuclear Hamiltonians are tested in the present section, i.e. the N³LO [72], NNLO_{sat} [75] and EM 1.8/2.0 [76, 77] Hamiltonians whose characteristics were briefly detailed in Sec. 3.2.

The optimal basis parameters ($e_{\text{max}} = 10$ and $\hbar\omega = 12$) are found to be the same for the three Hamiltonians. Characteristics of the HFB minimum are listed in Tab. 2. The NNLO_{sat} Hamiltonian being used without SRG evolution, the system is very shallowly bound at the HFB level. The N³LO (EM 1.8/2.0) Hamiltonian being evolved (further) down to the resolution $\alpha = 0.08 \text{ fm}^4$ ($\alpha = 0.0953 \text{ fm}^4$), the HFB energy is lowered by 130 MeV (180 MeV). Radii predictions are poorer for EM 1.8/2.0, as already known from the literature [92].

Compared to N³LO, the NNLO_{sat} TES favors large deformations and is extremely soft against β_2 and r . The EM 1.8/2.0 TES is similar to the N³LO one, even though it is shifted to smaller radii by $\sim -0.2 \text{ fm}$. A quantitative statement about the stiffness of the TES is inferred from Fig. 14, where 1D cuts through the HFB minimum are shown. As far as radial variations are concerned, N³LO and EM 1.8/2.0 behave very similarly.

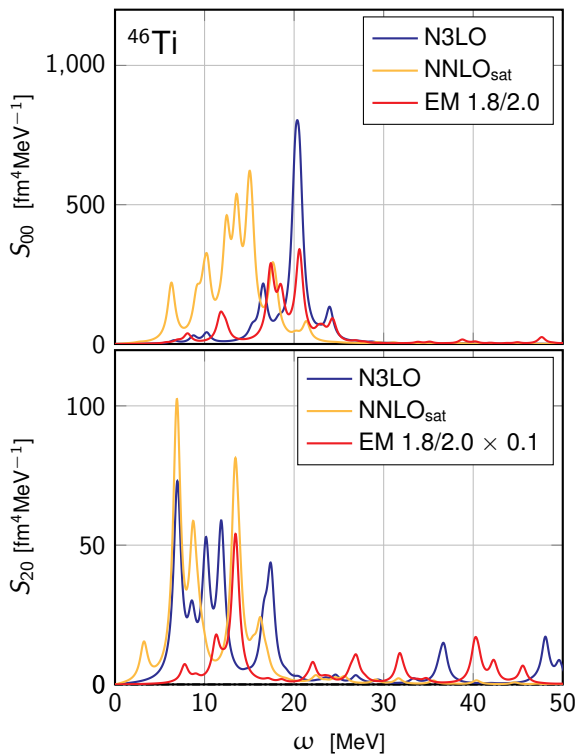


Fig. 15 Same as Fig. 6 for the $N^3\text{LO}$, NNLO_{sat} and EM 1.8/2.0 Hamiltonians ($\hbar\omega = 12$ MeV and $e_{\text{max}} = 10$).

In contrast, NNLO_{sat} is much softer with respect to both compression and dilatation. According to the conclusions of Secs. 4.5 and 4.6, this characteristic reflects more the unevolved character of NNLO_{sat} than the different chiral order.

These patterns leave their fingerprint on the monopole responses displayed in the top panel of Fig. 15. Taking $N^3\text{LO}$ as a reference, NNLO_{sat} produces a highly fragmented monopole response, overall shifted down by about 10 MeV. Because the rigidity of the EM 1.8/2.0 PES with respect to r is similar to $N^3\text{LO}$, the monopole response remains localised within the same energy interval, i.e. between 12 and 25 MeV. It is however more fragmented possibly due to a different coupling to the quadrupole deformation.

The behaviour of the quadrupole response is different, as seen in the bottom panel of Fig. 15. Similarly to $N^3\text{LO}$, NNLO_{sat} generates a fragmented response below 20 MeV, although shifted towards lower energies due to the softer TES against β_2 as visible in the right panel of Fig. 14. Oddly, the quadrupole response of EM 1.8/2.0 is extremely large (notice the 0.1 factor) and can hardly be related to the other results or inferred from Fig. 14, except for its location at higher energy that can be understood from its stiffer TES against β_2 .

Eventually, results vary significantly with the employed Hamiltonian. While the use of unevolved interactions such as NNLO_{sat} at the strict PGCM level is probably unsafe, it is hard to rationalise the difference between $N^3\text{LO}$ and EM 1.8/2.0, especially the behavior of the latter in the quadrupole channel. In the future, robust model uncertainties combining consistent variations in the Hamiltonian modelling (e.g. chiral order, momentum regulators, cutoff values, LECs uncertainties, fitting protocol, SRG transformation) should be pursued to propagate uncertainties to, e.g., PGCM predictions.

4.8 Choice of generator coordinates

The unique strength of the PGCM relates to its capacity to treat collective fluctuations and incorporate associated strong static correlations. This is achieved via a physically-intuitive selection of relevant generator coordinates. However, such a strength turns into a shortcoming when it comes to evaluating systematic uncertainties. In practice, the generator coordinates are chosen by the practitioner based on the physics to be addressed. For example, r and β_2 were presently chosen as the minimal set necessary to (i) describe the monopole resonance (ii) for systems potentially displaying an intrinsic quadrupole deformation. While such a choice is well motivated empirically, the procedure provides the PGCM with a lack of systematic character.

Eventually, evaluating the uncertainty associated with the choice of generator coordinates is difficult given that realistic state-of-the-art calculations cannot be performed with more than a few collective coordinates in practice. Furthermore, within the frame of *ab initio* calculations, evaluating this uncertainty cannot be done independently of the one associated with the truncation of the PGCM-PT expansion itself. Indeed, static and dynamical correlations are not orthogonal to one another such that a reshuffling operates between both categories depending on the nature of the PGCM unperturbed state, i.e. depending on the choice of collective coordinates¹⁴.

For these reasons, much developments are needed in order to be in the position to evaluate this uncertainty in a systematic way¹⁵ and is thus beyond the scope of the present work.

¹⁴The statement made in Sec. 4.1 about the cancellation of dynamical correlations in the excitation energy of low-lying collective states is in fact generator-coordinates-dependent and thus needs to be further explored in the future while varying the set of generator coordinates defining the PGCM ansatz.

¹⁵In fact, the very way the Bogoliubov states are generated as a function of the generator coordinate q needs to be investigated

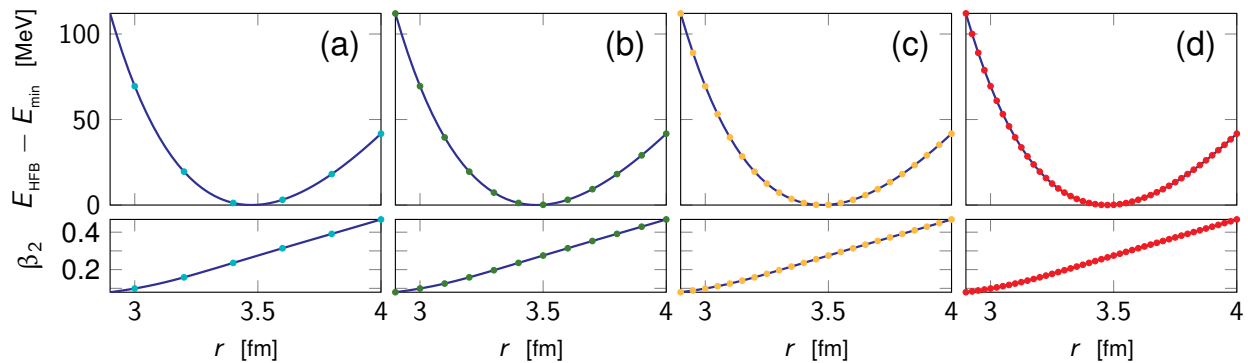


Fig. 16 HFB one-dimensional total energy surface in ^{46}Ti using r as the generator coordinate. The N^3LO ($\alpha = 0.08 \text{ fm}^4$) Hamiltonian is employed ($\hbar\omega = 12 \text{ MeV}$ and $e_{\text{max}} = 10$). The mesh discretization in r for the subsequent PGCM calculation is (a) 0.2 fm (6 points), (b) 0.1 fm (12 points), (c) 0.05 fm (23 points) and (d) 0.025 fm (45 points).

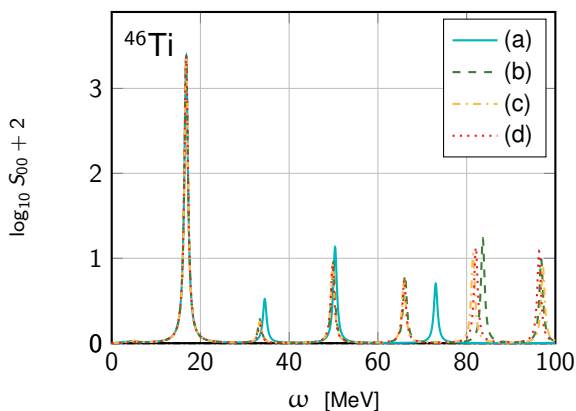


Fig. 17 Monopole responses in ^{46}Ti computed with the N^3LO ($\alpha = 0.08 \text{ fm}^4$) Hamiltonian ($\hbar\omega = 12 \text{ MeV}$ and $e_{\text{max}} = 10$). The sets of HFB states entering the PGCM ansatz correspond to the points appearing on the four one-dimensional total energy surfaces shown in Fig. 16. A logarithmic scale is employed for the vertical axis. See Fig. 16 for details on labels and calculation parameters.

4.9 Sampled values of generator coordinates

Given a generator coordinate q , one must still select a discrete set of values $q_i \in [q_1, q_2], i = 1, \dots, n_q$ to perform PGCM calculations. However, there is no unique criterion to perform such a selection efficiently (see [93] for a recent study), i.e. in a way that suppresses the dependence of the results on this selection.

In this section, two criteria are used to select the HFB states entering the PGCM ansatz and evaluate the uncertainty associated with it. The first one relates the step size of the uniform mesh employed while the second one concerns the spanned interval $[q_1, q_2]$ that is translated

systematically. While it has been customary to select adiabatic vacua obtained by solving constrained HFB equations, other avenues can be envisioned, e.g. choosing non-adiabatic states carrying the constrained deformation q .

into a maximum energy difference E_{max} with respect to the HFB minimum, i.e. $E_{\text{HFB}}(r, \beta_2) - E_{\text{min}} \leq E_{\text{max}}$. The uncertainty associated with the two selection criteria is evaluated sequentially for 1D and 2D PGCM calculations. Calculations are performed using the N^3LO ($\alpha = 0.08 \text{ fm}^4$) Hamiltonian with $\hbar\omega = 12 \text{ MeV}$ and $e_{\text{max}} = 10$.

4.9.1 One-dimensional case

A 1D PGCM is first employed to limit the complexity of the analysis. Calculations are performed solely constraining the generator coordinate r .

Mesh resolution Four (identical) 1D HFB TES as a function of r are shown in the upper panels of Fig. 16. They each display a different set of HFB states used in the subsequent PGCM calculation according to mesh step size (using a fixed interval), i.e. (a) 0.2 fm, (b) 0.1 fm, (c) 0.05 fm and (d) 0.025 fm. This corresponds to performing PGCM calculations based on 6, 12, 23 and 45 HFB states, respectively, i.e. doubling the mesh density at each step going from left to right.

Monopole responses from the four 1D PGCM calculations are displayed in Fig. 17 using a logarithmic scale. Strikingly, results are independent of the chosen mesh such that no difference would be visible using a linear scale. Even high-energy peaks carrying tiny transition amplitudes only differ very slightly using the four different step sizes.

The HFB quadrupole deformation β_2 , which is left free to adjust along the 1D TES, is displayed in the lower panel of Fig. 16. It is seen to vary almost linearly with r , a slight deviation from the linear trend being only detectable for small β_2 values (compression). Because of this feature of the 1D calculation, the energy of the GQR (not shown here) is strongly correlated with the

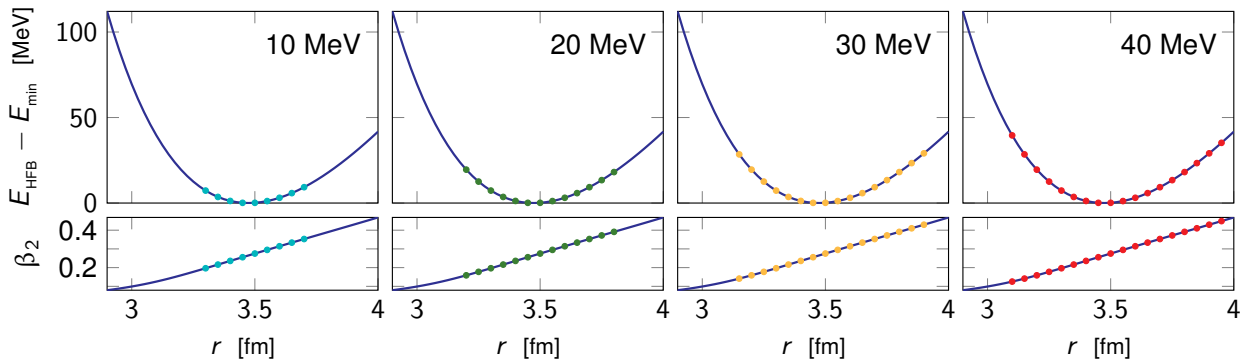


Fig. 18 Same as Fig. 16 except that the HFB states included in the subsequent PGCM calculation are selected according to four different values of E_{\max} , 10 MeV (9 points), 20 MeV (13 points), 30 MeV (16 points) and 40 MeV (18 points) for the fixed equidistant mesh value of 0.05 fm.

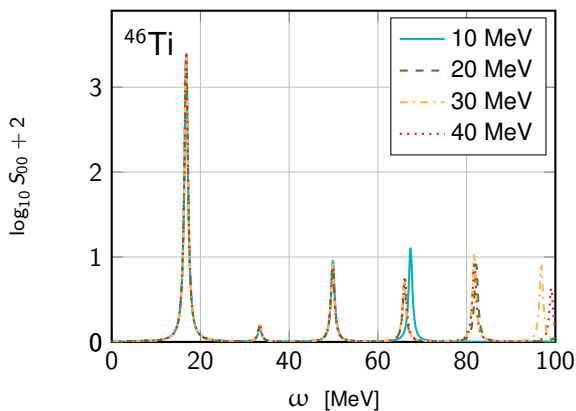


Fig. 19 Same as Fig. 17 except that the HFB states entering the PGCM ansatz are selected according to four increasing values of E_{\max} , i.e. 10, 20, 30 and 40 MeV for a fixed equidistant mesh value of 0.05 fm.

GMR and is in fact located at the same energy. Again, the response is independent of the chosen mesh.

Eventually, one concludes that a reasonable choice of the mesh discretization step induces a negligible uncertainty in 1D PGCM calculations.

Energy interval The same 1D setting is now exploited to define four sets of HFB states according to the maximum excitation energy above the minimum, i.e. $E_{\max} = 10, 20, 30$ and 40 MeV using a fixed mesh value of 0.05 fm. As seen in Fig. 18, it corresponds to performing PGCM calculations based on 9, 13, 16 and 18 HFB states, respectively.

The resulting monopole responses are shown in Fig. 19. In logarithmic scale, tiny variations are again only visible for high-energy states, the convergence being anyway quickly achieved there as well. The GMR containing a single peak located at 16.8 MeV in the 1D calculation is already fully converged for $E_{\max} = 10$ MeV. It is striking

to observe that PGCM eigenstates located between 50 and 100 MeV excitations are fully converged using HFB seeds located only up to 40 MeV (or less) above the HFB minimum.

4.9.2 Two-dimensional case

Realistic PGCM calculations aiming at investigating the coupling between monopole and quadrupole modes require the use of both r and β_2 as generator coordinates. Thus, the uncertainty associated with the selection of HFB states in the (r, β_2) plane is now assessed via 2D PGCM calculations.

Mesh resolution Based on the 2D HFB TES obtained from the $N^3\text{LO}$ ($\alpha = 0.08 \text{ fm}^4$) Hamiltonian ($\hbar\omega = 12$ MeV and $e_{\max} = 10$), three sets of HFB states are defined according to different grids in the (r, β_2) plane. The canonical grid used so far corresponds to panel (c) in Fig. 20. Starting from there, selected points are rarefied by withdrawing one every two HFB states, in two successive steps. This results in the number of HFB points being reduced by a factor of two in panel (b) and four in panel (a).

The monopole and quadrupole responses are displayed in Fig. 21. The energy of the main GMR peak is very stable near 20.5 MeV. On the other hand, secondary peaks only develop when using denser meshes while the strength of the main peak changes accordingly. In particular, the secondary peak at 18.6 MeV corresponding to the GMR in the previous 1D calculation is absent with mesh (a) and not yet converged to the right value with mesh (b). Looking at the quadrupole response, one observes that mesh (c) is necessary to converge the overall strength

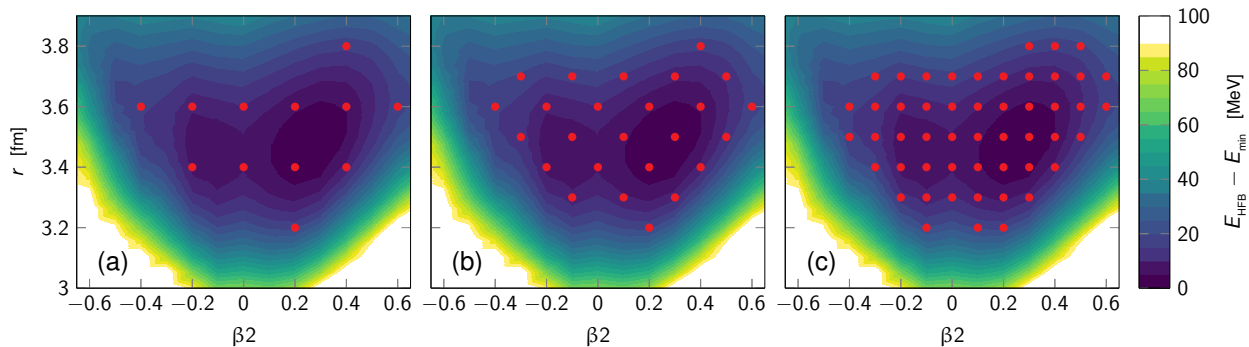


Fig. 20 HFB total energy surfaces in ^{46}Ti using the N^3LO ($\alpha=0.08 \text{ fm}^4$) Hamiltonian ($\hbar\omega = 12 \text{ MeV}$ and $e_{\text{max}} = 10$). Each case displays the set of HFB states included in the subsequent PGCM calculation according to a chosen mesh. The chosen meshes are denser going from left to right and correspond to using (a) 12 points, (b) 25 points and (c) 51 points, respectively.

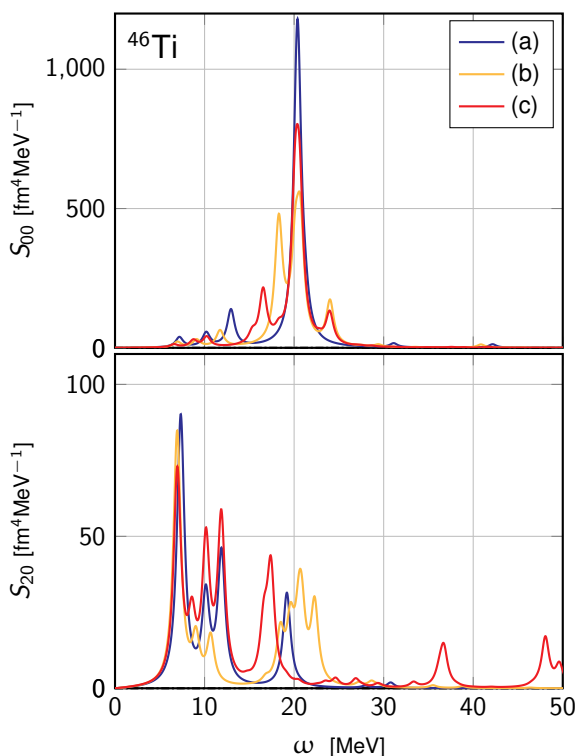


Fig. 21 Monopole (top) and quadrupole (bottom) responses in ^{46}Ti based on the N^3LO ($\lambda_{\text{sr}} = 1.88 \text{ fm}^{-1}$) Hamiltonian ($e_{\text{max}} = 10$, $\hbar\omega = 12 \text{ MeV}$) and computed using the three sets of HFB states displayed in Fig. 20 into the PGCM ansatz.

function and locate the peak at 18.6 MeV at the right position¹⁶.

¹⁶This peak is the only one appearing in 1D calculations, both in the monopole and in the quadrupole response. While these correlated peaks survive in the 2D calculation, this does not correspond to the main GMR peak in the monopole channel. As discussed at length in Paper II, this secondary peak results from the coupling between the monopole and quadrupole modes whenever the nucleus is intrinsically deformed.

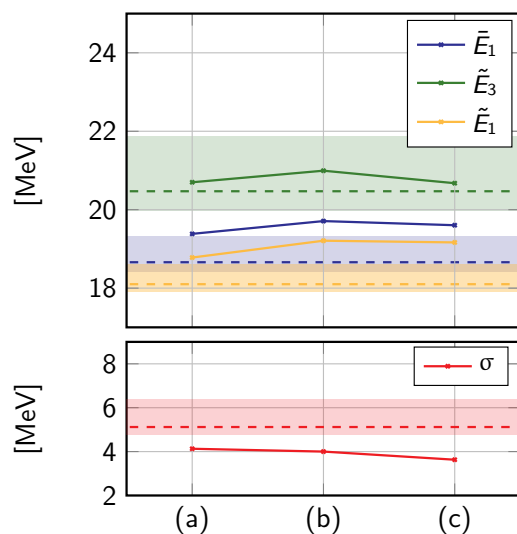


Fig. 22 Mean energies (Eq. (18)) and dispersion (Eq. (19)) computed in ^{46}Ti from the N^3LO ($\lambda_{\text{sr}} = 1.88 \text{ fm}^{-1}$) Hamiltonian ($e_{\text{max}} = 10$, $\hbar\omega = 12 \text{ MeV}$) and using the three sets of HFB states displayed in Fig. 20 into the PGCM ansatz.

The mean energies and dispersion of the monopole strength function are shown in Fig. 22. They are very stable with respect to the increase of the mesh density, i.e. the centroid energy (dispersion) is estimated to be converged to better than 0.5% (2%).

Energy window The uncertainty of the PGCM results with respect to the maximum energy E_{max} of the selected HFB states is now evaluated. To do so, the three values $E_{\text{max}} = 10, 15$ and 20 MeV are utilised, as illustrated in Fig. 23. They correspond to performing 2D PGCM calculations with 19, 34 and 51 HFB states, respectively.

The monopole and quadrupole responses are displayed in Fig. 24. In the monopole channel, all important features are already well converged for $E_{\text{max}} = 15$, including

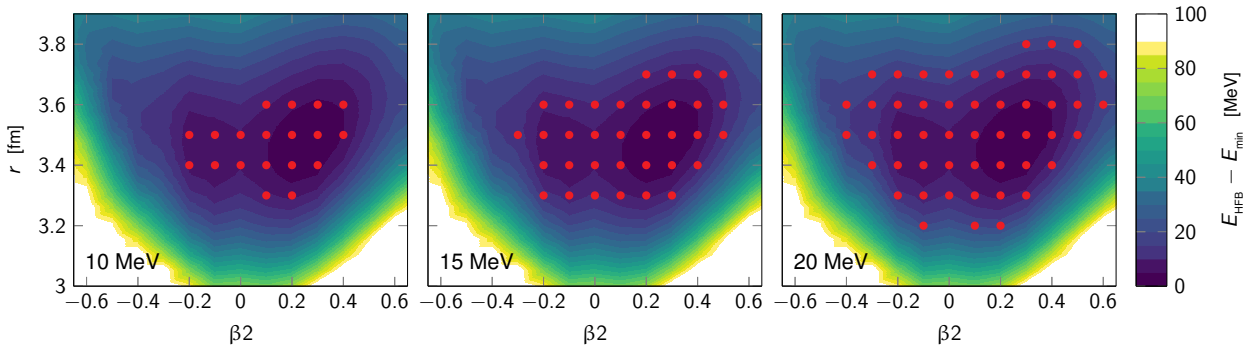


Fig. 23 Same as Fig. 20 but selecting HFB points according to their excitation energy above the minimum, i.e. from left to right the maximum energy is $E_{\max} = 10$ MeV (19 points), 15 MeV (34 points) and 20 MeV (51 points).

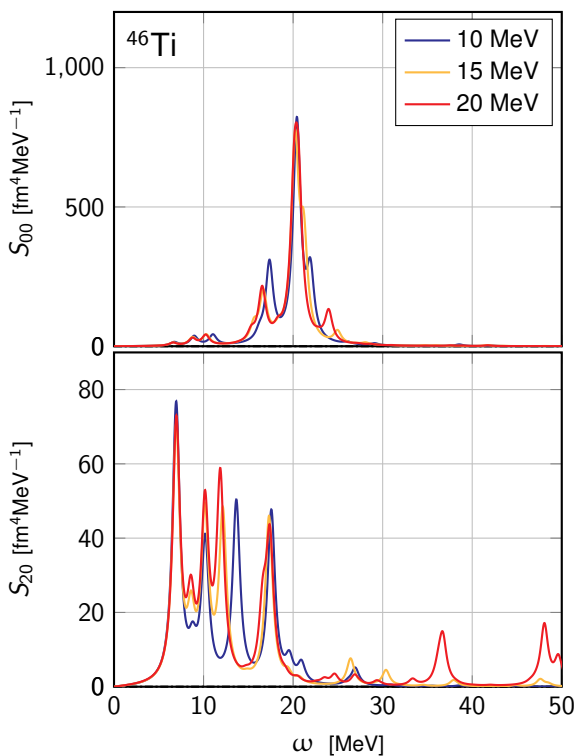


Fig. 24 Same as Fig. 21 for HFB points with a maximum excitation energy above the minimum equal to $E_{\max} = 10$, 15 and 20 MeV.

the main GMR peak and the peak associated with the coupling to the GQR at 16.5 MeV.

The situation is unusually satisfying for the quadrupole response. While for $E_{\max} = 10$ MeV the GQR is already converged, structures at lower energies are well described for $E_{\max} = 15$ MeV. One however notes that peaks beyond 35 MeV emerge for $E_{\max} = 20$ MeV and are probably not converged yet.

The mean energies and dispersion of the monopole strength function are shown in Fig. 25 as a function

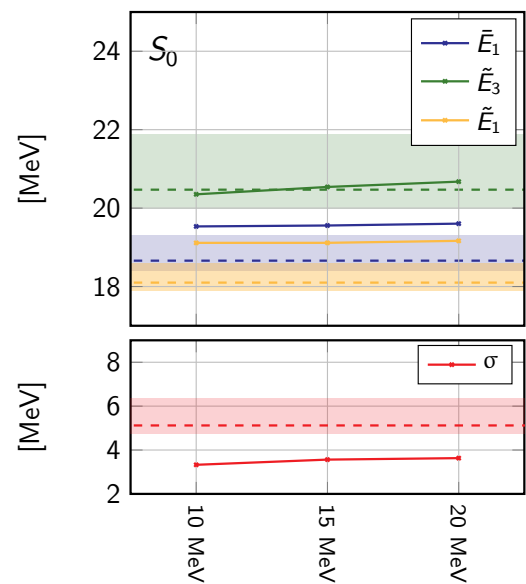


Fig. 25 Same as Fig. 22 for HFB points with a maximum excitation energy above the minimum equal to $E_{\max} = 10$, 15 and 20 MeV.

of E_{\max} . They are very stable and carry uncertainties below 0.5%.

5 Summary and conclusions

A systematic analysis of ab initio calculations of the isoscalar monopole strength function via the PGCM has been presented for the nucleus ^{46}Ti . This system is considered to be representative of light- and medium-mass (doubly open-shell) nuclei, for which similar conclusions are thus expected to apply. The results of our investigations are summarised in Fig. 26 giving a compact view of the outcome of the present study. For the three uncertainties that could be thoroughly assessed, a good stability of the PGCM calculations of the monopole response could be demonstrated. More specifically, uncertainties on the centroid energy were shown to remain

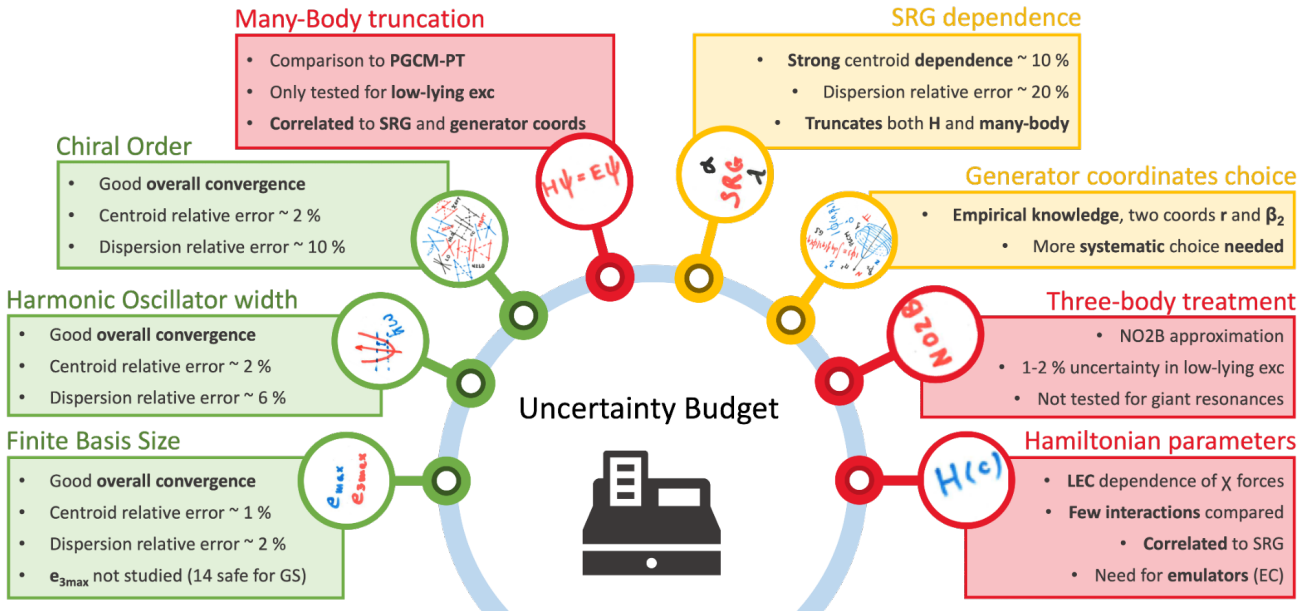


Fig. 26 Summary of the uncertainty budget. In green are indicated the uncertainties that were thoroughly investigated. In yellow are those that could only be touched upon. Eventually, boxes in red correspond to those that could at best be estimated from previous but somewhat different works or not estimated at all.

below 2% whereas the dispersion is uncertain on the 10% level.

Clearly, much remains to be done to achieve a full control on the uncertainties of *ab initio* PGCM calculations of GRs. Still, the intermediate conclusion that can be presently reached is that such calculations are pertinent and can be quantitative, at least regarding peaks carrying a large fraction of the strength. The following Paper II builds on such a conclusion to present a series of results of physical and experimental interest. Eventually, the mean-field-like scaling with system's size of the PGCM computational cost makes the method an excellent candidate to extend *ab initio* studies of collective excitations to yet heavier closed- and open-shell nuclei in the future.

Acknowledgements

Calculations were performed by using HPC resources from GENCI-TGCC (Contract No. A0130513012). A.P. was supported by the CEA NUMERICS program, which has received funding from the European Union's Horizon 2020 research and innovation program under the Marie Skłodowska-Curie grant agreement No 800945, and by the Deutsche Forschungsgemeinschaft (DFG, German Research Foundation) – Projektnummer 279384907 – SFB 1245.

Data Availability Statement

This manuscript has no associated data or the data will not be deposited.

References

1. J. P. Blaizot, D. Gogny, B. Grammaticos, Nuclear Compressibility and Monopole Resonances, Nucl. Phys. A 265 (1976) 315–336. doi:10.1016/0375-9474(76)90357-2.
2. J. P. Blaizot, Nuclear Compressibilities, Phys. Rept. 64 (1980) 171–248. doi:10.1016/0370-1573(80)90001-0.
3. E. Khan, N. Paar, D. Vretenar, L.-G. Cao, H. Sagawa, G. Colò, Incompressibility of finite fermionic systems: stable and exotic atomic nuclei, Phys. Rev. C 87 (6) (2013) 064311. arXiv:1304.7163, doi:10.1103/PhysRevC.87.064311.
4. U. Garg, G. Colò, The compression-mode giant resonances and nuclear incompressibility, Prog. Part. Nucl. Phys. 101 (2018) 55–95. arXiv:1801.03672, doi:10.1016/j.ppnp.2018.03.001.
5. G. F. Bertsch, P. F. Bortignon, R. A. Broglia, Damping of nuclear excitations, Rev. Mod. Phys. 55 (1983) 287–314. doi:10.1103/RevModPhys.55.287.
6. P. Bortignon, A. Bracco, R. Broglia, Giant Resonances: Nuclear structure at finite temperature, CRC Press, 2019.
7. S. Péru, H. Goutte, J. F. Berger, Giant and Pygmy Resonances within Axial-deformed QRPA with the Gogny Force, Nucl. Phys. A 788 (2007) 44–49. doi:10.1016/j.nuclphysa.2007.01.047.
8. K. Yoshida, N. Van Giai, Deformed quasiparticle-random-phase approximation for neutron-rich nuclei using the Skyrme energy density functional, Phys. Rev. C 78 (2008) 064316. arXiv:0809.0169, doi:10.1103/PhysRevC.78.064316.

9. S. Peru, H. Goutte, Role of deformation on giant resonances within the QRPA approach and the Gogny force, *Phys. Rev. C* 77 (2008) 044313. [arXiv:0804.0130](#), [doi:10.1103/PhysRevC.77.044313](#).
10. C. Losa, A. Pastore, T. Dossing, E. Vigezzi, R. A. Broglia, Linear response of light deformed nuclei investigated by self-consistent quasiparticle random-phase-approximation, *Phys. Rev. C* 81 (2010) 064307. [arXiv:1002.4351](#), [doi:10.1103/PhysRevC.81.064307](#).
11. M. Martini, S. Goriely, S. Hilaire, S. Péru, Large scale QRPA calculations for dipole excitations based on a Gogny force, *AIP Conf. Proc.* 1491 (1) (2012) 160. [doi:10.1063/1.4764229](#).
12. S. Péru, I. Deloncle, S. Hilaire, S. Goriely, M. Martini, Study of dipole excitations in even-even $^{156-166}\text{Dy}$ with QRPA using the Gogny force, *Eur. Phys. J. A* 55 (12) (2019) 232. [doi:10.1140/epja/i2019-12896-9](#).
13. E. Khan, The Role of superfluidity in nuclear incompressibilities, *Phys. Rev. C* 80 (2009) 011307. [arXiv:0905.3335](#), [doi:10.1103/PhysRevC.80.011307](#).
14. E. Khan, The Giant Monopole Resonance in Pb isotopes, *Phys. Rev. C* 80 (2009) 057302. [arXiv:0907.3423](#), [doi:10.1103/PhysRevC.80.057302](#).
15. P. Schuck, D. S. Delion, J. Dukelsky, M. Jemai, E. Litvinova, G. Roepke, M. Tohyama, Equation of Motion Method for strongly correlated Fermi systems and Extended RPA approaches, *Phys. Rept.* 929 (2021) 1–84. [arXiv:2009.00591](#), [doi:10.1016/j.physrep.2021.06.001](#).
16. D. Gambacurta, M. Grasso, F. Catara, Collective nuclear excitations with Skyrme-Second RPA, *Phys. Rev. C* 81 (2010) 054312. [arXiv:1002.3563](#), [doi:10.1103/PhysRevC.81.054312](#).
17. D. Gambacurta, M. Grasso, Second RPA calculations with the Skyrme and Gogny interactions, *Eur. Phys. J. A* 52 (7) (2016) 198. [doi:10.1140/epja/i2016-16198-6](#).
18. E. Litvinova, P. Ring, V. Tselyaev, Particle-vibration coupling within covariant density functional theory, *Phys. Rev. C* 75 (2007) 064308. [arXiv:0705.1044](#), [doi:10.1103/PhysRevC.75.064308](#).
19. Z. Z. Li, Y. F. Niu, G. Colò, Toward a Unified Description of Isoscalar Giant Monopole Resonances in a Self-Consistent Quasiparticle-Vibration Coupling Approach, *Phys. Rev. Lett.* 131 (8) (2023) 082501. [arXiv:2211.01264](#), [doi:10.1103/PhysRevLett.131.082501](#).
20. G. Scamps, D. Lacroix, Systematics of isovector and isoscalar giant quadrupole resonances in normal and superfluid spherical nuclei, *Phys. Rev. C* 88 (4) (2013) 044310. [arXiv:1307.1909](#), [doi:10.1103/PhysRevC.88.044310](#).
21. G. Scamps, D. Lacroix, Systematic study of isovector and isoscalar giant quadrupole resonances in normal and superfluid deformed nuclei, *Phys. Rev. C* 89 (3) (2014) 034314. [arXiv:1401.5211](#), [doi:10.1103/PhysRevC.89.034314](#).
22. P. Marević, D. Regnier, D. Lacroix, Quantum fluctuations induce collective multiphonons in finite Fermi liquids, *Phys. Rev. C* 108 (1) (2023) 014620. [arXiv:2304.07380](#), [doi:10.1103/PhysRevC.108.014620](#).
23. H. Hergert, A Guided Tour of *ab initio* Nuclear Many-Body Theory, *Front. in Phys.* 8 (2020) 379. [arXiv:2008.05061](#), [doi:10.3389/fphy.2020.00379](#).
24. S. Quaglioni, I. Stetcu, S. Bacca, B. R. Barrett, C. W. Johnson, P. Navrátil, N. Barnea, W. Leidemann, G. Orlandini, Benchmark calculation of inclusive responses in the four-body nuclear system, *Nucl. Phys. A* 790 (2007) 372c–375c. [doi:10.1016/j.nuclphysa.2007.03.068](#).
25. S. Quaglioni, P. Navrátil, The He-4 total photo-absorption cross section with two- plus three-nucleon interactions from chiral effective field theory, *Phys. Lett. B* 652 (2007) 370–375. [arXiv:0704.1336](#), [doi:10.1016/j.physletb.2007.06.082](#).
26. S. Bacca, S. Pastore, Electromagnetic reactions on light nuclei, *J. Phys. G* 41 (12) (2014) 123002. [arXiv:1407.3490](#), [doi:10.1088/0954-3899/41/12/123002](#).
27. S. Bacca, N. Barnea, G. Hagen, G. Orlandini, T. Papenbrock, First Principles Description of the Giant Dipole Resonance in ^{16}O , *Phys. Rev. Lett.* 111 (12) (2013) 122502. [arXiv:1303.7446](#), [doi:10.1103/PhysRevLett.111.122502](#).
28. S. Bacca, N. Barnea, G. Hagen, M. Miorelli, G. Orlandini, T. Papenbrock, Giant and pigmy dipole resonances in ^4He , $^{16,22}\text{O}$, and ^{40}Ca from chiral nucleon-nucleon interactions, *Phys. Rev. C* 90 (6) (2014) 064619. [arXiv:1410.2258](#), [doi:10.1103/PhysRevC.90.064619](#).
29. S. Bacca, M. Miorelli, G. Hagen, Electromagnetic reactions from coupled-cluster theory, *J. Phys. Conf. Ser.* 966 (1) (2018) 012019. [arXiv:1710.09741](#), [doi:10.1088/1742-6596/966/1/012019](#).
30. R. B. Baker, K. D. Launey, S. Bacca, N. Nevo Dinur, T. Dytrych, Benchmark calculations of electromagnetic sum rules with a symmetry-adapted basis and hyperspherical harmonics, *Phys. Rev. C* 102 (1) (2020) 014320. [arXiv:2003.05865](#), [doi:10.1103/PhysRevC.102.014320](#).
31. M. Burrows, R. B. Baker, S. Bacca, K. D. Launey, T. Dytrych, D. Langr, Response functions and giant monopole resonances for light to medium-mass nuclei from the *ab initio* symmetry-adapted no-core shell model (12 2023). [arXiv:2312.09782](#).
32. P. Ring, P. Schuck, The nuclear many-body problem, Springer-Verlag, 1980.
33. M. Bender, P.-H. Heenen, P.-G. Reinhard, Self-consistent mean-field models for nuclear structure, *Rev. Mod. Phys.* 75 (2003) 121–180. [doi:10.1103/RevModPhys.75.121](#).
34. T. Nikšić, D. Vretenar, P. Ring, Relativistic Nuclear Energy Density Functionals: Mean-Field and Beyond, *Prog. Part. Nucl. Phys.* 66 (2011) 519–548. [arXiv:1102.4193](#), [doi:10.1016/j.ppnp.2011.01.055](#).
35. L. Robledo, T. Rodríguez, R. Rodríguez-Guzmán, Mean field and beyond description of nuclear structure with the Gogny force: A review, *J. Phys. G* 46 (1) (2019) 013001. [arXiv:1807.02518](#), [doi:10.1088/1361-6471/aadebd](#).
36. Z.-C. Gao, M. Horoi, Y. Chen, Variation after projection with a triaxially deformed nuclear mean field, *Phys. Rev. C* 92 (6) (2015) 064310. [arXiv:1509.03058](#), [doi:10.1103/PhysRevC.92.064310](#).
37. C. Jiao, J. Engel, J. Holt, Neutrinoless double-beta decay matrix elements in large shell-model spaces with the generator-coordinate method, *Phys. Rev. C* 96 (5) (2017) 054310. [arXiv:1707.03940](#), [doi:10.1103/PhysRevC.96.054310](#).
38. B. Bally, A. Sánchez-Fernández, T. Rodríguez, Variational approximations to exact solutions in shell-model valence spaces: calcium isotopes in the pf-shell, *Phys. Rev. C* 100 (4) (2019) 044308. [arXiv:1907.05493](#), [doi:10.1103/PhysRevC.100.044308](#).
39. N. Shimizu, T. Mizusaki, K. Kaneko, Y. Tsunoda, Generator-coordinate methods with symmetry-restored Hartree-Fock-Bogoliubov wave functions for large-scale shell-model calculations, *Phys. Rev. C* 103 (6) (2021) 064302. [doi:10.1103/PhysRevC.103.064302](#).
40. A. Sánchez-Fernández, B. Bally, T. R. Rodríguez, Variational approximations to exact solutions in shell-model valence spaces: Systematic calculations in the sd shell, *Phys. Rev. C* 104 (5) (2021) 054306. [arXiv:2106.08841](#), [doi:10.1103/PhysRevC.104.054306](#).

41. E. Caurier, B. Bourotte-Bilwes, Y. Abgrall, Microscopic treatment of the coupled monopole and quadrupole vibrations in light nuclei, *Phys. Lett. B* 44 (1973) 411–415. doi:10.1016/0370-2693(73)90321-3.
42. Y. Abgrall, E. Caurier, On the monopole and quadrupole isoscalar giant resonances in ^4He , ^{16}O , ^{20}Ne and ^{40}Ca , *Phys. Lett. B* 56 (1975) 229–231. doi:10.1016/0370-2693(75)90381-0.
43. B. Giraud, B. Grammaticos, Collective potentials and inertia parameters (II), *Nucl. Phys. A* 255 (1975) 141–156. doi:10.1016/0375-9474(75)90154-2.
44. H. Flocard, D. Vautherin, Generator coordinate calculations of monopole and quadrupole vibrations with Skyrme’s interaction, *Phys. Lett. B* 55 (1975) 259–262. doi:10.1016/0370-2693(75)90594-8.
45. S. Krewald, R. Rosenfelder, J. E. Galonska, A. Faessler, Selfconsistent generator coordinate method for giant monopole resonances, *Nucl. Phys. A* 269 (1976) 112–124. doi:10.1016/0375-9474(76)90400-0.
46. H. Flocard, D. Vautherin, Generator coordinate calculations of giant resonances with the Skyrme interaction, *Nucl. Phys. A* 264 (1976) 197–220. doi:10.1016/0375-9474(76)90428-0.
47. F. Arickx, J. Broeckhove, The generator coordinate method and collective Hamiltonians for the isoscalar monopole vibrations, *Journal of Physics G: Nuclear Physics* 9 (3) (1983) 285. doi:10.1088/0305-4616/9/3/008.
48. M. V. Stoitsov, P. Ring, M. M. Sharma, Generator coordinate calculations for breathing-mode giant monopole resonance in the relativistic mean-field theory, *Phys. Rev. C* 50 (1994) 1445–1455. arXiv:nuc1-th/9405011, doi:10.1103/PhysRevC.50.1445.
49. J. P. Blaizot, J. F. Berger, J. Decharge, M. Girod, Microscopic and macroscopic determinations of nuclear compressibility, *Nucl. Phys. A* 591 (1995) 435–457. doi:10.1016/0375-9474(95)00294-B.
50. M. Frosini, T. Duguet, J.-P. Ebran, V. Somà, Multi-reference many-body perturbation theory for nuclei: I. Novel PGCM-PT formalism, *Eur. Phys. J. A* 58 (4) (2022) 62. arXiv:2110.15737, doi:10.1140/epja/s10050-022-00692-z.
51. M. Frosini, T. Duguet, J.-P. Ebran, B. Bally, H. Hergert, T. R. Rodríguez, R. Roth, J. Yao, V. Somà, Multi-reference many-body perturbation theory for nuclei: III. Ab initio calculations at second order in PGCM-PT, *Eur. Phys. J. A* 58 (4) (2022) 64. arXiv:2111.01461, doi:10.1140/epja/s10050-022-00694-x.
52. J. Yao, B. Bally, J. Engel, R. Wirth, T. Rodríguez, H. Hergert, *Ab Initio* Treatment of Collective Correlations and the Neutrinoless Double Beta Decay of ^{48}Ca , *Phys. Rev. Lett.* 124 (23) (2020) 232501. arXiv:1908.05424, doi:10.1103/PhysRevLett.124.232501.
53. J. Yao, J. Engel, L. Wang, C. Jiao, H. Hergert, Generator-coordinate reference states for spectra and $0\nu\beta\beta$ decay in the in-medium similarity renormalization group, *Phys. Rev. C* 98 (5) (2018) 054311. arXiv:1807.11053, doi:10.1103/PhysRevC.98.054311.
54. T. Duguet, J. P. Ebran, M. Frosini, H. Hergert, V. Somà, Rooting the EDF method into the ab initio framework: PGCM-PT formalism based on MR-IMSRG pre-processed Hamiltonians, *Eur. Phys. J. A* 59 (1) (2023) 13. arXiv:2209.03424, doi:10.1140/epja/s10050-023-00914-y.
55. M. Frosini, T. Duguet, J.-P. Ebran, B. Bally, T. Mongelli, T. R. Rodríguez, R. Roth, V. Somà, Multi-reference many-body perturbation theory for nuclei: II. Ab initio study of Ne isotopes via PGCM and IM-NCSM calculations, *Eur. Phys. J. A* 58 (4) (2022) 63. arXiv:2111.00797, doi:10.1140/epja/s10050-022-00693-y.
56. A. Porro, T. Duguet, J.-P. Ebran, M. Frosini, R. Roth, V. Somà, Ab initio description of monopole resonances in light- and medium-mass nuclei: II. Application to systems of experimental interest, In preparation (2024).
57. A. Porro, T. Duguet, J.-P. Ebran, M. Frosini, R. Roth, V. Somà, Ab initio description of monopole resonances in light- and medium-mass nuclei: III. Novel approach to moments evaluation, In preparation (2024).
58. A. Porro, T. Duguet, J.-P. Ebran, M. Frosini, R. Roth, V. Somà, Ab initio description of monopole resonances in light- and medium-mass nuclei: IV. Angular momentum projection effects and rotation-vibration coupling, In preparation (2024).
59. D. L. Hill, J. A. Wheeler, Nuclear constitution and the interpretation of fission phenomena, *Phys. Rev.* 89 (1953) 1102–1145. doi:10.1103/PhysRev.89.1102.
60. J. J. Griffin, J. A. Wheeler, Collective Motions in Nuclei by the Method of Generator Coordinates, *Phys. Rev.* 108 (1957) 311–327. doi:10.1103/PhysRev.108.311.
61. D. Thouless, Perturbation theory in statistical mechanics and the theory of superconductivity, *Annals of Physics* 10 (4) (1960) 553–588. doi:10.1016/0003-4916(60)90122-6.
62. T. Duguet, A. Signoracci, Symmetry broken and restored coupled-cluster theory. II. Global gauge symmetry and particle number, *J. Phys. G* 44 (1) (2017) 015103, [Erratum: *J.Phys.G* 44, 049601 (2017)]. arXiv:1512.02878, doi:10.1088/0954-3899/44/1/015103.
63. B. Bally, T. Duguet, Norm overlap between many-body states: Uncorrelated overlap between arbitrary Bogoliubov product states, *Phys. Rev. C* 97 (2) (2018) 024304. arXiv:1704.05324, doi:10.1103/PhysRevC.97.024304.
64. R. Balian, E. Brezin, Nonunitary bogoliubov transformations and extension of wick’s theorem, *Nuovo Cim. B* 64 (1969) 37–55. doi:10.1007/BF02710281.
65. K. Neergård, Fock space representations of Bogolyubov transformations as spin representations, *Phys. Rev. C* 107 (2) (2023) 024315. arXiv:2212.08598, doi:10.1103/PhysRevC.107.024315.
66. K. Neergård, ”Onishi” formulas, 2023. arXiv:2308.00485.
67. N. Onishi, S. Yoshida, Generator coordinate method applied to nuclei in the transition region, *Nuclear Physics* 80 (2) (1966) 367–376. doi:10.1016/0029-5582(66)90096-4.
68. L. M. Robledo, The sign of the overlap of HFB wave functions, *Phys. Rev. C* 79 (2009) 021302. arXiv:0901.3213, doi:10.1103/PhysRevC.79.021302.
69. T. Mizusaki, M. Oi, A new formulation to calculate general HFB matrix elements through Pfaffian, *Phys. Lett. B* 715 (2012) 219–224. arXiv:1204.6531, doi:10.1016/j.physletb.2012.07.023.
70. T. Mizusaki, M. Oi, F.-Q. Chen, Y. Sun, Grassmann integral and Balian-Brézin decomposition in Hartree-Fock-Bogoliubov matrix elements, *Phys. Lett. B* 725 (2013) 175–179. arXiv:1305.1682, doi:10.1016/j.physletb.2013.07.005.
71. A. Porro, T. Duguet, On the off-diagonal Wick’s theorem and Onishi formula: Alternative and consistent approach to off-diagonal operator and norm kernels, *Eur. Phys. J. A* 58 (10) (2022) 197. arXiv:2206.03781, doi:10.1140/epja/s10050-022-00843-2.
72. T. Hüther, K. Vobig, K. Hebeler, R. Machleidt, R. Roth, Family of Chiral Two- plus Three-Nucleon Interactions for Accurate Nuclear Structure Studies, *Phys. Lett. B*

- 808 (2020) 135651. [arXiv:1911.04955](#), [doi:10.1016/j.physletb.2020.135651](#).
73. D. R. Entem, R. Machleidt, Accurate charge dependent nucleon nucleon potential at fourth order of chiral perturbation theory, *Phys. Rev. C* 68 (2003) 041001. [arXiv:nucl-th/0304018](#), [doi:10.1103/PhysRevC.68.041001](#).
 74. R. Machleidt, D. R. Entem, Chiral effective field theory and nuclear forces, *Phys. Rept.* 503 (2011) 1–75. [arXiv:1105.2919](#), [doi:10.1016/j.physrep.2011.02.001](#).
 75. A. Ekström, G. R. Jansen, K. A. Wendt, G. Hagen, T. Papenbrock, B. D. Carlsson, C. Forssén, M. Hjorth-Jensen, P. Navrátil, W. Nazarewicz, Accurate nuclear radii and binding energies from a chiral interaction, *Phys. Rev. C* 91 (5) (2015) 051301. [arXiv:1502.04682](#), [doi:10.1103/PhysRevC.91.051301](#).
 76. A. Nogga, S. K. Bogner, A. Schwenk, Low-momentum interaction in few-nucleon systems, *Phys. Rev. C* 70 (2004) 061002. [arXiv:nucl-th/0405016](#), [doi:10.1103/PhysRevC.70.061002](#).
 77. K. Hebeler, S. K. Bogner, R. J. Furnstahl, A. Nogga, A. Schwenk, Improved nuclear matter calculations from chiral low-momentum interactions, *Phys. Rev. C* 83 (2011) 031301. [arXiv:1012.3381](#), [doi:10.1103/PhysRevC.83.031301](#).
 78. S. R. Stroberg, J. D. Holt, A. Schwenk, J. Simonis, *AbInitio* Limits of Atomic Nuclei, *Phys. Rev. Lett.* 126 (2) (2021) 022501. [arXiv:1905.10475](#), [doi:10.1103/PhysRevLett.126.022501](#).
 79. E. D. Jurgenson, P. Navrátil, R. J. Furnstahl, Evolving Nuclear Many-Body Forces with the Similarity Renormalization Group, *Phys. Rev. C* 83 (2011) 034301. [arXiv:1011.4085](#), [doi:10.1103/PhysRevC.83.034301](#).
 80. A. Tichai, J. Langhammer, S. Binder, R. Roth, Hartree–Fock many-body perturbation theory for nuclear ground-states, *Phys. Lett. B* 756 (2016) 283–288. [arXiv:1601.03703](#), [doi:10.1016/j.physletb.2016.03.029](#).
 81. M. Frosini, T. Duguet, B. Bally, Y. Beaujeault-Taudière, J. P. Ebran, V. Somà, In-medium k -body reduction of n -body operators: A flexible symmetry-conserving approach based on the sole one-body density matrix, *Eur. Phys. J. A* 57 (4) (2021) 151. [arXiv:2102.10120](#), [doi:10.1140/epja/s10050-021-00458-z](#).
 82. K. Hebeler, V. Durant, J. Hoppe, M. Heinz, A. Schwenk, J. Simonis, A. Tichai, Normal ordering of three-nucleon interactions for ab initio calculations of heavy nuclei, *Phys. Rev. C* 107 (2) (2023) 024310. [arXiv:2211.16262](#), [doi:10.1103/PhysRevC.107.024310](#).
 83. D. Gambacurta, G. Colò, A. Pastore, Nuclear incompressibility from spherical and deformed nuclei, *J. Phys. Conf. Ser.* 1643 (1) (2020) 012129. [arXiv:1910.04990](#), [doi:10.1088/1742-6596/1643/1/012129](#).
 84. A. Ekström, G. Hagen, Global sensitivity analysis of bulk properties of an atomic nucleus, *Phys. Rev. Lett.* 123 (25) (2019) 252501. [arXiv:1910.02922](#), [doi:10.1103/PhysRevLett.123.252501](#).
 85. T. Duguet, A. Ekström, R. J. Furnstahl, S. König, D. Lee, Eigenvector Continuation and Projection-Based Emulators (10 2023). [arXiv:2310.19419](#).
 86. A. Roux, T. Duguet, J.-P. Ebran, M. Frosini, V. Somà, unpublished.
 87. S. Bofos, T. Duguet, J.-P. Ebran, M. Frosini, V. Somà, unpublished.
 88. T. Miyagi, S. R. Stroberg, P. Navrátil, K. Hebeler, J. D. Holt, Converged ab initio calculations of heavy nuclei, *Phys. Rev. C* 105 (2022) 014302. [doi:10.1103/PhysRevC.105.014302](#).
 89. A. Tichai, P. Demol, T. Duguet, Towards heavy-mass ab initio nuclear structure: Open-shell Ca, Ni and Sn isotopes from Bogoliubov coupled-cluster theory (7 2023). [arXiv:2307.15619](#).
 90. Y. Tokimoto, Y. W. Lui, H. L. Clark, B. John, X. Chen, D. H. Youngblood, Giant resonances in Ti 46,48, *Phys. Rev. C* 74 (2006) 044308. [doi:10.1103/PhysRevC.74.044308](#).
 91. R. Trippel, Collective excitations with chiral NN+3N interactions from coupled-cluster and in-medium SRG, PhD thesis, Technische Universität Darmstadt (2016).
 92. V. Lapoux, V. Somà, C. Barbieri, H. Hergert, J. D. Holt, S. R. Stroberg, Radii and Binding Energies in Oxygen Isotopes: A Challenge for Nuclear Forces, *Phys. Rev. Lett.* 117 (5) (2016) 052501. [arXiv:1605.07885](#), [doi:10.1103/PhysRevLett.117.052501](#).
 93. J. Martínez-Larraz, T. R. Rodríguez, Optimization of the number of intrinsic states included in the discrete generator coordinate method, *Phys. Rev. C* 106 (5) (2022) 054301. [arXiv:2208.10870](#), [doi:10.1103/PhysRevC.106.054301](#).