

Trees and co-trees in planar 3-connected graphs

An easier proof via Schnyder woods

Christian Ortlieb
Institute of Computer Science
University of Rostock*

Jens M. Schmidt
Institute of Computer Science
University of Rostock*

June 5, 2024

Abstract

Let G be a 3-connected planar graph. Define the *co-tree* of a spanning tree T of G as the graph induced by the dual edges of $E(G) - E(T)$. The well-known cut-cycle duality implies that the co-tree is itself a tree. Let a k -tree be a spanning tree with maximum degree k .

In 1970, Grünbaum conjectured that every 3-connected planar graph contains a 3-tree whose co-tree is also a 3-tree. In 2014, Biedl [5] showed that every such graph contains a 5-tree whose co-tree is a 5-tree. In this paper, we present an easier proof of Biedl's result using Schnyder woods.

1 Introduction

A fundamental theorem shown 1966 by Barnette [4] states that every 3-connected planar graph contains a spanning 3-tree. The aforementioned conjecture of Grünbaum [11] asks to strengthen Barnette's theorem by bounding simultaneously the maximum degree of the co-tree to three. There has not been any progress on this specific question until Biedl [5] proved 2014 the existence of a 5-tree whose co-tree is also a 5-tree.

While Biedl's proof uses canonical orderings, we use Schnyder woods to reproof her result. Schnyder woods evolved into a powerful tool during the last decades for graph drawing and the structure of 3-connected planar graphs [1, 2, 8, 9, 14]. Although this tool has already become standard machinery, it still takes some effort to give the necessary definitions of Schnyder woods and their relatives such as ordered path partitions; we will give these in Section 2. However, using this machinery does not only allow for an easier and more standard notation, it also shortens and simplifies the proof itself a lot (in this paper, the proof starts in Section 3).

The roadmap of this proof is to define a candidate graph using Schnyder woods followed by alternative proofs of Lemmas 3, 4 and 5 of Biedl's paper [5] using structural results on Schnyder woods. Finally, we use our candidate graph and apply Theorem 3 of [5], which effectively bypasses the more sophisticated parts of Biedl's proof.

*This research is supported by the grant SCHM 3186/2-1 (401348462) from the Deutsche Forschungsgemeinschaft (DFG, German Research Foundation).

2 Preliminaries

We use standard graph notation. Let G be a graph that is simple, planar, 3-connected and comes with a fixed embedding into the plane (we say that G is *plane*). A *half-edge* is an arc that starts at a vertex but has no defined end vertex. A *suspension* G^σ of G is obtained by choosing three different vertices r_1, r_2 and r_3 that appear in clockwise order on the outer face of G and by adding a half-edge adjacent to each of those vertices that reaches into the outer face of G . The special vertices r_1, r_2 and r_3 are called *roots*.

Definition 1. Given a suspension G^σ , a *Schnyder wood* rooted at r_1, r_2 and r_3 is an orientation and coloring of the edges of G^σ (including half-edges) with colors **1**, **2** and **3** satisfying the following conditions (see Figures 1 and 2).

- (a) Every edge e is oriented in one direction (we say e is *unidirected*) or in two opposite directions (we say e is *bidirected*). Every direction of an edge is colored with one of the three colors **1**, **2**, **3** (we say an edge is *i -colored* if one of its directions has i) such that the two colors i and j of every bidirected edge are distinct (we call such an edge *i - j -colored*). Similarly, a unidirected edge whose direction has color i is called *i -colored*. Throughout the paper, we assume modular arithmetic on the colors **1**, **2**, **3** in such a way that $i + 1$ and $i - 1$ for a color i are defined as $(i \bmod 3) + 1$ and $(i + 1 \bmod 3) + 1$. For a vertex v , a uni- or bidirected edge is *incoming* (i -colored) *in* v if it has a direction (of color i) that is directed toward v , and *outgoing* (i -colored) *of* v if it has a direction (of color i) that is directed away from v .
- (b) For every color i , the half-edge at r_i is unidirected, outgoing and i -colored.
- (c) Every vertex v has exactly one outgoing edge of every color. The outgoing **1**-, **2**-, **3**-colored edges e_1, e_2, e_3 of v occur in clockwise order around v . For every color i , every incoming i -colored edge of v is contained in the clockwise sector around v from e_{i+1} to e_{i-1} (see Figure 1).
- (d) No inner face boundary contains a directed cycle (disregarding possible opposite edge directions) in one color.

Felsner [8] showed that every 3-connected plane graph has a Schnyder wood. Throughout the paper we use red, green and blue synonymously for colors **1**, **2** and **3**, respectively. Denote by T_i the directed graph induced by the directed edges that have color i . T_1, T_2 and T_3 are called the *trees* of the Schnyder wood.

Dual Schnyder Woods. Let G be a 3-connected plane graph. Any Schnyder wood of G^σ induces a Schnyder wood of a slightly modified planar dual of G^σ in the following way [6, 10] (see [13, p. 30] for an earlier variant of this result given without proof). As common for plane duality, we will use the plane dual operator $*$ to switch between primal and dual objects, also on sets of objects.

Extend the three half-edges of G^σ to non-crossing infinite rays and consider the planar dual of this plane graph. Since the infinite rays partition the outer face f of G into three parts, this dual contains a triangle with vertices b_1, b_2 and b_3 instead of the outer face

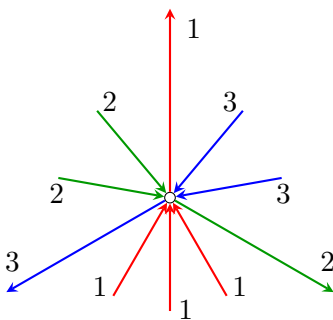


Figure 1: Example for Condition 1(c) at a vertex in a Schnyder wood. The incoming edges in color i are in the clockwise sector between the outgoing edge in color $i + 1$ and the outgoing edge in color $i - 1$.

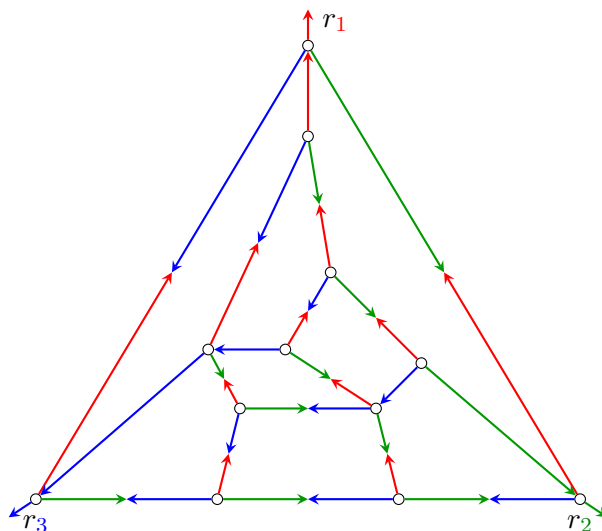


Figure 2: A Schnyder wood of the suspension of a 3-connected planar graph.

vertex f^* such that b_i^* is not incident to r_i for every i (see Figure 3). Let the *suspended dual* G^{σ^*} of G be the graph obtained from this dual by adding at each vertex of $\{b_1, b_2, b_3\}$ a half-edge pointing into the outer face.

Consider the superposition of G^σ and its suspended dual G^{σ^*} such that exactly the primal dual pairs of edges cross (here, for every $1 \leq i \leq 3$, the half-edge at r_i crosses the dual edge $b_{i-1}b_{i+1}$).

Definition 2. For any Schnyder wood S of G^σ , define the orientation and coloring S^* of the suspended dual G^{σ^*} as follows (see Figure 3):

- (a) For every unidirected $(i - 1)$ -colored edge or half-edge e of G^σ , color e^* with the two colors i and $i + 1$ such that e points to the right of the i -colored direction.
- (b) Vice versa, for every i - $(i + 1)$ -colored edge e of G^σ , $(i - 1)$ -color e^* unidirected such that e^* points to the right of the i -colored direction.

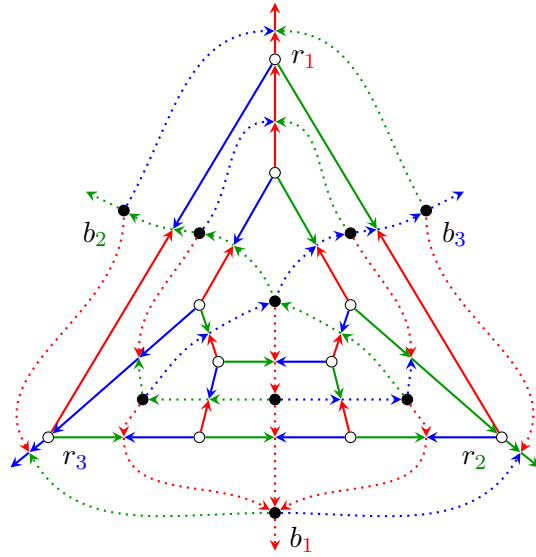


Figure 3: The completion of G obtained by superimposing G^σ and its suspended dual G^{σ^*} (the latter depicted with dotted edges).

(c) For every color i , make the half-edge at b_i unidirected, outgoing and i -colored.

The following lemma states that S^* is indeed a Schnyder wood of the suspended dual. By Definition 2(c), the vertices b_1 , b_2 and b_3 are the roots of S^* .

Lemma 3 ([12] [10, Prop. 3]). *For every Schnyder wood S of G^σ , S^* is a Schnyder wood of G^{σ^*} .*

Since $S^{**} = S$, Lemma 3 gives a bijection between the Schnyder woods of G^σ and the ones of G^{σ^*} . Let the *completion* \tilde{G} of G be the plane graph obtained from the superposition of G^σ and G^{σ^*} by subdividing each pair of crossing (half-)edges with a new vertex, which we call a *crossing vertex* (see Figure 3). The completion has six half-edges pointing into its outer face.

Any Schnyder wood S of G^σ implies the following natural orientation and coloring \tilde{G}_S of its completion \tilde{G} . Let $vw \in E(G^\sigma) \cup E(G^{\sigma^*})$, let z be the crossing vertex of G^σ that subdivides vw and consider the coloring of vw in either S or S^* . If vw is outgoing of v and i -colored, we direct $vz \in E(\tilde{G})$ toward z and i -color it (and do the same for all other vertices than v). In the remaining case that vw is unidirected, incoming in v and i -colored, we direct $zv \in E(\tilde{G})$ toward v and i -color it. The three half-edges of G^{σ^*} inherit the orientation and coloring of S^* for \tilde{G}_S . By Definition 2, the construction of \tilde{G}_S implies immediately the following corollary.

Corollary 4. *Every crossing vertex of \tilde{G}_S has one outgoing edge and three incoming edges and the latter are colored 1, 2 and 3 in counterclockwise direction.*

Ordered Path Partitions.

Definition 5. Let G be a 3-connected plane graph with vertices r_1, r_2 and r_3 on the boundary of the outer face in this clockwise order. For any $j \in \{1, 2, 3\}$, an *ordered path partition* $\mathcal{P} = (P_0, \dots, P_s)$ of G with base-pair (r_j, r_{j+1}) is an ordered partition of $V(G)$ into the vertex sets of induced paths (therefore often referred to as paths) such that the following holds for every $i \in \{0, \dots, s-1\}$, where $V_i := \bigcup_{q=0}^i V(P_q)$ and the *contour* C_i is the clockwise walk from r_{j+1} to r_j on the outer face of $G[V_i]$.

- (a) P_0 consists of the vertices of the clockwise path from r_j to r_{j+1} on the outer face boundary, and $P_s = \{r_{j+2}\}$.
- (b) Each vertex in P_i has a neighbor in $V(G) \setminus V_i$.
- (c) C_i is a path.
- (d) Each vertex in C_i has at most one neighbor in P_{i+1} .

The following lemma describes a connection between Schnyder woods and ordered path partitions. Its proof was first given by Badent et al. [3, Theorem 5], which turned out however to be incomplete, then corrected by Alam et al. [2, Lemma 1], which however outsourced the proof into the extended abstract [2, arXiv version, Section 2.2].

Lemma 6 (Alam et al. [2, arXiv version, Section 2.2]). *Let S be a Schnyder wood of the suspension of a 3-connected plane graph G . For every $i \in \{1, 2, 3\}$ there exists an ordered path partition $\mathcal{P}^{i,i+1}$ with base pair (r_i, r_{i+1}) such that*

- (a) *the paths of $\mathcal{P}^{i,i+1}$ are formed by the maximal $i-(i+1)$ -colored paths,*
- (b) *the order of $\mathcal{P}^{i,i+1}$ is a linear extension of the partial order defined by $T_i^{-1} \cup T_{i+1}^{-1} \cup T_{i+2}$.*

Call such an ordered path partition compatible.

3 Our alternative proof

We give an easier proof of Biedl's theorem using Schnyder woods and essentially use them to define the candidate graph $H(G)$ and show that $H(G)$ meets the statements of Lemma 3, 4 and 5 of Biedl's proof in [5]. This way, we can use some standard properties of Schnyder woods, which makes the proof easier to understand.

Observe that the difference of G^{σ^*} and G^* is marginal: while G^* contains the vertex that corresponds to the dual of the outer face of G , G^{σ^*} contains instead three vertices that correspond to the dual vertices of the three unbounded regions of G^σ . We freely switch from G^{σ^*} to G^* by identifying the three roots of the suspended dual.

Definition 7. Let G be a 3-connected plane graph, S be a Schnyder wood of G^σ and $\mathcal{P}^{2,3} = (P_0, \dots, P_s)$ be the compatible ordered path partition formed by the maximal 2-3-colored paths. For a path P_i define the *parent path* to be a path P_j with $j < i$ maximal such that there is an edge joining P_i and P_j . Define the *parent edge* of P_i to be an edge joining it to its parent path. If there is more than one edge joining P_i to its parent path just choose one. Observe that, by Lemma 6(b), the parent edge of a path P_i is incoming 1-colored, outgoing 2-colored or outgoing 3-colored at a vertex of P_i .

Definition 8. For a 3-connected plane graph G and a fixed Schnyder wood, define the subgraph $H(G)$ as follows. Let $V(H(G)) := V(G)$ and let an edge $e \in E(G)$ be an edge of $H(G)$ if

- (H1) e is 2-3-colored,
- (H2) e is the first incoming 3-colored edge at one of its endpoints in clockwise direction,
- (H3) e is the last incoming 2-colored edge at one of its endpoints in clockwise direction,
- (H4) or e is a parent edge and colored with color 1.

With a little abuse of notation, define $H^\circ(G^*)$ as the simple graph that is obtained from $H(G^{\sigma^*})$ by identifying the three root vertices of G^{σ^*} . Thus $H^\circ(G^*)$ is a subgraph of G^* .

Observe that $H(G)$ contains all bidirected edges of G . By (H1), $H(G)$ contains all 2-3-colored edges. By (H3), every 1-2-colored edge is in $E(H(G))$. By (H2), every edge with colors 1 and 3 is in $E(H(G))$. The same arguments show that $H^\circ(G^*)$ contains all bidirected edges of G^* that remain after the identification of the roots of G^{σ^*} .

Lemma 9. $H(G)$ and $H^\circ(G^*)$ have maximum degree at most 5.

Proof. First consider $H(G)$. Let v be a vertex of $H(G)$. The three outgoing edges of v are possibly in $H(G)$. Also there is at most one parent edge that is incoming 1-colored at v , and rules (H2) and (H3) are responsible for at most one edge each. So $\deg_{H(G)}(v) \leq 6$ for all vertices $v \in V(H)$. Assume, for the sake of contradiction, that there is a vertex v with $\deg_{H(G)}(v) = 6$. Consider the incoming edges vv_r and vv_l of v given by rule (H2) and (H3), respectively, and the outgoing 1-colored edge vv_m of v given by (H4). Since $\deg_{H(G)}(v) = 6$, those edges are pairwise distinct and unidirected (Figure 4).

Let $\mathcal{P}^{2,3} = (P_0, \dots, P_s)$ be the compatible ordered path partition formed by the maximal 2-3-colored paths. For every vertex $v \in V(G)$ with $v \in P_t$ define t to be the *index* of v . Observe that, by Lemma 6(b), for a 1-colored edge the index of its head is larger than the index of its tail (head and tail here with respect to color 1, the edge might also be bidirected.). Also, if an edge is unidirected 2- or 3-colored, the index of its head is smaller than the index of its tail. And if an edge is 2-3-colored, the indices of the endpoints are equal.

Let $v \in P_j$, $v_l \in P_q$, $v_m \in P_i$ and $v_r \in P_p$. Observe that vv_m is the parent edge of P_i . Since vv_l is the last incoming 2-colored edge, vv_m is outgoing 1-colored and vv_r is the first incoming 3-colored edge, they occur consecutively in this clockwise order around v starting with vv_l . Let f be the face that has v_rv and v_mv on its boundary (Figure 4). By [6, Lemma 12], there exists a path P from v_r to P_i along the boundary of f that consists of 1-3-colored edges and an edge which is either unidirected 1-colored, unidirected 2-colored or 1-2-colored. Those edges are such that color 3 and 2 are directed towards v_r and color 1 is directed towards P_i . So P is non-decreasing in index. Since vv_r is unidirected and ingoing 3-colored at v , $p > j$ by Lemma 6(b). Hence, the second to last vertex of P has a higher index than v and is adjacent to a vertex of P_i . Thus, vv_m is not the parent edge of P_i by Definition 7, which is a contradiction, so that v has degree at most 5.

Consider $H^\circ(G^*)$. By the above arguments, $H(G^{\sigma^*})$ has maximum degree at most 5, so that we only need to consider the dual vertex x of the outer face of G . As x results

from the identification of the three roots of G^{σ^*} , x does not have outgoing edges. Hence, x has maximum degree 3, which implies that $H^\circ(G^*)$ has maximum degree at most 5. \square

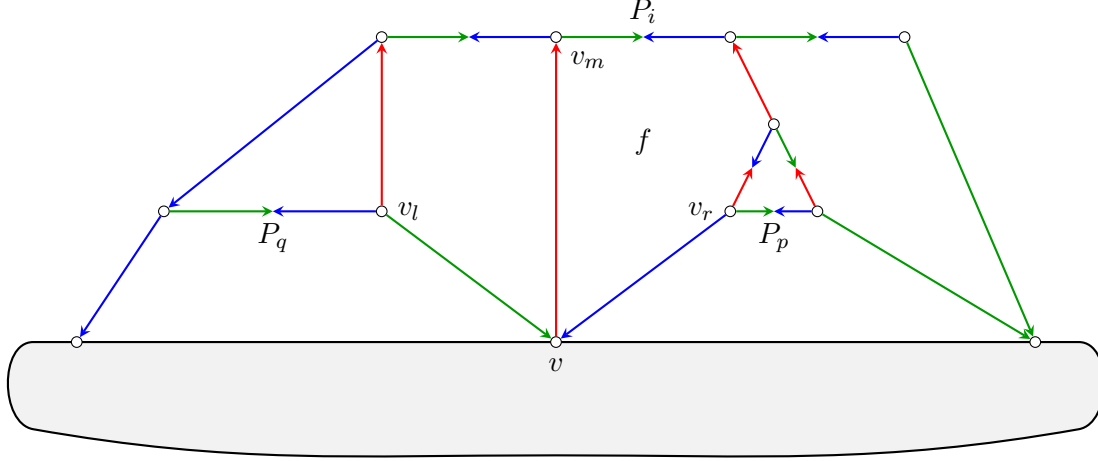


Figure 4: Illustration of the proof of Lemma 9.

Lemma 10. *Let $e_1 \in E(G) \setminus E(H(G))$. Then the dual edge e_1^* is in $E(H^\circ(G^*))$. Vice versa, for every edge $e_2 \in E(G^*) \setminus E(H^\circ(G^*))$, we have $e_2^* \in E(H(G))$.*

Proof. Since all bidirected edges of G are in $H(G)$, e_1 is unidirected. By Corollary 4, e_1^* is bidirected and hence $e_1^* \in E(H^\circ(G^*))$. The same argument also works for e_2 . \square

Lemma 11. *Let C be a cycle in $H(G)$. Then there exists an edge $e_1 \in C$ such that $e_1^* \in E(H^\circ(G^*))$. Vice versa, for every cycle C' in $H^\circ(G^*)$, there is an edge $e_2 \in C'$ such that $e_2^* \in E(H(G))$.*

Proof. Let x be the dual vertex of the outer face of G . If the cycle C' of $H^\circ(G^*)$ contains x , then, there is a unidirected edge e on C' , as x is incident to only unidirected edges. Since e^* is bidirected, $e^* \in E(H(G))$. Hence, we may assume that C' contains only dual vertices of internal faces. The same arguments apply to C and C' , so that we only need to consider C in the following.

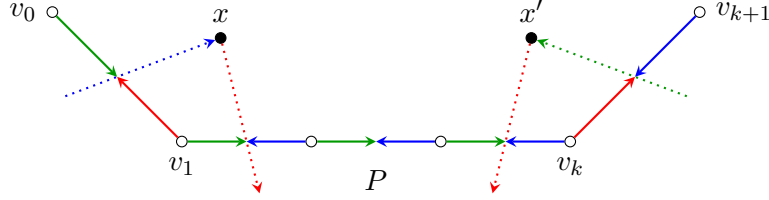
If there is an unidirected edge $e \in C$, then e^* is bidirected by Corollary 4 and hence $e^* \in E(H^\circ(G^*))$. So let C be a cycle that has only bidirected edges. Let $\mathcal{P}^{2,3} = (P_0, \dots, P_s)$ be the compatible ordered path partition formed by the maximal 2-3-colored paths.

Let P be the maximum path in C such that $P \subseteq P_i$ with $i = \min\{i \mid P_i \cap C \neq \emptyset\}$; we call P *index minimal*. Let $P = (v_1, \dots, v_k)$ such that P starts at v_1 with an edge outgoing in color 2 and incoming in color 3 and continues in counterclockwise direction (using only 2-3-colored edges) around C ending at v_k .

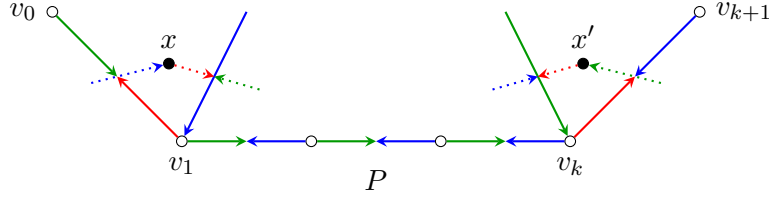
Assume, for the sake of contradiction, that P consists of only one vertex v . The outgoing 2-colored edge vw and 3-colored edge vu are both not 2-3-colored. Hence, by Lemma 6(b), the index of w and u is smaller than the index of v . By the index-minimality of P , u and w are not in C . Thus, the edges of C that are incident to v cannot both be

bidirected, which is a contradiction. Hence, P consists of at least two vertices. Let v_0 (v_{k+1}) be the clockwise (counterclockwise) neighbor of v_1 (v_k) on C .

Since P is index minimal, v_0v_1 is not outgoing **3**-colored at v_1 and v_kv_{k+1} is not outgoing **2**-colored at v_k .



(i) If there is no other incoming **3**-colored or **2**-colored edge at v_1 or v_k , respectively.



(ii) If there is an incoming **3**-colored or **2**-colored edge at v_1 or v_k , respectively.

Figure 5: The two possibilities discussed in Case 1 and 2.

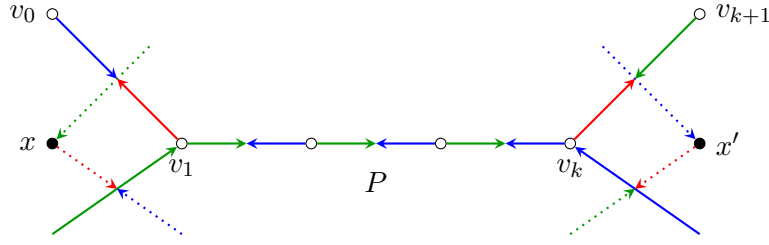
Case 1: v_0v_1 is **1-2**-colored. Then $(v_0v_1)^*$ is the first incoming **3**-colored edge at its head x in clockwise direction and hence in $E(H(G^*))$ (see Figure 5).

Case 2: v_kv_{k+1} is **1-3**-colored. Similarly to Case 1 we see that $(v_kv_{k+1})^*$ is the last incoming **2**-colored edge at its head x' in clockwise direction and hence in $E(H(G^*))$ (see Figure 5).

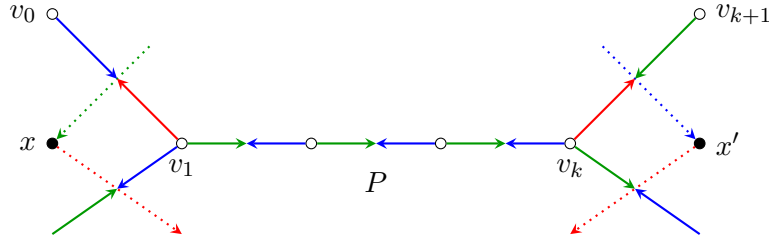
Case 3: If we are neither in Case 1 nor 2, then v_0v_1 is **1-3**-colored and v_kv_{k+1} **1-2**-colored. If the clockwise next edge e around v_k after v_kv_{k+1} is incoming **3**-colored, then $(v_kv_{k+1})^*$ satisfies (H2) at its head x' (see Figure 6). As v_kv_{k+1} is outgoing **1**-colored at v_k , e is either unidirected or **2-3**-colored. Similarly, observe that if the counterclockwise next edge around v_1 after v_0v_1 is incoming **2**-colored, then $(v_0v_1)^*$ satisfies (H3) at its head (see Figure 6).

In the remaining case, assume that v_1 does not have ingoing **2**-colored edges and v_k does not have ingoing **3**-colored edges. We prove that there is an edge of P , whose **1**-colored dual edge is a parent edge and thus in $E(H(G^*))$ by (H4).

Let v_1w_1 be the outgoing **3**-colored edge at v_1 and v_kw_k be the outgoing **2**-colored edge at v_k . Let f be the face incident to v_1 and counterclockwise of v_1v_2 and let $x := f^*$ be its dual vertex. Let y be the dual vertex such that $(v_0v_1)^*$ is incoming **2**-colored at y and let y' be the dual vertex such that $(v_kv_{k+1})^*$ is incoming **3**-colored at y' (see Figure 7).



(i) Here v_1 has an unidirected ingoing 2-colored edge and v_k has an unidirected ingoing 3-colored edge.



(ii) Here v_1 has an ingoing 2-colored edge that is 2-3-colored and v_k has an ingoing 3-colored edge that is 2-3-colored.

Figure 6: Two possibilities discussed in Case 3.

By Property 1(c), all edges in the clockwise sector from $v_i v_{i+1}$ to $v_i v_{i-1}$ around v_i need to be unidirected incoming 1-colored, for all $i \in \{1, \dots, k\}$. By Corollary 4, then the dual compatible ordered path partition given by the maximal 2-3-colored paths contains a path P' such that $(v_1 v_2)^*, \dots, (v_{k-1} v_k)^*$ are incoming 1-colored at vertices at P' . Also y and y' are the endpoints of the 2-colored and 3-colored outgoing edge of P' , respectively (see Figure 7).

Consider the path in G^* from y to x that is incident to the face v_1^* in clockwise direction. This path starts with an incoming 2-colored edge at y , and may contain further edges that are 1-2-colored such that color 1 points towards x , as the corresponding primal edges incident to v_1 are unidirected and of color 3 (see Figure 7). Hence, by Lemma 6(b), the index of the dual ordered path partition (with maximal 2-3-colored paths) along this path increases; in particular, the index of x is larger than the index of y . Thus, in the dual ordered path partition, the edge from y to P' is not a parent edge, as x has a larger index than y (which is still lower than the index of P'). A symmetric argument implies that the edge from y' to P' is not a parent edge.

Since, by Definition 1(c) and Lemma 6(b), all remaining incident edges of P' that are not dual edges of P lead to larger indices, only the dual edge of one of the edges of P satisfies the requirements of a parent edge. So the parent edge of P' is a dual of an edge of P and thus in $E(H(G^*))$.

This completes the proof, as we showed that there is an edge e in C such that $e^* \in E(H(G^*))$. \square

The main theorem follows by combining Lemmas 9, 10 and 11 as follows.

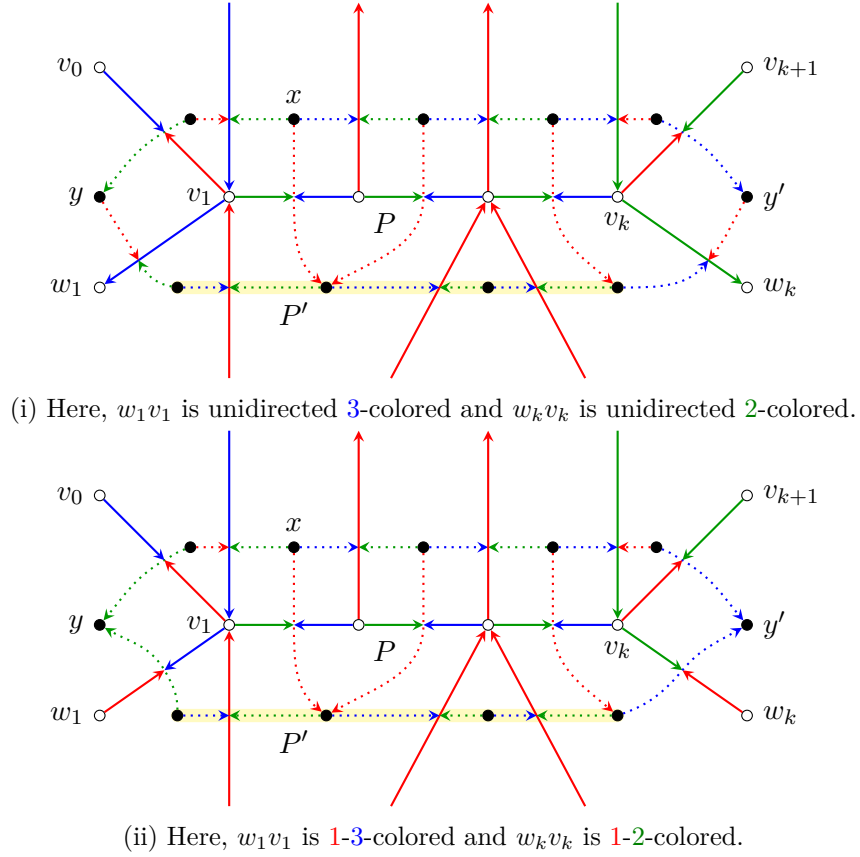


Figure 7: Case 3 such that v_1w_1 and v_kv_k are outgoing 3-colored and 2-colored, respectively. In general, more than one incoming 1-colored edge at v_1 and v_k may occur. P' is highlighted in yellow.

Theorem 12 (Biedl [5]). *Every 3-connected plane graph contains a spanning tree T such that T and its co-tree both have maximum degree 5.*

Proof. Our graph $H(G)$ has essentially the same properties (Lemmas 9, 10, 11) as the graph Biedl uses. So we can use straight away the proof of Biedl [5, Theorem 3] replacing her graph $H(G)$ with our graph $H(G)$. For the convenience of the reader, we reiterate her proof in our notation.

We first argue that $H(G)$ is connected. Assume, for the sake of contradiction, that $H(G)$ is disconnected. Then there exists an edge-cut Z with all cut-edges in $E(G) \setminus E(H(G))$. By Lemma 10, $Z^* \subseteq E(H^\circ(G^*))$. An edge-cut in a planar graph corresponds to the union of cycles in the dual graph [7, Prop. 4.6.1]. So Z^* contains a cycle C of edges of $H^\circ(G^*)$. By Lemma 11, the dual of one edge of C is in $H(G)$, which contradicts the definition of the cut. We conclude that $H(G)$ is connected.

Let H_0 be the set of edges of $H(G)$ whose dual edges are not contained in $H^\circ(G^*)$. By Lemma 11, H_0 is a forest. Now we assign weights to the edges in order to compute a minimum weight spanning tree. The edges of H_0 , $H(G) - H_0$ and the remaining edges

of $G - H(G)$ get weight 0, 1 and ∞ , respectively. Let T be a minimum weight spanning tree of this instance. Since H_0 is a forest, all its edges are in T . As $H(G)$ is connected, no edge of $G - H(G)$ is in T . Hence, $T \subseteq H(G)$ and T has maximum degree at most 5 by Lemma 9. The co-tree $\neg T^*$ consists of duals of edges of $G - H_0$. By definition of H_0 then these are all in $H^\circ(G^*)$. Thus, $\neg T^*$ has maximum degree 5 as well by Lemma 9. \square

4 Conclusion

We gave an alternative proof of the result of Biedl [5]. We are optimistic that the framework of Schnyder woods that we used for this proof turns out to be helpful in the quest towards a solution of Grünbaum’s conjecture.

References

- [1] N. Aerts and S. Felsner. Straight-line triangle representations via Schnyder labelings. *J. Graph Algorithms Appl.*, 19(1):467–505, 2015.
- [2] M. J. Alam, W. Evans, S. G. Kobourov, S. Pupyrev, J. Toeniskoetter, and T. Ueckerdt. Contact representations of graphs in 3D. In *Proceedings of the 14th International Symposium on Algorithms and Data Structures (WADS ’15)*, volume 9214 of *Lecture Notes in Computer Science*, pages 14–27, 2015. Technical Report accessible on arXiv: arxiv.org/abs/1501.00304.
- [3] M. Badent, U. Brandes, and S. Cornelsen. More canonical ordering. *J. Graph Algorithms Appl.*, 15(1):97–126, 2011.
- [4] D. Barnette. Trees in polyhedral graphs. *Canadian Journal of Mathematics*, 18:731–736, 1966.
- [5] T. Biedl. Trees and co-trees with bounded degrees in planar 3-connected graphs. In *Algorithm theory—SWAT 2014*, volume 8503 of *Lecture Notes in Comput. Sci.*, pages 62–73. Springer, Cham, 2014.
- [6] G. Di Battista, R. Tamassia, and L. Vismara. Output-sensitive reporting of disjoint paths. *Algorithmica*, 23(4):302–340, 1999.
- [7] R. Diestel. *Graph theory*. Graduate texts in mathematics 173. Springer, Berlin, 4th edition edition, 2012.
- [8] S. Felsner. Convex drawings of planar graphs and the order dimension of 3-polytopes. *Order*, 18(1):19–37, 2001.
- [9] S. Felsner. *Geometric graphs and arrangements*. Advanced Lectures in Mathematics. Friedr. Vieweg & Sohn, Wiesbaden, 2004. Some chapters from combinatorial geometry.
- [10] S. Felsner. Lattice structures from planar graphs. *Electron. J. Combin.*, 11(1):Research Paper 15, 24, 2004.

- [11] B. Grünbaum. Polytopes, graphs, and complexes. *Bulletin of the American Mathematical Society*, 76(6):1131–1201, 1970.
- [12] G. Kant. Drawing planar graphs using the lmc-ordering. In *Proceedings of the 33rd Annual Symposium on Foundations of Computer Science (FOCS'92)*, pages 101–110, 1992.
- [13] G. Kant. Drawing planar graphs using the canonical ordering. *Algorithmica*, 16(1):4–32, 1996.
- [14] W. Schnyder. Embedding planar graphs on the grid. In *Proceedings of the first annual ACM-SIAM symposium on Discrete algorithms*, pages 138–148. Society for Industrial and Applied Mathematics, 1990.