




Phenomenology of TMD parton distributions in Drell-Yan and Z^0 boson production in a hadron structure oriented approach

F. Aslan *



*Department of Physics, University of Connecticut, Storrs, CT 06269, U.S.A.
Jefferson Lab, 12000 Jefferson Avenue, Newport News, VA 23606, USA and
Center for Nuclear Fentography, SURA, 12000 Jefferson Avenue, Newport News, VA 23606, USA*

M. Boglione [†] and J. O. Gonzalez-Hernandez [‡]

*Dipartimento di Fisica, Università degli Studi di Torino, Via P. Giuria 1, I-10125, Torino, Italy and
INFN, Sezione di Torino, Via P. Giuria 1, Torino, I-10125, Italy*

T. Rainaldi [§]

Department of Physics, Old Dominion University, Norfolk, VA 23529, USA

T. C. Rogers [¶] and A. Simonelli ^{**}

*Department of Physics, Old Dominion University, Norfolk, VA 23529, USA and
Jefferson Lab, 12000 Jefferson Avenue, Newport News, VA 23606, USA*

(Dated: January 25, 2024)

We present a first practical implementation of a recently proposed hadron structure oriented (HSO) approach to TMD phenomenology applied to Drell-Yan like processes, including lepton pair production at moderate Q^2 and Z^0 boson production. We compare and contrast general features of our methodology with other common practices and emphasize the improvements derived from our approach that we view as essential for applications where extracting details of nonperturbative transverse hadron structure is a major goal. These include the HSO's preservation of a basic TMD parton-model-like framework even while accounting for full TMD factorization and evolution, explicit preservation of the integral relationship between TMD and collinear pdfs, and the ability to meaningfully compare different theoretical models of nonperturbative TMD parton distributions. In our examples, we show that there is significant sensitivity at moderate Q^2 to both the form of the nonperturbative transverse momentum dependence and the parametrization of collinear parton densities. However, we also find that evolving to $Q^2 = M_Z^2$, without fitting, results in a satisfactory postdiction of existing data for Z^0 production, nearly independently of the modeling of nonperturbative transverse momentum behavior. We argue that this demonstrates that moderate Q measurements should be given greater weight than high Q measurements in extractions of nonperturbative transverse momentum dependence. We also obtain new extractions of the nonperturbative Collins-Soper kernel within the HSO approach. We discuss its features and compare with some earlier extractions.

I. INTRODUCTION

The techniques of transverse momentum dependent (TMD) factorization and evolution have found applications both in very high energy phenomenology and in studies of nonperturbative hadron structure. However, phenomenological treatments that merge the two types of applications in a coherent way that preserves the desired features of both a hadron structure viewpoint and a high energy evolution viewpoint have remained elusive. To address this, recent work by three of us reformulated the details of the steps for applying TMD factorization in a way that is simultaneously optimized for phenomenological studies of hadron structure at moderate-to-low Q and for evolution to the very large scales relevant to high energy phenomenology [1, 2]. Reference [1] referred to this as a “bottom up” approach while in Ref. [2] it was called a “hadron structure oriented” (HSO) approach. The HSO strategy is to construct phenomenological parametrizations for the TMD correlation functions, the TMD parton density functions (pdfs) and

*Electronic address: fpaslan@jlab.org

[†]Electronic address: boglione@to.infn.it

[‡]Electronic address: joseosvaldo.gonzalezhernandez@unito.it

[§]Electronic address: train005@odu.edu

[¶]Electronic address: trogers@odu.edu

**Electronic address: andsim@jlab.org

the TMD fragmentation functions (ffs), while strictly adhering to the logic of the TMD factorization and evolution derivations at each stage in the process. The purpose of the present paper is to begin the processes of putting these steps into practice.

The basic expression of TMD factorization for a process like Drell-Yan scattering valid in the small transverse momentum limit is

$$\frac{d\sigma}{d^4q_T d\Omega} \sim \int d^2\mathbf{k}_{aT} d^2\mathbf{k}_{bT} f_{j/h_a}(x_a, \mathbf{k}_{aT}; \mu_Q, Q^2) f_{\bar{j}/h_b}(x_b, \mathbf{k}_{bT}; \mu_Q, Q^2) \delta^{(2)}(\mathbf{q}_T - \mathbf{k}_{aT} - \mathbf{k}_{bT}), \quad (1)$$

which exactly matches a TMD parton model description (e.g., Refs. [3, 4]), except with evolution scales Q and μ_Q as explicit auxiliary arguments of the TMD pdfs. The partons of flavor j and \bar{j} are carried inside hadrons h_a and h_b with collinear momentum fractions $x_a(x_b)$ and transverse momenta $\mathbf{k}_{aT}(\mathbf{k}_{bT})$. The coordinate space solution to the evolution equations for each of the TMD correlation functions is rather simple and takes the form

$$\tilde{f}_{j/h}(x, \mathbf{b}_T; \mu_Q, Q^2) = \tilde{f}_{j/h}(x, \mathbf{b}_T; \mu_{Q_0}, Q_0^2) E(b_T, Q/Q_0), \quad (2)$$

where Q_0 is an input scale and $E(b_T, Q/Q_0)$ is a collection of well-known exponential factors that implement evolution and whose only b_T -dependence resides in the Collins-Soper (CS) kernel. Therefore, once a parametrization of a TMD pdf has been established at an input scale Q_0 and for all b_T , evolving it to a higher Q and using Eq. (1) becomes in principle very simple. By comparison, the role of nonperturbative input parametrizations is somewhat obscured in the more complicated ways that evolved Drell-Yan cross sections are typically expressed. Maintaining the factorization formula in the straightforward form in Eqs. (1)–(2) allows one to deal directly with issues related to the input parametrization that are often overlooked.

The HSO approach simultaneously addresses a number of long-standing issues including:

- 1) The need to preserve the integral normalizations that connect TMD and collinear correlation functions

$$f_{i/h}(x) \approx \int d^2\mathbf{k}_T f_{i/h}(x, \mathbf{k}_T), \quad (3)$$

which map to an approximate probability interpretation, even at moderate Q . More traditional TMD parametrizations either lack this constraint, or they express it in a naive parton model form that does not include evolution.

- 2) The need to match to a fixed order perturbative tail when transverse momentum is comparable to the hard scale. The parametrizations of TMD pdfs and ffs should match the large transverse momentum asymptotic behavior that is dictated by their operator definitions.
- 3) The need to deal with a backwards evolution problem in TMD factorization. Specifically, data from high scale processes tend to have weak sensitivity to the nonperturbative parts in TMD parametrizations in comparison to what one finds at lower Q . As such, extractions of nonperturbative transverse momentum dependence obtained from very large Q measurements have errors that are amplified, and eventually blow up, as one evolves downward in Q . (We do emphasize, however, that understanding the nonperturbative contributions is relevant to reaching desired levels of precision at quite large scales. See, for example, [5, 6].)
- 4) The need for direct control, in the parametrizations themselves, over the transition between perturbative and nonperturbative descriptions of transverse momentum dependence as one moves from small to large transverse momentum. This is important for efforts to map out the regions in transverse momentum where different physical mechanisms dominate. The transition is smooth in the HSO approach, and it eliminates the arbitrary “ b_{\max} ” (and “ b_{\min} ”) that appears in many standard high energy applications. Specifically, the scale at which a $b_T Q_0 \rightarrow 0$ renormalization group improvement approach is imposed has been separated from the physical description of the transition between perturbative and truly nonperturbative regions. See Appendix B and Sec. IV C below for a discussion of how these descriptions are connected.
- 5) The need for a recipe that maps any given model (say, from lattice QCD or other nonperturbative techniques) of TMD functions to the nonperturbative input of TMD factorization and evolution, and allows the predictive power of different models to be compared.

Items 1) and 2) are essentially matters of internal consistency in the treatment of QCD factorization, so they are quite essential. Items 3) and 4) are important for applications to the study of hadron structure. Item 1) also plays an important role in the existing framework for interpreting TMD and collinear pdfs in terms of a parton model picture of hadronic structure. This can be seen, for example, in the “prism” diagrams that are frequently found in

hadron structure literature [7, figure 1], where different types of correlation functions are linked by various limits and integrals. These integral connections between collinear and TMD functions have frequently been used in the past, and continue to be used, in parton model level phenomenological implementations, such as in Ref. [8, equations (1) and (2)]. Thus, part of our goal in imposing conditions like 1) is also to bridge these parton model motivated treatments with full TMD factorization treatments that include evolution.

The need to preserve predictive power has also been addressed, following somewhat different strategies, in Ref. [9, 10]. For our present approach, assembling all the pieces of a parametrization requires a nontrivial number of steps. For these details, we refer the reader to both Ref. [1] and Ref. [2]. For making the main points clearer, these earlier articles used a rather extensive notation (see, for example, the notation glossary in appendix A of [1]). For instance, it was necessary there to carefully distinguish between concept of a correlation as an abstract theoretical object and the approximate parametrization that is modeled or extracted from a fit. To streamline the discussions in this paper, we revert back to simpler language and notation. It will be assumed that the reader is familiar enough with the steps in Refs. [1, 2] to resolve any ambiguities in notation, see also Ref. [11] for a review of the HSO approach.

It is important to reemphasize that the approach we are describing here does not relate to the underlying formalism, which is just the usual TMD factorization, but rather is merely a strategy for constructing phenomenological TMD parametrizations in a way that optimizes the handling and interpretation of explicitly nonperturbative parts of transverse momentum dependence. In particular, it is designed to allow one to confront questions about how to separately identify behavior that is irreducibly nonperturbative from contributions that can in principle be described through the use of collinear pdfs and perturbation theory. The aim is to place on a more rigorous footing the type of discussions about competing perturbative versus nonperturbative mechanisms in direct observations of data, such as that appearing in the discussion of figure 17 of Ref. [12], where two apparently different mechanisms are invoked to describe small and large transverse momentum shapes. Or, very schematically, in the construction of a parametrization of an individual TMD pdf near the input scale, where one expects a separation into contributions like what is shown in Fig. 1. The purple shaded area indicates sensitivity to parameters for the nonperturbative transverse momentum dependence, while the yellow shaded area represents behavior that is describable as perturbative radiation. A more precise statement of Eq. (3) is

$$f_{i/h}(x; \mu) = \pi \int_0^{\mu^2} dk_T^2 f_{i/h}(x, \mathbf{k}_T; \mu, \mu^2) + \Delta(f(x), \alpha_s(\mu)) + \text{power suppressed}. \quad (4)$$

With $\mu \approx Q$, it states that the area under the curve in Fig. 1 is constrained in terms of known collinear pdfs. A yellow shaded region around the $k_T \approx Q$ cutoff must exist because variations with respect to this cutoff are associated with DGLAP evolution. But the relative contributions of the purple and yellow shaded areas cannot be adjusted independently from one another without violating Eq. (4).

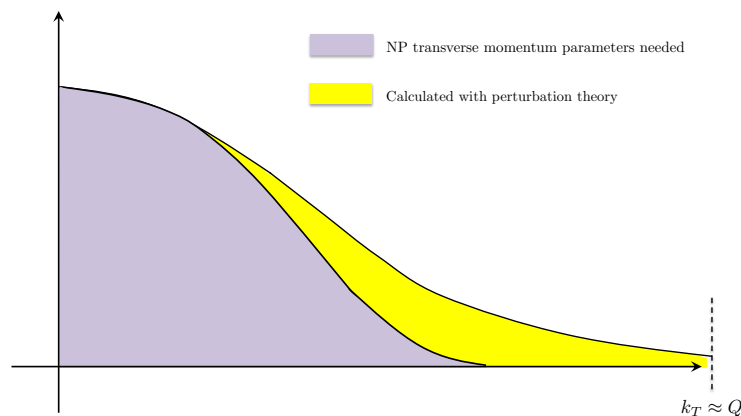


FIG. 1: Schematic separation of an input TMD pdf into perturbative and nonperturbative contributions. The total area under the curve is constrained by Eq. (4). The purple and yellow shaded areas are not independently adjustable.

The purpose of our approach is to build such interdependencies into the fitting parametrizations themselves, thus making it obvious, for example, how adjustments to nonperturbative transverse momentum parameters propagate to affect perturbative regions and vice-versa.

While we do present fits in this paper, the fits themselves are not the primary result that we wish to present, but rather they are used to demonstrate proof of principle for the methodology. The fits include far too small of a sample

of data to adequately constrain nonperturbative TMD pdfs. However, it is possible, for example, to demonstrate the general predictive power of TMD factorization applications in the HSO approach in fits to Drell-Yan scattering measurements. We will focus on Drell-Yan-like processes (high mass lepton pair production, etc) because they have a number of attractive features for an initial phenomenological application. First, they only involve TMD pdfs, not the admixture of pdfs and ffs that appear in semi-inclusive deep inelastic scattering (SIDIS). Second, data are available for a very wide range of Q^2 , making studies of the effect of evolution feasible.

We will explain the HSO fitting in a manner designed to highlight the points enumerated above:

- As a first step, we will fit the parameters of TMD pdfs to Drell-Yan data at moderate Q in an HSO framework. (More specifically we will refer to the E288 [13] and E605 [14] experiments.) We will alternate between two different but classic model parametrizations of the nonperturbative transverse momentum “core,” namely a Gaussian parametrization and a spectator model, thus illustrating item 5) above. We will find that both models give comparable and very satisfactory descriptions of the data.
- In an entirely separate step, we will next evolve the moderate Q TMD extractions upward to make predictions for Z^0 boson production, and we compare with existing CDF and D0 data without fitting. The aim of this exercise is to illustrate the predictive power of the framework by demonstrating that a reasonable description of the Z^0 boson cross section is obtained regardless of input model parametrizations. Furthermore, it highlights the importance of moderate scale measurements in constraining nonperturbative input.

The points enumerated above pertain to methodology. But there is a separate, related empirical observation that it is difficult to describe the large transverse momentum tails of transverse momentum distributions [15], and some observables at large q_T [16, 17], entirely within collinear factorization. We will not address this issue specifically in this paper because it is primarily a matter of collinear pdf phenomenology. We remark, however, that our approach establishes one pathway for resolving the tension, since it allows for combining collinear and pdf fitting in one step. Indeed, between the TMD and collinear pdfs, it is the TMD pdfs that are the more fundamental objects. The collinear pdfs are derived from the TMD pdfs through the application of transverse momentum integrals. Viewed from that perspective, the collinear parametrizations should be tailored to be consistent with a TMD treatment, not vice-versa. Ultimately, it is not sensible to address collinear and TMD phenomenology in entirely separate and discrete steps. The setup in this paper is a first step toward a combined TMD-collinear phenomenological framework. We will discuss this issue in more detail in the conclusion.

We end this introduction with some philosophical remarks contrasting our approach with broader phenomenological trends in partonic structure. There has been important progress in accommodating large quantities of data in global fits of transverse momentum dependence. We acknowledge the importance of this for establishing the outlines of what is possible in future experiments. However, we hope to avoid an excessive amount of global fitting in our work that could obscure the basic physics of the TMD factorization structures, which are of primary interest. Our approach deliberately prioritizes the preservation of predictive power coming from the nonperturbative parts of TMD correlation functions. Our ultimate goal is a phenomenological framework that makes falsifiable predictions which can legitimately be said to test the underlying theory assumptions that are of greatest interest to hadron structure theorists and quantum field theorists more broadly.

The paper is organized as follows. In Sec. II we review the set-up of Drell-Yan kinematics, and we establish the notation and summarize the fundamental steps that lead to the factorization of Drell-Yan scattering and to TMD evolution. In Sec. III we present the cutoff definition of collinear pdfs and discuss the large momentum asymptote of their convolution, as it appears in the TMD factorization formula for Drell-Yan processes. In Sec. IV we demonstrate how the TMD parton distribution functions are parametrized, at the input scale, within the HSO approach. Sec. V and Sec. VI are devoted to the data analysis, to the fit of Drell-Yan measurements at moderate Q and to their corresponding evolution to larger Q . In Sec. VII the CS kernel is specifically addressed and compared to other, independent extractions. Sec. VIII is dedicated to a more general comparison of the results obtained by applying the HSO approach with other analyses and TMD extractions. Finally in Sec. IX we draw our conclusions.

II. UNPOLARIZED DRELL-YAN SCATTERING

The process involves a collision between two hadrons with the inclusive production of a lepton-antilepton pair in the final state as shown in Fig. 2:

$$p_a + p_b \rightarrow l + l' + X. \quad (5)$$

We will label the momenta of the incoming hadrons (which could be nucleons, pions, nuclei, etc) by p_a and p_b respectively, l and l' are the final state lepton and antilepton momenta respectively, and X is the unobserved integrated part of the final state. The four-momentum of the final state virtual photon is

$$q \equiv l + l' \text{ with } q^2 = Q^2 = (l + l')^2. \quad (6)$$

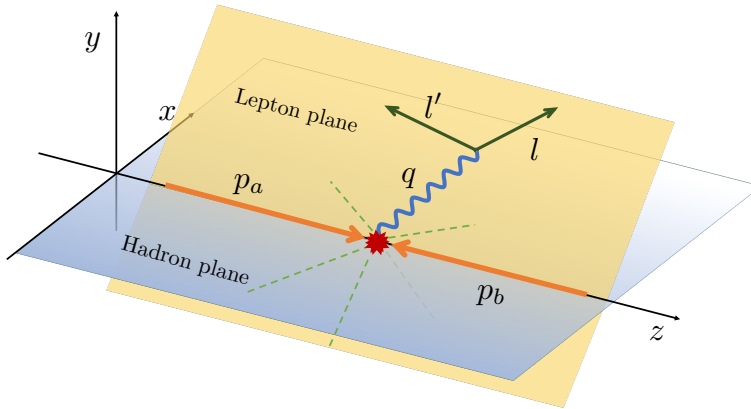


FIG. 2: Kinematic configuration of Drell-Yan process

In setting up Drell-Yan and W^\pm/Z^0 production cross sections, we follow standard steps [18]. The unpolarized Drell-Yan cross section is, following [19], decomposable into four structure functions that describe the angular dependence of the dilepton pair. It is first separated into leptonic and hadronic tensors,

$$l_0 l'_0 \frac{d\sigma}{d^3l d^3l'} = \frac{\alpha_{\text{em}}^2}{4\sqrt{(p_a \cdot p_b)^2 - M_a^2 M_b^2} Q^4} L_{\mu\nu} W^{\mu\nu} \quad (7)$$

where M_a and M_b are the masses of the colliding hadrons. The hadronic tensor is

$$W^{\mu\nu}(p_a, p_b) = \frac{1}{(2\pi)^4} \int d^4z e^{iq \cdot z} \langle p_a, p_b | j^\mu(0) j^\nu(z) | p_a, p_b \rangle, \quad (8)$$

and the lowest order leptonic tensor is

$$L_{\mu\nu} = 4(l_\mu l'_\nu + l'_\mu l_\nu - l \cdot l' g_{\mu\nu}). \quad (9)$$

For simplicity we only deal with the electromagnetic case here. See below for the extension to electroweak bosons. We use the usual kinematical variables,

$$x_a \equiv \frac{Q^2}{2p_a \cdot q}, \quad x_b \equiv \frac{Q^2}{2p_b \cdot q}, \quad s = (p_a + p_b)^2. \quad (10)$$

Throughout the rest of this paper, we will use the approximation that the colliding hadron masses are negligible, $M_{a,b}^2 \ll Q^2$.

A. The reference frames

We will use the following two reference frames:

1. The hadron frame

The hadron frame is the specific center-of-mass frame in which the incoming hadrons both have exactly zero transverse momentum. In light-cone variables,

$$p_{a,h} = (p_a^+, 0, \mathbf{0}_T) = \left(\sqrt{s/2}, 0, \mathbf{0}_T \right), \quad (11)$$

$$p_{b,h} = (0, p_b^-, \mathbf{0}_T) = \left(0, \sqrt{s/2}, \mathbf{0}_T \right), \quad (12)$$

with $p_a^+ = p_b^-$. As usual, we work in the massless hadron approximation. The virtual photon has momentum

$$q_h = \left(e^{y_h} \sqrt{\frac{Q^2 + q_{hT}^2}{2}}, e^{-y_h} \sqrt{\frac{Q^2 + q_{hT}^2}{2}}, \mathbf{q}_{hT} \right), \quad (13)$$

where y_h is the hadron frame rapidity. The hadron-frame transverse momentum in terms of Lorentz invariants is

$$q_{hT}^2 = \frac{2p_a \cdot q \, p_b \cdot q}{p_a \cdot p_b} - Q^2. \quad (14)$$

Also,

$$s = 2p_a \cdot p_b = \frac{Q^2}{x_a x_b \left(1 + \frac{q_{hT}^2}{Q^2} \right)}, \quad y_h = \frac{1}{2} \ln \left(\frac{x_a}{x_b} \right), \quad (15)$$

and in the hadron frame $x_a/x_b = q_h^+/q_h^-$. Other commonly used variables are Feynman x_F and τ ,

$$x_F \equiv x_a - x_b = \frac{2q_h^z}{\sqrt{s} \left(1 + \frac{q_{hT}^2}{Q^2} \right)}, \quad \tau \equiv \frac{Q^2}{s} = x_a x_b \left(1 + \frac{q_{hT}^2}{Q^2} \right). \quad (16)$$

In the literature, the expressions for s , x_F and τ are frequently used only in their $q_{hT}^2/Q^2 \rightarrow 0$ limit. Since we ultimately wish to describe all q_T we have kept their q_T -sensitive forms.

2. The photon frame

A general photon frame is one where the virtual photon is at rest. Using Minkowski coordinates and (as usual) neglecting hadron masses, the hadron momenta in a photon frame are

$$q_\gamma^\mu = (Q, \mathbf{0}), \quad (17a)$$

$$p_{a,\gamma}^\mu = |\mathbf{p}_{a,\gamma}| (1, \mathbf{n}_{a,\gamma}), \quad (17b)$$

$$p_{b,\gamma}^\mu = |\mathbf{p}_{b,\gamma}| (1, \mathbf{n}_{b,\gamma}). \quad (17c)$$

It is convenient to define unit 3-vectors $\mathbf{n}_{a,\gamma}$ and $\mathbf{n}_{b,\gamma}$ that point along the incoming hadron momenta. Following steps similar to the e^+e^- -annihilation case [20], we define unit four-vectors

$$Z_\gamma^\mu = \frac{(0, \mathbf{n}_{a,\gamma} - \mathbf{n}_{b,\gamma})}{|\mathbf{n}_{a,\gamma} - \mathbf{n}_{b,\gamma}|}, \quad X_\gamma^\mu = \frac{(0, \mathbf{n}_{a,\gamma} + \mathbf{n}_{b,\gamma})}{|\mathbf{n}_{a,\gamma} + \mathbf{n}_{b,\gamma}|}. \quad (18)$$

The Collins-Soper frame is a particular photon frame wherein the z -axis is fixed to align along the spatial components of Z_γ^μ and the x -axis along the spatial components of X_γ^μ . The z -axis then bisects the angle between $\mathbf{p}_{a,\gamma}$ and $-\mathbf{p}_{b,\gamma}$. The lepton and antilepton momenta in the Collins-Soper frame are

$$l = \frac{Q}{2} (1, \sin \theta \cos \phi, \sin \theta \sin \phi, \cos \theta), \quad (19)$$

$$l' = \frac{Q}{2} (1, -\sin \theta \cos \phi, -\sin \theta \sin \phi, -\cos \theta). \quad (20)$$

B. Structure function decomposition

In terms of X^μ and Z^μ , the unpolarized parts of the hadronic tensor can be decomposed into the following conventional unpolarized structure functions,

$$W^{\mu\nu} = \left(-g^{\mu\nu} + \frac{q^\mu q^\nu}{Q^2} - Z^\mu Z^\nu \right) F_{UU}^1 + Z^\mu Z^\nu F_{UU}^2 - (X^\mu Z^\nu + Z^\mu X^\nu) F_{UU}^{\cos\phi} + \left(-g^{\mu\nu} + \frac{q^\mu q^\nu}{Q^2} - 2X^\mu X^\nu - Z^\mu Z^\nu \right) F_{UU}^{\cos 2\phi} + \text{pol. dep.}, \quad (21)$$

The cross section in Eq. (7) becomes

$$l_0 l'_0 \frac{d\sigma}{d^3\mathbf{l} d^3\mathbf{l}'} = \frac{\alpha_{\text{em}}^2}{sQ^2} \left\{ (1 + \cos^2\theta) F_{UU}^1 + (1 - \cos^2\theta) F_{UU}^2 + \sin 2\theta \cos\phi F_{UU}^{\cos\phi} + \sin^2\theta \cos 2\phi F_{UU}^{\cos 2\phi} \right\}, \quad (22)$$

where θ and ϕ are the polar and azimuthal angles respectively of lepton l in the Collins-Soper frame. The structure functions are conveniently obtained from the hadronic tensor with the projection tensors,

$$P_1^{\mu\nu} = -\frac{1}{2} (g^{\mu\nu} + Z^\mu Z^\nu), \quad (23)$$

$$P_2^{\mu\nu} = Z^\mu Z^\nu, \quad (24)$$

$$P_\phi^{\mu\nu} = -\frac{1}{2} (X^\mu Z^\nu + Z^\mu X^\nu) \quad (25)$$

$$P_{2\phi}^{\mu\nu} = -\frac{1}{2} (g^{\mu\nu} + Z^\mu Z^\nu) - X^\mu X^\nu. \quad (26)$$

Changing variables so that the cross section is differential in photon 4-momentum q ,

$$\frac{d\sigma}{d^4q d\Omega} = \frac{\alpha_{\text{em}}^2}{2sQ^2} \left\{ (1 + \cos^2\theta) F_{UU}^1 + (1 - \cos^2\theta) F_{UU}^2 + \sin 2\theta \cos\phi F_{UU}^{\cos\phi} + \sin^2\theta \cos 2\phi F_{UU}^{\cos 2\phi} \right\}, \quad (27)$$

where Ω is the lepton solid angle. Integrating over all lepton angles gives the spin/polarization independent part of the cross section differential in Q^2 , q_{hT}^2 , and y_h in the hadron frame,

$$\frac{d\sigma}{d^2\mathbf{q}_{hT} dQ^2 dy_h} = \frac{2\pi\alpha_{\text{em}}^2}{3sQ^2} (2F_{UU}^1 + F_{UU}^2). \quad (28)$$

or,

$$\frac{d\sigma}{dq_{hT}^2 dQ^2 dy_h} = \frac{2\pi^2\alpha_{\text{em}}^2}{3sQ^2} (2F_{UU}^1 + F_{UU}^2). \quad (29)$$

C. TMD factorization for Drell-Yan scattering

The usual TMD-factorization expression for the hadronic tensor is

$$\begin{aligned} W^{\mu\nu}(x_a, x_b, Q, \mathbf{q}_{hT}) &= \sum_j H_{j\bar{j}}^{\mu\nu} \int d^2\mathbf{k}_{aT} d^2\mathbf{k}_{bT} f_{j/h_a}(x_a, \mathbf{k}_{aT}; \mu_Q, Q^2) f_{\bar{j}/h_b}(x_b, \mathbf{k}_{bT}; \mu_Q, Q^2) \delta^{(2)}(\mathbf{q}_{hT} - \mathbf{k}_{aT} - \mathbf{k}_{bT}) + (a \longleftrightarrow b) \\ &= \sum_j H_{j\bar{j}}^{\mu\nu} \int \frac{d^2\mathbf{b}_T}{(2\pi)^2} e^{i\mathbf{q}_{hT} \cdot \mathbf{b}_T} \tilde{f}_{j/h_a}(x_a, \mathbf{b}_T; \mu_Q, Q^2) \tilde{f}_{\bar{j}/h_b}(x_b, \mathbf{b}_T; \mu_Q, Q^2) + (a \longleftrightarrow b) \\ &= \sum_j H_{j\bar{j}}^{\mu\nu} \left\{ [f_{j/h_a}, f_{\bar{j}/h_b}] + [f_{\bar{j}/h_b}, f_{j/h_a}] \right\}, \end{aligned} \quad (30)$$

where on the last line we have used the common bracket notation for abbreviating the transverse convolution integrals. The hard part in (30) reads,

$$H_{j\bar{j}}^{\mu\nu} = \frac{e_j^2}{2Q^2 N_c} \text{Tr} \left[\hat{k}_a \gamma^\mu \hat{k}_b \gamma^\nu \right] |H_{j\bar{j}}(\alpha_s(\mu), \mu/Q)|^2. \quad (31)$$

The basics of the TMD factorization theorem originate in the Collins-Soper-Sterman (CSS) formalism [21–23] and its updated forms [20, 24]. See Ref. [25] for a review that includes a detailed list of references. The \hat{k}_a and \hat{k}_b partonic momenta are the hard approximate momenta in the Collins-Soper frame,

$$\hat{k}_{a,\gamma} = \left(Q/\sqrt{2}, 0, \mathbf{0}_T \right), \quad (32)$$

$$\hat{k}_{b,\gamma} = \left(0, Q/\sqrt{2}, \mathbf{0}_T \right). \quad (33)$$

We have already fixed the auxiliary renormalization group (RG) and rapidity scales, μ and ζ , to $\mu_Q = C_2 Q$ and $\zeta = Q^2$ respectively in Eq. (30) to optimize perturbation theory. We will use $C_2 = 1$ throughout this paper. The hard vertex factor for Drell-Yan scattering is [24, 26]

$$|H_{j\bar{j}}(\alpha_s(\mu_Q), \mu_Q/Q)|^2 = 1 + \sum_{n=1}^{\infty} \left(\frac{\alpha_s(\mu_Q)}{4\pi} \right)^n \hat{H}_{j\bar{j}}^{(n)} \quad (34)$$

with the lowest order,

$$H_{j\bar{j}}^{(1)} = \delta_{j\bar{j}} C_F \left(-16 + \frac{7\pi^2}{3} \right). \quad (35)$$

Here and throughout the rest of this paper we will keep $O(\alpha_s)$ in perturbative expressions. However, most α_s^2 contributions are available and we list them in Appendix A for future use.

The projection tensors in Eqs. (23)–(26) give the TMD factorization formula in terms of the unpolarized structure functions,

$$F_{UU}^1 = \sum_j e_j^2 \frac{|H_{j\bar{j}}|^2}{4\pi^2 N_c} \int d^2 \mathbf{b}_T e^{i \mathbf{q}_{hT} \cdot \mathbf{b}_T} \tilde{f}_{j/h_a}(x_a, \mathbf{b}_T; \mu_Q, Q^2) \tilde{f}_{\bar{j}/h_b}(x_b, \mathbf{b}_T; \mu_Q, Q^2) + (a \longleftrightarrow b) \quad (36)$$

$$= \sum_j e_j^2 \frac{|H_{j\bar{j}}|^2}{N_c} \int d^2 \mathbf{k}_{aT} d^2 \mathbf{k}_{bT} f_{j/h_a}(x_a, \mathbf{k}_{aT}; \mu_Q, Q^2) f_{\bar{j}/h_b}(x_b, \mathbf{k}_{bT}; \mu_Q, Q^2) \delta^{(2)}(\mathbf{q}_{hT} - \mathbf{k}_{aT} - \mathbf{k}_{bT}) + (a \longleftrightarrow b),$$

$$F_{UU}^2 = 0. \quad (37)$$

D. Z^0 boson production

For the calculation of cross sections at scales around the Z^0 boson mass, we will consider all contributions, namely, the photon, Z^0 and interference channels.

To obtain expressions for the structure functions $F_{UU}^{1,Z}$ and $F_{UU}^{2,Z}$ in the $Z^0 \rightarrow e^+e^-$ channel, one may replace in Eqs. (36)–(37)

$$e_j^2 \rightarrow \frac{Q^4}{(Q^2 - M_Z^2)^2 + M_Z^2 \Gamma_Z^2} \left(\frac{1 + [1 - 4 \sin^2 \theta_w]^2}{16 \cos^2 \theta_w \sin^2 \theta_w} \right) \left(\frac{1 + [1 - 4 |e_j| \sin^2 \theta_w]^2}{16 \cos^2 \theta_w \sin^2 \theta_w} \right), \quad (38)$$

with M_Z , Γ_Z the mass and the width of the Z^0 boson, respectively, and where θ_w is the Weinberg angle in the $\overline{\text{MS}}$ renormalization scheme and at $\mu = M_Z$. The contributions from the interference of intermediate photon and Z^0 boson can be obtained similarly, by the replacement

$$e_j^2 \rightarrow - \frac{Q^2(Q^2 - M_Z^2)}{(Q^2 - M_Z^2)^2 + M_Z^2 \Gamma_Z^2} \frac{|e_j| (1 - 4 \sin^2 \theta_w)(1 - 4 |e_j| \sin^2 \theta_w)}{8 \sin^2 \theta_w \cos^2 \theta_w}. \quad (39)$$

Note that, at these scales, the running of the QED coupling is relevant. We will use the value reported in Ref. [27], $\alpha_{\text{em}}(M_Z) = 1/127.951$.

E. Evolution

The treatment of evolution for the TMD pdfs is entirely within the now standard approach. For a review with a list of references see, for instance, Ref. [25]. A useful summary of the general logic of the evolution equations is also

to be found in [28]. The TMD pdfs exactly satisfy the following evolution equations in coordinate space,

$$\frac{\partial \ln \tilde{f}_{j/p}(x, b_T; \mu, \zeta)}{\partial \ln \sqrt{\zeta}} = \tilde{K}(b_T; \mu), \quad (40)$$

$$\frac{d\tilde{K}(b_T; \mu)}{d \ln \mu} = -\gamma_K(\alpha_s(\mu)), \quad (41)$$

$$\frac{d \ln \tilde{f}_{j/p}(x, b_T; \mu, \zeta)}{d \ln \mu} = \gamma(\alpha_s(\mu); \zeta/\mu^2) = \gamma(\alpha_s(\mu); 1) - \gamma_K(\alpha_s(\mu)) \frac{1}{2} \ln \left(\frac{\zeta}{\mu^2} \right), \quad (42)$$

where \tilde{K} is the Collins-Soper kernel, γ_K is its anomalous dimension and γ the TMD anomalous dimension. After TMD evolution from an initially low input scale Q_0 to an arbitrary higher scale Q , Eq. (36) becomes

$$F_{UU}^1 = \sum_j e_j^2 \frac{|H_{jj}|^2}{4\pi^2 N_c} \int d^2 \mathbf{b}_T e^{i \mathbf{q}_{h_T} \cdot \mathbf{b}_T} \tilde{f}_{j/h_a}(x_a, \mathbf{b}_T; \mu_{Q_0}, Q_0^2) \tilde{f}_{j/h_b}(x_b, \mathbf{b}_T; \mu_{Q_0}, Q_0^2) \times \\ \times \exp \left\{ \tilde{K}(b_T; \mu_{Q_0}) \ln \left(\frac{Q^2}{Q_0^2} \right) + \int_{\mu_{Q_0}}^{\mu_Q} \frac{d\mu'}{\mu'} \left[2\gamma(\alpha_s(\mu'); 1) - \ln \left(\frac{Q^2}{\mu'^2} \right) \gamma_K(\alpha_s(\mu')) \right] \right\} + (a \longleftrightarrow b). \quad (43)$$

We take Q_0 to be the lowest scale for which TMD factorization is to be considered trustworthy. All perturbatively calculable quantities will be kept through $O(\alpha_s)$.

Within the HSO approach, the strategy is to construct parametrizations of $f_{j/h}(x, \mathbf{k}_T; \mu_{Q_0}, Q_0^2)$ and $\tilde{K}(b_T; \mu_{Q_0})$ that simultaneously: 1.) are phenomenologically successful in the Q_0 regime, 2.) recover the perturbative expression for $k_T \approx Q$, and 3.) obey the appropriate evolution equations when evolving to $Q \gg Q_0$.

The implementation of Eqs. (40)–(43) in this paper will make use of results for the anomalous dimensions and evolution kernels that were originally calculated in a range of different formalisms, some of whose connection to the basic TMD factorization in Eq. (43) is not immediately obvious. Some translation is required, and for that we refer the reader to Ref. [24]. For example, expressions for \tilde{K} , γ , and γ_K are from [29], and extensions up to $O(\alpha_s^3)$ can be obtained in, for example, Ref. [26, 30].

III. CUTOFF COLLINEAR PDFS AND THE LARGE TRANSVERSE MOMENTUM ASYMPTOTE

As explained in Sec. I, the HSO approach preserves the integral normalizations that relate TMD and collinear correlation functions, and ensures that TMD pdfs match the large transverse momentum asymptotic behavior dictated by the operator definitions. It is useful, therefore, to define a collinear pdf obtained by integrating the TMD pdf over k_T ,

$$f_{i/p}^c(x; \mu_Q; \mu_c) \equiv 2\pi \int_0^{\mu_c} dk_T k_T f_{i/p}(x, \mathbf{k}_T; \mu_Q, Q^2), \quad (44)$$

where $\mu_c = \mu_c(\mu_Q)$ is a cutoff on k_T . It coincides with the literal probability density interpretation that one has in the parton model, and it equals the $\overline{\text{MS}}$ definition up to calculable $O(\alpha_s)$ corrections and corrections suppressed by powers of $1/\mu$,

$$f_{i/p}^c(x; \mu_Q; \mu_c) = f_{i/p}^{\overline{\text{MS}}}(x; \mu_Q) + \Delta_{i/p}(\alpha_s(\mu_Q), \mu_c/\mu_Q) + O\left(\frac{m^2}{\mu_Q^2}\right) \quad (45)$$

where Δ is the correction, see Sec. III of [1] for the equivalent expression for fragmentation functions.¹ For our applications, we will set $\mu_c = \mu_Q$ and drop the $O(m/\mu_Q)$ errors in Eq. (45) and express the cutoff definition (Eq. (58) in Ref. [1]) as

$$f_{i/p}^c(x; \mu_Q) = \lim_{\frac{m}{\mu_Q} \rightarrow 0} f_{i/p}^c(x; \mu_Q; \mu_Q), \quad (46)$$

¹ m represents any mass scale that may be considered small relative to the hard scale, such as Λ_{QCD} , a light quark mass, or a small hadronic mass. The subleading errors in expressions like Eq. (45) need not in general be exactly quadratic, but we will retain this notation for simplicity since the exact power is irrelevant for our purposes.

where we have dropped the underline on the right-hand side and the superscripts of Ref. [1].

When $k_T \approx \mu \approx Q$, the perturbative tail approximation to a single TMD pdf (through $\mathcal{O}(\alpha_s)$) is

$$f_{i/p}^{\text{pert}}(x, k_T; \mu_Q, Q) = \frac{1}{2\pi} \frac{1}{k_T^2} \left[A_{i/p}(x; \mu_Q) + B_{i/p}(x; \mu_Q) \ln \left(\frac{Q^2}{k_T^2} \right) + A_{i/p}^g(x; \mu_Q) \right]. \quad (47)$$

The convolution product that appears in the TMD factorization formula is

$$[f_a, f_b] = \int d^2 \mathbf{k}_T f_a(x, -\mathbf{k}_T + \mathbf{q}_T/2; \mu_Q; Q^2) f_b(x, \mathbf{k}_T + \mathbf{q}_T/2; \mu_Q; Q^2). \quad (48)$$

In the limit $q_T \sim Q$, $Q \rightarrow \infty$, the bracket in Eq. (48) gives the so called ‘‘asymptotic term’’. This can be calculated entirely in collinear factorization, in terms of the perturbative tail of Eq. (47), up to power suppressed terms

$$\begin{aligned} [f_a, f_b] &= f_a^{\text{pert}}(x, \mathbf{q}_T; \mu_Q; Q^2) f_b^c(x; \mu_Q) + f_b^{\text{pert}}(x, \mathbf{q}_T; \mu_Q; Q^2) f_a^c(x; \mu_Q) \\ &+ \int d^2 \mathbf{k}_T \left\{ f_a^{\text{pert}}(x, -\mathbf{k}_T + \mathbf{q}_T/2; \mu_Q; Q^2) f_b^{\text{pert}}(x, \mathbf{k}_T + \mathbf{q}_T/2; \mu_Q; Q^2) \right. \\ &\quad - f_a^{\text{pert}}(x, \mathbf{q}_T; \mu_Q; Q^2) f_b^{\text{pert}}(x, \mathbf{k}_T + \mathbf{q}_T/2; \mu_Q; Q^2) \Theta(\mu_Q - |\mathbf{k}_T + \mathbf{q}_T/2|) \\ &\quad \left. - f_a^{\text{pert}}(x, -\mathbf{k}_T + \mathbf{q}_T/2; \mu_Q; Q^2) f_b^{\text{pert}}(x, \mathbf{q}_T; \mu_Q; Q^2) \Theta(\mu_Q - |-\mathbf{k}_T + \mathbf{q}_T/2|) \right\} + \mathcal{O} \left(\frac{m^2}{q_T^2} \right) \\ &= [f_a, f_b]_{\text{ASY}} + \mathcal{O} \left(\frac{m^2}{q_T^2} \right). \end{aligned} \quad (49)$$

The term in Eq. (49) is useful to implement large- q_T corrections to the TMD approximation. We refer the reader to sections V and VI of Ref. [2] for more details.

IV. TMD PARTON DISTRIBUTION FUNCTIONS: PARAMETRIZATIONS

In this section, we summarize the steps for setting up the parametrizations that we will use in later sections.

A. The input scale TMD pdfs

1. Two component setup

We will use the same additive two component setup from [2] as the basic TMD parametrization. At an input scale Q_0 it is

$$\begin{aligned} f_{\text{inpt},i/p}(x, k_T; \mu_{Q_0}, Q_0^2) &= \frac{1}{2\pi} \frac{1}{k_T^2 + m_{i,p,A}^2} A_{i/p}(x; \mu_{Q_0}) + \frac{1}{2\pi} \frac{1}{k_T^2 + m_{i,p,B}^2} B_{i/p}(x; \mu_{Q_0}) \ln \left(\frac{Q_0^2}{k_T^2 + m_{i,p,L}^2} \right) \\ &+ \frac{1}{2\pi} \frac{1}{k_T^2 + m_{g,p}^2} A_{i/p}^g(x; \mu_{Q_0}) \\ &+ C_{i/p} f_{\text{core},i/p}(x, k_T; Q_0^2). \end{aligned} \quad (50)$$

The mass parameters in the different terms above can in principle all be different, though from here forward we will take them to be equal for simplicity, i.e. $m_{i,p} \equiv m_{i,p,A} = m_{i,p,B} = m_{i,p,L}$. Then, the other factors in Eq. (50) are

$$A_{i/p}(x; \mu_{Q_0}) \equiv \sum_{i'} \delta_{i'i} \frac{\alpha_s(\mu_{Q_0})}{\pi} \left\{ [(P_{ii'} \otimes f_{i'/p})(x; \mu_{Q_0})] - \frac{3C_F}{2} f_{i'/p}(x; \mu_{Q_0}) \right\}, \quad (51)$$

$$B_{i/p}(x; \mu_{Q_0}) \equiv \sum_{i'} \delta_{i'i} \frac{\alpha_s(\mu_{Q_0}) C_F}{\pi} f_{i'/p}(x; \mu_{Q_0}), \quad (52)$$

$$A_{i/p}^g(x; \mu_{Q_0}) \equiv \frac{\alpha_s(\mu_{Q_0})}{\pi} [(P_{ig} \otimes f_{g/p})(x; \mu_{Q_0})], \quad (53)$$

$$C_{i/p} \equiv \frac{1}{N_{i/p}} \left[f_{i/p}(x; \mu_{Q_0}) - A_{i/p}(x; \mu_{Q_0}) \ln \left(\frac{\mu_{Q_0}}{m_{i,p}} \right) - B_{i/p}(x; \mu_{Q_0}) \ln \left(\frac{\mu_{Q_0}}{m_{i,p}} \right) \ln \left(\frac{Q_0^2}{\mu_{Q_0} m_{i,p}} \right) - A_{i/p}^g(x; \mu_{Q_0}) \ln \left(\frac{\mu_{Q_0}}{m_{g,p}} \right) + \frac{\alpha_s(\mu_{Q_0})}{2\pi} \left\{ \sum_{i'} \delta_{i'i} [C_{\Delta}^{i/i'} \otimes f_{i'/p}](x; \mu_{Q_0}) + [C_{\Delta}^{i/g} \otimes f_{g/p}](x; \mu_{Q_0}) \right\} \right], \quad (54)$$

and

$$P_{qq}(x) = P_{\bar{q}\bar{q}}(z) = C_F \left[\frac{1+x^2}{(1-x)_+} + \frac{3}{2} \delta(1-x) \right], \quad (55)$$

$$P_{ig}(x) = T_F [x^2 + (1-x)^2], \quad (56)$$

$$C_{\Delta}^{i/i}(x) = C_F(1-x) - C_F \frac{\pi^2}{12} \delta(1-x), \quad (57)$$

$$C_{\Delta}^{i/g}(x) = 2T_F x(1-x), \quad (58)$$

$$N_{i/p} \equiv 2\pi \int_0^{\infty} dk_T k_T f_{\text{core},i/p}(x, k_T; Q_0^2). \quad (59)$$

The $f_{\text{core},i/p}(x, k_T; Q_0^2)$ functions parametrize a ‘‘core’’ or peak of the TMD pdf while the remaining terms interpolate to the $O(\alpha_s)$ perturbative tail at large k_T . The value of $C_{i/p}$ is fixed by requiring the TMD pdfs to match the corresponding collinear pdfs after they are integrated up to a cutoff μ_c , up to correction terms to convert between different schemes as in Eqs. (44)–(45). More explicitly, the correction term in Eq. (45) with the choice $\mu_c = \mu_Q$ reads

$$\Delta_{i/p}(\alpha_s(\mu_Q), 1) = \frac{\alpha_s(\mu_Q)}{2\pi} \left\{ \sum_{i'} \delta_{i'i} [C_{\Delta}^{i/i'} \otimes f_{i'/p}](x; \mu_Q) + [C_{\Delta}^{i/g} \otimes f_{g/p}](x; \mu_Q) \right\} + \mathcal{O}(\alpha_s^2(\mu_Q)). \quad (60)$$

The ‘‘ \otimes ’’ convolution symbol has the usual definition,

$$(f \otimes g)(x; \mu) \equiv \int_x^1 \frac{d\xi}{\xi} f(x/\xi) g(\xi; \mu). \quad (61)$$

The guiding principles motivating Eq. (50) are devised to deliver a parametrization that i) smoothly and gradually interpolates between a purely nonperturbative behavior at $k_T \approx 0$ and a fixed-scale, fixed order perturbative tail at $k_T \approx Q_0$ and, ii) that preserves the integral relation in Eq. (4). Note that its Fourier-Bessel transform reproduces the operator product expansion at small b_T . Thus, it is built following the recipe in Sec. VI of [1]. The additive structure of the interpolation is not strictly necessary, but it makes performing integrals and Fourier-Bessel transforms simple. Indeed, we strongly emphasize that the HSO approach is not specific to the parametrization we choose here, or to any particular parametrization. It can accommodate any parametrization, which may be formulated either in transverse momentum or coordinate space. Our specific choice for this paper of a simple additive structure is motivated primarily by convenience, but it is likely to be updated or modified in future iterations.

2. Nonperturbative models of small transverse momentum

The details about the nonperturbative behavior are contained within the last line of Eq. (50) in the $f_{\text{core},i/p}(x, k_T; Q_0^2)$ function. We will compare two basic forms for $f_{\text{core},i/p}(x, k_T; Q_0^2)$. One popular parametrization is

a Gaussian shape,

$$f_{\text{core},i/p}^{\text{Gauss}}(x, \mathbf{k}_T; Q_0^2) = \frac{e^{-k_T^2/M_F^2}}{\pi M_F^2}, \quad (62)$$

where M_F is a model parameter. The second core parametrization is the spectator model in Eq. (44) of Ref. [31],

$$f_{\text{core},i/p}^{\text{Spect}}(x, \mathbf{k}_T; Q_0^2) = \frac{1}{\pi} \frac{6L^6}{L^2 + 2(m_q + xM_p)^2} \frac{k_T^2 + (m_q + xM_p)^2}{(k_T^2 + L^2)^4}, \quad L^2 = (1-x)\Lambda^2 + xM_X^2 - x(1-x)M_p^2, \quad (63)$$

where the quantities m_q, M_X, Λ are model parameters and M_p is the proton mass. The overall factors in Eqs. (62)–(63) are chosen so that the core functions are normalized to unity, i.e. $N_{i/p} = 1$.

In the future, more sophisticated modeling may replace Eqs. (62)–(63). For example, the core models might be guided by work in Refs. [31–34]. Developments in lattice QCD [35] may also soon provide guidance.

3. Coordinate space representation

Since TMD evolution is usually performed in coordinate space, it will be convenient to write the coordinate space versions of the above parametrizations. They are,

$$\begin{aligned} \tilde{f}_{\text{inpt},j/p}(x, \mathbf{b}_T; \mu_{Q_0}, Q_0^2) &= \int d^2\mathbf{k}_T e^{-i\mathbf{k}_T \cdot \mathbf{b}_T} f_{\text{inpt},j/p}(x, \mathbf{k}_T; \mu_{Q_0}, Q_0^2) \\ &= K_0(m_{i,p}b_T) A_{i/p}(x; \mu_{Q_0}) + K_0(m_{i,p}b_T) \ln\left(\frac{Q_0^2 b_T}{2m_{i,p}e^{-\gamma_E}}\right) B_{i/p}(x; \mu_{Q_0}) \\ &\quad + K_0(m_{g,p}b_T) A_{i/p}^g(x; \mu_{Q_0}) + C_{i/p} \tilde{f}_{\text{core},i/p}(x, b_T; Q_0^2), \end{aligned} \quad (64)$$

with

$$\begin{aligned} \tilde{f}_{\text{core},i/p}^{\text{Gauss}}(x, b_T; Q_0^2) &= e^{-b_T^2 M_F^2/4}, \\ \tilde{f}_{\text{core},i/p}^{\text{Spectator}}(x, b_T; Q_0^2) &= \frac{1}{4} \left(\frac{(m_q + xM_p)^2 - L^2}{2(m_q + xM_p)^2 + L^2} \right) (Lb_T)^3 K_3(Lb_T) + \frac{3}{2} \left(\frac{L^2}{2(m_q + xM_p)^2 + L^2} \right) (Lb_T)^2 K_2(Lb_T), \end{aligned} \quad (65)$$

where K_0, K_2 and K_3 are modified Bessel functions of the second kind.

As anticipated, Eq. (64) matches the $O(\alpha_s)$ operator product expansion (OPE) for small transverse sizes $b_T \rightarrow 0$, up to errors suppressed by powers of b_T . Since $K_0(mb_T) = -\ln(mb_T/2e^{-\gamma_E}) + \mathcal{O}(b_T^2 m^2)$ and $\tilde{f}_{\text{core},i/p} = 1 + \mathcal{O}(b_T^a)$ for $a > 0$ (independently of which core parametrization is considered), the small- b_T behavior of Eq. (64) is

$$\begin{aligned} \tilde{f}_{j/p}(x, \mathbf{b}_T; \mu_{Q_0}, Q_0^2) &\rightarrow f_{i/p}(x; \mu_{Q_0}) - \left(A_{i/p}(x; \mu_{Q_0}) + A_{i/p}^g(x; \mu_{Q_0}) \right) \ln\left(\frac{b_T \mu_{Q_0}}{2e^{-\gamma_E}}\right) \\ &\quad - B_{i/p}(x; \mu_{Q_0}) \left[\ln^2\left(\frac{b_T \mu_{Q_0}}{2e^{-\gamma_E}}\right) + \ln\left(\frac{b_T \mu_{Q_0}}{2e^{-\gamma_E}}\right) \ln\left(\frac{Q_0^2}{\mu_{Q_0}^2}\right) \right] \\ &\quad + \left\{ \sum_{i'} \delta_{i'i} [\mathcal{C}_\Delta^{i/i'} \otimes f_{i'/p}](x; \mu_{Q_0}) + [\mathcal{C}_\Delta^{i/g} \otimes f_{g/p}](x; \mu_{Q_0}) \right\} + \mathcal{O}(b_T^2 m^2), \end{aligned} \quad (66)$$

where, crucially, all the dependence on the masses $m_{i,p}$ has been cancelled by the logarithms appearing in the expression for the coefficient $C_{i/p}$, defined in Eq. (54).

B. The CS kernel: input scale parametrization

Next, we discuss the parametrization that we will use for the CS kernel through $O(\alpha_s(\mu))$. The analogous $O(\alpha_s(\mu)^2)$ expressions are also straightforward to write down, but we will not use them for applications in this paper, so we include them in Appendix A for use in future work. The perturbative CS kernel in coordinate space is

$$\tilde{K}(b_T; \mu) = -\frac{2C_F \alpha_s(\mu)}{\pi} \ln\left(\frac{b_T \mu}{2e^{-\gamma_E}}\right) + \mathcal{O}(\alpha_s(\mu)^2), \quad (67)$$

with anomalous dimension

$$\gamma_K(\alpha_s(\mu)) = \frac{2C_F\alpha_s}{\pi} + O(\alpha_s(\mu)^2). \quad (68)$$

The HSO approach requires the renormalization group equation to be exactly satisfied through the working order of $\alpha_s(\mu)$ over the full range of $0 < b_T < \infty$ (See Sec. IV, Eq.(41) of [1]). In our case, we work at $O(\alpha_s(\mu))$ so we need

$$\frac{d}{d \ln \mu} \tilde{K}(b_T; \mu) = -\gamma_K(\alpha_s(\mu)) = -\frac{2C_F\alpha_s(\mu)}{\pi} + O(\alpha_s(\mu)^2). \quad (69)$$

The input transverse momentum space CS kernel is

$$K_{\text{inpt}}(k_T; \mu_{Q_0}) = A_K^{(1)}(\mu_{Q_0}) \frac{1}{k_T^2 + m_K^2} + K_{\text{core}}(k_T) + D_K(\mu_{Q_0}) \delta^{(2)}(\mathbf{k}_T), \quad (70)$$

where

$$A_K^{(1)}(\mu_{Q_0}) = \frac{\alpha_s(\mu_{Q_0})C_F}{\pi^2}. \quad (71)$$

The function $K_{\text{core}}(k_T)$ is analogous to $f_{\text{core},i/p}(x, k_T; Q_0^2)$. It is used to describe the very large b_T behavior, and it is required to vanish like a power at small b_T . It will generally introduce at least one extra parameter beyond m_K . In coordinate space, we will demand that $\tilde{K}(b_T; \mu_{Q_0})$ approach a negative constant b_K (up to perturbative corrections) as $b_T \rightarrow \infty$ (see the discussion in Sec. VII of Ref. [36]). We will use a Gaussian for the core,

$$K_{\text{core}}(k_T) = \frac{b_K}{4\pi m_K^2} e^{-\frac{k_T^2}{4m_K^2}}. \quad (72)$$

The last term in Eq. (70) has a $D_K(\mu_{Q_0})$, which is

$$D_K(\mu_{Q_0}) = -b_K + \frac{2\alpha_s(\mu_{Q_0})C_F}{\pi} \ln\left(\frac{m_K}{\mu_{Q_0}}\right). \quad (73)$$

Transforming Eq. (70) into coordinate space gives

$$\tilde{K}_{\text{inpt}}(b_T; \mu_{Q_0}) = 2\pi A_K^{(1)}(\mu_{Q_0}) K_0(m_K b_T) + b_K e^{-m_K^2 b_T^2} + D_K(\mu_{Q_0}). \quad (74)$$

It is straightforward to verify that Eq. (74) equals Eq. (67) when $m_K b_T \rightarrow 0$. Using

$$\frac{dA_K^{(1)}(\mu_{Q_0})}{d \ln \mu_{Q_0}} = O(\alpha_s(\mu_{Q_0})^2) \quad (75)$$

also confirms that it is consistent with Eq. (69) for all b_T .

The large- b_T limit of the CS kernel in Eq. (74) is

$$\lim_{b_T \rightarrow \infty} \tilde{K}_{\text{inpt}}(b_T; \mu_{Q_0}) = D_K(\mu_{Q_0}). \quad (76)$$

The equations above that relate objects like $\tilde{K}_{\text{inpt}}(b_T; \mu_{Q_0})$ and $\gamma_K(\alpha_s(\mu))$ become exact if the $O(\alpha_s(\mu_{Q_0})^2)$ corrections are systematically dropped everywhere. It is noteworthy that the general behavior of this parametrization is consistent with trends in recent lattice QCD calculations – see, for example, Fig. 7 of [37].

C. The full TMD pdf parametrizations at the input scale

In calculations at an input Drell-Yan scale of $Q = Q_0$, the appropriate auxiliary scales are $\mu = \sqrt{\zeta} = Q_0$, and the above parametrizations are perturbatively well-behaved at $b_T \approx 1/Q_0$, but they give ultraviolet divergent logarithms when $b_T \rightarrow 0$. That is outside the region that is physically probed when $Q \approx Q_0$, but it means the parametrizations are inadequate for evolving to $Q \gg Q_0$ where sensitivity to $b_T \ll 1/Q_0$ grows. To fix this, we

evolve $f_{\text{inpt},i/p}(x, k_T; \mu_{Q_0}, Q_0^2)$ and $\tilde{K}_{\text{inpt}}(b_T; \mu_{Q_0})$ again to a scale that smoothly transforms from Q_0 to $\sim 1/b_T$. The functional form we will use for the transformation is

$$\bar{Q}_0(b_T, a) = Q_0 \left[1 - \left(1 - \frac{C_1}{Q_0 b_T} \right) e^{-b_T^2 a^2} \right], \quad C_1 = 2e^{-\gamma_E} \approx 1.123, \quad (77)$$

see Appendix C of [1], where a is a parameter that controls exactly where in b_T the switch from Q_0 to $2e^{-\gamma_E}/b_T$ takes place. The result is simply a scheme transformation in a perturbatively controlled region, so any functional form is equally valid, with only $O(\alpha_s(\mu_{Q_0})^2)$ sensitivity to the exact choice. In a general $O(\alpha_s(\mu)^n)$ treatment, sensitivity to parameters like a only arise at $O(\alpha_s(\mu_{Q_0})^{n+1})$.

On the surface, it is tempting to view the use of a $\bar{Q}_0(b_T, a)$ as nearly identical to the b_* prescription, and Q_0 as exactly a version of $1/b_{\text{max}}$. However, this is not quite the case. To understand this, it is important to note that there are two separate transition scales involved in $\tilde{f}_{\text{inpt},i/p}(x, b_T; \mu_{Q_0}, Q_0^2)$. First, there is a transition between perturbative $1/b_T$ scales comparable to Q_0 or larger, where one expects at least reasonable agreement with low order perturbation theory calculations at a fixed renormalization scale of Q_0 . Second, there is a transition to the region of very small b_T where the additional renormalization group improved $\mu \sim 1/b_T$ treatment that is needed to account for the $b_T Q_0 \rightarrow 0$ limit. In the usual way of implementing the b_* procedure, one is forced to treat both of these as exactly the same transition, and both are controlled by the numerical value of a b_{max} , or other parameters in $\mathbf{b}_*(b_T)$. In other words, if $1/b_T$ is small enough that it ceases to be a useful renormalization group scale, then it is taken to be the case that one has entered a purely nonperturbative regime. The procedure excludes the option of simply switching to a fixed scale above some b_T while continue to use perturbation theory. If b_{max} is taken to be large, then perturbation theory with a running renormalization scale $\mu \sim b_0/b_T$ must be assumed to be valid even down to very low values. If b_{max} is taken to be small, then one is in danger of grouping perturbatively calculable behavior with the ‘‘nonperturbative’’ functions.

The HSO approach allows one to separate the treatment of these two transitions. First, the transition between purely perturbative and nonperturbative regions is controlled by the nonperturbative parameters in a model, like the m_q, M_F, m_K , etc above. Separately, the transition between a fixed $\mu = Q_0$ and the small- $Q_0 b_T$ RG-improved scale is controlled by $\bar{Q}_0(b_T, a)$. The latter transition is just an RG scheme change, so its effect is a higher order contribution that can then be minimized in the HSO approach by including higher order calculations. The former transition, however, involves the actual physically meaningful description of the transition between a generally perturbative tail region and a purely nonperturbative region, so it requires nonperturbative models or calculations. Thus, the HSO approach allows one to model or parametrize the first transition while still exploiting RG scheme independence to deal with the latter transition. In the standard b_* approach, the roles of model parameters like m_q, M_F, m_K , etc and the roles of scheme change functions like $Q_0 b_T$ are all collapsed into the parameters of $\mathbf{b}_*(b_T)$.

In our calculations, we will fix the value of a to the input scale Q_0 , but we have verified that the sensitivity to a is negligible in that it has no impact either on the final fit results or the physical cross section in the TMD region, even at higher energies. See section VII A of Ref. [1] for a related discussion.

With this step complete, the final TMD pdf parametrizations, which we will substitute into Eq. (43), are

$$\begin{aligned} & \tilde{f}_{i/p}(x, b_T; \mu_{Q_0}, Q_0^2) \\ &= \tilde{f}_{\text{inpt},i/p}(x, b_T; \mu_{\bar{Q}_0}, \bar{Q}_0^2) \exp \left\{ \int_{\mu_{\bar{Q}_0}}^{\mu_{Q_0}} \frac{d\mu'}{\mu'} \left[\gamma(\alpha_s(\mu'); 1) - \ln \left(\frac{Q_0}{\mu'} \right) \gamma_K(\alpha_s(\mu')) \right] + \ln \left(\frac{Q_0}{\bar{Q}_0} \right) \tilde{K}(b_T; \mu_{\bar{Q}_0}) \right\}, \quad (78) \end{aligned}$$

with

$$\tilde{f}_{\text{inpt},i/p}(x, b_T; \mu_{Q_0}, Q_0^2) = \int d^2 \mathbf{k}_T e^{-i \mathbf{k}_T \cdot \mathbf{b}_T} f_{\text{inpt},i/p}(x, k_T; \mu_{Q_0}, Q_0^2), \quad (79)$$

and

$$\tilde{K}(b_T; \mu_{Q_0}) = \tilde{K}_{\text{inpt}}(b_T; \mu_{\bar{Q}_0}) - \int_{\mu_{\bar{Q}_0}}^{\mu_{Q_0}} \frac{d\mu'}{\mu'} \gamma_K(\alpha_s(\mu')), \quad (80)$$

and with the $O(\alpha_s)$ evolution kernels. If the evolution kernels are expressed through order $O(\alpha_s(\mu))$ and \bar{Q}_0 is held fixed, then the μ_{Q_0} and Q_0 evolution in Eq. (80) is exact – there is no $O(\alpha_s(\mu_{Q_0})^2)$ error term. A similar statement applies to the evolution in Eq. (78).

The full k_T -space parametrization follows from Fourier-Bessel transforming Eq. (80) into k_T space. Evolving requires the kernel $\gamma(\alpha_s(\mu); 1)$ in $\overline{\text{MS}}$ renormalization which is

$$\gamma(\alpha_s(\mu); 1) = \frac{3C_F\alpha_s(\mu)}{2\pi} + O(\alpha_s(\mu)^2). \quad (81)$$

Notice that, having fixed the parametrizations Eq. (78) and Eq. (80) at the input scale, it becomes almost trivial to evolve the structure functions like Eq. (43) to higher Q . This is the starting point for our implementation of phenomenological applications. Although this presentation adheres very closely to a TMD parton model picture, it has a somewhat different surface appearance relative to many typical CSS and related treatments as they are applied in high energy applications. However, the translation between the two ways of organizing TMD factorization is quite straightforward – see Appendix B for a review of the steps and for a set of formulas that translate the above organization of expressions into the familiar “ g -functions” of past implementations.

V. FITTING MODERATE Q DRELL-YAN MEASUREMENTS

In our first confrontation with data, we start by considering Drell-Yan scattering measurements at moderate hard scales. We focus on the E288 [13] and E605 [14] experiments and perform independent fits. In each case, we use `Minuit2` [38] to minimize the quantity

$$\chi^2 = \frac{(1 - N)^2}{\delta_N^2} + \sum_i \frac{(d_i - t_i/N)^2}{\sigma_i^2}, \quad (82)$$

where d_i, σ_i are the data points and their (uncorrelated) uncertainties, t_i is the corresponding theory calculation, and N is an overall normalization, a nuisance parameter, common to all the points in a given experiment. The first term is the usual penalty related to N (see for instance [39–41]), which depends on the normalization uncertainty δ_N reported in each experiment. For all of our fits, we will calculate cross sections in the TMD approximation, neglecting for now contributions of the so-called Y term. Thus, we will consistently impose the kinematical cut

$$q_T \leq 0.2 Q, \quad (83)$$

which is typical of TMD analyses. We focus our attention to the region away from the Υ resonances, so we exclude the data bins with $9 \text{ GeV} < Q < 11 \text{ GeV}$ for E288, and $9.5 \text{ GeV} < Q < 10.5 \text{ GeV}$ for E605.

Tables reporting the minimal values of our model parameters will be presented in the following sections, as well as the reduced χ^2

$$\chi_{\text{dof}}^2 = \chi^2 / (n - p - 1), \quad (84)$$

with n the number of fitted data points and p the number of free model parameters. The -1 in the denominator of Eq. (84) accounts for the estimation of the nuisance parameter N . We will refrain from displaying correlation matrices for the parameters, as they do not play a central role in our discussions. Instead, uncertainty bands in the Hessian approximation will be shown in comparisons to data (see, for instance, [42]). For this, we determine the p independent “directions” in parameter space that diagonalize the Hessian matrix to obtain p eigensets, and compute asymmetric errors as in Eqs. (10-12) of Ref. [43]. In all fits, we will have $p = 3$, corresponding to 3 eigensets. Furthermore, we choose $\Delta\chi^2 = 3.53$ which corresponds to a 1σ confidence region for varying 3 parameters, under the usual regularity conditions of Wilks’ theorem [44]. For the $\overline{\text{MS}}$ collinear pdfs, we use the NLO extraction `MMHT2014` of Ref. [45], accessible through `LHAPDF6` [43].

A. Fixed-target data sets

The E288 experiment [13] measures final-state muon pairs for the scattering of protons off a fixed heavy target. The relevant observable is the q_T -dependent cross section in Eq. (29), integrated over intervals of Q . Data were taken for three different values of the beam energy, $E_{\text{beam}} = 200, 300, 400 \text{ GeV}$. The experimental collaboration provides the following information regarding kinematic variables:

$$\begin{aligned} q_T : & \quad q_T^{\text{min}}, \quad q_T^{\text{max}}, \quad \langle q_T \rangle = \frac{1}{2} (q_T^{\text{min}} + q_T^{\text{max}}), \quad \Delta q_T = 0.2 \text{ GeV} \\ y_h : & \quad \langle y_h \rangle \quad (\text{for each } E_{\text{beam}}) \\ Q : & \quad Q_{\text{min}}, \quad Q_{\text{max}}. \end{aligned} \quad (85)$$

For this observable, we evaluate Eq. (29) at the experimental average values of the dimuon rapidity $\langle y_h \rangle$ and $\langle q_T \rangle$, and compute only the integral over Q^2

$$\mathcal{O}_{\text{E288}} = \frac{1}{\pi} \int dQ^2 \frac{d^3\sigma}{dq_T^2 dy_h dQ^2} \Bigg|_{\substack{y_h = \langle y_h \rangle \\ q_T = \langle q_T \rangle}}, \quad (86)$$

where the factor of $1/\pi$ comes from averaging over the azimuthal angle of the dimuon's momentum. The E605 [14] experiment performs the same measurement with only a few differences: i) $E_{\text{beam}} = 800 \text{ GeV}$, ii) large- Q bins are wider with improved statistics, iii) instead of $\langle y_h \rangle$, there is one bin in x_F

$$x_F : \quad x_{F\text{min}} = -0.1, \quad x_{F\text{max}} = 0.2, \quad \langle x_F \rangle = 0.1,$$

but otherwise, the same information as in Eq. (85) is provided. For the E605 experiment we compute

$$\mathcal{O}_{\text{E605}} = \frac{1}{\pi} \int dQ^2 \frac{d^3\sigma}{dq_T^2 dy_h dQ^2} \Bigg|_{\substack{y_h = \bar{y}_h \\ q_T = \langle q_T \rangle}}, \quad \text{with } \bar{y}_h = \text{arcsinh} \left(\frac{\sqrt{s} \sqrt{Q^2 + \langle q_T \rangle^2}}{2Q^2} \langle x_F \rangle \right). \quad (87)$$

For our purposes, it is sufficient to work within the approximations of Eq. (86) and Eq. (87). Future refinements will include the explicit calculation of over-the-bin averages by integrating numerically over each bin of $y_h(x_F)$ and q_T .

Both experiments provide the cross section per nucleon, so we have to consider this in our calculations. We use a simplified model of the relationship between nuclear and proton TMD pdfs for a target with atomic number Z and total nucleon number A

$$f_{i/t} = \frac{Z}{A} f_{i/p} + \frac{A-Z}{A} f_{i/n}, \quad (88)$$

where the neutron TMD $f_{i/n}$ is related to $f_{i/p}$ by isospin symmetry, as it is usually done (see for instance [46, 47]). The simple treatment of Eq. (88) is a useful point of departure for future refinements.

For both data sets we will start by using $Z = 29, A = 63$ for a copper target. Note, however, that the E288 experiment also uses a platinum target, but the proportion of different nuclei, or its effect on the observables, is not clear².

B. Gaussian fits

For the nonperturbative description of very small transverse momentum, we start with the Gaussian models of Eq. (62) and set the nonperturbative masses to

$$M_F \rightarrow M_0 + M_1 \log(1/x), \quad m_{i,p,A} = m_{i,p,B} = m_{i,p,L} = m_{g,p} = 0.3 \text{ GeV}, \quad (89)$$

where M_0, M_1 are two free parameters of the fit. Our choice of logarithmic dependence on x is typical of some early phenomenological analyses within the CSS formalism. (see, for instance, Ref. [48].) For the nonperturbative behavior of the CS kernel we use Eq. (72). There, we set the mass parameter to $m_K = 0.3 \text{ GeV}$ and fit only b_K . In total we have 3 free parameters and one additional nuisance normalization for each fit. In keeping with the recipe from Sect. VI of [1], we compute the $Q_0 = 4 \text{ GeV}$ input scale cross section using the functions from Eq. (50) and Eq. (70), with perturbative parts at $O(\alpha_s)$, and refrain from implementing the RG improvements of Sec. IV C until a later stage when we evolve to larger Q . Best-fit values of the parameters and χ^2 are reported in Table I. Comparisons to fitted data are presented in Fig. 3 and Fig. 4, where both central lines and uncertainty bands are shown. We have confirmed that switching from input to RG improved TMD pdfs is phenomenologically insignificant close to the input scale, by refitting the χ^2 including RG improvements. Differences in the minimal χ^2 is about 0.15% and parameter values are unaffected. We also checked that refitting with RG improvements, but increasing a in the scale transformation of Eq. (77) by a factor of 2, the effect on the minimal χ^2 appears only in the fourth digit. See also Fig. 8 of [1].

² One might consider different scenarios with either copper, platinum or both targets and perform tests as we propose here. However, for this article we assume a copper target.

	Gaussian fits	
	E288 (130 pts.)	E605 (52 pts.)
χ^2_{dof}	1.04	1.68
M_0 (GeV)	0.0576	0.404
M_1 (GeV)	0.403	0.290
b_K	2.12	0.744
$N(\text{nuisance})$	1.29	1.28

TABLE I: Minimal parameters obtained by fitting E288 and E605 data independently, using the models of Eq. (62) and Eq. (72). Parameters are correlated, but we do not show correlation matrices. Uncertainties are calculated by varying parameters along the “plus” and “minus” directions of the 3 eigensets in each case.

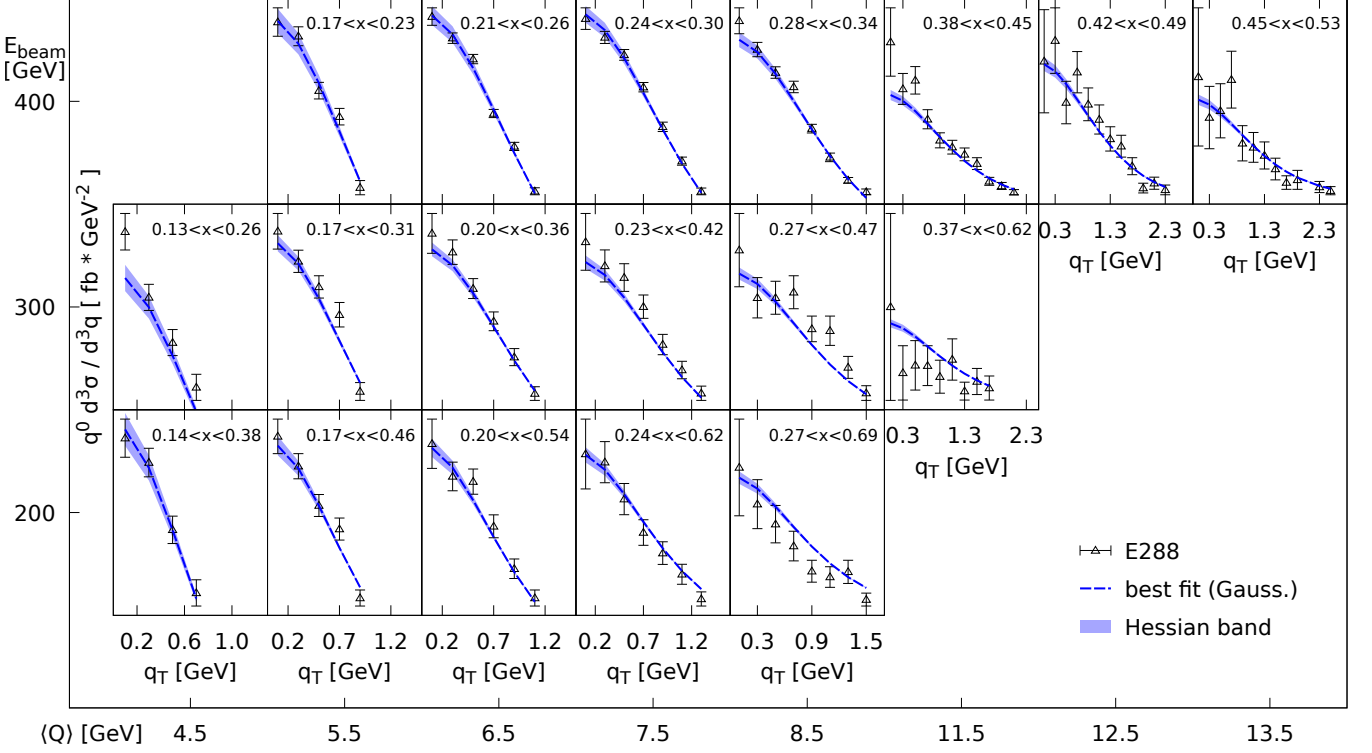


FIG. 3: Comparison of data from the E288 Drell-Yan experiment [13] to the best-fit central lines using the HSO approach with the Gaussian core model of Eq. (62). Vertical ranges are different for each panel, so tick marks are not shown. The vertical scale is adjusted in each plot for better visibility. The nonperturbative x -dependence is parametrized by setting $M_F \rightarrow M_0 + M_1 \log(1/x)$ where both M_0, M_1 are free fit parameters. We have fixed the small masses in Eq. (50) to $m_{i,p,A} = m_{i,p,B} = m_{i,p,L} = m_{g,p} = 0.3 \text{ GeV}$. The nonperturbative model for the large- b_T CS-kernel is that of Eq. (72), for which we fix $m_K = 0.3 \text{ GeV}$ and leave b_K free. The perturbative coefficients of Eqs. (34), (50) and (70) are calculated through $O(\alpha_s)$. Uncertainty bands are calculated with 3 eigensets and with $\Delta\chi^2 = 3.53$, as explained in the text. Both theory central lines and bands are multiplied by the corresponding minimal value for the nuisance parameter. For the central line this is $N = 1.29$.

C. Spectator model fit

We now turn to the model of Eq. (63) for the TMD pdf core function. In contrast to the Gaussian case, this model implies its own explicit x -dependence. In principle, Eq. (63) depends on 3 mass parameters, m_q, Λ and M_X . But to make a more direct comparison to the Gaussian case, i.e. by keeping the same number of parameters, we set the “quark” mass to $m_q = 0$, and leave Λ and M_X free in our fit. For the spectator model case, we present the fit for the E288 set only, since we find that the E605 data alone are not sufficient to constrain both the CS kernel and the TMD pdf. Apart from the use of the spectator model, all of our choices are the same as in the Gaussian case, namely, we use Eq. (72) for the CS kernel with fixed $m_K = 0.3 \text{ GeV}$ and with all other nonperturbative masses in Eq. (50) also set to $m = 0.3 \text{ GeV}$. Results are shown in Table II. We note that the minimal χ^2_{dof} is the same as in the Gaussian case to

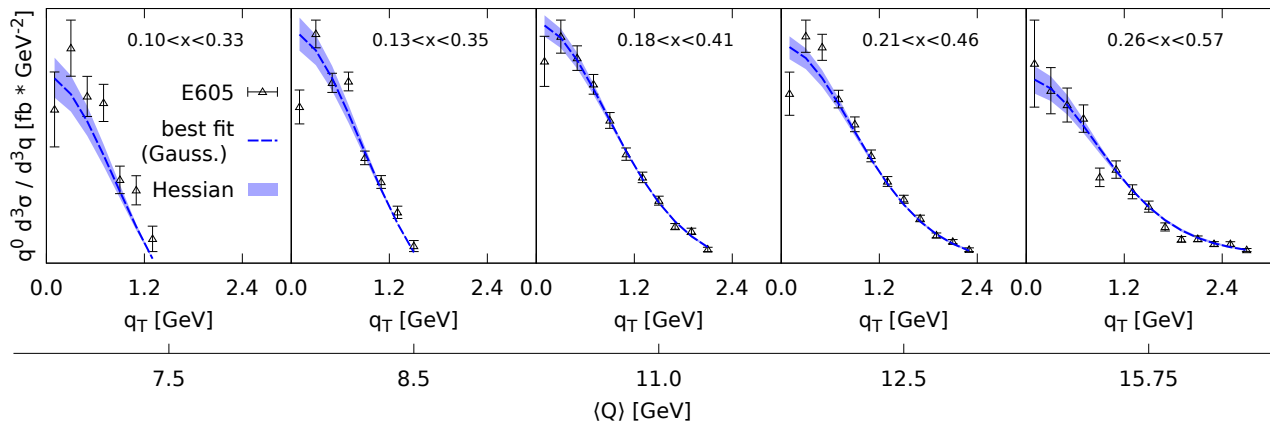


FIG. 4: Comparison of data from the E605 experiment [14] to best-fit central lines and hessian bands using the HSO approach with a Gaussian core model. Vertical ranges are different for each panel, so tick marks are not shown. The vertical scale is adjusted in each plot for better visibility. The model assumptions and calculation of bands are the same as in Fig. 3. Both theory central lines and bands are multiplied by the corresponding minimal value for the nuisance parameter. For the central line this is $N = 1.28$.

three significant figures. Although we do not show comparison to the fitted data, results are essentially identical as in the Gaussian case, Fig. 3. Finally, using the parameter values of Table II, we have checked that RG improvements are phenomenologically irrelevant, as for the Gaussian case. This time, the variation of the minimal χ^2 is about 0.26 %.

Spectator model fit	
E288 (130 pts.)	
χ^2_{dof}	1.04
Λ (GeV)	0.801
M_X (GeV)	0.438
b_K	1.90
$N(\text{nuisance})$	1.23

TABLE II: Minimal parameters obtained by fitting E288 data with the models of Eq. (63) and Eq. (72). Parameters are correlated, but we do not show correlation matrices. Uncertainties are calculated by varying parameters along the “plus” and “minus” directions of the 3 eigensets.

D. Results for TMD pdfs

The behavior of the TMD pdfs determined by our fit to E288 experimental data are shown in Fig. 5. Here we only show results from the Gaussian model Eq. (62) and postpone comparisons to the spectator model until Sec. VIII. The use of the HSO approach has guaranteed that the TMD pdf of Eq. (50) (without RG improvements) asymptotes to the perturbative tail in Eq. (47) at the input scale. This feature is preserved after implementing the RG improvements of Eq. (78), as seen in the different panels of Fig. 5 (blue lines). Upon evolution to larger scales, such agreement is improved for smaller values of x (top panels), as evidenced by the general trend of the TMD lines when compared to the perturbative tail (dot-dashed lines) and, in particular, the relative position of their nodes. Recall that the perturbative tails are determined entirely within collinear factorization for $k_T^2 \approx Q^2$, while the full TMD pdfs involve evolution from the input scale, and as such the effects of the CS kernel play a role in their profile. Therefore, the observed agreement after evolution is not trivial. Note that for $Q = 91$ GeV, in the top panels of Fig. 5, the solid lines closely trace the behavior of the tail. At larger values of x (bottom panels), differences between the TMD pdfs and the perturbative tail are more visible, although still in reasonable agreement. Improvements to the parametrization are certainly possible, e.g. by carefully tuning the parameter a in the scale transformation of Eq. (77) or by including higher orders in α_s , but we leave this for upcoming work. We stress that keeping track of how closely the extracted TMD merges with the large- k_T region is an important step in phenomenology. For instance, it can assist in preventing the parametrizations from becoming excessively flexible.

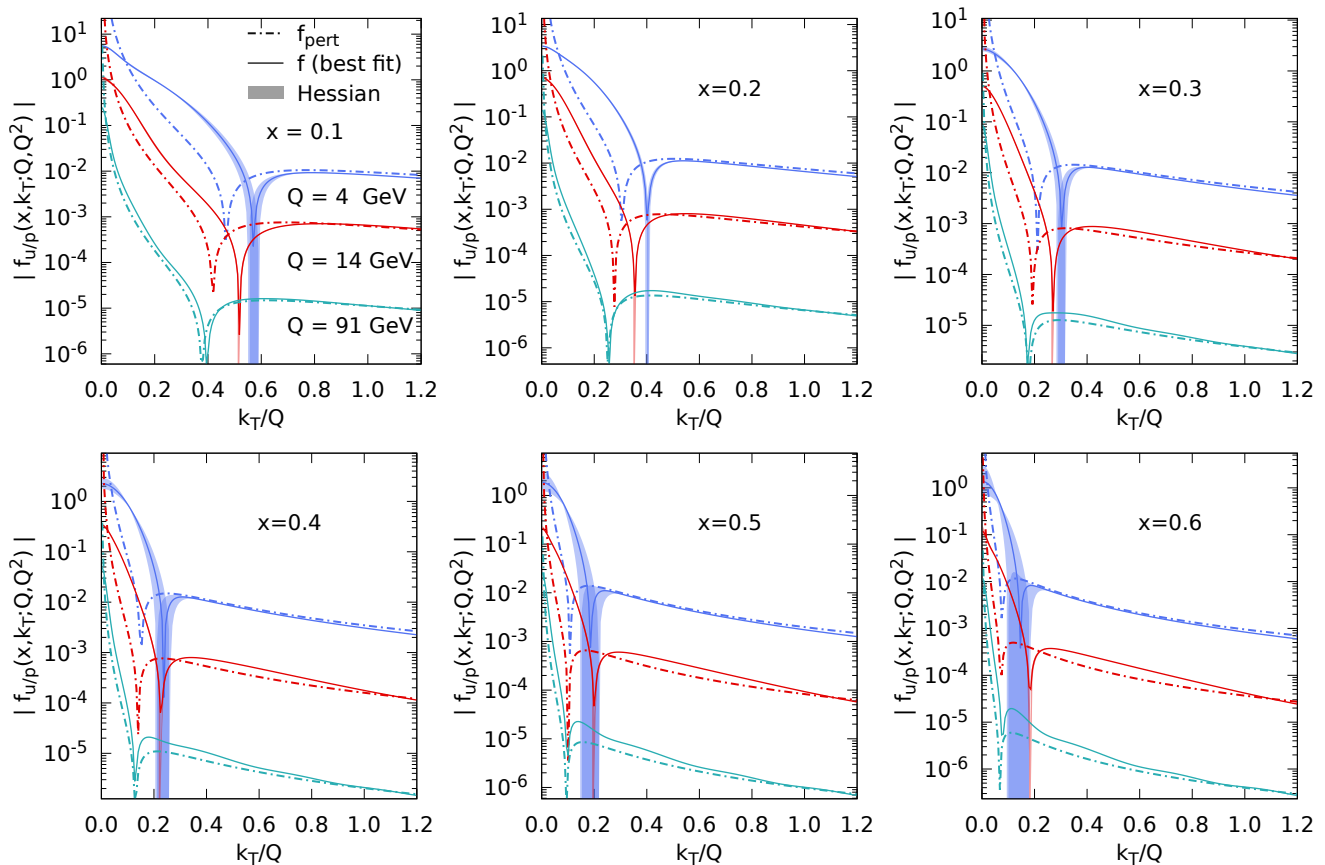


FIG. 5: TMD pdfs obtained from fitting E288 data, with the Gaussian model of Eq. (62), including RG improvements of Eq. (78). The panels show values of x in the region of the data sets. We show central values (solid lines) and Hessian uncertainty bands, as described in Sec. V, for three different values of the hard scale, $Q = Q_0 = 4$ GeV (blue), $Q = 14$ GeV (red), and $Q = 91$ GeV (green). The TMD pdfs are compared to the perturbative tail of Eq. (47) (dot-dash lines).

VI. TESTING PREDICTIONS AT LARGER Q

Finally, we test the predictive power of the fits in the previous section. The steps are i) to extract the nonperturbative behavior of TMD pdfs and the CS kernel at the moderate energies above where sensitivity to nonperturbative effects is large (this step was completed in the previous section) and then ii) to evolve these extracted TMDs to higher energies and compare (postdict) higher energy data from the D0 and CDF experiments. This will test whether our assumptions about the initial input parametrizations reasonably postdict experimental observations without any prior consideration of the final predicted data. In addition, by considering two different sources of moderate Q data, one may examine how accurately and precisely the input assumptions postdict higher energy data *independently* of the initially fitted data. Our goal with this section is to illustrate how the predictive power of TMD factorization is brought to the surface within the HSO approach to phenomenological implementations. It is a somewhat different philosophy from many traditional global fitting frameworks, where there is generally no analogous postdiction stage. Note that statistical techniques such as cross-validation usually treat all data in the same footing, while the above emphasizes the special role of observables at low-to-moderate scales.

Specifically, we compute theory curves for $Z^0 \rightarrow e^+e^-$ observables measured by the CDF I [49] and D0 I [50] collaborations. In order to evolve to larger Q , close to the Z^0 boson mass, we implement RG improvements as discussed in Sec. IV C, following the recipe from Sect. VI of [1]. For the scale transformation of Eq. (77), we set a value of $a = Q_0 = 4$ GeV. Both the CDF and D0 data sets are singly differential in q_T , so one must integrate over the kinematically allowed range of y_h . This region maps values of x as small as 10^{-3} . Since the fixed-target data used in our fits only cover the region down to $x \approx 0.1$, in computing high energy observables we must extrapolate our TMD pdf model into unconstrained x -kinematics. In the case of the Gaussian fits, we note that for $x \approx 10^{-3}$, best fit values for M_0 and M_1 imply values for the Gaussian mass $M_F \approx 3$ GeV. This would result in a bad agreement between the TMD pdf and its perturbative tail, close to the input scale $Q_0 = 4$ GeV. To prevent this, we require

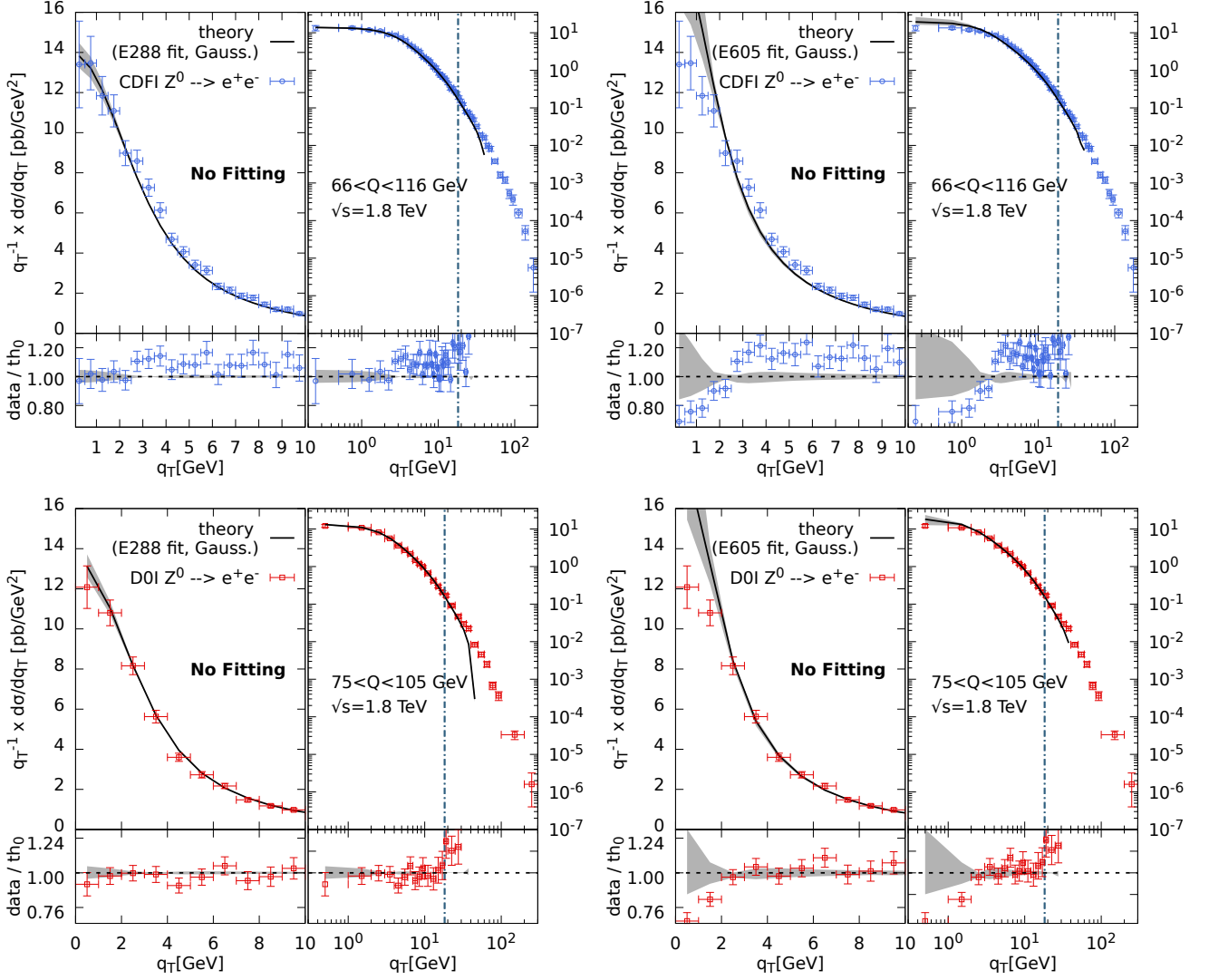


FIG. 6: Testing the fits to E288 (left panels) and E605 (right panels) data. The models of nonperturbative transverse momentum dependence, at an input scale $Q_0 = 4$ GeV, are obtained by replacing the expressions in Eq. (62) and Eq. (72) into Eq. (50) and Eq. (70), respectively. After RG improvements, the cross section is calculated at scales around the Z_0 -boson mass and compared to CDF I (top panels) and D0 I (bottom panels). Data errors do not include overall normalization uncertainty. In each panel, the bottom of the plot shows the data and theory bands scaled by the central theory line. The vertical dot-dashed line indicates the value $q_T = 0.2M_Z$.

that M_F remains smaller than a typical nonperturbative mass, which we take to be the mass of the proton. Thus we require that $M_F < M_p$ in the x -extrapolation region. This theory-motivated choice is one of the assumptions to be tested in our comparisons to CDF and D0 data. For the case of the spectator model, we keep the mass parameters constant in x .

In Fig. 6, we compare the calculation obtained from the Gaussian E288 (left panels) and E605 (right panels) fits to the CDF I (blue points) and D0 I (red points) sets. Despite the overlapping kinematics, Fig. 6 suggests that calculations using extractions from E288 better predict the Z^0 -production data than extractions from E605, although in both cases the descriptions are qualitatively reasonable in the region $3 \text{ GeV} < q_T < 18 \text{ GeV}$. Note that the overall trend of the data-theory ratios is consistent over a wider range of q_T for the E288 fit (left panels), within an overall normalization error of $\sim 10\%$ for CDF I data. We achieve a specially good prediction of the D0 I data with the E288 fit. In all cases, agreement between theory and data sharply deteriorates around $q_T \approx 18 \text{ GeV}$, consistently with the q_T cut in Eq. (83). It is perhaps more interesting to compare how different models perform at predicting Z^0 -production data by comparing how the two different types of core parametrizations, Gaussian and spectator, considered in Sec. IV A 2 perform. We use the E288 data to constrain the model parameters and compare with the

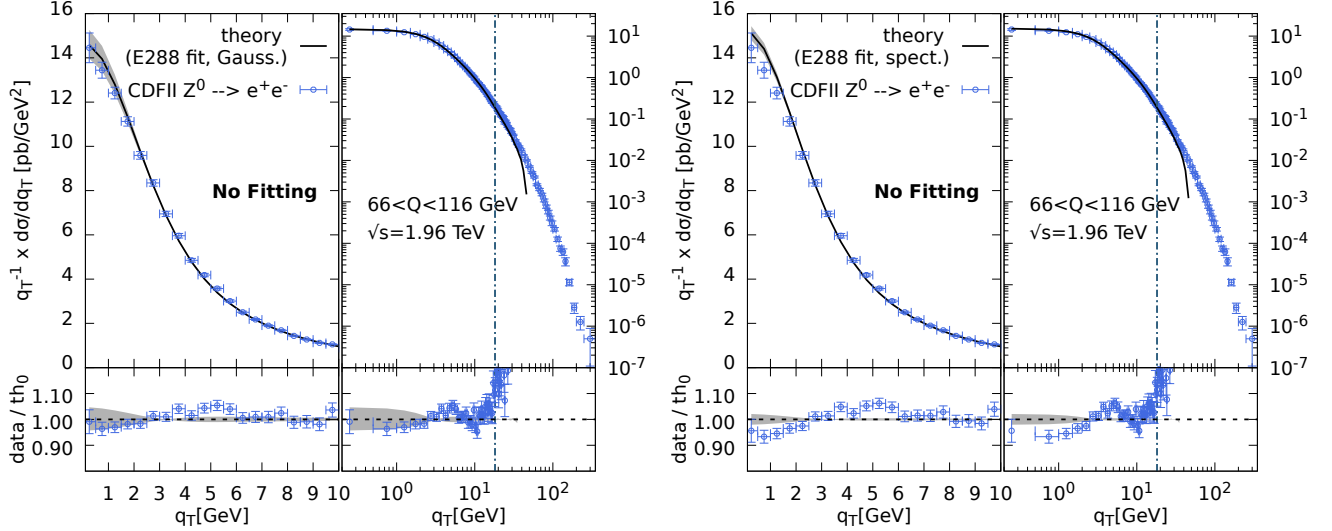


FIG. 7: Comparison between fits using different models for the core function in Eq. (50). In each case, we fit only the E288 set. Settings for the evolution of the TMD pdfs are the same as in Fig. 6. Theory calculations are compared now to the CDF II data set. Systematic errors of the data are not shown. The vertical dot-dashed line indicates the value $q_T = 0.2M_Z$. Left: Gaussian core function of Eq. (62). Right: Spectator model of Eq. (63).

CDF II measurements [51]. In Fig. 7, we compare how both models perform after evolution to scales $Q \approx M_Z$. Despite significant qualitative differences in the functional forms of the core functions, both the Gaussian (left panel) and spectator (right panel) models seem to be consistent with the CDF II data to a similar extent, as seen in the top panels. After evolution to high Q , only the rough shape and order of magnitude, and not the details, of the nonperturbative modeling remain distinguishable. Thus, any reasonable description of the low-to-moderate scale data gives results similar those in Fig. 7, provided that fitted data constrains both the TMD pdf and the CS kernel sufficiently well.

One may indeed attempt to discriminate between models by quantifying the agreement of their postdiction, but this involves careful treatment of *all* uncertainties, which is beyond the scope of this work. It is, however, instructive to consider a situation when this is done. Suppose we take as an indication the data/theory ratios in the bottom panels of Fig. 7. They suggest that the Gaussian form performs better than the spectator model, so on the basis of the postdiction we would have been able to decide which extraction is more acceptable. Recall the values of the minimal χ^2 for each fit were the same, and then it was not clear from the fit alone which version should be preferred.

Contrast this with a more typical way of proceeding. Consider a case in which both the E288 and CDF II data are fitted simultaneously, using the spectator model. In order to improve the description of the CDF II data, model parameters would be adjusted. But variations that are significant at large scales are in fact much more prominent at lower scales. Then, a better fit to CDF II would result in a poorer description of E288.

In a typical global fitting strategy, one would increase the number of parameters in models of nonperturbative behavior until the desired agreement is achieved. But this may result in overfitting in the moderate-scale data, E288 in our example. While such a strategy might engineer better agreement with the large-scale data, it discards the constraints from moderate-scale fits where the main sensitivity to nonperturbative transverse momentum resides. The cost is that the predictive power of nonperturbative transverse momentum is largely lost. This type of problem worsens as one considers more data sets, especially when the only focus is to reduce the minimal global χ^2 . Note that in the two models that we tested the number of parameters is always $p = 3$, both with a minimal value of $\chi_{\text{dof}}^2 = 1.04$, and this implies that no additional flexibility is necessary for describing the E288 measurement.

VII. THE g_K FUNCTION AND THE NONPERTURBATIVE CS KERNEL

In this section we perform a further consistency check by translating our parametrization of the CS kernel into the conventional one that uses a g_K function and a b_{\max} (see Appendix B). To order $O(\alpha_s)$ the CS kernel parametrization is

$$\tilde{K}(b_T; \mu_{Q_0}) = \frac{2\alpha_s(\mu_{Q_0})C_F}{\pi} \left[K_0(b_T m_K) + \ln\left(\frac{m_K}{\mu_{Q_0}}\right) \right] - \int_{\mu_{Q_0}}^{\mu_{Q_0}} \frac{d\mu'}{\mu'} \frac{2C_F\alpha_s(\mu')}{\pi} - b_k \left(1 - e^{-m_k^2 b_T^2}\right). \quad (90)$$

(Although it is straightforward to extend Eq. (90) to $O(\alpha_s^2)$ using the expressions in Sec. IV B and Eq. (80), we leave an implementation of this to future work.) The “nonperturbative” contribution³ to the CS kernel that is traditionally expressed as a “ g_K ” function is defined (see Appendix B) as

$$g_K(b_T; b_{\max}) = \tilde{K}(b_*(b_T); \mu_{Q_0}) - \tilde{K}(b_T; \mu_{Q_0}). \quad (91)$$

While making a transformation to a g_K function is unnecessary in the HSO approach, doing so helps for comparing with earlier treatments that are organized around g -functions. For a given parametrization of $\tilde{K}(b_T; \mu_{Q_0})$ and choice of b_{\max} , substituting Eq. (90) into Eq. (91) uniquely determines the g_K function, which may be compared with the g_K parametrizations obtained from other treatments.

In the context of this paper, the g_K parametrizations extracted in [52, 53] are ideal because they use predominantly the same data sets that we have used in our analysis (although Refs. [52, 53] are of course much more thorough global analyses). Figure 8 shows a comparison between the g_K parametrization obtained from our fits of Eq. (90) and those obtained in [52, 53], which we refer to as the BLNY and KN fits respectively. They are

$$\begin{aligned} g_K^{\text{BLNY}} &= \frac{g_2}{2} b_T^2, & g_2 &= 0.68_{-0.02}^{+0.01} \text{ GeV}^2, & (b_{\max} &= 0.5 \text{ GeV}^{-1}), \\ g_K^{\text{KN}} &= \frac{a_2}{2} b_T^2, & a_2 &= (0.184 \pm 0.018) \text{ GeV}^2, & (b_{\max} &= 1.5 \text{ GeV}^{-1}). \end{aligned} \quad (92)$$

The graphs show reassuring qualitative agreement between the three extractions, at least for $b_T \lesssim b_{\max}$. There are significant differences only in the very large b_T regions, mostly beyond the primary range of sensitivity for the regions of Q that we consider here.

To make the comparison slightly more quantitative, we consider that the important region of b_T for fitting at moderate-to-large Q is around $b_T \lesssim b_{\max}$. There, powers of b_T are not so small as to be entirely negligible, but not so large that the contributions from g_K are completely suppressed by evolution. For that limited range of b_T , we should therefore expect a power law expansion in b_T^2/b_{\max}^2 to provide a reasonable approximation of the effect of the full g_K parametrization. Thus, we take

$$g_K(b_T; b_{\max}) \approx \frac{1}{2} c(b_{\max}) b_T^2, \quad (93)$$

with $c(b_{\max})$ to be a parameter that we may estimate from our full g_K parametrization. For a very crude estimate of c , we take few points around $b_T = b_{\max}$ within a radius of $\Delta b_T = 0.4 \text{ GeV}^{-1}$ and fit with a parabola. We find

$$c(b_{\max} = 0.5 \text{ GeV}^{-1}) \approx 0.68 \text{ GeV}^2 \quad \text{and} \quad c(b_{\max} = 1.5 \text{ GeV}^{-1}) \approx 0.22 \text{ GeV}^2, \quad (94)$$

which compare well with the values in Eq. (92) and confirms the qualitative agreement visually observable from 8. The recovery of general features of early applications of the CSS formalism serves as an overall sanity check for our present approach.

Going beyond this cursory check will require a more thorough analysis than we are able to accommodate in this paper, and will involve more recent and complex model parametrizations of g_K . For now, we remark that preliminary attempts to compare with the extraction by the MAP22 [54] collaboration shows only a rather weak agreement with their parametrization at very small $b_T \lesssim 0.15 \text{ GeV}^{-1}$. Even worse agreement is found with that of the MSVZ23 collaboration [47]. We leave a full exploration of this to future work.

³ Note the scare quotes on “nonperturbative.” This is because $g_K(b_T; b_{\max})$ has perturbatively calculable contributions, particularly at small b_T .

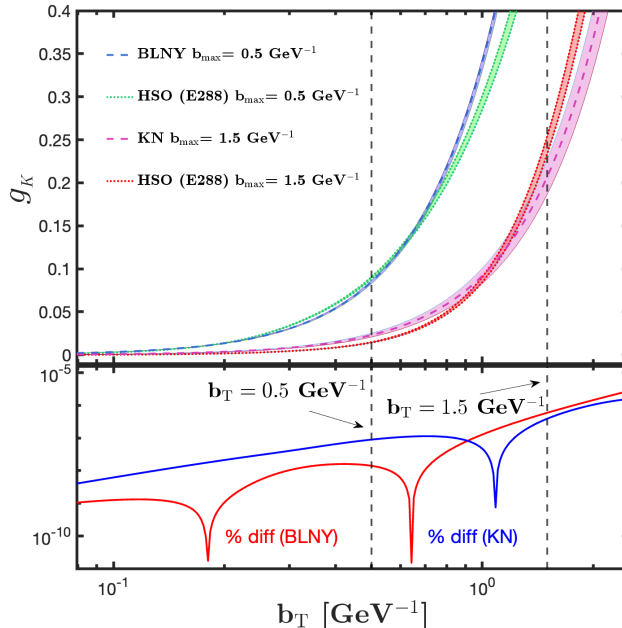


FIG. 8: Comparison between the g_K functions obtained by BLNY [52] (dashed blue) and KN [53] (dashed magenta) with the HSO version at $b_{\max} = 0.5 \text{ GeV}^{-1}$ (dotted green) and at $b_{\max} = 1.5 \text{ GeV}^{-1}$ (dotted red), as defined in Eqs. (90)–(91). For BLNY and KN, the shaded areas correspond to the envelope obtained from the parameter errors reported in [52, 53]. The bands for the HSO functions are calculated as described in Sec. V. The two vertical dashed lines indicate the values of b_{\max} chosen by BLNY and KN. Both parametrizations eventually depart from g_K^{HSO} since the HSO parametrization levels off to a constant at very large b_T . This is shown in the increasing percentage difference defined as $2|g_K^{\text{HSO}} - g_K^{\text{BLNY/KN}}|/(g_K^{\text{HSO}} + g_K^{\text{BLNY/KN}})$ (solid red/solid blue) curves in the lower subplot. All lines in the lower panels are obtained using central values.

VIII. COMPARISON WITH OTHER RECENT TREATMENTS

Next we compare the phenomenological approach above with other recent work that purports to isolate nonperturbative transverse momentum dependence in TMD factorization.

For example, the main theoretical assertions put forward in work by the JAM collaboration in Ref. [55] rests upon the claim that the extracted TMD pdfs are mostly governed by the nonperturbative or intrinsic transverse momentum contributions and, conversely, that there is negligible sensitivity to the behavior of collinear pdfs and ffs. The role this plays in their physical interpretation is made explicit on page 4 of the article: “Importantly, we have checked that the differences between the proton and pion $\langle b_T | x \rangle$ are completely due to the nonperturbative TMD structure, independent of the collinear PDFs.” Equation (3) of Ref. [55] is meant to be the TMD pdf parametrization after evolution is applied, after application of an OPE in the small- b_T region is performed, and after the neglect of $O(b_{\max}\Lambda_{\text{QCD}})$ errors. In other words, it is a version of Eq. (B15) from Appendix B. Now recall that at large transverse momentum, $k_T \approx Q$, the TMD pdf involves one and only one hard scale, and collinear factorization gives schematically (in JAM notation)

$$\tilde{f}_{q/N(A)}(x, b_T \approx 1/Q; \mu_Q, Q^2) \approx f_{q/N(A)}(x; Q), \quad (95)$$

with errors that are subleading in α_s and powers of $1/Q$. Or, in transverse momentum space

$$f_{q/N(A)}(x, k_T \approx Q; \mu_Q, Q^2) \approx \frac{1}{k_T^2} \sum \mathcal{C}(\ln(Q/k_T)) \otimes f_{q/N(A)}(x; Q), \quad (96)$$

where $\mathcal{C}(\ln(Q/k_T))$ is a hard coefficient that can only depend logarithmically on Q/k_T . Likewise, the nonperturbative TMD parametrization must satisfy Eqs. (44)–(45)

$$\pi \int_0^{Q^2} dk_T^2 f_{q/N(A)}(x, k_T; \mu_Q, Q^2) \approx f_{q/N(A)}(x; \mu). \quad (97)$$

Reference [55] does not enforce the consistency constraints of Eqs. (95)–(97), and as a result the fitting at moderate scales is mostly controlled by the nonperturbative parts of [55, Eq.(3)], even in regions of transverse momentum where that is no longer reasonable. Thus, the potential sensitivity to collinear factorization is discarded by construction in that treatment, though that is obscured by the surface appearance of collinear pdfs in the fitting formula. The apparent lack of sensitivity to collinear factorization in the fits does not necessarily imply that collinear pdfs do not contribute. Rather, it likely means that the fitting of parameters for intrinsic nonperturbative transverse momentum dependence has been extended into regions where it is no longer reasonable. In other words, with the methods of Ref. [55] it is not possible to assess whether the collinear pdfs and collinear factorization are or are not relevant with a reasonable degree of accuracy. Therefore, the claimed physical interpretation put forward in [55] is misleading. In [55], a lack of sensitivity to collinear pdfs is interpreted to indicate dominance by nonperturbative transverse momentum structures. However, sensitivity to collinear pdfs should be large when nonperturbative transverse momentum structures dominate. It is simplest to see this in the case of a superrenormalizable theory rather than QCD. Then the equation

$$f(x) = \pi \int_0^\infty dk_T^2 f(x, k_T) \quad (98)$$

would be completely exact. There would be no ultraviolet divergent contribution and all transverse momentum would be intrinsic. Then it would be a paradox to change $f(x)$ and find no change at all in $f(x, k_T)$ because one cannot change the outcome of a definite integral without making some change to the integrand. To find such behavior in a parametrization would indicate the presence of an inconsistency in the implementation, not confirmation that everything is intrinsic. The same basic issue applies in QCD, but it is less obvious because of the presence of divergences and the need for cutoffs.

Notice that, because of Eq. (97), the specific type of collinear pdf parametrizations used in fits affect even (or especially) the $k_T \approx 0$ region, not simply the tail at large transverse momentum. That connection must be preserved explicitly in the parametrization when the goal is to identify the separation between perturbative and nonperturbative transverse momentum dependence. One way to demonstrate this is to fix nonperturbative TMD parameters and observe the effect of changing only the collinear pdfs. As an example, we consider two cases in which the collinear functions are different enough so that they visibly modify the large- k_T behaviour of the TMDs and show how this also affects their behavior in the small- k_T region. To make the plots, we use the LHAPDF members $m = 41$ and $m = 42$ of the MMHT2014 set as a proxy. In each case, we compute the TMD pdf of Eq. (50) for strange quarks in a proton, using the results of our Gaussian fit to E288 data. In Fig. 9 we show the two resulting TMD pdfs at the input scale $Q_0 = 4$ GeV and $x = 0.1$. Because of Eq. (97), modifying the strange quark collinear pdf affects the strange quark TMD pdf by a significant amount, even at small k_T . If one tunes the parameters of the nonperturbative transverse momentum dependence to bring the pink and blue curves into agreement at $k_T \approx 0$, the effect unavoidably propagates to the large transverse momentum tails. Therefore, when a particular fit achieves agreement at large transverse momentum but without imposing Eq. (97), it is as likely that it is *because of* the fitting at small k_T rather than *independent of* the fitting at small k_T .

We next compare with another recent extraction of TMD pdfs in global fitting, the MAP22 NNLL analysis in Ref. [54]. Figure 10 shows the TMD pdfs obtained using the Gaussian and the spectator nonperturbative models within the HSO approach of this paper (solid and dashed purple lines), the perturbative tail (dot-dashed purple line), and the MAP22 result (dot-dot-dashed black line)⁴. Lines are for $x = 0.1$ and six different scales from 4 GeV to 91 GeV. Since one of our purposes is to compare differences in the large transverse momentum k_T -tails, we have multiplied the TMD pdfs by k_T^2 to amplify the large- k_T region.⁵ At an input scale of $Q = Q_0 = 4$ GeV, the upper left plot in Fig. 10 shows that both the HSO Gaussian and spectator core models merge relatively quickly with the perturbative tail at moderate values of k_T/Q . By contrast, the MAP22 line exhibits a significant enhancement in this region, suggesting that the nonperturbative model in Ref. [54] has a large effect in regions where the expectation is that transverse momentum should have a largely perturbative nature. This aspect of the MAP22 analysis also affects the shape of the evolved lines. At $Q = 14$ GeV, the MAP22 extraction retains its bimodal shape at small transverse momentum, so that its treatment of nonperturbative behavior (choices of model, b_{\min} , b_{\max} , etc.) seems to strongly determine the TMD pdf profile. By contrast, the central lines of the HSO (Gaussian and spectator core models) calculations at this same scale merge and closely agree at all ranges of k_T/Q . Although the precise value of Q where this should happen is not obvious, the expectation is that perturbative effects slowly dominate as Q is evolved upwards until sensitivity to nonperturbative input parameters becomes very weak. Thus, the MAP22 curve in the

⁴ MAP22 result are obtained with `NangaParbat`: <https://github.com/MapCollaboration/NangaParbat>

⁵ Using a logarithmic axis would more effectively magnify the tail, but we also wish to keep differences at moderate k_T/Q visible. Weighting by k_T^2 is sufficient to do both.

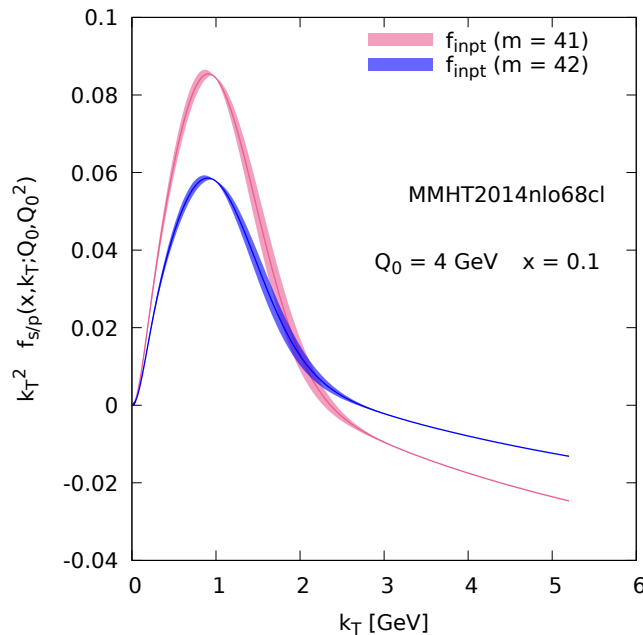


FIG. 9: The TMD pdf for the strange quark in a proton at the input scale $Q_0 = 4$ GeV and $x = 0.1$, computed according to Eq. (50) using the results of our Gaussian fit to E288 data and the MMHT2014 set of collinear pdfs [45]. The pink and blue lines correspond to LHAPDF members 41 and 42 respectively. This plot clearly shows that changing the collinear pdf significantly affects the corresponding TMD even at very small k_T .

bottom-central panel of Fig. 10 is another symptom that nonperturbative effects are leaking into the perturbative region.

Although the overall size of our up quark TMDs is, on average, similar to that obtained by MAP22, it is evident that the latter, which exploits a parametrization with a very large number of free parameters, has a very different shape: it results in a multimodal distribution, with a very slow convergence to the perturbative tail at large k_T , even accounting for oscillations at large k_T/Q , due to artifacts of the numerical integration routines⁶. As mentioned in Sec. I, the analysis of [54] aims at fitting the largest possible amount of data, thus requiring the use of a very flexible TMD parametrization. This excessive plasticity can cause a significant intrusion of the nonperturbative model in the kinematical region where the behaviour of the TMD should be dominated by perturbative physics, and lead to an inherent difficulty in the interpretation of the final results of the phenomenological analysis.

The examples extend to treatments of spin-dependent observables. For instance, the phenomenological analysis of transverse single spin asymmetries from the JAM collaboration in Ref. [8] is accompanied by the strong interpretation that it “indicates single transverse-spin asymmetries in high-energy collisions have a common origin.” In support of this claim, Ref. [8] uses a hybrid of rather different theoretical formalisms, approximations, and simplifying assumptions in the calculations they use for their phenomenological analysis, with TMD factorization appearing as only one component. The range of Q is large, extending as low as $Q \approx 1.4$ GeV, near the boundary where factorization starts to be questionable, and as high as 80 GeV, so that at least some nontrivial effects from evolution might be expected. The fits appear reasonable by the standards of χ^2 minimization, but it is unclear how sensitive this outcome is to the underlying theoretical hypotheses and assumptions that they purport to test. Therefore, the claims of predictive power given there are difficult to assess. Notably, however, the fits in Ref. [8] fail significantly at predicting much of both the isolated and full pion data in subsequent measurements from the STAR collaboration [56].

The approach we have discussed in this paper extends naturally to spin dependent observables like those considered in Ref. [8] while providing a much more systematic way to frame and assess claims of predictive power.

⁶ As explained in private communication with members of the MAP collaboration.

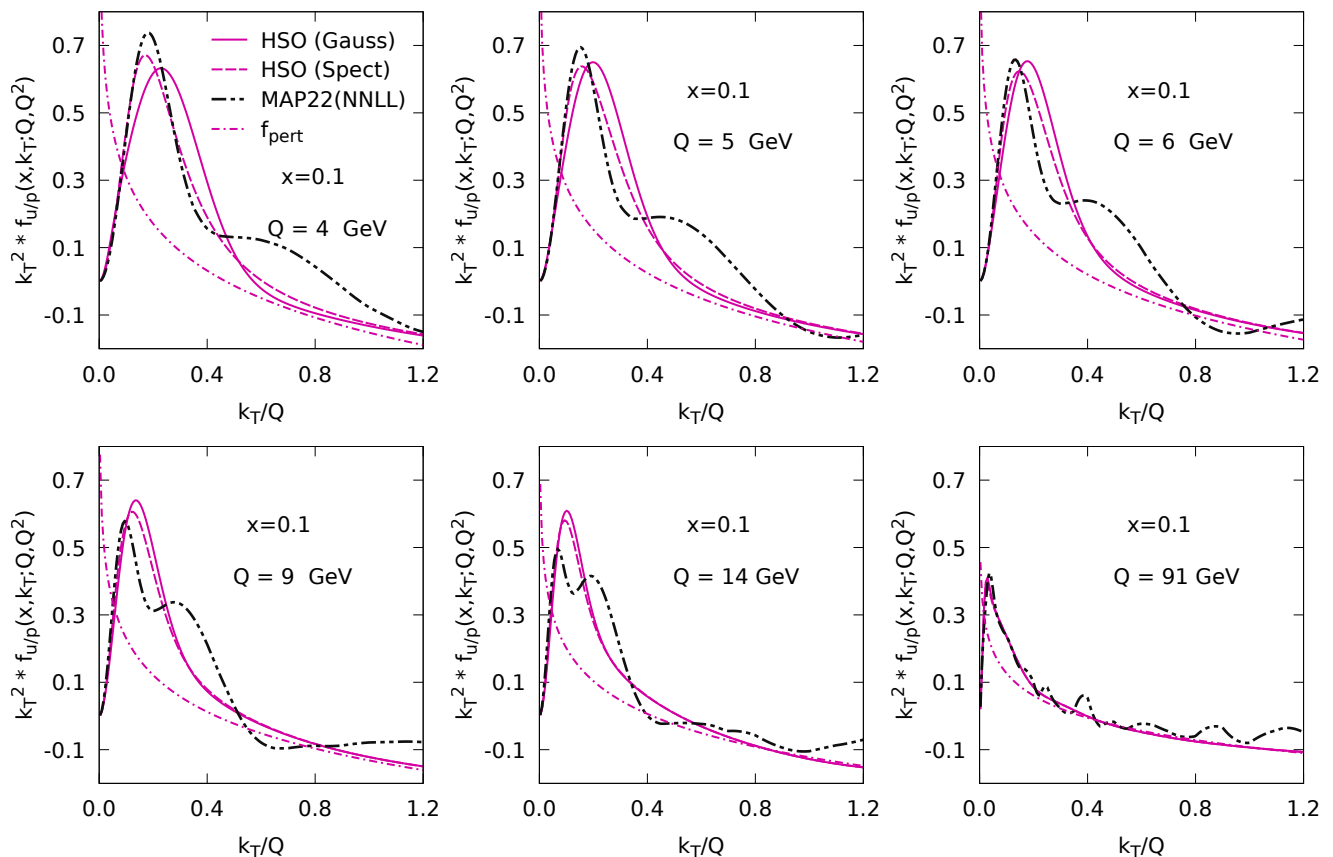


FIG. 10: The up-flavor TMD pdfs obtained within the HSO approach from this paper compared those of the MAP22 collaboration, at $x = 0.1$ and six different values of Q , as indicated in the legend inside each panel. The solid and dashed purple lines are the HSO parametrization of $k_T^2 f_{u/p}(x, k_T; Q, Q^2)$, as obtained by using the Gaussian and the spectator nonperturbative models, while the dashed-dotted purple lines represent the corresponding perturbative (large k_T) behaviour. Black lines represent the NNLL MAP22 [54] results and were produced with `NangaParbat`.

IX. CONCLUSIONS

We have presented a first practical implementation of the steps for TMD phenomenology that were formulated and discussed more abstractly in Refs. [1, 2]. The primary focus of this “HSO” approach, as reviewed in the introduction, is to isolate and identify the non-perturbative input parametrizations needed to fully characterize the fundamental operator matrix elements in a TMD factorization framework, and in such a way as to allow for testable or falsifiable predictions for future measurements. We exhibited predictive power by first constraining model parameters in a class of Drell-Yan measurements at moderate Q , and then evolving upwards in Q to postdict reasonable agreement with measurements of Z^0 boson production. While doing this, we emphasized the modular nature of the nonperturbative input in the HSO approach, by swapping Gaussian and spectator model descriptions of the very small transverse momentum behavior. Our hope is that this feature of the HSO approach will open the way for a more direct incorporation of specific theoretical treatments of nonperturbative transverse momentum dependent structures in the future. Our examples illustrate how the sensitivity to some features of nonperturbative structure varies with Q and x .

An extraction of the nonperturbative function that is normally called g_K in earlier literature is shown in Eqs. (90)–(91). The g_K function is very strongly universal, and thus its measurement leads to important predictions. The same function arises in a wide range of rather different types of observables, including SIDIS [54, 57, 58] and inclusive e^+e^- annihilation into back-to-back hadrons [59] or into one single hadron [60–63], therefore finding agreement across all such processes constitutes an exciting and highly nontrivial test of the TMD factorization’s potential for describing properties of the QCD vacuum and relating it to concrete physical observables. Implementations over a wider range of processes and with the full $O(\alpha_s^2)$ expression are still needed, but we are reassured that the treatment in this paper finds good qualitative agreement with earlier pioneering extractions of g_K .

We emphasize again that there is no difference between the theoretical underpinnings of the standard TMD factorization based on the CSS formalism and its extensions and the HSO style of working that we advocate in this paper. The differences lie only in the steps for implementing the formalism phenomenologically. As such, it is straightforward to translate between our steps and those of more typical TMD/CSS implementations, and some of the details for doing this are reviewed in Appendix B. However, there are major differences in philosophy between our approach and others, and we have argued that these can have significant practical consequences. For further commentary on the differences, we refer the reader to [1] and to a discussion of logarithmic power counting in Appendix C.

Observing more detailed features of nonperturbative structures will require more comprehensive fitting than what we have done in this paper. Especially important are SIDIS measurements like those at Jefferson Lab, since they are expected to have greater sensitivity to nonperturbative behavior (see for example Ref. [64], Sect. 5.1, and references therein). However, we have also pointed out the subtle nuances involved in the interpretation of the results produced by direct fitting, and we have emphasized the dangers of overfitting. We have argued that the most effective way to test the theoretical understanding of nonperturbative structures lies with their predictive power, and for this a careful and discriminating selection of measurements is sometimes more important than the total quantity of data included in a global fit.

In our plans, the next step is the extension of our HSO analysis to data covering larger values of Q . Evolving to even higher scales would entail considering kinematic regions involving much smaller values of x , for which no experimental data at low-to-moderate values of Q are available, leaving a lack of information on the non-perturbative behavior of the TMD at low k_T . A phenomenological analysis of LHC data, for example, would possibly require some non-trivial modifications of the parametric form of the core function to correctly reproduce the small- x region, for which no Drell-Yan measurements are available at low or moderate Q .

Over a longer time scale, we will broaden the range of processes included at the fitting stage, and to employ a more diverse and sophisticated set of nonperturbative calculations and model assumptions in the treatment of nonperturbative structures. Beyond including unpolarized e^+e^- -annihilation processes and SIDIS, it will be straightforward to apply the HSO methodology to spin dependent observables. A major aim is to produce a set of predictions for the EIC whose success or failure can readily be assessed and interpreted in ways that concretely refine the understanding of deeper theoretical underpinnings of QCD processes.

Another issue still to be addressed in future work is the continuing difficulty, at moderate values of Q , in describing data for large q_T tails without allowing nonperturbative transverse momentum effects to migrate into unsettlingly large regions of q_T . We end this paper with some speculations about how this might be confronted in future work that takes the HSO approach. Traditionally, extractions of collinear pdfs have been the implicit anchor around which phenomenological extractions of other nonperturbative objects (like nonperturbative TMD effects) were organized. From that perspective, a consistent TMD extraction is one that reproduces known collinear extractions at large q_T . We suggest that inverting this view may eventually be necessary for making progress going forward. That is, extractions and parametrizations of the TMD pdfs should be taken as the primary objects, with collinear pdf extractions adjusted to conform to TMD expectations rather than vice-versa. Indeed, the latter perspective is more faithful to the underlying theoretical setup, where TMD correlation functions are the more fundamental objects, while collinear correlation functions emerge from them as a consequence of transverse momentum integrals. We speculate that only rather minor modifications to existing collinear parametrizations may be necessary to bring the large- q_T calculations into greater agreement with both phenomenological data and with expectations from collinear factorization. An improvement of this type would also lead to greater consistency in the transition to a fixed order Y -term at $q_T \approx Q$. We leave an exploration of this and other extensions of HSO approach to future work.

Acknowledgments

We thank Pavel Nadolsky for useful discussions. We also thank Andrea Signori and Matteo Cerutti for clarifying aspects of the MAP22 analysis. M. Boglione and J.O. Gonzalez-Hernandez acknowledge funding from the European Union's Horizon 2020 research and innovation programme under grant agreement No 824093. T. Rogers, T. Rainaldi and A. Simonelli were partially supported by the U.S. Department of Energy, Office of Science, Office of Nuclear Physics, under Award Number DE-SC0018106 and partially supported by the U.S. Department of Energy, Office of Science, Office of Nuclear Physics, under Award Number DE-SC0024715. F. Aslan was supported by the NSF Award No. 2111490, the DOE Quark-Gluon Tomography Topical Collaboration with Award No. DE-SC0023646 and the Center for Nuclear Femtography, Southeastern Universities Research Association, Washington D.C.. This work was also supported by the DOE Contract No. DE-AC05-06OR23177, under which Jefferson Science Associates, LLC operates Jefferson Lab.

Appendix A: Expressions extended to $O(\alpha_s^2)$

In this appendix we write out certain quantities from the main text to the next order in α_s . Original results for some higher orders can be found in Refs. [26, 29, 30]. The next order in the hard part (Eq. (34)) is [26]

$$H_{jj}^{(2)} = \delta_{jj} C_F^2 \left[\frac{511}{4} - \frac{83\pi^2}{3} + \frac{67\pi^4}{30} - 60\zeta_3 \right] + \delta_{jj} C_F C_A \left[-\frac{51157}{324} + \frac{1061\pi^2}{54} - \frac{8\pi^4}{45} + \frac{626}{9}\zeta_3 \right] + \delta_{jj} n_f C_F \left[\frac{4085}{162} - \frac{91\pi^2}{27} + \frac{4}{9}\zeta_3 \right]. \quad (\text{A1})$$

The expression for $\tilde{K}(b_T; \mu)$ (see Eq. (67)) to $O(\alpha_s^2)$ is

$$\begin{aligned} \tilde{K}(b_T; \mu) = & -\frac{2C_F\alpha_s(\mu)}{\pi} \ln\left(\frac{b_T\mu}{2e^{-\gamma_E}}\right) \\ & + C_F \frac{\alpha_s(\mu)^2}{2\pi^2} \left[\left(\frac{2}{3}n_f - \frac{11}{3}C_A\right) \ln^2\left(\frac{b_T\mu}{2e^{-\gamma_E}}\right) \right. \\ & \quad \left. + \left(-\frac{67}{9}C_A + \frac{\pi^2}{3}C_A + \frac{10}{9}n_f\right) \ln\left(\frac{b_T\mu}{2e^{-\gamma_E}}\right) + \left(\frac{7}{2}\zeta_3 - \frac{101}{27}\right)C_A + \frac{14}{27}n_f \right] \\ & + O(\alpha_s^3), \end{aligned} \quad (\text{A2})$$

and its anomalous dimension is

$$\gamma_K = \frac{2C_F\alpha_s}{\pi} + \frac{\alpha_s^2}{16\pi^2} \left[C_A C_F \left(\frac{536}{9} - \frac{8\pi^2}{3} \right) - \frac{80}{9} C_F n_f \right] + O(\alpha_s^3). \quad (\text{A3})$$

Next, we repeat exactly the steps of Sec. IV B, but now with the $\tilde{K}(b_T; \mu)$ and γ_K kept through $O(\alpha_s^2)$. For the complete range of $0 < b_T < \infty$, the HSO approach requires that the renormalization group equation be satisfied through order $\alpha_s(\mu)^2$,

$$\begin{aligned} \frac{d}{d \ln \mu} \tilde{K}(b_T; \mu) &= -\gamma_K(\alpha_s(\mu)) \\ &= -\frac{2C_F\alpha_s(\mu)}{\pi} - \frac{\alpha(\mu)^2}{16\pi^2} \left[C_A C_F \left(\frac{536}{9} - \frac{8\pi^2}{3} \right) - \frac{80}{9} C_F n_f \right] + O(\alpha_s^3). \end{aligned} \quad (\text{A4})$$

We write the input transverse momentum space CS kernel as

$$K_{\text{inpt}}(k_T; \mu_{Q_0}) = \left[A_K^{(1)}(\mu_{Q_0}) + A_K^{(2)}(\mu_{Q_0}) \right] \frac{1}{k_T^2 + m_K^2} + B_K^{(2)}(\mu_{Q_0}) \frac{1}{k_T^2 + m_K^2} \ln\left(\frac{\mu_{Q_0}^2}{k_T^2 + m_K^2}\right) + K_{\text{core}}(k_T) + D_K(\mu_{Q_0})\delta^{(2)}(\mathbf{k}_T), \quad (\text{A5})$$

where

$$A_K^{(1)}(\mu_{Q_0}) = \frac{\alpha_s(\mu_{Q_0})C_F}{\pi^2}, \quad (\text{A6})$$

$$A_K^{(2)}(\mu_{Q_0}) = -\frac{\alpha_s(\mu_{Q_0})^2 C_F}{4\pi^3} \left(-\frac{67}{9}C_A + \frac{\pi^2}{3}C_A + \frac{10}{9}n_f \right), \quad (\text{A7})$$

$$B_K^{(2)}(\mu_{Q_0}) = -\frac{\alpha_s(\mu_{Q_0})^2 C_F}{4\pi^3} \left(\frac{2}{3}n_f - \frac{11}{3}C_A \right). \quad (\text{A8})$$

The function $K_{\text{core}}(k_T)$ is analogous to $f_{\text{core},i/p}(x, k_T; Q_0^2)$. It is used to tune the very large b_T behavior and it vanishes like a power at small b_T . It will introduce at least one extra parameter beyond m_K . In coordinate space, we will demand that $\tilde{K}(b_T; \mu_{Q_0})$ approach a negative constant b_K as $b_T \rightarrow \infty$ [36]. We will use a Gaussian,

$$K_{\text{core}}(k_T) = \frac{b_K}{4\pi m_K^2} e^{-\frac{k_T^2}{4m_K^2}}. \quad (\text{A9})$$

The last term in Eq. (70) has a $D_K(\mu_{Q_0})$ which is

$$\begin{aligned}
D_K(\mu_{Q_0}) = & -b_K \\
& + \frac{2\alpha_s(\mu_{Q_0})C_F}{\pi} \ln\left(\frac{m_K}{\mu_{Q_0}}\right) \\
& + \frac{C_F\alpha_s(\mu_{Q_0})^2}{2\pi^2} \left[C_A \left(\frac{7}{2}\zeta_3 - \frac{101}{27} \right) + \frac{14}{27}n_f \right] \\
& - \frac{\alpha_s(\mu_{Q_0})^2 C_F}{18\pi^2} \ln\left(\frac{m_K}{\mu_{Q_0}}\right) \left[(33C_A - 6n_f) \ln\left(\frac{m_K}{\mu_{Q_0}}\right) + (3\pi^2 - 67)C_A + 10n_f \right].
\end{aligned} \tag{A10}$$

Transforming Eq. (A5) into coordinate space gives

$$\begin{aligned}
\tilde{K}_{\text{inpt}}(b_T; \mu_{Q_0}) = & \\
2\pi \left[A_K^{(1)}(\mu_{Q_0}) + A_K^{(2)}(\mu_{Q_0}) \right] K_0(m_K b_T) + 2\pi B_K^{(2)}(\mu_{Q_0}) K_0(m_K b_T) \ln\left(\frac{\mu_{Q_0}^2 b_T}{2m_K e^{-\gamma_E}}\right) + b_K e^{-m_K^2 b_T^2} + D_K(\mu_{Q_0}).
\end{aligned} \tag{A11}$$

It is straightforward to verify that Eq. (A11) equals Eq. (67) when $m_k b_T \rightarrow 0$. Using

$$\frac{dA_K^{(1)}(\mu_{Q_0})}{d \ln \mu_{Q_0}} = -2B_K^{(2)}(\mu_{Q_0}) + O(\alpha_s(\mu_{Q_0})^3) \tag{A12}$$

also shows that it satisfies Eq. (69) for all b_T . The large- b_T limit of the CS kernel in Eq. (74) is

$$\lim_{b_T \rightarrow \infty} \tilde{K}_{\text{inpt}}(b_T; \mu_{Q_0}) = D_K(\mu_{Q_0}) = -b_K + O(\alpha_s(\mu_{Q_0})). \tag{A13}$$

The remaining $O(\alpha_s(\mu)^2)$ expression needed for evolution is the next order version of Eq. (81),

$$\begin{aligned}
\gamma(\alpha_s(\mu); 1) = & \frac{3C_F\alpha_s(\mu)}{2\pi} \\
& + \frac{\alpha_s(\mu)^2}{16\pi^2} \left[C_F^2 (3 - 4\pi^2 + 48\zeta_3) + C_F C_A \left(\frac{961}{27} + \frac{11\pi^2}{3} - 52\zeta_3 \right) + C_F n_f \left(-\frac{130}{27} - \frac{2\pi^2}{3} \right) \right] \\
& + O(\alpha_s(\mu)^3).
\end{aligned} \tag{A14}$$

For implementing evolution at $O(\alpha_s(\mu)^2)$, the steps from the main body of the paper apply unmodified with the above expressions. Note, however, that a full $O(\alpha_s(\mu)^2)$ treatment requires also the large k_T tail expressions to order $\alpha_s(\mu)^2$, which we have not included above.

Appendix B: Translation to “ g -functions”

In classic phenomenological treatments of TMD factorization based upon the CSS formalism, the expression for the cross section takes a somewhat different form from Eq. (36). The more common organization has a small b_T OPE already applied explicitly, and all the presumably nonperturbative transverse momentum behavior is isolated in exponentials of separate functions usually labeled by g . (For a typical example, see Eq.(22) of Ref. [36].) In fact, the parametrization from this paper can be recast in exactly this form as well, and we show the steps here. The discussion below will be kept relatively brief, while a more detailed explanation is to be found in [1, Sect. IX].

The sequestration of nonperturbative parts into g -functions begins [65] by defining an arbitrary function, $\mathbf{b}_*(b_T)$, with the properties

$$\mathbf{b}_* = \mathbf{b}_*(b_T) = \begin{cases} \mathbf{b}_T & b_T \ll b_{\text{max}} \\ \mathbf{b}_{\text{max}} & b_T \gg b_{\text{max}} \end{cases}, \tag{B1}$$

where b_{max} is an equally arbitrary transverse size dividing what are considered large and small b_T . A very common choice [23] is

$$\mathbf{b}_* = \frac{\mathbf{b}_T}{\sqrt{1 + b_T^2/b_{\text{max}}^2}}, \tag{B2}$$

though any other smooth function that satisfies Eq. (B1) is equally valid. In addition, one defines a renormalization scale

$$\mu_{b_*} \equiv C_1/b_*, \quad (\text{B3})$$

that optimizes perturbation theory in the OPE for the small- b_T limit. Next, the evolution equation Eq. (40) gives

$$\tilde{f}_{j/p}(x, b_T; \mu, \zeta) = \tilde{f}_{j/p}(x, b_T; \mu, Q_0^2) \exp \left\{ \tilde{K}(b_T; \mu) \ln \left(\frac{\sqrt{\zeta}}{Q_0} \right) \right\}, \quad (\text{B4})$$

and since this is independent of b_T one may also write

$$\tilde{f}_{j/p}(x, b_*; \mu, \zeta) = \tilde{f}_{j/p}(x, b_*; \mu, Q_0^2) \exp \left\{ \tilde{K}(b_*; \mu) \ln \left(\frac{\sqrt{\zeta}}{Q_0} \right) \right\}. \quad (\text{B5})$$

Dividing Eq. (B4) by Eq. (B5) leads to some useful simplifications,

$$\frac{\tilde{f}_{j/p}(x, b_T; \mu, \zeta)}{\tilde{f}_{j/p}(x, b_*; \mu, \zeta)} = \frac{\tilde{f}_{j/p}(x, b_T; \mu_{Q_0}, Q_0^2)}{\tilde{f}_{j/p}(x, b_*; \mu_{Q_0}, Q_0^2)} \exp \left\{ - \left[\tilde{K}(b_*; \mu_{Q_0}) - \tilde{K}(b_T; \mu_{Q_0}) \right] \ln \left(\frac{\sqrt{\zeta}}{Q_0} \right) \right\}. \quad (\text{B6})$$

From the evolution equations Eqs. (41)–(42), the μ dependence exactly cancels in the ratio of $\tilde{f}_{j/p}$'s and in the differences of \tilde{K} 's,

$$\frac{\tilde{f}_{j/p}(x, b_T; \mu, Q_0^2)}{\tilde{f}_{j/p}(x, b_*; \mu, Q_0^2)} = \frac{\tilde{f}_{j/p}(x, b_T; \mu_{Q_0}, Q_0^2)}{\tilde{f}_{j/p}(x, b_*; \mu_{Q_0}, Q_0^2)}, \quad \tilde{K}(b_*; \mu) - \tilde{K}(b_T; \mu) = \tilde{K}(b_*; \mu_{Q_0}) - \tilde{K}(b_T; \mu_{Q_0}), \quad (\text{B7})$$

so for definiteness we have set $\mu = \mu_{Q_0}$ on the right side of Eq. (B6). Equation (B6) may be re-expressed as

$$\tilde{f}_{j/p}(x, b_T; \mu, \zeta) = \tilde{f}_{j/p}(x, b_*; \mu, \zeta) \exp \left\{ -g_{i/p}(x, b_T) - g_K(b_T) \ln \left(\frac{\sqrt{\zeta}}{Q_0} \right) \right\}, \quad (\text{B8})$$

where we have defined

$$g_{i/p}(x, b_T) \equiv - \ln \left(\frac{\tilde{f}_{j/p}(x, b_T; \mu_{Q_0}, Q_0^2)}{\tilde{f}_{j/p}(x, b_*; \mu_{Q_0}, Q_0^2)} \right) \quad \& \quad g_K(b_T) \equiv \tilde{K}(b_*; \mu_{Q_0}) - \tilde{K}(b_T; \mu_{Q_0}). \quad (\text{B9})$$

Note that neither $g_{i/p}(x, b_T)$ nor $g_K(b_T)$ depends on a renormalization scale μ . (Although both will generally depend on b_{\max} and $g_{i/p}(x, b_T)$ will depend on the input hard scale Q_0 .) By construction, these g functions vanish like a power of b_T as $b_T \rightarrow 0$, while at large b_T they are sensitive to nonperturbative effects. The TMD pdf factor $\tilde{f}_{j/p}(x, b_*; \mu, \zeta)$ out front on the right side of Eq. (B8) is restricted to be evaluated only at values of b_T that are smaller than $\approx b_{\max}$. We may evolve it to the scale μ_{b_*} ,

$$\begin{aligned} & \tilde{f}_{i/p}(x, b_*; \mu, \zeta) \\ &= \tilde{f}_{i/p}(x, b_*; \mu_{b_*}, \mu_{b_*}^2) \exp \left\{ \int_{\mu_{b_*}}^{\mu} \frac{d\mu'}{\mu'} \left[\gamma(\alpha_s(\mu'); 1) - \ln \left(\frac{\sqrt{\zeta}}{\mu'} \right) \gamma_K(\alpha_s(\mu')) \right] + \ln \left(\frac{\sqrt{\zeta}}{\mu_{b_*}} \right) \tilde{K}(b_T; \mu_{b_*}) \right\}. \end{aligned} \quad (\text{B10})$$

Evolving to $\mu = \sqrt{\zeta} = Q = \mu_Q$ then gives for Eq. (B8)

$$\begin{aligned} & \tilde{f}_{j/p}(x, b_T; \mu_Q, Q^2) = \\ & \tilde{f}_{i/p}(x, b_*; \mu_{b_*}, \mu_{b_*}^2) \exp \left\{ \int_{\mu_{b_*}}^{\mu_Q} \frac{d\mu'}{\mu'} \left[\gamma(\alpha_s(\mu'); 1) - \ln \left(\frac{Q}{\mu'} \right) \gamma_K(\alpha_s(\mu')) \right] + \ln \left(\frac{Q}{\mu_{b_*}} \right) \tilde{K}(b_T; \mu_{b_*}) \right\} \\ & \times \exp \left\{ -g_{i/p}(x, b_T) - g_K(b_T) \ln \left(\frac{Q}{Q_0} \right) \right\}. \end{aligned} \quad (\text{B11})$$

As final step, $\tilde{f}_{i/p}(x, b_*; \mu_{b_*}, \mu_{b_*}^2)$ is typically expanded in a small- b_T OPE,

$$\tilde{f}_{i/p}(x, b_*; \mu_{b_*}, \mu_{b_*}^2) = \tilde{f}_{i/p}^{\text{OPE}}(x, b_*; \mu_{b_*}, \mu_{b_*}^2) + O(\Lambda_{\text{QCD}}^2 b_{\max}^2), \quad (\text{B12})$$

Then Eq. (B11) becomes

$$\begin{aligned} \tilde{f}_{j/p}(x, b_T; \mu_Q, Q^2) &\approx \\ \tilde{f}_{i/p}^{\text{OPE}}(x, b_*; \mu_{b_*}, \mu_{b_*}^2) &\exp \left\{ \int_{\mu_{b_*}}^{\mu_Q} \frac{d\mu'}{\mu'} \left[\gamma(\alpha_s(\mu'); 1) - \ln \left(\frac{Q}{\mu'} \right) \gamma_K(\alpha_s(\mu')) \right] + \ln \left(\frac{Q}{\mu_{b_*}} \right) \tilde{K}(b_T; \mu_{b_*}) \right\} \\ &\times \exp \left\{ -g_{i/p}(x, b_T) - g_K(b_T) \ln \left(\frac{Q}{Q_0} \right) \right\}, \end{aligned} \quad (\text{B13})$$

with errors suppressed by powers of $O(\Lambda_{\text{QCD}} b_{\text{max}})$. Substituting Eq. (B11) into the second line of Eq. (30) gives the cross section in the form that is more familiar from earlier literature,

$$\begin{aligned} W^{\mu\nu}(x_a, x_b, Q, \mathbf{q}_{hT}) &= \sum_j H_{j\bar{j}}^{\mu\nu} \int \frac{d^2 \mathbf{b}_T}{(2\pi)^2} e^{i\mathbf{q}_{hT} \cdot \mathbf{b}_T} e^{-g_{i/h_a}(x_a, b_T)} \tilde{f}_{i/h_a}(x_a, b_*; \mu_{b_*}, \mu_{b_*}^2) e^{-g_{i/h_b}(x_b, b_T)} \tilde{f}_{i/h_b}(x_b, b_*; \mu_{b_*}, \mu_{b_*}^2) \\ &\times \exp \left\{ 2 \int_{\mu_{b_*}}^{\mu_Q} \frac{d\mu'}{\mu'} \left[\gamma(\alpha_s(\mu'); 1) - \ln \left(\frac{Q}{\mu'} \right) \gamma_K(\alpha_s(\mu')) \right] + \ln \left(\frac{Q^2}{\mu_{b_*}^2} \right) \tilde{K}(b_T; \mu_{b_*}) - g_K(b_T) \ln \left(\frac{Q^2}{Q_0^2} \right) \right\} \\ &+ (a \longleftrightarrow b) + O(\Lambda_{\text{QCD}}^2/Q^2). \end{aligned} \quad (\text{B14})$$

Or, utilizing the typical OPE approximations for $\tilde{f}_{i/h_a}(x_a, b_*; \mu_{b_*}, \mu_{b_*}^2)$ and $\tilde{f}_{i/h_b}(x_b, b_*; \mu_{b_*}, \mu_{b_*}^2)$,

$$\begin{aligned} W^{\mu\nu}(x_a, x_b, Q, \mathbf{q}_{hT}) &= \sum_j H_{j\bar{j}}^{\mu\nu} \int \frac{d^2 \mathbf{b}_T}{(2\pi)^2} e^{i\mathbf{q}_{hT} \cdot \mathbf{b}_T} e^{-g_{i/h_a}(x_a, b_T)} \tilde{f}_{i/h_a}^{\text{OPE}}(x_a, b_*; \mu_{b_*}, \mu_{b_*}^2) e^{-g_{i/h_b}(x_b, b_T)} \tilde{f}_{i/h_b}^{\text{OPE}}(x_b, b_*; \mu_{b_*}, \mu_{b_*}^2) \\ &\times \exp \left\{ 2 \int_{\mu_{b_*}}^{\mu_Q} \frac{d\mu'}{\mu'} \left[\gamma(\alpha_s(\mu'); 1) - \ln \left(\frac{Q}{\mu'} \right) \gamma_K(\alpha_s(\mu')) \right] + \ln \left(\frac{Q^2}{\mu_{b_*}^2} \right) \tilde{K}(b_T; \mu_{b_*}) - g_K(b_T) \ln \left(\frac{Q^2}{Q_0^2} \right) \right\} \\ &+ (a \longleftrightarrow b) + O(\Lambda_{\text{QCD}}^2 b_{\text{max}}^2), \end{aligned} \quad (\text{B15})$$

which is how the Drell-Yan cross section has been typically expressed in the literature.

The steps leading to Eqs. (B14)–(B15) apply to the precise operator definitions of the correlation functions, but they also remain exact for the expressions in the HSO approach at order n so long as all quantities, including kernels and anomalous dimensions are exactly the order- n expressions. As such, all the expressions from the main body of this paper can be used directly in Eq. (B14) or Eq. (B15), and the to the more familiar form is complete. For example, substituting our Eq. (78) and Eq. (80) into Eq. (B9) gives the g -functions in Eq. (B14).

In the HSO approach, making the approximation leading from Eq. (B14) to Eq. (B15), while allowed, is not necessary because the parametrizations of $\tilde{f}_{i/h}(x, b_*; \mu_{b_*}, \mu_{b_*}^2)$ automatically interpolate to the OPE expressions in the small b_T limit. We will never make such an approximation in our applications.

Notice that the TMD pdfs, and hence the cross section, are exactly independent of b_{max} ,

$$\frac{d}{db_{\text{max}}} \tilde{f}_{j/p}(x, b_T; \mu_Q, Q^2) = 0. \quad (\text{B16})$$

Thus, despite how it is sometimes portrayed in the literature, b_{max} is *not* a model parameter. Large sensitivity to b_{max} in an actual TMD parametrization is a symptom that the approximations leading from Eq. (B10) to Eq. (B13) are not under control.

It is worthwhile to further discuss the various auxiliary parameters that enter both the more conventional approaches and the HSO approach and comparing their roles. This includes parameters like b_{max} and b_{min} from the conventional approaches and the parameter a in Eq. (77) from the HSO approach. All are auxiliary in the sense that the TMD pdfs are in principle exactly independent of them. Any dependence in practical parametrizations reflects sensitivity to approximations like truncating the order of perturbation theory. For example, there is exactly no b_{max} dependence in Eq. (B14), either with exact expressions or with expressions in the HSO approach. However, some residual b_{max} -dependence gets introduced when using Eq. (B15) because there is a perturbative OPE approximation applied to $\tilde{f}_{i/h}^{\text{OPE}}(x, b_*; \mu_{b_*}, \mu_{b_*}^2)$ and $O(\Lambda_{\text{QCD}} b_{\text{max}})$ terms are neglected. Potentially large errors are also introduced if an overly simplistic model is used for the g -functions. Since varying b_{max} amounts to shifting contributions between the

“perturbative” parts of Eq. (B14) and the “nonperturbative” g -functions, then the ansatz for the g -functions cannot be guessed at independently of the perturbative contributions without introducing hard-to-control errors. This creates an awkward trade-off for the conventional approaches: On one hand, one may try to choose a very small b_{\max} so as to ensure that dropping $O(\Lambda_{\text{QCD}} b_{\max})$ in Eq. (B15) is valid, but then the ostensibly nonperturbative g -functions will need to describe a wide region of b_{T} that is essentially perturbative, and simplistic g -ansatzes are bound to fail there. On the other hand, one may choose a large b_{\max} to ensure that the g -functions are “purely nonperturbative,” but this then threatens to introduce large, uncontrolled errors in the transition from Eq. (B14) to Eq. (B15). The HSO approach does not encounter this problem because it does not use the b_* separation.

The \overline{Q}_0 that is used in the HSO approach is in some ways analogous to the μ_{b_*} in the conventional \mathbf{b}_* approach in that both impose a renormalization scale transition to $\sim 1/b_{\text{T}}$ at small b_{T} . However, there are important differences. The \mathbf{b}_* prescription does not merely provide an RG scale transformation at low b_{T} , but rather it also fixes the transition between perturbative and nonperturbative descriptions. By contrast, the \overline{Q}_0 in the HSO approach is used *only* to transform scales as sensitivity to UV transverse momentum grows. Notice that in the conventional approach there is not only a scheme change from μ to μ_{b_*} in Eq. (B15), but also the b_{T} argument itself gets replaced by b_* in $\tilde{f}_{j/h}^{\text{OPE}}(x, b_*; \mu_{b_*}, \mu_{b_*}^2)$. There is no such analogous replacement in the HSO approach. Rather, there is an explicit description of the transition between the physics of the purely nonperturbative and safely perturbative regions.

In other words, the use of the \mathbf{b}_* prescription within the conventional approach couples the steps of 1.) transforming scales and 2.) of demarcating the perturbative and nonperturbative regions while the HSO approach maintains these as two completely different steps. One consequence is that sensitivity to \overline{Q}_0 is limited to renormalization scale sensitivity, and is therefore much weaker than the typical sensitivity to b_{\max} in conventional steps. In principle, \overline{Q}_0 is eliminated completely by keeping higher orders and using sufficiently large Q_0 . See, for example, Figures 11 and 12 of [1].

Another parameter that sometimes gets introduced in the more conventional organizations is a cutoff b_{\min} on small transverse sizes [66]. At first sight, this appears to provide a convenient way to connect to collinear pdfs and to control UV contributions from $k_{\text{T}} \gg Q$. In a mirror image of the b_{\max} approach, one replaces b_{T} by a function $b_c(b_{\text{T}})$ that is b_{T} at large b_{T} but approaches a $b_{\min} \sim 1/Q$ as $b_{\text{T}} \rightarrow 0$. For example,

$$b_c(b_{\text{T}}) = \sqrt{b_{\text{T}}^2 + C_1^2/Q^2} \quad (\text{B17})$$

so that $b_{\min} = C_1/Q$. In the Fourier transform that defines the momentum space TMD pdf, the replacement is $b_{\text{T}} \rightarrow b_c(b_{\text{T}})$ so that

$$f_{j/h}(x, k_{\text{T}}; \mu_Q, Q^2) \rightarrow \int \frac{d^2 \mathbf{b}_{\text{T}}}{(2\pi)^2} e^{i \mathbf{k}_{\text{T}} \cdot \mathbf{b}_{\text{T}}} \tilde{f}_{j/h}(x, b_c(b_{\text{T}}); \mu_Q, Q^2), \quad (\text{B18})$$

and the resulting TMD pdf has the $b_{\text{T}} \ll 1/Q$ contribution removed. Integrating this UV-regulated TMD pdf over all k_{T} gives a delta function that fixes $b_{\text{T}} = 0$ and $b_c(b_{\text{T}}) = b_{\min}$. From Eq. (B13) this gives,

$$\begin{aligned} & \tilde{f}_{j/h}^{\text{OPE}}(x, b_{\min}; \mu_Q, Q^2) \exp \left\{ -g_{i/p}(x, b_{\min}) - g_K(b_{\min}) \ln \left(\frac{Q}{Q_0} \right) \right\} \\ & = f_{j/h}(x, \mu_Q) + O(\alpha_s(\mu_Q)) + O\left(\frac{b_{\min}^2}{b_{\max}^2}\right) + O(\Lambda_{\text{QCD}}^2 b_{\max}^2). \end{aligned} \quad (\text{B19})$$

Thus, integrating Eq. (B18) appears to give an approximation to the standard integral expectation relating TMD and collinear pdfs,

$$\int d^2 \mathbf{k}_{\text{T}} f_{j/h}(x, k_{\text{T}}; \mu_Q, Q^2) = f_{j/h}(x, \mu_Q) + O(\alpha_s(\mu_Q)) + O\left(\frac{b_{\min}^2}{b_{\max}^2}\right) + O(\Lambda_{\text{QCD}}^2 b_{\max}^2) \quad (\text{B20})$$

if it is possible to justify an approximation wherein $b_{\min} \ll b_{\max}$. Recall, however, that b_{\max} needs to be kept as small as possible to justify dropping $O(\Lambda_{\text{QCD}} b_{\max})$ terms in Eq. (B13) while b_{\min} must be $O(1/Q)$ (above we have used $b_{\min} = C_1/Q$). Near the moderate scales where sensitivity to nonperturbative transverse momentum is most relevant, therefore, $b_{\min} \approx b_{\max}$ and the errors in Eq. (B20) are not negligible. A b_{\min} prescription is, therefore, not appropriate for treatments focused on extracting nonperturbative properties of TMD pdfs. It is only after having evolved to rather high Q that one may justify a $b_{\min} \ll b_{\max}$ type of approximation.

A b_{\min} regulator is not necessary, and we do not use one in the HSO approach.

Appendix C: Comment on counting logarithms

High energy transverse momentum dependent cross sections are often discussed in the language of resummed logarithms of transverse momentum. These methodologies start from a purely collinear factorization framework, assuming q_T to be large enough to be perturbative, but still small enough that $q_T/Q \ll 1$. This creates a situation in collinear factorization where it is ambiguous which of the two scales is an appropriate hard scale. Either case leads to logarithms of the form

$$\alpha_s(Q) \ln^2(Qb_T) \quad (C1)$$

in transverse coordinate space for the cross section with large contributions from the $b_T \sim 1/q_T$ region. A typical resummation approach organizes large logarithms of this type into series that are then summed and exponentiated to all orders. Thus, one hears of leading and next-to-leading logarithm resummations, depending on the order of logarithms that are resummed. This is a reasonable approach provided the logarithms are never so large that the small coupling perturbation series expansion stops being valid. Its range of applicability is then limited to some region of $\Lambda_{\text{QCD}} \ll q_T \ll Q$, a window that grows and shrinks depending on Q . As $q_T \rightarrow 0$, collinear factorization breaks down entirely, while for $q_T \rightarrow Q$ the logarithms of q_T/Q vanish and resummation becomes unnecessary. Therefore, “counting logarithms” alone can become a rather misleading characterization the accuracy or precision of a calculation. It is only when the TMDs are considered primarily as *perturbative* objects in collinear factorization that the increasing size of the logarithms at large b_T implies a genuine problem with factorization. In treatments that are organized around a resummation methodology, one frequently starts with a descriptions of the $\Lambda_{\text{QCD}} \ll q_T \ll Q$ region and incorporates nonperturbative fitting only as a correction to interpolate into the very small $q_T \sim 0$ region. Such a strategy [1] is reasonable at high energies, but it is arguably less suited for the treatment of more moderate energy data where detailed information about the structure of hadrons can become relevant.

The full TMD factorization and evolution treatment is more general and powerful than a basic resummation. There, the TMDs are taken from the outside as generally non-perturbative objects on the same footing as collinear pdfs, with specific operator definitions, evolution equations, etc. precision can be measured by the order of α_s in hard parts and evolution kernels rather than by the sizes of specific logarithms. The resummation style of treatments discussed above is recovered by TMD factorization, but as a special limiting case, emerging when the combination $a_s(Q) \log(q_T/Q)$ is large but fixed and $Q \rightarrow \infty$. There are no prior assumptions about the regions where resummation approximations work or how accurate they are. For further discussions of these points, see for example Secs. 13.13.5 and 15.4 of Ref.[20] and Appendix B of [1].

The work in the main body of the paper is an example of this strategy, referred to as a “bottom-up” approach in Ref[1]. We show how a successful description of experimental data can be obtained by expanding the perturbative part of the TMD in powers of the strong coupling, specifically up to $\mathcal{O}(\alpha_s)$. This does not prevent an improvement of the description of the data by extending calculations to next-to-leading-log accuracy, but it is because doing so introduces contributions of order $\mathcal{O}(\alpha_s^2)$.

-
- [1] J. O. Gonzalez-Hernandez, T. C. Rogers, and N. Sato, Phys. Rev. D **106**, 034002 (2022), 2205.05750. 1, 3, 9, 10, 11, 13, 14, 16, 19, 26, 27, 29, 32, 33
 - [2] J. O. Gonzalez-Hernandez, T. Rainaldi, and T. C. Rogers, Phys. Rev. D **107**, 094029 (2023), 2303.04921. 1, 3, 10, 26
 - [3] C. W. Gardiner and D. P. Majumdar, Phys. Rev. D **2**, 2040 (1970). 2
 - [4] R. Tangerman and P. Mulders, Phys. Rev. **D51**, 3357 (1995), hep-ph/9403227. 2
 - [5] G. Aad et al. (ATLAS) (2023), 2309.12986. 2
 - [6] M. Guzzi, P. M. Nadolsky, and B. Wang, Phys. Rev. **D90**, 014030 (2014), 1309.1393. 2
 - [7] C. Lorce, B. Pasquini, and M. Vanderhaeghen, JHEP **05**, 041 (2011), 1102.4704. 3
 - [8] J. Cammarota, L. Gamberg, Z.-B. Kang, J. A. Miller, D. Pitonyak, A. Prokudin, T. C. Rogers, and N. Sato (Jefferson Lab Angular Momentum), Phys. Rev. D **102**, 054002 (2020), 2002.08384. 3, 25
 - [9] J. Qiu and X.-F. Zhang, Phys. Rev. Lett. **86**, 2724 (2001), hep-ph/0012058. 3
 - [10] M. Grewal, Z.-B. Kang, J.-W. Qiu, and A. Signori, Phys. Rev. D **101**, 114023 (2020), 2003.07453. 3
 - [11] T. Rogers, *Hadron structure oriented tmd phenomenology*, Retrieved from: <https://youtu.be/7Wqx9yhBXuI>, presentation given at GFI 2nd miniworkshop, Oasi di Cavoretto, Torino. 3
 - [12] M. Aghasyan et al. (COMPASS), Phys. Rev. D **97**, 032006 (2018), 1709.07374. 3
 - [13] A. S. Ito et al., Phys. Rev. **D23**, 604 (1981). 4, 15, 17
 - [14] G. Moreno et al., Phys. Rev. D **43**, 2815 (1991). 4, 15, 16, 18
 - [15] M. Boglione, J. O. G. Hernandez, S. Melis, and A. Prokudin, JHEP **02**, 095 (2015), 1412.1383. 4
 - [16] J. O. Gonzalez-Hernandez, T. C. Rogers, N. Sato, and B. Wang, Phys. Rev. D **98**, 114005 (2018), 1808.04396. 4

- [17] A. Bacchetta, G. Bozzi, M. Lambertsen, F. Piacenza, J. Steiglechner, and W. Vogelsang, *Phys. Rev. D* **100**, 014018 (2019), 1901.06916. 4
- [18] C. Balázs and C. P. Yuan, *Phys. Rev.* **D56**, 5558 (1997), hep-ph/9704258. 5
- [19] S. Arnold, A. Metz, and M. Schlegel, *Phys. Rev.* **D79**, 034005 (2009), 0809.2262. 5
- [20] J. C. Collins, *Foundations of Perturbative QCD* (Cambridge University Press, Cambridge, 2011). 6, 8, 33
- [21] J. C. Collins and D. E. Soper, *Nucl. Phys.* **B194**, 445 (1982). 8
- [22] J. C. Collins and D. E. Soper, *Nucl. Phys.* **B193**, 381 (1981), erratum: **B213**, 545 (1983).
- [23] J. C. Collins, D. E. Soper, and G. Sterman, *Nucl. Phys.* **B250**, 199 (1985). 8, 29
- [24] J. Collins and T. C. Rogers, *Phys. Rev. D* **96**, 054011 (2017), 1705.07167. 8, 9
- [25] T. C. Rogers, *Eur. Phys. J. A* **52**, 153 (2016), 1509.04766. 8
- [26] S. Moch, J. Vermaseren, and A. Vogt, *JHEP* **0508**, 049 (2005), hep-ph/0507039. 8, 9, 28
- [27] R. L. Workman et al. (Particle Data Group), *PTEP* **2022**, 083C01 (2022). 8
- [28] J. Collins (2012), 1212.5974. 9
- [29] C. Davies and W. J. Stirling, *Nucl. Phys.* **B244**, 337 (1984). 9, 28
- [30] Y. Li and H. X. Zhu, *Phys. Rev. Lett.* **118**, 022004 (2017), 1604.01404. 9, 28
- [31] A. Bacchetta, F. Conti, and M. Radici, *Phys. Rev. D* **78**, 074010 (2008), 0807.0323. 12
- [32] P. Schweitzer, M. Strikman, and C. Weiss, *Acta Phys. Polon. Supp.* **6**, 109 (2013), 1212.4031.
- [33] A. Bacchetta, S. Cotogno, and B. Pasquini, *Phys. Lett. B* **771**, 546 (2017), 1703.07669.
- [34] J. V. Guerrero and A. Accardi, *Phys. Rev. D* **106**, 114016 (2022), 2010.07339. 12
- [35] J.-C. He, M.-H. Chu, J. Hua, X. Ji, A. Schäfer, Y. Su, W. Wang, Y. Yang, J.-H. Zhang, and Q.-A. Zhang (LPC) (2022), 2211.02340. 12
- [36] J. Collins and T. Rogers, *Phys. Rev. D* **91**, 074020 (2015), 1412.3820. 13, 28, 29
- [37] P. Shanahan, M. Wagman, and Y. Zhao, *Phys. Rev. D* **104**, 114502 (2021), 2107.11930. 13
- [38] M. Hatlo, F. James, P. Mato, L. Moneta, M. Winkler, and A. Zsenei, *IEEE Trans. Nucl. Sci.* **52**, 2818 (2005). 15
- [39] G. D'Agostini, *Nucl. Instrum. Meth. A* **346**, 306 (1994). 15
- [40] R. Barlow, *Nucl. Instrum. Meth. A* **987**, 164864 (2021), 1701.03701.
- [41] I. Borsa, M. Stratmann, D. de Florian, and R. Sassot, *Phys. Rev. D* **109**, 052004 (2024), 2311.17768. 15
- [42] J. Pumplin, D. Stump, R. Brock, D. Casey, J. Huston, J. Kalk, H. L. Lai, and W. K. Tung, *Phys. Rev. D* **65**, 014013 (2001), hep-ph/0101032. 15
- [43] A. Buckley, J. Ferrando, S. Lloyd, K. Nordström, B. Page, M. Rüfenacht, M. Schönherr, and G. Watt, *Eur. Phys. J. C* **75**, 132 (2015), 1412.7420. 15
- [44] S. S. Wilks, *Annals Math. Statist.* **9**, 60 (1938). 15
- [45] L. A. Harland-Lang, A. D. Martin, P. Motylinski, and R. S. Thorne, *Eur. Phys. J. C* **75**, 204 (2015), 1412.3989. 15, 25
- [46] A. Bacchetta, F. Delcarro, C. Pisano, M. Radici, and A. Signori, *JHEP* **06**, 081 (2017), [Erratum: *JHEP* **06**, 051 (2019)], 1703.10157. 16
- [47] V. Moos, I. Scimemi, A. Vladimirov, and P. Zurita (2023), 2305.07473. 16, 22
- [48] F. Landry, R. Brock, G. Ladinsky, and C. P. Yuan, *Phys. Rev.* **D63**, 013004 (2001), hep-ph/9905391. 16
- [49] T. Affolder et al. (CDF), *Phys. Rev. Lett.* **84**, 845 (2000), hep-ex/0001021. 19
- [50] B. Abbott et al. (D0), *Phys. Rev. D* **61**, 032004 (2000), hep-ex/9907009. 19
- [51] T. Aaltonen et al. (CDF), *Phys. Rev. D* **86**, 052010 (2012), 1207.7138. 21
- [52] F. Landry, R. Brock, P. M. Nadolsky, and C.-P. Yuan, *Phys. Rev.* **D67**, 073016 (2003), hep-ph/0212159. 22, 23
- [53] A. V. Konychev and P. M. Nadolsky, *Physics Letters B* **633**, 710–714 (2006), ISSN 0370-2693, URL <http://dx.doi.org/10.1016/j.physletb.2005.12.063>. 22, 23
- [54] A. Bacchetta, V. Bertone, C. Bissolotti, G. Bozzi, M. Cerutti, F. Piacenza, M. Radici, and A. Signori (MAP), *JHEP* **10**, 127 (2022), 2206.07598. 22, 24, 25, 26
- [55] P. C. Barry, L. Gamberg, W. Melnitchouk, E. Moffat, D. Pitonyak, A. Prokudin, and N. Sato (2023), 2302.01192. 23, 24
- [56] J. Adam et al. (STAR), *Phys. Rev. D* **103**, 092009 (2021), 2012.11428. 25
- [57] I. Scimemi and A. Vladimirov, *JHEP* **06**, 137 (2020), 1912.06532. 26
- [58] A. A. Vladimirov, *Phys. Rev. Lett.* **125**, 192002 (2020), 2003.02288. 26
- [59] E. Moffat, T. C. Rogers, N. Sato, and A. Signori, *Phys. Rev. D* **100**, 094014 (2019), 1909.02951. 26
- [60] M. Boggione, J. O. Gonzalez-Hernandez, and R. Taghavi, *Phys. Lett. B* **772**, 78 (2017), 1704.08882. 26
- [61] M. Boggione and A. Simonelli, *Eur. Phys. J. C* **81**, 96 (2021), 2007.13674.
- [62] M. Boggione and A. Simonelli, *JHEP* **02**, 076 (2021), 2011.07366.
- [63] M. Boggione and A. Simonelli, *JHEP* **09**, 006 (2023), 2306.02937. 26
- [64] A. Accardi et al. (2023), 2306.09360. 27
- [65] J. C. Collins and D. E. Soper, *Nucl. Phys.* **B197**, 446 (1982). 29
- [66] J. Collins, L. Gamberg, A. Prokudin, T. C. Rogers, N. Sato, and B. Wang, *Phys. Rev. D* **94**, 034014 (2016), 1605.00671.