

# The Radiation Balance for a semi-gray Atmosphere

J.M.J. van Leeuwen

July 19, 2024

Instituut-Lorentz, Universiteit Leiden,  
Niels Bohrweg 2, 2333 CA Leiden, The Netherlands.

## Abstract

The equations governing the radiation balance are discussed and exactly solved for the model of the semi-gray atmosphere, i.e. an atmosphere that has regions of transparent frequencies and regions with the same absorption coefficient.

## 1 Introduction

The impact of human behavior on the evolution of the climate is one of key questions of the environmental science. In particular to explore the possibilities to divert the climate in desired directions. There is an extensive climate science based on big data and large scale computations, which are hard to appreciate for outsiders [1, 2, 3]. So there is a gap between the professionals and the rest of the science community. Thus simple models to illustrate the transport of energy through the atmosphere are most welcome. There are several attempts [4], but realistic models are soon too complicated and simpler models, e.g. a gray atmosphere, miss essential features.

The climate problem has two important aspects: the establishment of a temperature gradient due to absorption of radiation and the reaction of the atmosphere to this temperature distribution. The radiative part is governed by a few general principles, such as conservation of energy and local equilibrium, while the reaction to the temperature profile induced by radiation is complex and highly empirical. In this note we present a model for the atmosphere, the semi-gray atmosphere, which demonstrates the main features of the radiation balance and which is still exactly soluble. There are good reasons to focus first on the radiative part of the problem since radiation is fast and the temperature on the surface of the earth follows to a large extent the variations of the solar input with the latitude and with the seasonal and daily time.

For a stationary state the energy of the earth has to be in balance: the earth should radiate as much energy into space as it receives from the sun. The input from the sun is given by the geometry of the earth with respect to the sun. The incoming radiation is in the visible range of frequencies for which the atmosphere is practically transparent. On the surface of the earth the radiation is converted into heat and that radiates back into space as thermal radiation. The atmosphere contains greenhouse gasses, notably  $\text{CO}_2$ , which absorb the radiation for the frequencies of the absorption lines. The associated energy is re-emitted as thermal radiation upwardly and downwardly. The stationary state of the interplay between the energy streams yields the radiation balance equations.

The simplest representation of the atmosphere is the so-called gray atmosphere, in which all frequencies absorb equally strong the passing radiation. This model ignores the essential feature that the absorption is concentrated in lines separated by zones of free transmission. The model that we treat in this note may be characterised as a semi-gray atmosphere. The semi-gray atmosphere has transparent regions and regions with the same absorption coefficient. These regions may be intermittent, mimicking the spectrum of absorption lines. The semi-gray atmosphere has the important mechanism of converting the radiation from absorbing frequencies to transparent frequencies.

One may ask what is the use of only studying the radiation balance, while important processes such as convection, evaporation and cloud formation co-determine the magnitude of the greenhouse effect. In particular clouds are big spoilers as they not only result from, but also influence the radiation balance. So we confine ourselves here to what is called a clear-sky scenario. Fortunately one can select in the measurements the clear-sky cases.

The daily and seasonal variations in the incoming radiation, which are directly reflected in the same variations on the surface of the earth, demonstrate how fast and dominant the radiation is for the climate. So it is worthwhile to consider first the radiation balance as it already gives an important indication for the effect of e.g. increasing CO<sub>2</sub> on the atmosphere. The pre-industrial level of CO<sub>2</sub> was 280 ppm and presently it exceeds 420 ppm, which is more than a 50% increase. The CO<sub>2</sub> concentration has an impact on the climate only through its influence on the radiation balance in the atmosphere. It has no direct impact on important secondary processes. CO<sub>2</sub> owes its prominence as greenhouse gas to the strong absorption in the thermal radiation range. So understanding how the radiation balance comes about is a prerequisite for answering the question of the role of CO<sub>2</sub> on the climate.

The physics of the radiation balance is the solvable part of the problem. Wilson and Gea-Banacloche [4] provided such a simple model for treating the role of CO<sub>2</sub>. They use the temperature profile of the atmosphere as input. In the present paper we show that for their model the radiation equations can be solved exactly with the temperature profile as result. The explicit solution has many advantages as one better sees the influence of the parameters of the model on the radiation balance and the associated temperature profile.

Treating only the radiation part of the problem prompts the question how to represent the effect of the increase of a greenhouse gas. Standardly the effect is expressed as a radiative forcing. We will show that the radiative balance implies a ratio  $R$  between the temperature at groundlevel and that of the top of the atmosphere (TOA).  $R$  depends only on the composition of the atmosphere. Since the atmosphere is well-mixed, the same  $R$  can be used everywhere on the earth, although the variation of the temperature of the TOA varies largely with the latitude and the season.

We first discuss the 1-dimensional version of the model in which the radiation is only in the vertical direction. That simplifies the mathematics and leads to a closed expression for the greenhouse ratio  $R$ . Then we consider the angular resolved model and show how this version can be solved. Finally we construct a very good approximation which again leads to a closed expression for  $R$ . The paper closes with a discussion of the outgoing spectrum and the significance of the result.

## 2 The Model

The semi-gray atmosphere splits the spectrum in a transparent region and an absorbing region. For the criterion between transparent and absorbing we consider the cross-section  $\sigma(\nu)$  of a greenhouse molecule, which is a function of the frequency  $\nu$ . Multiplying  $\sigma(\nu)$  with the density  $n(z)$  defines the inverse absorption length  $l(\nu)$

$$l(z, \nu) = \frac{1}{n(z)\sigma(\nu)} \quad (1)$$

The absorption length gives the distance over which radiation dies out. The density  $n(z)$  of the atmosphere decays in an exponential way

$$n(z) = n(0) \exp(-z/l_{\text{atm}}) \equiv n(0)\tau(z), \quad (2)$$

where  $l_{\text{atm}}$  is the ‘‘height’’ of the atmosphere (8.5 km).  $\tau(z)$  is the ‘‘thickness’’, later to be related to the optical thickness [6]. The ratio  $q(\nu)$  of the absorption length and  $l_{\text{atm}}$

$$q(\nu) = \frac{l(0, \nu)}{l_{\text{atm}}}, \quad (3)$$

gives a dimensionless measure of the strength of the absorption. We may see frequencies  $q(\nu) > 1$  as absorbing and  $q(\nu) < 1$  as transparent. The frequencies are weighted with the normalized Planck distribution

$$P_{\text{Pl}}(\nu) = \frac{15}{\pi^4} \left( \frac{h}{k_B T} \right)^4 \frac{\nu^3}{\exp(h\nu/k_B T) - 1}. \quad (4)$$

The fraction  $r$  of absorbing frequencies is then given by the integral

$$r = \int_{\text{abs}} d\nu P_{\text{Pl}}(\nu), \quad (5)$$

where the integration runs over the absorbing segment. The average absorption  $\langle q \rangle$  is given by

$$\langle q \rangle = \int d\nu q(\nu) P_{\text{Pl}}(\nu). \quad (6)$$

The semi-gray atmosphere is defined as transparent  $q(\nu) = 0$  outside the absorbing segment and absorbing  $q(\nu) = q$

$$q = \langle q \rangle / r \quad (7)$$

inside the absorbing segment. The value of  $q$  is thus chosen such that the average absorption of the model equals that of the full spectrum.  $q$  and  $r$  are the parameters of the model. The case  $r = 1$  corresponds to a gray atmosphere with a uniform absorption coefficient for the whole frequency range.

The core of the paper is the derivation of radiation equations and the solution of these equations. With the explicit solution we can determine the size of the greenhouse effect as function of  $q$  and  $r$  as far as it is determined by the radiation balance.

## 3 The Radiation Balance

The only way to get rid of the energy of the incoming solar radiation is to radiate the same amount back into space. There is no need to balance the in- and outgoing radiation at

# Solar Influx

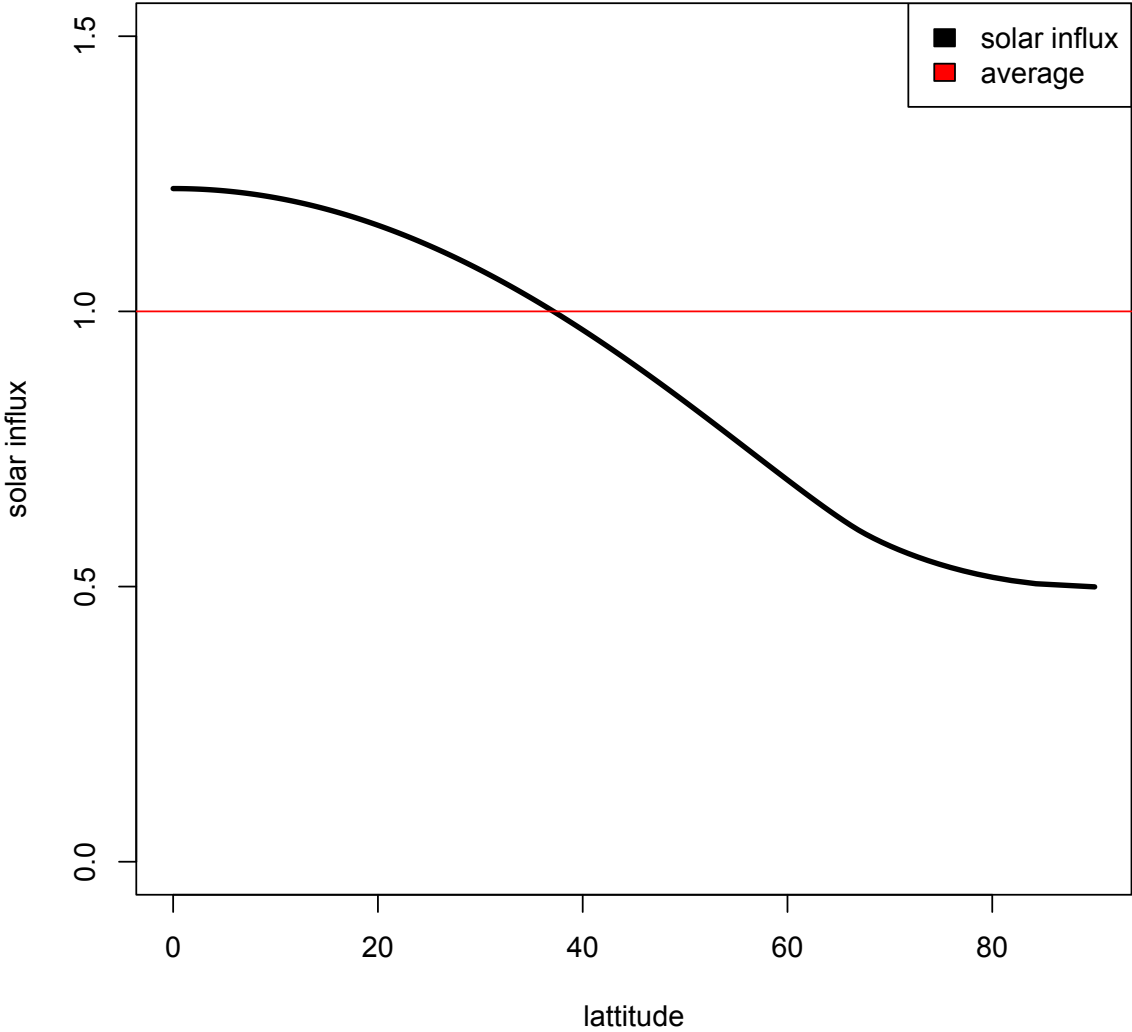


Figure 1: Yearly average of the solar radiation as function of the latitude  $\theta$

every moment and everywhere. As the radiation equations are linear it suffices to balance the radiation on the average in space and time. One may consider the two extremes: one where the earth is perfectly conducting such that the radiation temperatures are the same for all positions and one where the earth is a perfect insulator. Then the balance between and incoming and outgoing radiation has to be satisfied for every latitude. The reality is in between. The average temperatures on the various latitudes are quite different but not as large as the influx would give.

There are three streams of relevant thermal radiation. The primary outgoing stream is the radiation from the surface of the earth. While passing through the atmosphere it is partially absorbed. The absorbed energy is released again in the form of radiation and generates secondary streams in upward and downward direction. The basic equation for the strength of these streams is the condition that at every layer in the atmosphere the net (upward) current is constant and equal to the incoming solar radiation. The process

of absorption and re-emission of radiation forms a resistance for energy flow. To overcome this resistance a radiation pressure must build up by a gradual temperature increase towards the ground. From the equations for the radiation flow we derive the temperature distribution of the atmosphere. The difference between the ground temperature and that at the top of the atmosphere (TOA) gives the radiation greenhouse effect. Due to other parallel energy flows (convection, turbulence, latent heat of evaporation) the true greenhouse effect is smaller than the radiation greenhouse effect.

Before we discuss the model equations we first collect some data on the input of the solar radiation. Then we introduce the radiation equations for a one-dimensional vertical flow (see also [4]). This simplified model better shows the competition between the various flow components. Moreover the solution of these balance equations can be obtained by pure analytical means. Next we discuss the three-dimensional flow pattern. Finally we analyze how the density of CO<sub>2</sub> influences the parameters  $q$  and  $r$  and draw the conclusion.

## 4 The radiation input

The basic relation between temperature and black body radiation is the law of Stefan-Boltzmann

$$F = \sigma_{\text{SB}} T^4 \quad (8)$$

Here  $T$  is the absolute temperature of the radiating substance,  $F$  the outgoing radiation flux and  $\sigma_{\text{SB}}$  is a universal constant with the value

$$\sigma_{\text{SB}} = 5.670374419 * 10^{-8} \text{W/m}^2 \text{K}^{-4}. \quad (9)$$

$\sigma_{\text{SB}}$  involves only fundamental constants like the speed of light, the Planck constant and the Boltzmann constant.

The input radiation is determined by the surface temperature of the sun  $T_{\odot} = 5778$  K and a number of geometrical factors. The flux of solar radiation  $S_{\odot}$  is associated with the temperature of the sun

$$S_{\odot} = \sigma_{\text{SB}} T_{\odot}^4 = 5.6704 * 10^{-8} (5778)^4 = 6.319 * 10^7 \text{W/m}^2. \quad (10)$$

The radius of the sun  $R_{\odot} = 6.957 * 10^8$  m and the distance of the earth to the sun is  $R_{\oplus} = 1.496 * 10^{11}$  m. Thus the strength of the flux at the earth is diminished to

$$S_{\oplus} = S_{\odot} (R_{\odot}/R_{\oplus})^2 = 1.369 * 10^3 \text{W/m}^2. \quad (11)$$

The earth has a cross-section for the radiation of  $\pi R_{\oplus}^2$  and a surface  $4\pi R_{\oplus}^2$ . So on the average the earth receives the flux  $S_{\oplus}/4$ . Moreover the earth has an albedo which fluctuates remarkably stable around 0.29 [5]. This means the 29% of the incoming flux is reflected and 71% reaches the surface of the earth. So the effective in-flux is

$$S_{\text{in}} = 0.71 S_{\oplus}/4 = 243 \text{W/m}^2 \equiv F_{\text{out}}, \quad (12)$$

which heats the earth. The problem is how it is transmitted through the atmosphere back into space.

A simplistic view, due to Arrhenius [7], is to see the earth as a black body radiator with a uniform temperature  $T_{\text{out}}$ . According to the Stefan-Boltzmann law  $T_{\text{out}}$  should be

$$T_{\text{out}} = (F_{\text{out}}/\sigma_{\text{SB}})^{1/4} = 256 \text{K}. \quad (13)$$

Compared to the average ground temperature of 288 K this differs 32 K, which is attributed to the greenhouse effect. In Fig. 1 we plot the incoming radiation as function of the latitude.

The differences are large. At the equator the influx is 25% larger than average and at the poles 50% smaller than average. The greenhouse effect is the temperature difference between the surface of the earth and the top of the atmosphere where the air is so dilute that thermal radiation passes without noticeable absorption. There the outgoing flux must equal the flux given by Eq. (12) in order that the earth keeps the same temperature.

An alternative and more useful measure for the greenhouse effect is the ratio  $R$  of the temperature at the surface of the earth and the temperature at the top. This is a property of the composition of the atmosphere. The estimate of Arrhenius gives for the present value  $R=288/256=1.125$ . The fourth power  $R^4$  gives the ratio of the intensity of the radiation at the surface and the top. Since the equation for the radiation is linear we may use  $R$  to estimate the ground temperature for different values of the top radiation.

An example of such different values of the outgoing radiation follows from the opposite of the Arrhenius assumption. Arrhenius assumes that the temperature on the earth is everywhere the same as it would be if the earth would be a perfect conductor. The opposite is to assume that the earth is a perfect insulator. Then there is no exchange of heat between the various latitudes, which receive quite different amounts of radiation. Let  $\phi(\theta)$  be the angle between the direction of the sun and the normal of the surface at a latitude  $\theta$ . We use the function  $f(\theta)$  as

$$f(\theta) = 4\langle\cos(\phi(\theta))\rangle, \quad (14)$$

where the average is over the duration of the day and the days of the year. The 4 is for convenience since we know that the average over all latitudes equals 1/4. Thus  $f(\theta)$  gives the fraction of the radiation that enters at latitude  $\theta$ . Then we have the thermal out-flux  $F_{\text{out}}(\theta)$  equal to solar influx at latitude  $\theta$

$$F_{\text{out}}(\theta) = S_{\text{in}} f(\theta). \quad (15)$$

with  $S_{\text{in}}$  given by Eq. (12). The same amount has to leave at the top of the atmosphere. The atmosphere has at all latitudes the same composition. So we may use the same ratio  $R$  for all latitudes. Thus the surface temperature at latitude  $\theta$  equals

$$T(\theta) = R T_{\text{out}} f(\theta)^{1/4} = 288 f(\theta)^{1/4} \text{K}. \quad (16)$$

The curve  $f(\theta)^{1/4}$  is also shown in Fig. 2. Although the variation in  $f(\theta)$  is substantial, the 1/4 power makes the deviations from 1 much smaller. Translating them with Eq. (16) into temperatures we find 31 °C at the equator and -30 °C at the poles. In reality the differences are smaller as can be expected since heat flows from the equator to the poles leveling the temperature differences. But this temperature profile is closer to the reality than the constant value of Arrhenius.

## 5 The absorption Equation

The surface of the earth emits thermal radiation in response to the influx of solar radiation in the visible frequency range. In this section, where we consider only radiation in the vertical direction, the radiation components are functions of the height  $z$  and the frequency  $\nu$ . The primary stream is the radiation of the surface of the earth.

## Radiation Temperatures

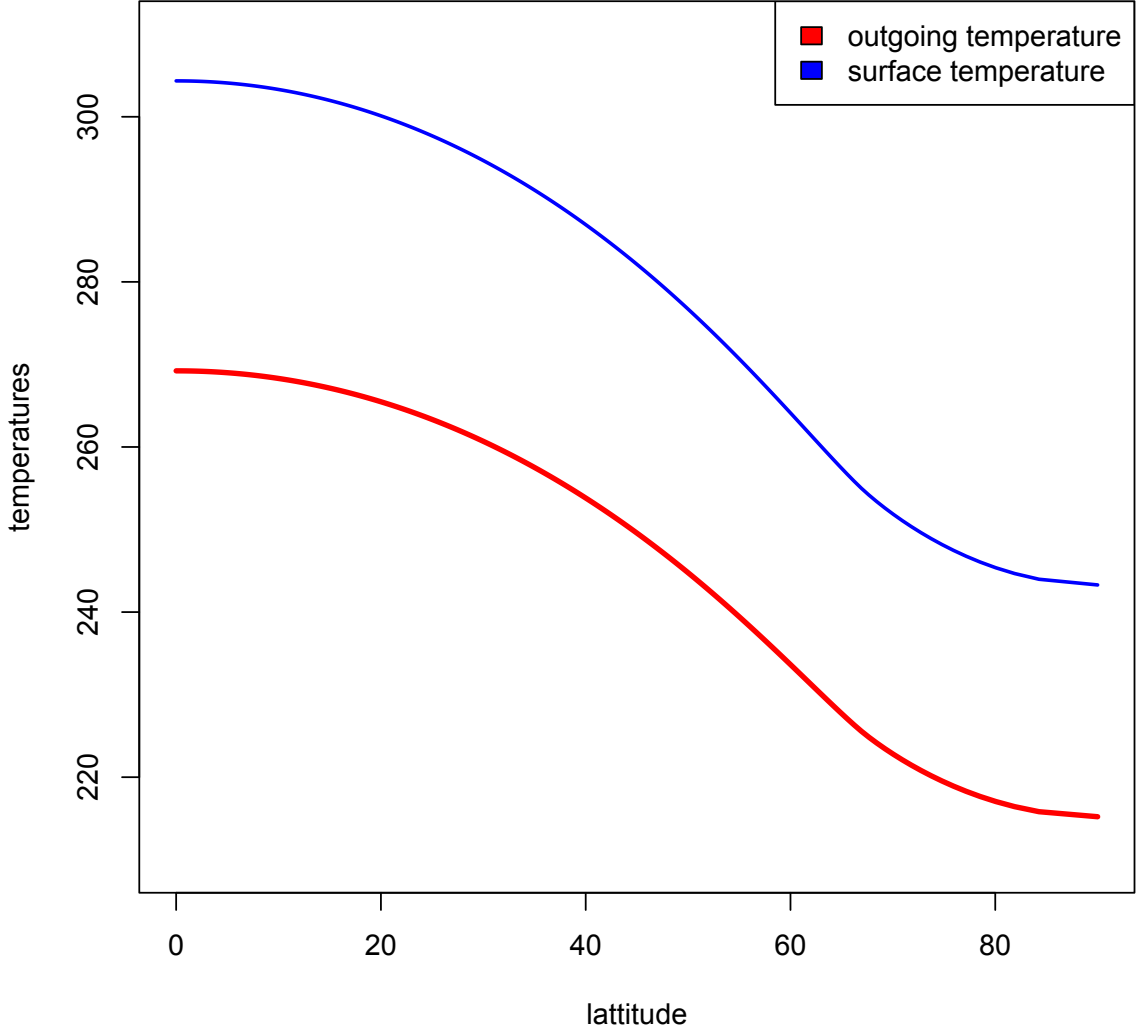


Figure 2: Yearly average of the radiation as function of the latitude  $\theta$

### 5.1 The Primary stream

The primary stream is denoted as  $I_0(z; \nu)$ . At the groundlevel  $z = 0$  it has a frequency distribution given by the (normalized) Planck distribution (1). Thus at  $z = 0$   $I_0(0; \nu)$  has the shape

$$I_0(0; \nu) = I_0 P_{\text{Pl}}(\nu) \quad (17)$$

On its way to higher layers it is partially absorbed by the greenhouse gasses with absorption cross-section  $\sigma(\nu)$ . The absorption causes the radiation to decay in an exponential way, the law of Lambert-Beer [8]

$$I_0(z; \nu) = G(z, 0; \nu) I_0(0; \nu), \quad (18)$$

where the propagator  $G$  is given by

$$G(z, z'; \nu) = \exp\left(-\int_{z'}^z dz'' n(z'') \sigma(\nu)\right). \quad (19)$$

The integration in the exponent of  $G$  can be carried out

$$G(z, z'; \nu) = \exp(-q(\nu)|\tau(z) - \tau(z')|). \quad (20)$$

In our model  $q(\nu)$  is replaced by 0 for the transparent region and by  $q$  for the absorbing region.

## 5.2 The Secondary Streams

The greenhouse molecules, like  $\text{CO}_2$ , collide at a high rate ( $10^7/\text{sec}$ ) with the ambient air molecules. These collisions broaden the absorption lines to Lorentzian lines [9]. The absorption is proportional to the strength  $I(z; \nu)$  of the radiation at level  $z$  multiplied by the absorption coefficient  $n(z)\sigma(\nu)$ . The excited greenhouse molecules collide again frequently with the air molecules before they would fall back to the groundstate. So the excitation energy leaks away to the degrees of freedom of all the other molecules and the extra energy is radiated away as thermal energy, distributed in frequency by a Planck distribution. The emitted radiation has an amplitude<sup>1</sup>  $J(z)$  and is thermally distributed over the frequencies. Conservation of energy then requires that

$$J(z)dz = n(z)dz \int d\nu \sigma(\nu) I(z; \nu). \quad (21)$$

On the right hand side we have the amount of energy absorbed in the layer  $(z, dz)$  and on the left hand side the amount of energy that is emitted in layer  $(z, dz)$  [10].

The incoming flux  $I(z; \nu)$  is the sum of three currents

$$I(z; \nu) = I_0(z; \nu) + I_{\uparrow}(z; \nu) + I_{\downarrow}(z; \nu). \quad (22)$$

The first is the primary current coming from the surface of the earth defined in Eq. (20).  $I_{\uparrow}$  is the secondary upstream coming from the layers below  $z$  and  $I_{\downarrow}$  is the downstream coming from the layers above  $z$ .

The upstream  $I_{\uparrow}$  is the integral of the emitted radiation at level  $z' < z$  in the upward direction

$$I_{\uparrow}(z; \nu) = \frac{1}{2} \int_0^z dz' G(z, z'; \nu) J(z') P_{\text{Pl}}(\nu). \quad (23)$$

The strength of the emitted radiation at level  $z'$  equals  $J(z')$  and it has a thermal distribution over the frequencies  $\nu$ . Likewise the downstream

$$I_{\downarrow}(z; \nu) = \frac{1}{2} \int_z^{\infty} dz' G(z, z'; \nu) J(z') P_{\text{Pl}}(\nu). \quad (24)$$

$J$  is expressed by Eq. (21) in terms of  $I(z; \nu)$ , which is the sum of the three currents  $I_0, I_{\uparrow}$  and  $I_{\downarrow}$ , which in turn depend by Eq. (23) and (24) on  $J$ . So Eq. (21) is an integral equation for  $J$ . The study of this integral relation is the core of this note. We will refer to it as to the *absorption* equation since it expresses the equality between the absorbed and re-emitted radiation.

For the semi-gray atmosphere the integration over the frequencies can be carried out in the absorption equation (21). The factor  $\sigma(\nu)$  selects the absorbing domain  $r$ . Thus

$$J(z) = \frac{qr\tau(z)}{l_{\text{atm}}} \left[ I_0^a(z) + I_{\uparrow}^a(z) + I_{\downarrow}^a(z) \right], \quad (25)$$

---

<sup>1</sup>The dimension of  $J$  is flux/length



where the superscript  $a$  indicates that the absorbing component of the current has to be taken [10] The three integrated currents read

$$\begin{cases} I_0^a(z) &= I_0 G(z, 0), \\ I_\uparrow^a(z) &= \frac{1}{2} \int_0^z dz' G(z, z') J(z'), \\ I_\downarrow^a(z) &= \frac{1}{2} \int_z^\infty dz' G(z, z') J(z'). \end{cases} \quad (26)$$

The propagator  $G(z, z')$  is given in Eq. (20) with the  $q$  of the model.

$$G(z, z') = \exp(-q|\tau(z) - \tau(z')|). \quad (27)$$

The equation becomes more transparent by changing from the height variable  $z$  to the optical thickness  $\rho(z)$

$$\rho(z) = q\tau(z) = q \exp(-z/l_{\text{atm}}), \quad z(\rho) = -l_{\text{atm}} \log(\rho/q), \quad dz = -l_{\text{atm}} \frac{d\rho}{\rho}, \quad (28)$$

which leads to the relation

$$j(\rho) = I_0 r \exp(\rho - q) + \frac{r}{2} \int_\rho^q d\rho' \exp(\rho - \rho') j(\rho') + \frac{r}{2} \int_0^\rho d\rho' \exp(\rho' - \rho) j(\rho'), \quad (29)$$

where  $j(\rho)$  stands for the combination

$$j(\rho) = l_{\text{atm}} J(z(\rho))/\rho. \quad (30)$$

Eq. (30) can be solved analytically. Before we give the solution we compare it with another equation expressing the conservation of energy.

## 6 The Flow Equation

Since there is no accumulation or loss of energy in the layers of the atmosphere the net upward flow of radiation is constant and equal to the outward flow of energy at the top of the atmosphere [11]

$$F(z) = I_0(z) + I_\uparrow(z) - I_\downarrow(z) = F_{\text{out}}. \quad (31)$$

On the average over the earth it equals  $S_{\text{in}}$  given in Eq. (12). As the ingredients of the flux  $F(z)$  are linearly dependent on  $J(z)$ , Eq. (31) is also an integral equation for  $J(z)$ . We call this the *flow* equation. In order to see the relation between the absorption equation and the flow equation we make the contributions to Eq. (31) explicit for the semi-gray model. Each of the three streams has an absorbing and transmitting part

$$I_\gamma(z) = r I_\gamma^a(z) + (1 - r) I_\gamma^o(z), \quad \gamma = 0, \uparrow, \downarrow. \quad (32)$$

The absorbing components are given in Eq. (26) and the the transmitting components are given by the same expression Eq. (26) but with  $G(z, z')$  replaced by 1. Using the transformation Eq. (28) we find for the three streams

$$\begin{cases} I_0(z) &= I_0[r \exp(\rho - q) + (1 - r)], \\ I_\uparrow(z) &= \frac{r}{2} \int_\rho^q d\rho' \exp(\rho - \rho') j(\rho') + \frac{1 - r}{2} \int_\rho^q d\rho' j(\rho'), \\ I_\downarrow(z) &= \frac{r}{2} \int_0^\rho d\rho' \exp(\rho' - \rho) j(\rho') + \frac{1 - r}{2} \int_0^\rho d\rho' j(\rho'). \end{cases} \quad (33)$$

Using the expressions (33) for the currents in (31) we find that the relation

$$\frac{\partial F(z)}{\partial \rho} = 0 \quad (34)$$

is the same as the absorption equation (29).

## 7 The Solution of the Equations

In the Appendix the solution for the absorption and flow equation has been worked out for a slightly more general kernel for the integral equation. Here we summarize the solution for the parameters  $a = b = 1$  in Eq. (59). As the absorption equation is implied by the flow equation it suffices to solve the latter. However the absorption equation is more suggestive for the form of the solution which reads

$$j(\rho) = [a_+ \exp(\alpha\rho) + a_- \exp(-\alpha\rho)]F_{\text{out}}. \quad (35)$$

The exponent  $\alpha$  equals

$$\alpha = \sqrt{1 - r}. \quad (36)$$

Inserting this solution into the absorption equation gives two linear relations between the coefficients  $a_{\pm}$  and the amplitude  $I_0$ . Inserting the form (35) into the flow equation leads to the same two relations and in addition to a third relation in which also  $F_{\text{out}}$  features. Solving the set of three linear relations between  $a_{\pm}$  and  $I_0$  gives the solution

$$a_+ = \frac{2(1 + \alpha)}{\alpha \det(q, \alpha)}, \quad a_- = -\frac{2(1 - \alpha)}{\alpha \det(q, \alpha)}. \quad (37)$$

with the expression for  $\det(q, \alpha)$

$$\det(q, \alpha) = \frac{1 + \alpha}{1 - \alpha} \exp(q\alpha) + \frac{1 - \alpha}{1 + \alpha} \exp(-q\alpha) + 2. \quad (38)$$

With the explicit form (35) for  $j(\rho)$  all streams can be calculated.

## 8 Local Thermodynamic Equilibrium

Sofar the discussion concerns only the radiation, but for the greenhouse effect the temperature is important. The connection between radiation and temperature is established through the requirement of local thermodynamic equilibrium. In our case it means that the total strength of the radiation  $I(z)$ <sup>2</sup>

$$I(z) = I_0(z) + I_{\uparrow}(z) + I_{\downarrow}(z). \quad (39)$$

corresponds to the local temperature  $T(z)$  according to the law of Stefan-Boltzmann

$$I(z) = \sigma_{\text{SB}} T^4(z). \quad (40)$$

Since  $I_{\downarrow}(\infty) = 0$  the value of  $I(\infty) = F(\infty) = F_{\text{out}}$ .

---

<sup>2</sup>Rather than introducing new symbols for integrated quantities, we adopt the convention to use the same symbol but give it less arguments. So  $I(z)$  is  $I(z; \nu)$  integrated over the frequencies.

The greenhouse effect is best represented by the ratio of the temperature at the surface and that at the top of the atmosphere.

$$R = \frac{T(0)}{T(\infty)} = \left( \frac{I(0)}{I(\infty)} \right)^{1/4}. \quad (41)$$

Combining the radiation intensity  $I(z)$  with the flow equation (31) we find the useful relation

$$I(z) = F_{\text{out}} + 2I_{\downarrow}(z) \quad (42)$$

Since  $I_{\downarrow}(\infty) = 0$  we can rewrite Eq. (41) as

$$R = \left( 1 + 2 \frac{I_{\downarrow}(0)}{F_{\text{out}}} \right)^{1/4}. \quad (43)$$

For the down flow  $I_{\downarrow}(z)$  we find (using relation (65) for some simplification)

$$2 \frac{I_{\downarrow}(z)}{F_{\text{out}}} = (\exp(\alpha\rho) - 1)a_+ + (\exp(-\alpha\rho) - 1)a_- \quad (44)$$

### The Greenhouse Factor R

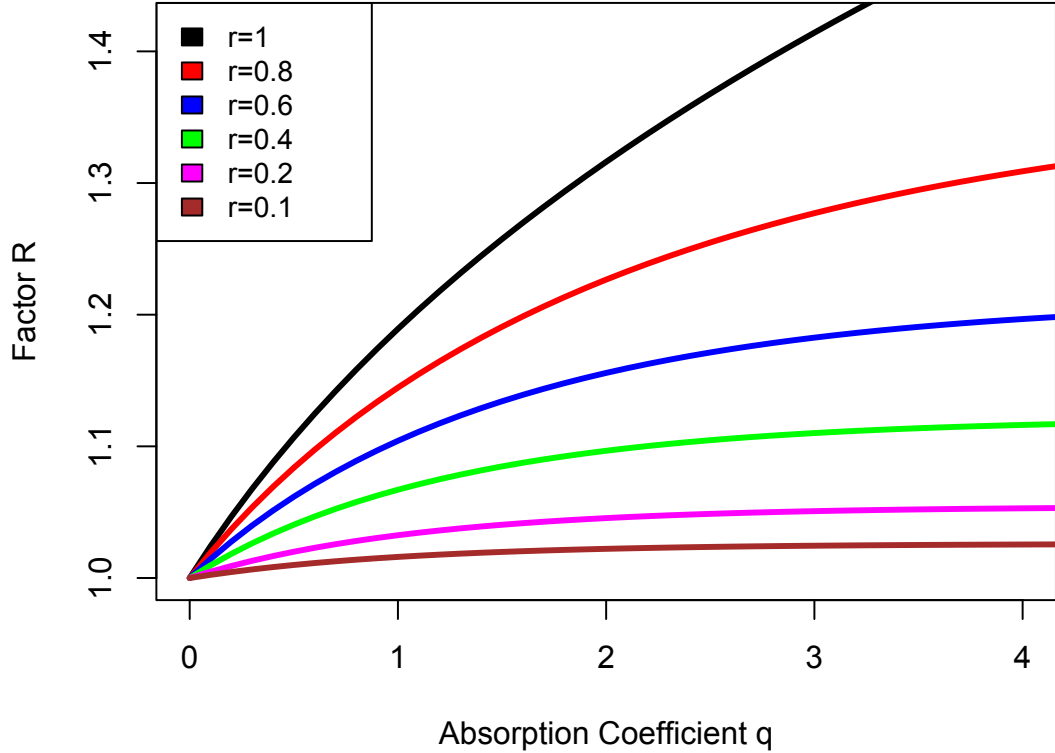


Figure 3: The Greenhouse Factor  $R(q, r)$  as function of the absorption coefficient  $q$  (optical thickness) and the absorption range  $r$ .

Inserting the expressions (37) for  $a_{\pm}$  yields for the ratio

$$\frac{I_{\downarrow}(0)}{F_{\text{out}}} = \left( \frac{1+\alpha}{\alpha} \exp(q\alpha) - \frac{1-\alpha}{\alpha} \exp(-q\alpha) - 2 \right) / \det(q, \alpha). \quad (45)$$

In the limit of small  $q$  we find

$$R_{q \rightarrow 0} = (1 + qr)^{1/4} \quad (46)$$

and for large  $q$

$$R_{q \rightarrow \infty} = \left( \frac{1-\alpha}{\alpha} \right)^{1/4}. \quad (47)$$

In Fig. 3 we show the greenhouse factor  $R$  as function of model parameters  $q$  and  $r$ .

## 9 The angular dependence of the Radiation

Sofar we treated the atmosphere as 1-dimensional with only a vertical coordinate. On the average the radiation propagates indeed only in the vertical direction. But the propagation of the average radiation is not equal to the average of the propagated radiation, since the propagator depends on the angle of the radiation. So we have to consider the radiation as a function, not only of height and frequency, but also of the angle  $\theta$  with the normal. The most important change is that we have to substitute for the propagator in the direction  $\theta$

$$G(z, z') = \exp(-|\rho(z) - \rho(z')|) \Rightarrow \exp(-|\rho(z) - \rho(z')| / \cos(\theta)). \quad (48)$$

The  $\cos(\theta)$  in the denominator of the exponent accounts for the longer path from layer  $z'$  to  $z$  in the direction  $\theta$ .

In the absorption equation we need to integrate over all directions  $\theta$  in order to find the total energy that is absorbed. So we encounter integrals of the type

$$\int_0^{\pi/2} \sin(\theta) d\theta \cos^n(\theta) \exp(-|\rho(z) - \rho(z')| / \cos(\theta)) = E_{2+n}(|\rho(z) - \rho(z')|), \quad (49)$$

where the  $E_n$  are logarithmic integrals defined as

$$E_n(x) = \int_1^{\infty} \frac{dy}{y^n} \exp(-xy). \quad (50)$$

The absorption equation (29) involves an unweighted integral over angles ( $n = 0$ ) and therefore reads

$$j(\rho) = I_0 r E_2(q - \rho) + r \int_{\rho}^q d\rho' E_2(\rho' - \rho) j(\rho') + r \int_0^{\rho} d\rho' E_2(\rho - \rho') j(\rho'). \quad (51)$$

For the flow equation the angular integral involves an extra  $\cos(\theta)$  since only the flow in the vertical direction counts in the upward flow. So we get the function  $E_3$  for the absorbing terms and a factor 1/2 for the non-absorbing terms. The three currents read

$$\begin{cases} I_0(z) &= I_0 \left[ r E_3(q - \rho) + \frac{1-r}{2} \right], \\ I_{\uparrow}(z) &= r \int_{\rho}^q d\rho' E_3(\rho' - \rho) j(\rho') + \frac{1-r}{2} \int_{\rho}^q d\rho' j(\rho'), \\ I_{\downarrow}(z) &= r \int_0^{\rho} d\rho' E_3(\rho - \rho') j(\rho') + \frac{1-r}{2} \int_0^{\rho} d\rho' j(\rho'). \end{cases} \quad (52)$$

With these three currents the flow is constructed as in Eq. (31).

As a check on the equations we show that the absorption equation is the derivative of the flow equation with respect to  $\rho$ . The derivative gives two types of terms: those originating from  $\rho$  appearing in the boundaries of the integrations and those coming from the derivative of  $E_3(\rho - \rho')$ . The former yield  $-j(\rho)$ , which is the left hand side of Eq. (51) and the latter are computed with

$$\frac{dE_3(\rho - \rho')}{d\rho} = -E_2(\rho - \rho') \quad (53)$$

We have not found a solution for Eq. (51) in closed form. Writing the integrals as sums over a set of points, the integral equation becomes a set of linear equations which permit a numerical solution. In Fig. 4 we show the greenhouse factor  $R$  for the angular resolved equations. In the same Figure we also have drawn the results for the approximation

## The Greenhouse Factor R

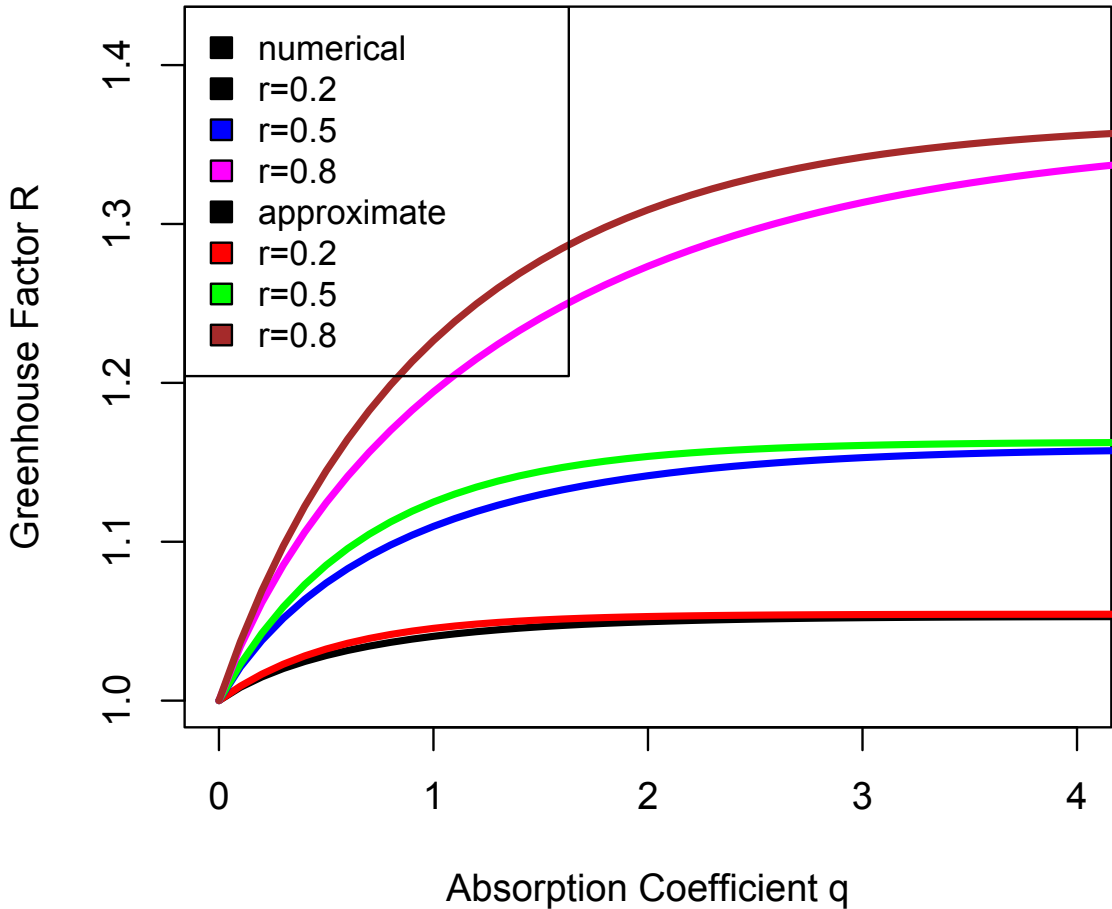


Figure 4: The Greenhouse Factor  $R(q, r)$  as function of the absorption coefficient  $q$  (optical thickness) and the absorption range  $r$ , for the angular resolved equations.

$$E_3(\rho - \rho') \Rightarrow \frac{1}{2} \exp(-2(\rho - \rho')), \quad E_2(\rho - \rho') \Rightarrow \exp(-2(\rho - \rho')) \quad (54)$$

These replacements are correct for  $\rho = \rho'$ . For  $E_2$  the integral is the same and for  $E_3$  the integral, which is  $1/3$ , becomes in the approximation equal to  $1/4$ . The equations can be solved in closed form for this approximation (see the Appendix). One sees in the Fig. 4 that the approximation is very accurate for low  $r$ . For  $r = 0.8$  the approximation still follows the trend but is less accurate. The approximate solution just has  $q$  replaced by  $2q$  in the 1-dimensional model.

## 10 The Spectrum of the outgoing Radiation

Another signature of the greenhouse effect is the change in the spectrum of the outgoing radiation. Without absorption the spectrum would be distributed according to the Planck distribution, with the temperature based on the strength of  $F_{\text{out}}$ . Due to the absorption the absorbing frequencies are depleted in favor of the transparent frequencies. The depleted frequencies are represented by

$$I_0^a(\infty) + I_{\uparrow}^a(\infty) = \frac{4}{\det(q, \alpha)} F_{\text{out}} \quad (55)$$

The transparent frequencies that benefit of the absorption are given by

$$I_0^o(\infty) + I_{\uparrow}^o(\infty) = \left(1 - \frac{4}{\det(q, \alpha)}\right) F_{\text{out}} \quad (56)$$

Note that the sum of the currents on the left hand side of Eq. (55) and (56) equals  $F_{\text{out}}$  as it should on the basis of the flow equation. Since  $\det(q, \alpha)$  grows with the absorption  $q$  the part of the absorbing spectrum gradually decreases in favor of the transparent part.

We get the intensities of the radiation in the two regimes by dividing them by their size:  $r = 1 - \alpha^2$  for the absorbing part and  $1 - r = \alpha^2$  for the transparent part. So the spectrum reads for the transparent part

$$I^o(\nu; \infty) = \frac{1}{\alpha^2} \left(1 - \frac{4}{\det(q, \alpha)}\right) P_{\text{Pl}}(\nu), \quad (57)$$

and for the absorbing part

$$I^a(\nu; \infty) = \frac{4}{(1 - \alpha^2) \det(q, \alpha)} P_{\text{Pl}}(\nu), \quad (58)$$

In Fig. 5 we have shown the outgoing spectrum for a number of absorptions  $q$  and a value of  $r = 0.11$ . The radiation of the absorbing frequencies is reduced in favor of the radiation of the transparent frequencies. This is clearly demonstrated in Fig. 5 where we show the effect of an absorbing region between the frequencies  $620 \text{ cm}^{-1}$  and  $720 \text{ cm}^{-1}$  and the frequencies between  $1941 \text{ cm}^{-1}$  and  $1981 \text{ cm}^{-1}$ . These regions correspond to the absorption band of symmetric bending mode of  $\text{CO}_2$  and the transition from the first excited symmetric stretching mode to the first excited asymmetric stretching mode [12]. Again one observes that the effect of more  $\text{CO}_2$  saturates above  $q = 4$ , which is still a rather weak absorption with an absorption length of some 3 km.

The dent in the spectrum has sharp walls since we have a sharp distinction between absorbing and transparent frequencies. One observes that for  $q > 4$  the absorbing frequencies are almost completely removed from the spectrum (saturation), while  $q = 4$  is still a weak absorption with an absorption length of 3 km.

## Outgoing Flux

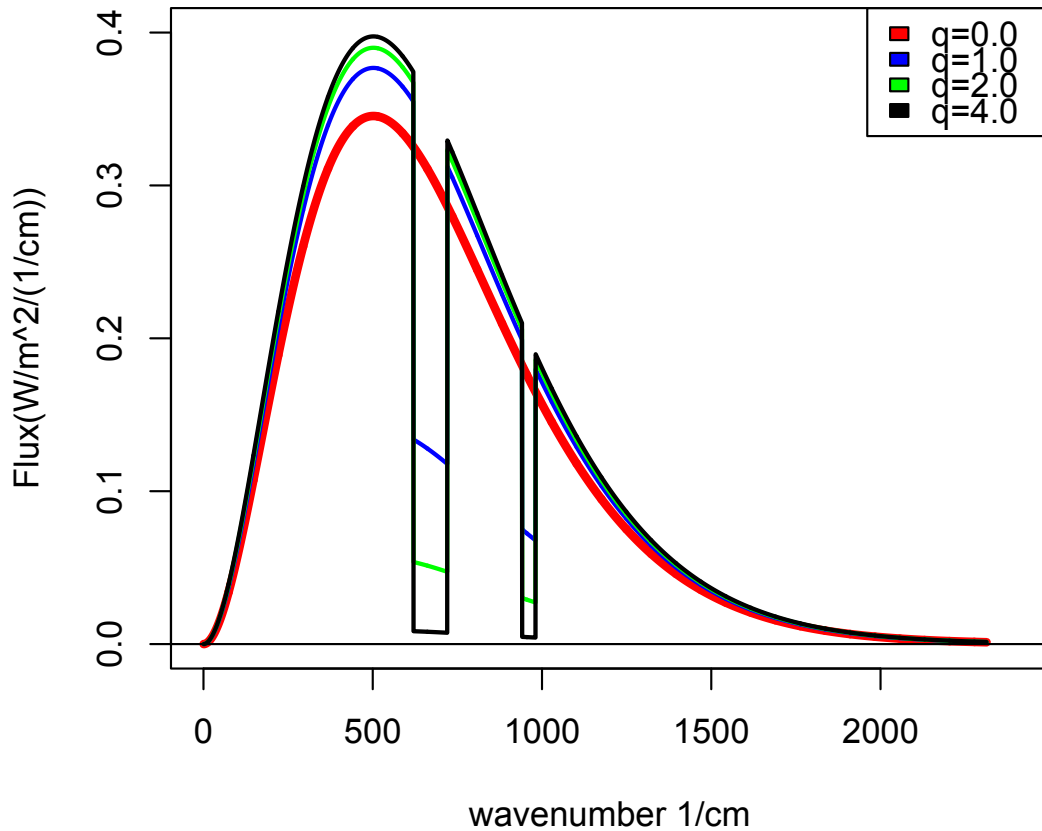


Figure 5: The spectrum of the outgoing radiation for a number of absorptions  $q$  and a value of  $r = 0.14$

## 11 Conclusion

We have studied the radiative balance of a semi-gray atmosphere, consisting out of a region with a constant absorption coefficient and a background of transparent frequencies. The absorbing region may exist out of a number of separately absorbing lines. For the exact solution it is necessary that the absorbing lines are of equal strength. Such an atmosphere is characterized by two parameters: the strength  $q$  of the absorption and the size  $r$  of the absorbing region.

The greenhouse effect is represented as a ratio  $R$  of the temperature at the surface of the earth and at the top of the atmosphere, where the temperature is determined by the radiative outflow.  $R$  is a more convenient parameter than the usual temperature difference between the bottom and the top of the atmosphere, which is e.g. latitude dependent, while  $R$  only depends on the composition of the atmosphere. The dependence of  $R$  on  $r$  and  $q$  is shown in Fig. 3. The general tendency is that for fixed and small  $r$  the ratio  $R$  increases with  $q$  but soon saturates. For  $r = 1$  (gray atmosphere) it keeps rising with  $q$ .

The spectrum of the outgoing radiation gives a more detailed picture of the effect of the absorption. A higher concentration of  $\text{CO}_2$  has also influence on the width of the

absorbing region. According to Arrhenius [7] the width increases logarithmically with the concentration.

We have confined ourselves to the result of the radiation balance and ignored all secondary processes, such as convection, turbulence and the latent heat of evaporation of water. All these processes lead to contributions to the upward energy stream. That means that the energy current due to radiation becomes smaller for a balance and the associated temperature gradient becomes smaller. Thus the greenhouse effect on the basis of the radiation balance overestimates the effect. Also there may be an unbalance due to energy storage in the oceans. This will also lower the real greenhouse effect.

**Acknowledgement** The author is indebted to Bernard Nienhuis for numerous discussions on radiation and to Henk Lekkerkerker for arousing interest in the modes of CO<sub>2</sub>. An extensive e-mail exchange with Ad Huijser on the subject is gratefully acknowledged. Wim Witteman provided an analysis of the spectrum of CO<sub>2</sub> [12].

## A Generalized 1-dimensional Propagator

In this section we discuss the flow on the basis of the propagator

$$G(\rho - \rho') = b \exp(-a|\rho' - \rho|) \quad (59)$$

The purpose of this propagator is to provide a soluble approximation for the angular averaged equations. (The 1-dimensional version of the model is characterised by the values  $a = b = 1$ .)

For the consistency of the flow and the absorption equation we used  $E_3(0) = 1/2$ . So if  $G(\rho - \rho')$  is employed as an approximation to  $E_3(\rho - \rho')$  we must set  $b = 1/2$ .

The flow equation of this propagator involves the three flows

$$I_0(\rho) + I_{\uparrow}(\rho) - I_{\downarrow}(\rho) = F_{\text{out}}, \quad (60)$$

with the expressions

$$\begin{cases} I_0(\rho) &= I_0 r G(q - \rho) + I_0 \frac{1-r}{2}, \\ I_{\uparrow}(\rho) &= r \int_{\rho}^q d\rho' G(\rho - \rho') j(\rho') + \frac{1-r}{2} \int_{\rho}^q d\rho' j(\rho'), \\ I_{\downarrow}(\rho) &= r \int_0^{\rho} d\rho' G(\rho - \rho') j(\rho') + \frac{1-r}{2} \int_0^{\rho} d\rho' j(\rho'). \end{cases} \quad (61)$$

The flow equation is an equation for the absorption  $j(\rho)$ . The absorption equation follows by differentiation of the flow equation with respect to  $\rho$ . It has the form

$$j(\rho) = ar \left( I_0 G(q - \rho) + \int_{\rho}^q d\rho' G(\rho - \rho') j(\rho') + \int_0^{\rho} d\rho' G(\rho - \rho') j(\rho') \right). \quad (62)$$

By applying the operator  $\mathcal{O}$

$$\mathcal{O} = \exp(-a\rho) \frac{d}{d\rho} \exp(2a\rho) \frac{d}{d\rho} \exp(-a\rho) \quad (63)$$

to both sides of the equation it obtains the form

$$\frac{d^2 j(\rho)}{d\rho^2} - a^2 j(\rho) = -a^2 r j(\rho). \quad (64)$$



The solution of this absorption equation is a sum of two exponentials

$$j(\rho) = [a_+ \exp(a\alpha\rho) + a_- \exp(-a\alpha\rho)]F_{\text{out}} \quad (65)$$

with (as in Eq. (36))

$$\alpha = \sqrt{1 - r}. \quad (66)$$

The constants  $a_{\pm}$  are found by inserting the expression (65) into the absorption equation (63). The result is a sum over four exponentials. Those involving  $\exp(\pm\alpha\rho)$  vanish due to the expression (66) for  $\alpha$ . The terms with  $\exp(-\rho)$  give the condition

$$a_+(1 - \alpha) + a_-(1 + \alpha) = 0. \quad (67)$$

The terms with  $\exp(\rho - q)$  give the relation

$$\frac{I_0}{F_{\text{out}}} = a_+ \frac{\exp(a\alpha q)}{a(1 - \alpha)} + a_- \frac{\exp(-a\alpha q)}{a(1 + \alpha)}. \quad (68)$$

One gets a third relation between  $I_0$  and  $F_{\text{out}}$  by plugging the solution Eq. (65) into the flow equation. This leads again to the two equations (67) and (68) and in addition the constant terms give the condition

$$\alpha^2 \frac{I_0}{F_{\text{out}}} + a_+ \frac{\alpha}{2} [\exp(a\alpha q) + 1] - a_- \frac{\alpha}{2} [\exp(-a\alpha q) + 1] = 1. \quad (69)$$

Using relation (68) in (69) one has with condition (67) two equations for the two coefficients  $a_{\pm}$ . The solution reads

$$a_+ = \frac{2a(1 + \alpha)}{\alpha \det(q, \alpha)}, \quad a_- = -\frac{2a(1 - \alpha)}{\alpha \det(q, \alpha)}. \quad (70)$$

with the expression for  $\det(q, \alpha)$

$$\det(q, \alpha) = \frac{1 + \alpha}{1 - \alpha} \exp(aq\alpha) + \frac{1 - \alpha}{1 + \alpha} \exp(-aq\alpha) + 2. \quad (71)$$

With the  $a_{\pm}$  known as function of  $\alpha$  (or  $r$ ) and  $q$  all the currents are known. A fast route to these expressions is to substitute  $I_0$  from Eq. (68) into Eq. (69) and then solve with Eq. (67) for  $a_{\pm}$ .

Using these formulae we find for the downstream at the surface of the earth

$$\frac{I_{\downarrow}(0)}{F_{\text{out}}} = \left( \frac{1 + \alpha}{\alpha} \exp(a\alpha q) - \frac{1 - \alpha}{\alpha} \exp(-a\alpha q) - 2 \right) / \det(q, \alpha) \quad (72)$$

The greenhouse factor  $R$  equals

$$R = [1 + 2I_{\downarrow}(0)/F_{\text{out}}]^{1/4} \quad (73)$$

## References

- [1] J. E. Harries, H. E. Brindley, P. J. Sago and R. J. Bantges, "Increases in greenhouse forcing inferred from the outgoing longwave radiation spectra of the Earth in 1970 and 1997", *Nature* **410**, 2001, 355-357.

- [2] W. Zhong and J. D. Haigh, “The greenhouse effect and carbon dioxide”, *Weather*, **68** 2013, 100-105.
- [3] H. He, R. J. Kramer, B. J. Soden and N. Jeevanjee, “State dependence of CO<sub>2</sub> and its implications for climate sensitivity”, *Science* **382**, 2023, 1051-1056.
- [4] D. J. Wilson and J. Gea-Banacloche, “Simple model to estimate the contribution of atmospheric CO<sub>2</sub> to the Earth’s greenhouse effect”, *Am. J. Phys.* **80** (4), 2012, 306-315.
- [5] G. L. Stephens, D. O’Brien, P. J. Webster, P. Pilewski, S. Kato and J. Li, “The albedo of Earth”, 2015, <https://doi.org/10.1002/2014RG000449>, 2015.
- [6] As long as  $q(\nu)$  is still a function of  $\nu$  the more common optical thickness  $\rho = q\tau$  cannot be used as coordinate for the height.
- [7] S. Arrhenius, “On the Influence of Carbonic Acid in the Air upon the Temperature on the Ground”, *Phil. Mag. and Journ. of Science*, 3 **41**, 1896, 237-276.
- [8] J. H. Lambert,(1760), “Photometria sive de mensura et gradibus luminis, colorum et umbrae” (Photometry, or, On the measure and gradations of light intensity, colors, and shade (in Latin)). Augsburg, (Germany). A. Beer, ”Bestimmung der Absorption des rothen Lichts in farbigen Flüssigkeiten” (Determination of the absorption of red light in colored liquids). *Annalen der Physik und Chemie* (in German). **162**, (1852) (5), 78–88.
- [9] Far out a Lorentzian line goes over in a Doppler broadened line, but that region is less important since the absorption is there already very weak.
- [10] The relation is often referred to as the law of Kirchhoff stating that the emissivity equals the absorptance. Here we use it only in a global way as conservation of energy.
- [11] K. Schwarzschild, “On the equilibrium of the sun’s atmosphere,” *Nachrichten von der Koniglichen Gesellschaft der Wissenschaften zu Gottingen, Mathematisch-Physikalische Klasse*, 1, 41–53 (1906), reprinted in *Selected Papers on the Transfer of Radiation*, edited by D. H. Menzel, pp. 25–34 (Dover, Mineoll, N. Y. , 1966).
- [12] W. J. Wittteman, “The CO<sub>2</sub> Laser”, *Springer Series in Optical Sciences*, Springer Berlin, Heidelberg.