

Cramer-Rao bound and absolute sensitivity in chemical reaction networks

Dimitri Loutchko^{*1}, Yuki Sughiyama², and Tetsuya J. Kobayashi^{†1,3}

¹*Institute of Industrial Science, The University of Tokyo, 4-6-1, Komaba, Meguro-ku, Tokyo 153-8505 Japan.*

²*Graduate School of Information Sciences, Tohoku University, Sendai 980-8579, Japan*

³*Department of Mathematical Informatics, Graduate School of Information Science and Technology, The University of Tokyo, Tokyo 113-8654, Japan.*

⁴*Universal Biology Institute, The University of Tokyo, 7-3-1, Hongo, Bunkyo-ku, 113-8654, Japan.*

Abstract

Chemical reaction networks (CRN) comprise an important class of models to understand biological functions such as cellular information processing, the robustness and control of metabolic pathways, circadian rhythms, and many more. However, any CRN describing a certain function does not act in isolation but is a part of a much larger network and as such is constantly subject to external changes. In [Shinar, Alon, and Feinberg. "Sensitivity and robustness in chemical reaction networks." *SIAM J App Math* (2009): 977-998.], the responses of CRN to changes in the linear conserved quantities, called sensitivities, were studied in and the question of how to construct absolute, i.e., basis-independent, sensitivities was raised. In this article, by applying information geometric methods, such a construction is provided. The idea is to track how concentration changes in a particular chemical propagate to changes of all concentrations within a steady state. This is encoded in the matrix of absolute sensitivities. A linear algebraic characterization of the matrix of absolute sensitivities for quasi-thermostatic CRN is derived via a Cramer-Rao bound for CRN, which is based on the analogy between quasi-thermostatic steady states and the exponential family of probability distributions.

1 Introduction

The theory of chemical reaction networks (CRN) is an indispensable tool for the understanding of biochemical phenomena. Models based on CRN have successfully been employed to gain insights into various biological functions such as cell signaling pathways [15, 37], circadian clocks [13, 16], proofreading kinetics [20, 6], and many more [34, 2]. The CRN describing any given function, however,

^{*}d.loutchko@edu.k.u-tokyo.ac.jp

[†]<http://research.crmind.net>

does not act in isolation but is influenced by its environment. The environment of the CRN is created through its embedding into a larger network within an organism and through its interactions with the organism’s surroundings. The environmental dynamics is felt by the CRN as a modulation of its model parameters, such as kinetic rate constants or linear conserved quantities. If there is a time scale separation between the CRN dynamics and the environmental dynamics, then the biologically relevant properties of the CRN are determined by its steady state. It is therefore crucial to understand how its steady states of the CRN change due to environmental influences. The concept of sensitivity quantifies how the chemical concentrations at the steady state change upon the exchange of mass with the environment, encoded by the sensitivity matrix [39]. The understanding of sensitivity is a prerequisite for the understanding of concentration robustness [7, 3, 5], absolute concentration robustness [40], perfect adaptation [17, 29], and for chemical switches [1, 44, 38].

Sensitivity has been extensively analyzed in the literature [41, 39, 42, 40, 35, 12, 36, 19, 25, 26, 9, 18], yet, the problem remains that the sensitivity matrix is not an object that is intrinsic to the CRN but depends on the choice of a basis of $\text{Ker}[S^T]$ (where S is the stoichiometric matrix of the CRN). This means that the respective numerical values of the sensitivity matrix elements have no immediate physical meaning as, for example, arbitrary scaling of the basis vectors of $\text{Ker}[S^T]$ will lead to arbitrary scaling of the respective elements. In this regard, Shinar, Feinberg, and Alon posed the question of whether it is possible to define quantities, which serve the same purpose as the sensitivity matrix elements but which are independent of the choice of a basis of $\text{Ker}[S^T]$ and are therefore intrinsic to the CRN [39]. In this article, such intrinsic quantities, termed *absolute sensitivities*, are defined and analyzed. The definition is given for any steady state manifold whenever locally there is a continuously differentiable parametrization of the manifold by the vector of conserved quantities. Then, absolute sensitivities for quasi-thermostatic CRN [21, 11] are analyzed by using recently developed information geometric techniques [45, 31, 43, 30, 33]. This yields a Cramer-Rao bound for CRN which results in an explicit geometric characterization of absolute sensitivities.

The idea behind the definition of absolute sensitivity is as follows: If, at a steady state, the concentration of a chemical X_i is perturbed by an amount of δx_i , a new steady state is adopted by the CRN. Thereby, the perturbation δx_i distributes to concentration changes of all chemicals, prescribed by the coupling through the linear conserved quantities. The absolute sensitivity $\alpha_{i \rightarrow j}$ of the chemical X_j with respect to the chemical X_i quantifies the fraction of infinitesimal concentration change of X_j after this redistribution, i.e., the concentration change of the chemical X_j is given by $\alpha_{i \rightarrow j} \delta x_i$, to first order in δx_i . In particular, the diagonal terms $\alpha_i := \alpha_{i \rightarrow i}$ quantify the fraction of concentration that remains with the chemicals X_i in the shifted steady state.

The independence of the choice of basis of $\text{Ker}[S^T]$ for the absolute sensitivities is not only aesthetically pleasing but has immediate consequences for the analysis of concentration robustness and (hyper)sensitivity: It is expected that the absolute sensitivity α_i of a chemical X_i lies in the interval $[0, 1]$ as $\alpha_i = 0$ means that the perturbation δx_i is redistributed completely to the other chemicals whereas $\alpha_i = 1$ implies that the perturbation δx_i fully remains with X_i . As such, α_i being close to 0 characterizes approximate concentration robustness in X_i , whereas α_i being close to 1 quantifies a high sensitivity in X_i . In this

article, it is proven that $\alpha_i \in [0, 1]$ holds for quasi-thermostatic CRN. The case $\alpha_i > 1$ would quantify hypersensitivity and this result shows that such behavior cannot be achieved in the quasi-thermostatic case. The case $\alpha_i < 0$ would open up exciting computational capabilities for CRN but it cannot be realized by quasi-thermostatic CRN either. Moreover, absolute concentration robustness is notoriously difficult to achieve [40] and the concept of absolute sensitivity allows weaker notions and more practically feasible notions of concentration robustness. First, as absolute sensitivity is a local notion in the concentration space, the case $\alpha_i = 0$ implies local robustness with respect to concentration changes of X_i but not necessarily global robustness - it can potentially be achieved by an appropriate tuning of the CRN parameters. Second, globally, it might often be of biological interest that the concentration of a certain chemical X_i is insensitive to concentration changes of a particular chemical X_j , which is captured by the vanishing of $\alpha_{j \rightarrow i}$. In contrast, absolute concentration robustness in X_i requires the $\alpha_{j \rightarrow i}$ to vanish for all i .

The article is structured as follows: This introductory section contains a paragraph introducing the mathematical notation and then provides a summary of the main results. The terminology for CRN is introduced in Section 2. The absolute sensitivity is defined in Section 3 and its basic properties, including the basis independence, are proven. In general, a CRN does not allow for an explicit parametrization of the steady state manifold by the conserved quantities and thus no explicit expressions for the absolute sensitivities exist. However, quasi-thermostatic steady state manifolds can be analyzed with the information geometric techniques developed in [31, 43, 30, 33].

In particular, viewing the vector of chemical concentrations as a distribution analogous to a probability distribution leads to the formulation of a Cramer-Rao bound for the absolute sensitivities which can be sharpened to yield a linear algebraic characterization of the absolute sensitivities as scalar products between the projections of the canonical vectors to a certain linear space. This is presented in Section 4. In Section 5, an example is given to illustrate the concepts developed in this article.

Mathematical notation

Shorthand notation For a vector $x = (x_1, \dots, x_n)^T \in \mathbb{R}^n$, functions are defined componentwise, i.e., $\exp x = (\exp x_1, \dots, \exp x_n)^T \in \mathbb{R}^n$. The Hadamard product $x \circ y$ between $x, y \in \mathbb{R}^n$ is defined by componentwise multiplication as $x \circ y = (x_1 y_1, \dots, x_n y_n)^T \in \mathbb{R}^n$.

Linear maps A $n \times m$ matrix L is identified with a linear map $L : \mathbb{R}^m \rightarrow \mathbb{R}^n$ as $e_i \mapsto \sum_{j=1}^m L_{ij} e'_j$, where e_i and e'_j are the respective canonical basis vectors of \mathbb{R}^m and \mathbb{R}^n . The transpose matrix L^T defines a map $L^T : \mathbb{R}^n \rightarrow \mathbb{R}^m$ via $e'_j \mapsto \sum_{i=1}^n L_{ij} e_i$.

Bilinear products On the vector space \mathbb{R}^n , the standard bilinear product $\langle \cdot, \cdot \rangle : \mathbb{R}^n \times \mathbb{R}^n \rightarrow \mathbb{R}$ is given by $\langle x, y \rangle = x^T y = \sum_{i=1}^n x_i y_i$ for $x, y \in \mathbb{R}^n$. For any positive semidefinite $n \times n$ matrix g , the bilinear product $\langle \cdot, \cdot \rangle_g : \mathbb{R}^n \times \mathbb{R}^n \rightarrow \mathbb{R}$ is defined as $\langle x, y \rangle_g := x^T g y = \sum_{i,j=1}^n x_i g_{ij} y_j$.

The Jacobian For a map $f : M \rightarrow N$ between manifolds with (local) coordinate systems denoted by (x_i) and (y_j) respectively, the Jacobian at $m \in M$ is the linear map $D_m f : T_m M \rightarrow T_{f(m)} N$ between tangent spaces induced by f . When both the map f and the point m are clear from the context, the Jacobian is also written as

$$D_m f = \frac{\partial y}{\partial x}.$$

Summary of the main results

Consider a CRN with chemicals X_1, \dots, X_n , let S denote the stoichiometric matrix, and $X := \mathbb{R}_{>0}^n$ the concentration space with concentration vectors $(x_1, \dots, x_n)^T \in X$. The steady state manifold \mathcal{V}^{ss} is the zero locus for the deterministic CRN dynamics $\frac{dx}{dt} = S j$ with flux vector j . Let U be a $n \times q$ matrix of a complete set of basis vectors u_1, \dots, u_q for $\text{Ker}[S^T]$ which yields the vector of linear conserved quantities corresponding to the point $x \in X$ as $\eta = (\eta_1, \dots, \eta_q)^T = U^T x$. It is assumed that there is a map β which parameterizes the steady state manifold by the vector of conserved quantities as $x = \beta(\eta) \in \mathcal{V}^{ss}$ (in other words, β is a section of the map $U^T : X \rightarrow \mathbb{R}^q$ with $\text{Im}[\beta] \subset \mathcal{V}^{ss}$). The sensitivity at a point $x \in \mathcal{V}^{ss}$ is given by the matrix χ with elements $\chi_{ij} = \frac{\partial x_i}{\partial \eta_j}$, which is the Jacobian of the map β . These basic concepts are introduced in Section 2.

In Section 3, the *absolute sensitivity* $\alpha_{i \rightarrow j}$ of a chemical X_j with respect to X_i is defined at a point $x = \beta(\eta) \in \mathcal{V}^{ss}$. It quantifies the concentration change of X_j in the steady state caused by a concentration change δx_i of X_i , to first order in δx_i . This concentration leads to a change in the vector of conserved quantities $\Delta \eta$ given by $\Delta \eta_j = \sum_{i=1}^n u_{ij} \delta x_i$ and to the adjusted steady state

$$\beta(\eta + \Delta \eta) = \beta(\eta) + D_\eta \beta(\Delta \eta) + \mathcal{O}(\|\Delta \eta\|^2) = x + D_\eta \beta(U^T e_i) \delta x_i + \mathcal{O}(\delta x_i^2).$$

The absolute sensitivity $\alpha_{i \rightarrow j}$ is the j th component of the linear term $D_\eta \beta(U^T e_i)$ in Definition 1, which is explicitly given by

$$\alpha_{i \rightarrow j} := \sum_{k=1}^q \frac{\partial x_j}{\partial \eta_k} u_{ik}.$$

The $n \times n$ matrix A of absolute sensitivities is given by $A_{ij} = \alpha_{j \rightarrow i}$. A diagonal element $\alpha_i := \alpha_{i \rightarrow i}$ and is called the *absolute sensitivity of the chemical X_i* . The advantage of the absolute sensitivity over the classical sensitivity χ is stated in Theorem 1, which reads:

Theorem. *The matrix of absolute sensitivities A is independent of the choice of a basis of $\text{Ker}[S^T]$. Moreover, the equality*

$$\text{Tr}[A] = \sum_{i=1}^n \alpha_i = q$$

holds, whereby $q = \dim \text{Ker}[S^T]$.

Section 4 treats the case of quasi-thermostatic CRN with methods from information theory. Quasi-thermostatic CRN are characterized by the particular form

$$\mathcal{V}^{ss} = \{x \in X \mid \log x - \log x^{ss} \in \text{Ker}[S^T]\}$$

of the steady state manifold and they allow a parametrization akin to the exponential family of probability distributions. This analogy to information theory leads to a multivariate Cramer-Rao bound

$$\text{Cov}(I_n) \geq \text{diag}\left(\frac{1}{x}\right) A,$$

which is understood in the sense that the difference between the two matrices $\text{Cov}(I_n)$ and $\text{diag}\left(\frac{1}{x}\right) A$ is positive semidefinite. This is stated and proven in Section 4.3, Theorem 2¹. Here, the covariance matrix elements are defined as $\text{Cov}(I_n)_{ij} = \langle e_i - \bar{e}_i, e_j - \bar{e}_j \rangle_{\frac{1}{x}}$, where the bilinear form $\langle \cdot, \cdot \rangle_{\frac{1}{x}}$ is given by $\langle v, w \rangle_{\frac{1}{x}} := \sum_{i=1}^n \frac{1}{x_i} v_i w_i$, the e_i are the canonical unit vectors, and the \bar{e}_i are arbitrary vectors in $\text{Im}[S]$.

In Section 4.4, the Cramer-Rao bound is tightened by tuning the \bar{e}_i . This leads to the linear-algebraic characterization of the absolute sensitivities α_i in Lemma 1:

Lemma. *The absolute sensitivity α_i of the chemical X_i at a point $x = (x_1, \dots, x_n)$ is given by*

$$\alpha_i = x_i \|\pi(e_i)\|_{\frac{1}{x}}^2,$$

where e_i is the i th canonical unit vector.

Based on this lemma, the final Theorem 3 on the matrix of absolute sensitivities is proven:

Theorem. *The matrix of absolute sensitivities A at a point $x \in \mathcal{V}^{ss}$ is given by*

$$A = \text{diag}(x) \text{Cov}(I_n)$$

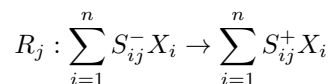
with $\text{Cov}(I_n)_{ij} = \langle \pi(e_i), \pi(e_j) \rangle_{\frac{1}{x}}$, where $\pi : \mathbb{R}^n \rightarrow \text{diag}(x) \text{Ker}[S^T]$ is the $\langle \cdot, \cdot \rangle_{\frac{1}{x}}$ -orthogonal projection to $\text{diag}(x) \text{Ker}[S^T]$.

The space $\text{diag}(x) \text{Ker}[S^T]$ is actually the tangent space $T_x \mathcal{V}^{ss} \subset T_x X$ and thus π is the projection of a tangent vector to the tangent space $T_x \mathcal{V}^{ss}$. Moreover, the canonical basis vectors e_i appearing in the linear algebraic calculations turn out to be the canonical basis vectors $\frac{\partial}{\partial x_i}$ of the tangent space $T_x X$. An illustration of this geometry is shown in Fig. 1 and more background is discussed in general in Remarks 2 and 3 and for the case of quasi-thermodynamic CRN in Remark 4.

2 Chemical reaction networks

2.1 General notions

A chemical reaction network (CRN) is determined by the n chemicals X_1, \dots, X_n and r reactions R_1, \dots, R_r given by



¹The theorem states a more general version for the covariance of an arbitrary matrix V instead of the identity matrix I_n but this is not discussed in this introductory section.

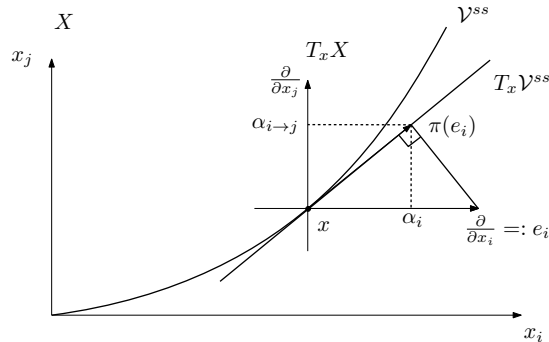


Figure 1: Illustration of the geometrical background for the case of quasi-thermodynamic CRN. The concentration space X is shown in two dimensions and the steady state manifold \mathcal{V}^{ss} is represented by a one-dimensional curve. The linear algebra takes place on the tangent spaces $T_x X$ and $T_x \mathcal{V}^{ss} \subset T_x X$ at a given point $x \in X$. The vectors e_i are the canonical basis vectors $\frac{\partial}{\partial x_i}$ of $T_x X$, and $\pi(e_i)$ is the $\langle \cdot, \cdot \rangle_x$ -orthogonal projection of e_i to $T_x \mathcal{V}^{ss}$. The absolute sensitivities $\alpha_{i \rightarrow j}$ are the respective components of the vector $\pi(e_i)$.

with nonnegative integer coefficients S_{ij}^+ and S_{ij}^- . These stoichiometric coefficients determine the reactants and products of the reaction and the structure of the network is encoded in the $n \times r$ stoichiometric matrix $S = (S_{ij})$ with matrix elements

$$S_{ij} = S_{ij}^+ - S_{ij}^-.$$

The state of the CRN is given by the vector of nonnegative concentration values

$$x = (x_1, \dots, x_n)^T \in \mathbb{R}_{>0}^n,$$

where x_i represents the concentration of the chemical X_i . The state space is called concentration space and is denoted by $X := \mathbb{R}_{>0}^n$. The dynamics of the CRN is governed by the equation

$$\frac{dx}{dt} = Sj,$$

where $j = (j_1, \dots, j_r)^T \in \mathbb{R}^r$ is the vector of reaction fluxes. The specification of j as a function of x is tantamount to the choice of a kinetic model, with mass action kinetics being the most common one. A state $x \in X$ which satisfies $\frac{dx}{dt} = Sj(x) = 0$ is called a steady state of the CRN. For a sufficiently nice choice of a kinetic model $j(x)$, the set

$$\mathcal{V}^{ss} = \{x \in X \mid Sj(x) = 0\}$$

is a manifold and is called the steady state manifold.

2.2 Conserved quantities and sensitivity

For any vector $u \in \text{Ker}[S^T]$, the quantity $\langle u, x \rangle$ is conserved by the reaction dynamics, which follows from

$$\frac{d\langle u, x \rangle}{dt} = \langle u, Sj \rangle = \langle S^T u, j \rangle = 0.$$

Let q denote the dimension of $\text{Ker}[S^T]$, choose a basis $\{u_i\}_{i=1}^q$ of $\text{Ker}[S^T]$, and write $U = (u_1, \dots, u_q)$ for the respective $n \times q$ matrix of basis vectors. This yields the map

$$U^T : X \rightarrow \mathbb{R}^q. \quad (1)$$

The vector $\eta := U^T x \in \mathbb{R}^q$ is conserved by the reaction dynamics and is called the vector of *conserved quantities* in CRN theory. Conserved quantities result, for example, from the conservation of mass and larger molecular residues such as amino acids throughout all reactions of the CRN. For any initial condition $x_0 \in X$ with $\eta := U^T x_0$, the reaction dynamics is confined to the *stoichiometric polytope*, which is defined as

$$P(\eta) := \{x \in \mathbb{R}_{\geq 0}^n | U^T x = \eta\}.$$

The range of physically meaningful parameters η is given by

$$H := U^T X \subset \mathbb{R}^q,$$

which is an open submanifold of \mathbb{R}^q of full dimension. This gives a fibration of the concentration space X by the stoichiometric polytopes $P(\eta)$ with the base space H .

If, locally at $x \in \mathcal{V}^{ss}$, the map $U^T : \mathcal{V}^{ss} \rightarrow H$ has a differentiable inverse, then the $n \times q$ *sensitivity matrix* χ with matrix elements

$$\chi_{ij} = \frac{\partial x_i}{\partial \eta_j} \quad (2)$$

is well-defined. It quantifies the infinitesimal change of the concentration values around x with respect to infinitesimal changes in the values of the conserved quantities η . The numerical values χ_{ij} , however, depend on the choice of a basis for $\text{Ker}[S^T]$ and are not absolute physical quantities. It is the main purpose of this article to define sensitivities which are independent of choice of basis and study their properties. The definition is given in the next section for the most general case which requires a locally differentiable parametrization of \mathcal{V}^{ss} by the conserved quantities but makes no further assumptions. For quasi-thermodynamic CRN more explicit results are available. They are presented in Section 4.

3 Absolute sensitivity

Absolute sensitivities are local quantities at a point $x \in \mathcal{V}^{ss} \subset X$ which measure the sensitivity of the steady state concentrations x_1, x_2, \dots, x_n with respect to infinitesimal concentration changes of the chemicals. The definition requires that locally at x , the map $U^T : X \rightarrow H$ has a continuously differentiable inverse with image in \mathcal{V}^{ss} . If this is not the case, absolute sensitivities are not well-defined and one needs to restrict the parameter space H accordingly. This happens, for example, at bifurcation points. Therefore, let $\tilde{H} \subset H$ be a submanifold of H such that there is a differentiable section

$$\beta : \tilde{H} \rightarrow X$$

to $U^T : X \rightarrow H$ which satisfies $\text{Im}[\beta] \subset \mathcal{V}^{ss}$ and is a local inverse to $U^T : \mathcal{V}^{ss} \rightarrow H$. This implies that $\beta(\eta)$ must be a point in the intersection $P(\eta) \cap \mathcal{V}^{ss}$ and

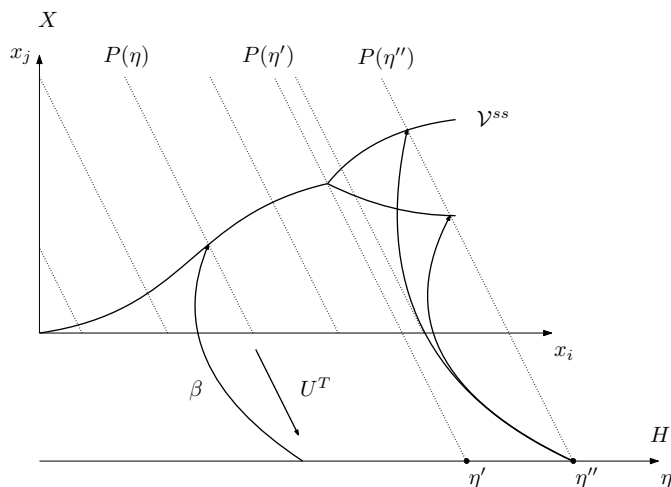


Figure 2: Setup for the definition of absolute sensitivities. The map $U^T : X \rightarrow H$ gives a fibration of X by stoichiometric polytopes (indicated by dotted lines) with base H . The differentiable parametrization of \mathcal{V}^{ss} by the vectors of conserved quantities requires that the map $U^T : \mathcal{V}^{ss} \rightarrow H$ is locally invertible with a differentiable inverse. The latter condition is not satisfied at, e.g., bifurcation points (η' in the figure) and such points have to be excluded by restricting the parameter space $\tilde{H} := H \setminus \{\eta'\}$ accordingly. If \mathcal{V}^{ss} has multiple intersection points with a stoichiometric polytope $P(\eta'')$, then there are different possible sections β which amount to choosing one of the respective branches of \mathcal{V}^{ss} .

the requirement for β to be a local inverse amounts to requiring that $\beta(\eta)$ is an isolated point in $P(\eta) \cap \mathcal{V}^{ss}$. This is illustrated in Fig. 2. The sensitivity matrix χ defined in Eq. (2) is the Jacobian of this map

$$D_\eta \beta = \chi.$$

With this setup, the absolute sensitivity of a chemical can be described as follows: If, at a steady state $x \in \mathcal{V}^{ss}$, the concentration of a single chemical X_i is perturbed by an amount of δx_i , a new steady state is adopted by the CRN. Thereby, the perturbation δx_i distributes to concentration changes of all chemicals, prescribed by the coupling through the conserved quantities. The absolute sensitivity α_i quantifies the fraction of concentration change that remains with X_i after this redistribution, i.e. the concentration change of X_i is given by $\alpha_i \delta x_i$, to first order in δx_i . Analogously, the absolute cross-sensitivity $\alpha_{i \rightarrow j}$ quantifies the resulting changes of the concentration of the chemical X_j as $\alpha_{i \rightarrow j} \delta x_i$, to first order in δx_i .

Let the steady state be given by $x = \beta(\eta)$. The change δx_i of the concentration of a chemical X_i corresponds to the change in total concentration $\Delta x = (0, \dots, 0, \delta x_i, 0, \dots, 0)^T$. This gives the change of the vector of conserved quantities $\Delta \eta = D_x U^T \Delta x = U^T \Delta x$. One can express the adjusted steady state

as $\beta(\eta + \Delta\eta)$ and thus obtain the linearization

$$\beta(\eta + \Delta\eta) = \beta(\eta) + D_\eta\beta(\Delta\eta) + \mathcal{O}(\|\Delta\eta\|^2) = x + D_\eta\beta(U^T \Delta x) + \mathcal{O}(\|\Delta x\|^2). \quad (3)$$

The linear change in the concentration of X_j is

$$[D_\eta\beta(U^T \Delta x)]_j = \left[\frac{\partial x_j}{\partial \eta} U^T \Delta x \right]_j = \sum_{k=1}^q \frac{\partial x_j}{\partial \eta_k} u_{ik} \delta x_i,$$

which leads to the following definition.

Definition 1. The absolute sensitivity $\alpha_{i \rightarrow j}$ of X_j with respect to X_i at a point $x \in \mathcal{V}^{ss}$ is defined as

$$\alpha_{i \rightarrow j} := \sum_{k=1}^q \frac{\partial x_j}{\partial \eta_k} u_{ik}$$

and the absolute sensitivity of the chemical X_i is $\alpha_i := \alpha_{i \rightarrow i}$. The $n \times n$ matrix A of absolute sensitivities is given by

$$A_{ij} = \alpha_{j \rightarrow i}$$

and the vector α of absolute sensitivities is given by the diagonal elements of A , i.e., $\alpha = (\alpha_1, \dots, \alpha_n)^T \in \mathbb{R}^n$.

Definition 1. The matrix of absolute sensitivities is given by $A = \chi U^T$.

Definition 2. More geometrically, the expansion in (3) can be reformulated as follows: It is natural to consider Δx and $\Delta\eta$ as elements of the tangent spaces $T_x X$ and $T_\eta H$. The tangent vector $\Delta\eta$ pulls back to the tangent vector $D_\eta\beta(\Delta\eta) \in T_x \mathcal{V}^{ss}$. The vector $D_\eta\beta(\Delta\eta)$ is the unique vector which induces the same change in the vector of conserved quantities as Δx and which is, at the same time, tangent to \mathcal{V}^{ss} (the uniqueness of this tangent vector follows from the fact that β is a section to U^T , i.e., $U^T \circ \beta = id_H$, therefore $U^T D_\eta\beta = I_q$ and thus the Jacobian $D_\eta\beta$ is injective). Its j th component is given by $[D_\eta\beta(\Delta\eta)]_j = \alpha_{i \rightarrow j} \delta x_i$. For $\delta x_i = 1$, one obtains $\Delta x = e_i$ and recovers the expression $\alpha_{i \rightarrow j} = [D_\eta\beta(U^T e_i)]_j = (\chi U^T)_{ji}$

The absolute sensitivities have the following properties:

Theorem 1. The matrix of absolute sensitivities A is independent of the choice of a basis of $\text{Ker}[S^T]$. Moreover, the equality

$$\text{Tr}[A] = \sum_{i=1}^n \alpha_i = q$$

holds, whereby $q = \dim \text{Ker}[S^T]$.

Proof. The independence of on the choice of a basis of $\text{Ker}[S^T]$ can be verified by a direct calculation: Let U' denote another matrix of basis vectors, i.e., $U' = UB$ for some $B \in \text{GL}(q)$. The respective vector of conserved quantities

$\eta' = (U')^T x$ satisfies $\eta' = (U')^T x = B^T \eta$, where $\eta = U^T x$. By Remark 1, the matrix of absolute sensitivities is given by

$$A = \frac{\partial x}{\partial \eta} U^T = \frac{\partial x}{\partial \eta'} \frac{\partial \eta'}{\partial \eta} U^T = \frac{\partial x}{\partial \eta'} B^T U^T = \frac{\partial x}{\partial \eta'} (U')^T,$$

which proves the basis independence.

The second claim is verified by differentiating Eq. (1), i.e., $\eta_j = \sum_{i=1}^n u_{ij} x_i$, with respect to η_j and summing over all j :

$$q = \sum_{i=1}^n \sum_{j=1}^q \frac{\partial x_i}{\partial \eta_j} u_{ij} = \sum_{i=1}^n \alpha_i. \quad (4)$$

□

The equality $\text{Tr}[A] = q$ shows that for any CRN, there is a balance between low-sensitivity and high-sensitivity chemicals.

Definition 3. *The basis independence of A can also be seen from the geometry discussed in Remark 2 without any calculations: The tangent vector $D_\eta \beta(U^T e_i)$ is the unique vector tangent to \mathcal{V}^{ss} which satisfies $D_\eta \beta(U^T e_i) - e_i \in \text{Ker}[U^T]$. Now the decomposition $\mathbb{R}^n \cong \text{Ker}[S^T] \oplus \text{Im}[S] \cong \text{Im}[U] \oplus \text{Ker}[U^T]$ together with $\text{Im}[U] \cong \text{Ker}[S^T]$ implies that $\text{Ker}[U^T] \cong \text{Im}[S]$. Thus the characterization of the tangent vector $D_\eta \beta(U^T e_i)$ can be written as $D_\eta \beta(U^T e_i) - e_i \in \text{Im}[S]$ which shows that the geometrical construction is independent of the particular choice of U .*

This concludes the introduction of absolute sensitivity in the most general setup. In the following section, a more explicit characterizations of the absolute sensitivity matrix is given when the steady state manifold is endowed with more structure.

4 Generalized Cramer-Rao bound and absolute sensitivity for quasi-thermostatic CRN

In this section, the absolute sensitivities are analyzed for quasi-thermostatic CRN [21, 11]. This class of CRN derives its importance from the fact that it includes all equilibrium and complex balanced CRN under mass action kinetics. The class of quasi-thermostatic CRN is, however, even wider, cf. [23].

4.1 Quasi-thermostatic steady states

Depending on the CRN and on the kinetic model, the shape of the steady state manifold \mathcal{V}^{ss} can be very complex and, in general, its global structure cannot be determined. However, there is a large class of CRN whose steady state manifolds have the simple form

$$\mathcal{V}^{ss} = \{x \in X \mid \log x - \log x^{ss} \in \text{Ker}[S^T]\}, \quad (5)$$

where $x^{ss} \in X$ is a particular solution of $Sj(x) = 0$ (note that \mathcal{V}^{ss} is independent of the choice of the base point $x^{ss} \in \mathcal{V}^{ss}$). Such CRN are called *quasi-thermostatic* [21, 11].

Using the basis U of $\text{Ker}[S^T]$ defined in Section 2.2, the steady state manifold of a quasi-thermostatic CRN can be parametrized by \mathbb{R}^q as

$$\begin{aligned}\gamma : \mathbb{R}^q &\rightarrow X \\ \lambda &\mapsto x^{ss} \circ \exp(U\lambda).\end{aligned}\tag{6}$$

This parametrization is reminiscent of the exponential family of probability distributions, which is often encountered in information geometry [4] and the Cramer-Rao bound derived in Section 4.3 is based on this link between CRN theory and statistics. The variable λ is closely related to the chemical potential [31].

For quasi-thermostatic CRN, the intersection between the steady state manifold \mathcal{V}^{ss} and any given stoichiometric polytope $P(\eta)$ is unique, i.e., η is a global coordinate for \mathcal{V}^{ss} . This is the content of Birch's theorem which has been proven in the context of CRN by Horn and Jackson in [22, 8]. In other words, there is a parametrization of \mathcal{V}^{ss} by the space H of conserved quantities given by

$$\begin{aligned}\beta : H &\rightarrow X \\ \eta &\mapsto \mathcal{V}^{ss} \cap P(\eta).\end{aligned}\tag{7}$$

This parametrization plays an important role in applications because the η variables are easy to control in experimental setups. The Jacobian of β is the sensitivity matrix χ . Although there is no analytical expression for $\beta(\eta)$ for general quasi-thermostatic CRN, the Jacobian can be explicitly computed, as is shown in the next section.

4.2 Differential geometry of quasi-thermostatic CRN and sensitivity

The two parametrizations of \mathcal{V}^{ss} introduced in the previous section are illustrated in Fig. 3. The steady state manifold can be either be explicitly parametrized by $\lambda \in \mathbb{R}^q$ or implicitly by giving the stoichiometric polytope which contains the point $x \in \mathcal{V}^{ss}$.

Fix a point $x \in \mathcal{V}^{ss}$ with respective parameters $\lambda \in \mathbb{R}^q$ and $\eta \in H$. The sensitivity matrix $\chi = \frac{\partial x}{\partial \eta}$ at x is the Jacobian $D_\eta \beta$ of the map β at $\eta = U^T x$. This Jacobian can be evaluated by using the commutativity of the diagram in Fig. 3 as follows

$$\begin{aligned}D_\eta \beta &= D_\lambda \gamma \cdot D_\eta (\gamma^{-1} \circ \beta) = D_\lambda \gamma \cdot [D_\lambda (\beta^{-1} \circ \gamma)]^{-1} \\ &= D_\lambda \gamma \cdot [D_x \beta^{-1} \cdot D_\lambda \gamma]^{-1}.\end{aligned}\tag{8}$$

The map β^{-1} is the linear map given by the matrix U^T and the Jacobian $D_\lambda \gamma$ can be evaluated explicitly from Eq. (6) as $D_\lambda \gamma = \text{diag}(x)U$, where $\text{diag}(x)$ is the $n \times n$ diagonal matrix with $\text{diag}(x)_{ii} = x_i$. This yields the explicit form for the sensitivity matrix $\chi(x) = \text{diag}(x)U \cdot [U^T \text{diag}(x)U]^{-1}$ and for the matrix of absolute sensitivities

$$A = \chi U^T = \text{diag}(x)U \cdot [U^T \text{diag}(x)U]^{-1} U^T\tag{9}$$

In the next section, it is shown how the matrix of absolute sensitivities appears as a part of a Cramer-Rao bound for CRN and how the bound leads to an

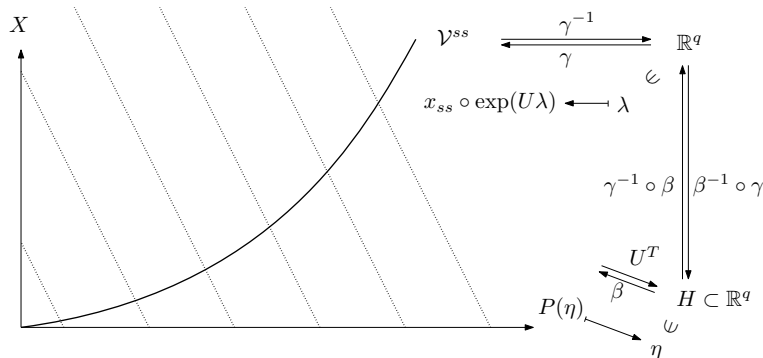


Figure 3: The two parametrization of \mathcal{V}^{ss} for quasi-thermostatic CRN. The map γ provides a direct parametrization of \mathcal{V}^{ss} which is known as the exponential family in statistics and as a toric variety in algebraic geometry. The map β characterizes points on \mathcal{V}^{ss} through their vector of conserved quantities η , i.e., as the unique intersection point between \mathcal{V}^{ss} and the stoichiometric polytope $P(\eta)$.

explicit linear algebraic characterization of the matrix elements. The explicit expression for the matrix A given in (9) yields $A^2 = A$. This means that A represents a projection operator and this aspect will also be further clarified based on the Cramer-Rao bound.

4.3 The Cramer-Rao bound for quasi-thermostatic CRN

The analogy between a concentration vector $x \in \mathbb{R}_{>0}^n$ as a distribution on the n -point set and a probability distribution is the core reason for the applicability of statistical and information geometric methods to CRN theory. Thereby, the steady state manifold of a quasi-thermostatic CRN is analogous to the exponential family of probability distributions and thus the formulation of a Cramer-Rao bound for quasi-thermostatic CRN is natural. In the bound derived here, the Jacobian of the coordinate change from η to λ coordinates serves as a Fisher information metric and the matrix U is treated as the bias of an estimator. With these ingredients, the Cramer-Rao bound for CRN is derived in Theorem 2. The lower bound is closely related to the matrix of absolute sensitivities and a tightening of the bound leads to a linear algebraic characterization of the absolute sensitivities in Lemma 1 and Theorem 3.

From now on, fix a point $x \in \mathcal{V}^{ss}$ with coordinates $\lambda \in \mathbb{R}^q$ and $\eta \in H$, respectively. Denote the Jacobian of the coordinate change from η to λ by

$$g_\eta := D_\eta(\gamma^{-1} \circ \beta) = [U^T \text{diag}(x)U]^{-1}. \quad (10)$$

Moreover, define the $n \times n$ diagonal matrix $\text{diag}(\frac{1}{x})$ by $\text{diag}(\frac{1}{x})_{ii} = \frac{1}{x_i}$ and the $\text{diag}(\frac{1}{x})$ -weighted inner product on \mathbb{R}^n by

$$\langle v, w \rangle_{\frac{1}{x}} := \sum_{i=1}^n \frac{1}{x_i} v_i w_i.$$

Let V be an arbitrary $n \times n$ matrix and \bar{V} a $n \times n$ matrix whose column span satisfies

$$\text{Span}[\bar{V}] \subset \text{Im}[S].$$

This is equivalent to saying that the columns of \bar{V} are orthogonal to $\text{diag}(x)\text{Ker}[S^T]$ with respect to the $\langle \cdot, \cdot \rangle_{\frac{1}{x}}$ inner product, i.e., $\bar{V}^T \text{diag}(\frac{1}{x}) \text{diag}(x)U = \bar{V}^T U = 0$. The covariance matrix of V is defined as

$$\text{Cov}(V) := (V - \bar{V})^T \text{diag}\left(\frac{1}{x}\right) (V - \bar{V}).$$

It is called a covariance matrix because its elements are of the form

$$\text{Cov}(V)_{ij} := \langle V_i - \bar{V}_i, V_j - \bar{V}_j \rangle_{\frac{1}{x}}.$$

The following theorem is formally analogous to a Cramer-Rao bound for the covariance matrix $\text{Cov}(V)$.

Theorem 2. *For a quasi-thermodynamic CRN, let the covariance matrix $\text{Cov}(V)$ be defined as above. It is bounded from below by*

$$\text{Cov}(V) \geq V^T U g_\eta U^T V, \quad (11)$$

where the matrix inequality is understood in the sense that the difference matrix between the left hand side and the right hand side of the inequality is positive semidefinite.

The proof is given in Appendix A. It is an adaptation of the proof from [27] for the Cramer-Rao bound in exponential families. This multivariate bound is, in a certain sense, orthogonal to the scalar bound derived for CRN dynamics in [45].

Using the expression (9) for the matrix of absolute sensitivities and substituting the expression (10) for g_η , the Cramer-Rao bound can be rewritten as

$$\text{Cov}(V) \geq V^T \text{diag}\left(\frac{1}{x}\right) AV$$

and if one chooses V to be the identity matrix I_n , the inequality

$$\text{Cov}(I_n) \geq \text{diag}\left(\frac{1}{x}\right) A \quad (12)$$

is obtained.

4.4 Tightening the bound and a linear algebraic characterization of absolute sensitivities

For $\bar{V} = 0$, the diagonal elements of the inequality (12) yield $1 \geq \alpha_i$ which is not tight as can be seen by summing over all i and comparing with Eq. (4), giving $n \geq q$. For a general V matrix, the optimal \bar{V} can be determined as follows. The diagonal entries of $\text{Cov}(V)$ are given by the squared norm $\|V_i - \bar{V}_i\|_{\frac{1}{x}}^2 = \langle V_i - \bar{V}_i, V_i - \bar{V}_i \rangle_{\frac{1}{x}}$, which is minimized if and only if \bar{V}_i is the

$\langle \cdot, \cdot \rangle_{\frac{1}{x}}$ -orthogonal projection of V_i to $\text{Im}[S]$. In this case $V_i - \bar{V}_i$ becomes the $\langle \cdot, \cdot \rangle_{\frac{1}{x}}$ -orthogonal projection of V_i to $\text{diag}(x)\text{Ker}[S^T]$. Denote this projection as

$$\pi : \mathbb{R}^n \rightarrow \text{diag}(x)\text{Ker}[S^T]. \quad (13)$$

The application of this to $V = I_n$ yields the following linear algebraic characterization of the absolute sensitivities:

Lemma 1. *For quasi-thermostatic CRN, the absolute sensitivity α_i at a point $x = (x_1, \dots, x_n)$ is given by*

$$\alpha_i = x_i \|\pi(e_i)\|_{\frac{1}{x}}^2,$$

where e_i is the i th canonical unit vector.

Proof. The Cramer-Rao bound (12) yields

$$x_i \|\pi(e_i)\|_{\frac{1}{x}}^2 \geq \alpha_i. \quad (14)$$

Expand $\pi(e_i)$ in an $\langle \cdot, \cdot \rangle_{\frac{1}{x}}$ -orthonormal basis $\{v_1, \dots, v_q\}$ of $\text{diag}(x)\text{Ker}[S^T]$ as

$$\pi(e_i) = \sum_{j=1}^q \langle e_i, v_j \rangle_{\frac{1}{x}} v_j = \frac{1}{x_i} \sum_{j=1}^q v_{ji} v_j.$$

Then $\|\pi(e_i)\|_{\frac{1}{x}}^2 = \sum_{j=1}^q \frac{1}{x_i^2} v_{ji}^2$ and the inequality (14) gives

$$\sum_{j=1}^q \frac{1}{x_i} v_{ji}^2 \geq \sum_{j=1}^q \frac{\partial x_i}{\partial \eta_j} u_{ij}$$

The summation over all i yields

$$\sum_{i=1}^n \sum_{j=1}^q \frac{1}{x_i} v_{ji}^2 \geq \sum_{i=1}^n \sum_{j=1}^q \frac{\partial x_i}{\partial \eta_j} u_{ij} x_i.$$

The left hand side is the sum of the squared norms $\sum_{j=1}^q \|v_j\|_{\frac{1}{x}}^2 = q$ and the right hand side is equal to q by equation (4). Thus (14) must be an equality, which proves the claim. \square

This characterization of the α_i is independent of the choice of a basis for $\text{Ker}[S^T]$. It also yields the tightness of the Cramer-Rao bound for $\text{Cov}(I_n)$ and thereby the following linear-algebraic characterization of the matrix of absolute sensitivities:

Theorem 3. *For quasi-thermostatic CRN, the matrix of absolute sensitivities A at a point $x \in \mathcal{V}^{ss}$ is given by*

$$A = \text{diag}(x)\text{Cov}(I_n)$$

with $\text{Cov}(I_n)_{ij} = \langle \pi(e_i), \pi(e_j) \rangle_{\frac{1}{x}}$. Thus, the absolute sensitivities are given by

$$\alpha_{i \rightarrow j} = x_j \langle \pi(e_j), \pi(e_i) \rangle_{\frac{1}{x}}.$$

Proof. As in Lemma 1, choose $\overline{(I_n)}_i$ to be the $\langle \cdot, \cdot \rangle_{\frac{1}{x}}$ -orthogonal projection of e_i to $\text{Im}[S]$. Then, by the lemma, the matrix $\text{Cov}(I_n) - \text{diag}(\frac{1}{x})A$ has only zero entries on the diagonal. As it is positive semidefinite by Theorem 2, it admits a Cholesky decomposition, which implies that the matrix is identically zero. \square

Definition 4. *The explicit characterization of the absolute sensitivity $\alpha_{i \rightarrow j} = x_j \langle \pi(e_j), \pi(e_i) \rangle_{\frac{1}{x}}$ as stated in Theorem 3 can be recovered by geometrical arguments alone. According to Remark 3, the vector $D_\eta \beta(U^T e_i)$ is the unique tangent vector of \mathcal{V}^{ss} which satisfies $D_\eta \beta(U^T e_i) - e_i \in \text{Im}[S]$. Now, the tangent space $T_x \mathcal{V}^{ss} = \text{diag}(x) \text{Ker}[S^T]$ is $\langle \cdot, \cdot \rangle_{\frac{1}{x}}$ -orthogonal to $\text{Im}[S]$ and therefore $D_\eta \beta(U^T e_i)$ must be the $\langle \cdot, \cdot \rangle_{\frac{1}{x}}$ -orthogonal projection of e_i to $\text{diag}(x) \text{Ker}[S^T]$, i.e.,*

$$D_\eta \beta(U^T e_i) = \pi(e_i). \quad (15)$$

The i th component of a vector v is given by $x_i \langle e_i, v \rangle_{\frac{1}{x}}$ and from Eq. (15) one rederives the result from Theorem 3

$$\alpha_{i \rightarrow j} = [D_\eta \beta(U^T e_i)]_j = x_j \langle e_j, \pi(e_i) \rangle_{\frac{1}{x}} = x_j \langle \pi(e_j), \pi(e_i) \rangle_{\frac{1}{x}}, \quad (16)$$

where the last equality follows from the fact that the linear form $\langle \cdot, \pi(e_i) \rangle_{\frac{1}{x}}$ vanishes on $\text{Im}[S]$ and thus $\langle e_j, \pi(e_i) \rangle_{\frac{1}{x}} = \langle \pi(e_j), \pi(e_i) \rangle_{\frac{1}{x}}$.

For a general steady state manifold \mathcal{V}^{ss} , an analogue of the Theorem 3 can be formulated as follows: Choose a symmetric and positive definite bilinear form g on $T_x X$ such that $\text{Im}[S]$ is orthogonal to $T_x \mathcal{V}^{ss}$ with respect to the inner product $\langle u, v \rangle_g := u^T g v$. Then, $\alpha_{i \rightarrow j}$ is the j th component of $\pi(e_i)$, where $\pi : T_x X \rightarrow T_x \mathcal{V}^{ss}$ is the $\langle \cdot, \cdot \rangle_g$ -orthogonal projection. This yields

$$\alpha_{i \rightarrow j} = \langle g^{-1} e_j, \pi(e_i) \rangle_g = \langle \pi(g^{-1} e_j), \pi(e_i) \rangle_g, \quad (17)$$

where g^{-1} is the inverse of the matrix representing g .

Finally, for quasi-thermostatic CRN, the range for the absolute sensitivities α_i is determined.

Corollary 1. *For quasi-thermostatic CRN, the absolute sensitivities α_i satisfy*

$$\alpha_i \in [0, 1].$$

Proof. The bound arises $\alpha_i \leq 1$ from comparing the diagonal elements in the inequality (12) and the bound $\alpha_i \geq 0$ follows from the characterization $\alpha_i = x_i \|\pi(e_i)\|_{\frac{1}{x}}^2$ in Lemma 1. \square

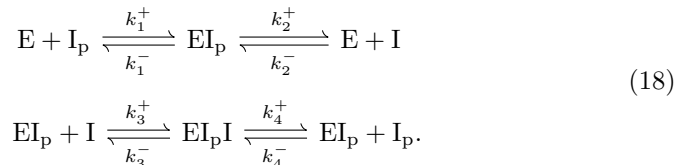
Definition 5. *The absolute sensitivities for quasi-thermostatic CRN have the following symmetry property*

$$x_i \alpha_{i \rightarrow j} = x_j \alpha_{j \rightarrow i},$$

which is known as the condition of detailed balance for linear CRN with reaction rates $\alpha_{i \rightarrow j}$. This condition characterizes equilibrium states and it would be interesting to investigate whether this analogy can be used to transfer results for equilibrium CRN to gain more insights into the properties of absolute sensitivities.

5 Example

As an example, consider the core module of the IDHKP-IDH (IDH = isocitrate dehydrogenase, KP = kinase-phosphatase) glyoxylate bypass regulation system shown in the following reaction scheme:



Here, I is the IDH enzyme, I_p is its phosphorylated form, and E is the bifunctional enzyme IDH kinase-phosphatase. The system has experimentally been shown to obey approximate concentration robustness in the IDH enzyme I [32]. In [42, 40], it was shown that if the CRN obeys mass action kinetics and the rate constants k_2^- and k_4^- are zero, i.e., if the respective fluxes vanish identically, then the concentration robustness in I holds exactly.

Absolute sensitivity in the case of complex balancing

However, the vanishing of fluxes is not consistent with thermodynamics and therefore, in this example, the concept of absolute sensitivity is used to analyze under which circumstances approximate concentration robustness persists in the chemical I if all reactions are reversible, i.e., the rate constants k_2^- and k_4^- are nonzero. Abbreviate the chemicals as $X_1 = \text{E}$, $X_2 = \text{I}_p$, $X_3 = \text{EI}_p$, $X_4 = \text{I}$, $X_5 = \text{EI}_p\text{I}$ and use $x_i, i = 1, \dots, 5$ for the respective concentrations. Under the assumption of complex-balancing², the absolute sensitivity for X_4 can be given in an analytically closed form based on the formula (16), i.e., $\alpha_4 = x_4 \langle e_4, \pi(e_4) \rangle$. Explicitly, this yields

$$\alpha_4 = \frac{1}{1+r}, \tag{19}$$

where r is given by the ratio

$$r = \frac{(x_2 + x_5)(x_1 + x_3) + x_1(x_3 + 3x_5)}{x_4(x_1 + x_3 + x_5)}.$$

A derivation of this expression is given in the Supplementary Material, Section S1. Note that this expression is valid for any $x \in X$ whenever x is a steady-state point which satisfies complex balancing. By adjusting the kinetic parameters, any point $x \in X$ can be made into such a point [31].

Interpretation with respect to concentration robustness

The functional form (19) provides a rather straightforward understanding of the behaviour of the absolute sensitivity of X_4 because it is governed solely by the ratio r . For $r \gg 0$, i.e.,

$$(x_2 + x_5)(x_1 + x_3) + x_1(x_3 + 3x_5) \gg x_4(x_1 + x_3 + x_5),$$

²Note that the CRN has deficiency 1 and therefore the locus of rate constants for which the CRN is complex-balanced is of codimension 1 in the space of all rate constants [8]. In this particular case, the condition on the rate constants is $k_1^+ k_2^+ k_3^+ k_4^+ = k_1^- k_2^- k_3^- k_4^-$.

the complex balanced CRN with reversible reactions is able to achieve very low sensitivities in X_4 and therefore mimic the behaviour of the irreversible CRN with absolute concentration robustness. This is the case, for example, for $x_1 \approx x_2 \approx x_3 \approx x_5 \gg x_4$, for $x_2 \gg x_1 \approx x_4 \approx x_3 \approx x_5$ as well as for $x_1 \approx x_3 \gg x_2 \approx x_4 \approx x_5$, etc. However, the CRN can also be very sensitive in X_4 whenever r is close to 0. This happens, for example, when $x_4 \gg x_1 \approx x_2 \approx x_3 \approx x_5$.

For any concrete choice of kinetic rate constants, the steady-state variety is two-dimensional and can, in general, be parametrized by the two conserved quantities $\eta_1 := x_1 + x_3 + x_5$ and $\eta_2 := x_2 + x_3 + x_4 + 2x_5$. Some examples of how the absolute sensitivity α_4 depends on (η_1, η_2) for concrete choices of kinetic rate constants are given in the Supplementary Material, Section S2. However, the parametrization $x^{ss}(\eta) = \beta(\eta)$ is accessible only numerically³.

To conclude this example, it is worth emphasizing that the absolute sensitivities are not only basis independent but that the explicit form (19) allows to understand the sensitivity of X_4 on the whole concentration space without making a particular choice of kinetic rate constants. The method also yields similar expressions for all other entries of the matrix of absolute sensitivities.

6 Outlook

In this article, the notion of absolute sensitivity has been introduced to remedy the basis dependence of the sensitivity matrix χ . Absolute sensitivities are defined purely with the geometry of concentration space and the embedding of the steady state manifold within it. For quasi-thermodynamic CRN, it has been shown that the absolute sensitivities α_i of the chemicals X_i lie in the interval $[0, 1]$ and therefore they can be used to quantify approximate concentration robustness as well as very sensitive chemicals. Moreover, absolute concentration robustness in X_i requires $\alpha_{j \rightarrow i}$ to vanish for all j , whereas the vanishing for some j indicates insensitivity of X_i to X_j which is often a biochemically relevant situation.

Finally, going from complex balanced CRN to more general CRN should allow $\alpha_i > 1$ and $\alpha_{i \rightarrow j} < 0$. The condition $\alpha_i > 1$ quantifies hypersensitivity in X_i . The condition $\alpha_{i \rightarrow j} < 0$ would allow to implement the operation of subtraction via CRN and thus enable various computations, logical circuits, and feedback regulations [28]. It would be especially exciting to obtain $\alpha_{i \rightarrow j} < 0$ in reversible CRN because then it would be possible to investigate the thermodynamical cost of computation in CRN. The geometrical characterization of $\alpha_{i \rightarrow j}$ as $\langle \pi(g^{-1}e_j), \pi(e_i) \rangle_g$ provided in Eq. (17) is certainly a helpful tool for finding such CRN in the future (or for disproving their existence).

The central ingredient to analyze the absolute sensitivities is the multivariate Cramer-Rao bound presented in Section 4. Here, it has been derived by using linear algebra. However, the natural setting for it is the recently developed information geometry for CRN [45, 31, 43, 30, 33]. The information geometry, termed Hessian geometry in the context of CRN, is motivated by and can be seen as an analytic extension of the global algebro-geometric viewpoint of CRN

³It requires the solution of a polynomial of degree 5 in x_3 with constants in $\mathbb{Q}[k_i^\pm, \eta_1, \eta_2]$. In general, the situation is even more complex.

theory [10, 8, 14, 24]. Thereby, the Cramer-Rao bound is obtained as the comparison of two Riemannian metrics. One of the metrics is given by the Hessian of a strictly convex function on the space X and the second one is its restriction to $\mathcal{V}^{ss} \subset X$, hence the inequality. Several properties that seem like coincidences in the setup of this article turn out to be valid in the Hessian geometric setup: The metric $\text{diag}\left(\frac{1}{x}\right)$ generalizes to a metric g given by the Hessian of a strictly convex function on the concentration space, the orthogonality between $T_x\mathcal{V}^{ss}$ and $\text{Im}[S]$ persists and the bound becomes strict for $\text{Cov}(I_n)_{ij} = \langle \pi(e_j), \pi(e_i) \rangle_g$, where π is the g -orthogonal projection to $T_x\mathcal{V}^{ss}$ and $\langle \cdot, \cdot \rangle_g$ the respective bilinear product.

A Proof of Theorem 2

Proof. This proof is an adaptation of the proof given in [27], section 3B, for the Cramer-Rao bound in exponential families. Let $U = (u_1, \dots, u_q)$ be the $n \times q$ matrix of basis vectors of $\text{Ker}[S^T]$ as in Section 2.2. Write

$$V^T U = (V - \bar{V})^T \text{diag}\left(\frac{1}{x}\right)^{1/2} \text{diag}(x)^{1/2} U,$$

where the last equality follows from the orthogonality between \bar{V} and U . For any two vectors $a \in \mathbb{R}^n$ and $b \in \mathbb{R}^q$, the Cauchy-Schwarz inequality gives

$$\left[a^T (V - \bar{V})^T \text{diag}\left(\frac{1}{x}\right) (V - \bar{V}) a \right] \left[b^T U^T \text{diag}(x) U b \right] \geq \left[a^T V^T U b \right]^2,$$

i.e.,

$$\left[a^T \text{Cov}(V) a \right] \left[b^T g_\eta^{-1} b \right] \geq \left[a^T V^T U b \right]^2.$$

Choosing

$$b = g_\eta U^T V a$$

gives

$$a^T \text{Cov}(V) a \left[a^T V^T U g_\eta U^T V a \right] \geq \left[a^T V^T U g_\eta U^T V a \right]^2. \quad (20)$$

Writing $g_\eta^{-1} = [\text{diag}(x)^{1/2} U]^T [\text{diag}(x)^{1/2} U]$ shows that g_η is positive semidefinite and thus the expression

$$a^T V^T U g_\eta U^T V a$$

is non-negative. The theorem now follows from the inequality (20). \square

Acknowledgments

This research is supported by JST (JPMJCR2011, JPMJCR1927) and JSPS (19H05799). Y. S. receives financial support from the Public-Private R&D Investment Strategic Expansion Program (PRISM) and programs for Bridging the gap between R&D and the Ideal society (society 5.0) and Generating Economic and social value (BRIDGE) from Cabinet Office. We thank Atsushi Kamimura, Shuhei Horiguchi and all other members of our lab for fruitful discussions.

References

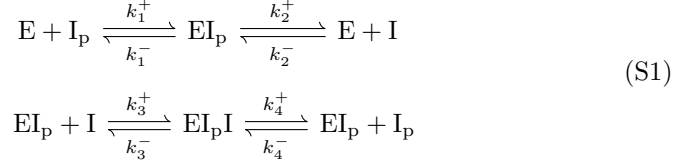
- [1] M. ACAR, J. T. METTETAL, AND A. VAN OUDENAARDEN, *Stochastic switching as a survival strategy in fluctuating environments*, Nature genetics, 40 (2008), pp. 471–475.
- [2] U. ALON, *An Introduction to Systems Biology: Design Principles of Biological Circuits*, CRC Press LLC, 2019.
- [3] U. ALON, M. G. SURETTE, N. BARKAI, AND S. LEIBLER, *Robustness in bacterial chemotaxis*, Nature, 397 (1999), pp. 168–171.
- [4] S.-I. AMARI, *Information geometry and its applications*, vol. 194, Springer, 2016.
- [5] D. F. ANDERSON, G. A. ENCISO, AND M. D. JOHNSTON, *Stochastic analysis of biochemical reaction networks with absolute concentration robustness*, Journal of The Royal Society Interface, 11 (2014), p. 20130943.
- [6] K. BANERJEE, A. B. KOLOMEISKY, AND O. A. IGOSHIN, *Elucidating interplay of speed and accuracy in biological error correction*, Proceedings of the National Academy of Sciences, 114 (2017), pp. 5183–5188.
- [7] N. BARKAI AND S. LEIBLER, *Robustness in simple biochemical networks*, Nature, 387 (1997), pp. 913–917.
- [8] G. CRACIUN, A. DICKENSTEIN, A. SHIU, AND B. STURMFELS, *Toric dynamical systems*, Journal of Symbolic Computation, 44 (2009), pp. 1551–1565.
- [9] G. CRACIUN, J. JIN, AND M.-S. SOREA, *The structure of the moduli spaces of toric dynamical systems*, arXiv preprint arXiv:2303.18102, (2023).
- [10] G. CRACIUN AND C. PANTEA, *Identifiability of chemical reaction networks*, Journal of Mathematical Chemistry, 44 (2008), pp. 244–259.
- [11] M. FEINBERG, *Complex balancing in general kinetic systems*, Archive for rational mechanics and analysis, 49 (1972), pp. 187–194.
- [12] B. FIEDLER AND A. MOCHIZUKI, *Sensitivity of chemical reaction networks: a structural approach. 2. regular monomolecular systems*, Mathematical methods in the applied sciences, 38 (2015), pp. 3519–3537.
- [13] D. GONZE AND A. GOLDBETER, *Circadian rhythms and molecular noise*, Chaos: An Interdisciplinary Journal of Nonlinear Science, 16 (2006).
- [14] E. GROSS, H. HARRINGTON, N. MESHKAT, AND A. SHIU, *Joining and decomposing reaction networks*, Journal of mathematical biology, 80 (2020), pp. 1683–1731.
- [15] E. GROSS, H. A. HARRINGTON, Z. ROSEN, AND B. STURMFELS, *Algebraic systems biology: a case study for the wnt pathway*, Bulletin of mathematical biology, 78 (2016), pp. 21–51.

- [16] T. S. HATAKEYAMA AND K. KANEKO, *Generic temperature compensation of biological clocks by autonomous regulation of catalyst concentration*, Proceedings of the National Academy of Sciences, 109 (2012), pp. 8109–8114.
- [17] Y. HIRONO, A. GUPTA, AND M. KHAMMASH, *Complete characterization of robust perfect adaptation in biochemical reaction networks*, arXiv preprint arXiv:2307.07444, (2023).
- [18] Y. HIRONO, H. HONG, AND J. K. KIM, *Robust perfect adaptation of reaction fluxes ensured by network topology*, arXiv preprint arXiv:2302.01270, (2023).
- [19] Y. HIRONO, T. OKADA, H. MIYAZAKI, AND Y. HIDAKA, *Structural reduction of chemical reaction networks based on topology*, Physical Review Research, 3 (2021), p. 043123.
- [20] J. J. HOPFIELD, *Kinetic proofreading: a new mechanism for reducing errors in biosynthetic processes requiring high specificity*, Proceedings of the National Academy of Sciences, 71 (1974), pp. 4135–4139.
- [21] F. HORN, *Necessary and sufficient conditions for complex balancing in chemical kinetics*, Archive for Rational Mechanics and Analysis, 49 (1972), pp. 172–186.
- [22] F. HORN AND R. JACKSON, *General mass action kinetics*, Archive for rational mechanics and analysis, 47 (1972), pp. 81–116.
- [23] L. B. I MONCUSÍ, G. CRACIUN, AND M.-Ş. SOREA, *Disguised toric dynamical systems*, Journal of Pure and Applied Algebra, 226 (2022), p. 107035.
- [24] L. B. I MONCUSÍ, G. CRACIUN, AND M.-Ş. SOREA, *Disguised toric dynamical systems*, Journal of Pure and Applied Algebra, 226 (2022), p. 107035.
- [25] B. JOSHI AND G. CRACIUN, *Foundations of static and dynamic absolute concentration robustness*, Journal of Mathematical Biology, 85 (2022), p. 53.
- [26] B. JOSHI AND G. CRACIUN, *Reaction network motifs for static and dynamic absolute concentration robustness*, SIAM Journal on Applied Dynamical Systems, 22 (2023), pp. 501–526.
- [27] S. M. KAY, *Fundamentals of statistical signal processing*, Prentice Hall PTR, 1993.
- [28] M. KHAMMASH, *An engineering viewpoint on biological robustness*, BMC biology, 14 (2016), p. 22.
- [29] M. H. KHAMMASH, *Perfect adaptation in biology*, Cell Systems, 12 (2021), pp. 509–521.
- [30] T. J. KOBAYASHI, D. LOUTCHKO, A. KAMIMURA, S. HORIGUCHI, AND Y. SUGHIYAMA, *Information geometry of dynamics on graphs and hypergraphs*, arXiv preprint arXiv:2211.14455, (2022).

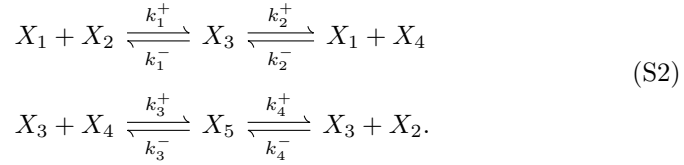
- [31] T. J. KOBAYASHI, D. LOUTCHKO, A. KAMIMURA, AND Y. SUGHIYAMA, *Kinetic derivation of the hessian geometric structure in chemical reaction networks*, Physical Review Research, 4 (2022), p. 033066.
- [32] D. C. LAPORTE, P. E. THORSNESS, AND D. E. KOSHLAND, *Compensatory phosphorylation of isocitrate dehydrogenase. a mechanism for adaptation to the intracellular environment.*, Journal of Biological Chemistry, 260 (1985), pp. 10563–10568.
- [33] D. LOUTCHKO, Y. SUGHIYAMA, AND T. J. KOBAYASHI, *Riemannian geometry of optimal driving and thermodynamic length and its application to chemical reaction networks*, Physical Review Research, 4 (2022), p. 043049.
- [34] A. S. MIKHAILOV AND G. ERTL, *Chemical Complexity: Self-Organization Processes in Molecular Systems*, Springer, Aug. 2017.
- [35] A. MOCHIZUKI AND B. FIEDLER, *Sensitivity of chemical reaction networks: a structural approach. 1. examples and the carbon metabolic network*, Journal of theoretical biology, 367 (2015), pp. 189–202.
- [36] T. OKADA AND A. MOCHIZUKI, *Law of localization in chemical reaction networks*, Physical review letters, 117 (2016), p. 048101.
- [37] M. PÉREZ MILLÁN AND A. DICKENSTEIN, *The structure of messi biological systems*, SIAM Journal on Applied Dynamical Systems, 17 (2018), pp. 1650–1682.
- [38] B. C. REYES, I. OTERO-MURAS, AND V. A. PETYUK, *A numerical approach for detecting switch-like bistability in mass action chemical reaction networks with conservation laws*, BMC bioinformatics, 23 (2022), p. 1.
- [39] G. SHINAR, U. ALON, AND M. FEINBERG, *Sensitivity and robustness in chemical reaction networks*, SIAM Journal on Applied Mathematics, 69 (2009), pp. 977–998.
- [40] G. SHINAR AND M. FEINBERG, *Structural sources of robustness in biochemical reaction networks*, Science, 327 (2010), pp. 1389–1391.
- [41] G. SHINAR, R. MILO, M. R. MARTÍNEZ, AND U. ALON, *Input–output robustness in simple bacterial signaling systems*, Proceedings of the National Academy of Sciences, 104 (2007), pp. 19931–19935.
- [42] G. SHINAR, J. D. RABINOWITZ, AND U. ALON, *Robustness in glyoxylate bypass regulation*, PLoS computational biology, 5 (2009), p. e1000297.
- [43] Y. SUGHIYAMA, D. LOUTCHKO, A. KAMIMURA, AND T. J. KOBAYASHI, *Hessian geometric structure of chemical thermodynamic systems with stoichiometric constraints*, Physical Review Research, 4 (2022), p. 033065.
- [44] J. J. TYSON, R. ALBERT, A. GOLDBETER, P. RUOFF, AND J. SIBLE, *Biological switches and clocks*, Journal of The Royal Society Interface, 5 (2008), pp. S1–S8.
- [45] K. YOSHIMURA AND S. ITO, *Thermodynamic uncertainty relation and thermodynamic speed limit in deterministic chemical reaction networks*, Physical review letters, 127 (2021), p. 160601.

Supplementary Materials: Cramer-Rao bound and absolute sensitivity in chemical reaction networks

This Supplementary Material serves to deepen and illustrate the example from Section 5 in the main text. The CRN is given in Scheme (18) by



and with the abbreviations $X_1 = \text{E}$, $X_2 = \text{I}_p$, $X_3 = \text{EI}_p$, $X_4 = \text{I}$, $X_5 = \text{EI}_p\text{I}$ introduced in the main text it reads



The variables $x_i, i = 1, \dots, 5$ are used for the respective concentrations of the chemicals X_i .

S1 Computation of α_4 in Section 5

For the featured CRN, the absolute sensitivity α_4 is computed. The stoichiometric matrix of the CRN is given by

$$S = \begin{bmatrix} -1 & 1 & 0 & 0 \\ -1 & 0 & 0 & 1 \\ 1 & -1 & -1 & 1 \\ 0 & 1 & -1 & 0 \\ 0 & 0 & 1 & -1 \end{bmatrix}$$

and the kernel of S^T is spanned by $v_1 := (-1, 1, 0, 1, 1)$ and $v_2 := (1, 0, 1, 0, 1)$ and $\text{diag}(x)\text{Ker}[S^T]$ is spanned by $w_1 := \text{diag}(x)v_1$ and $w_2 := \text{diag}(x)v_2$. To construct a $\langle \cdot, \cdot \rangle_{\frac{1}{x}}$ orthogonal basis (w_2, w_3) of $\text{diag}(x)\text{Ker}[S^T]$, let $w_3 := w_2 + \lambda w_1$. The requirement $\langle w_2, w_3 \rangle_{\frac{1}{x}} = 0$ yields

$$\lambda = \frac{x_1 + x_3 + x_5}{x_1 - x_5} \tag{S3}$$

in the case that $x_1 \neq x_5$ (if $x_1 = x_5$, then (w_1, w_2) is an $\langle \cdot, \cdot \rangle_{\frac{1}{x}}$ -orthogonal basis already). Now the projection $\pi(e_4)$ is given by

$$\pi(e_4) = \frac{\langle e_4, w_2 \rangle_{\frac{1}{x}}}{\langle w_2, w_2 \rangle_{\frac{1}{x}}} w_2 + \frac{\langle e_4, w_3 \rangle_{\frac{1}{x}}}{\langle w_3, w_3 \rangle_{\frac{1}{x}}} w_3 = \frac{\lambda}{\langle w_3, w_3 \rangle_{\frac{1}{x}}} w_3.$$

One computes $\langle w_3, w_3 \rangle_{\frac{1}{x}} = \lambda(x_5 - x_1) + \lambda^2(x_1 + x_2 + x_4 + x_5)$ and obtains, using the formula (16) from Remark 4 for the absolute sensitivity⁴

$$\begin{aligned} \alpha_4 &= x_4 \langle e_4, \pi(e_4) \rangle_{\frac{1}{x}} = \frac{x_4 \lambda}{\langle w_3, w_3 \rangle_{\frac{1}{x}}} \langle e_4, w_3 \rangle_{\frac{1}{x}} = \frac{x_4 \lambda^2}{\langle w_3, w_3 \rangle_{\frac{1}{x}}} \\ &= \frac{x_4}{\lambda^{-1}(x_5 - x_1) + (x_1 + x_2 + x_4 + x_5)} \\ &= \frac{x_4(x_1 + x_3 + x_5)}{(x_1 + x_3 + x_5)(x_1 + x_2 + x_4 + x_5) - (x_5 - x_1)^2}, \end{aligned}$$

which can be rearranged to yield the expression in the main text.

S2 Numerical examples

Here, the behavior of the absolute sensitivity α_4 for the example in Section 5 is analyzed for different sets of kinetic rate constants. In particular, it is known that absolute concentration robustness is achieved when the reactions $\text{EI}_p \rightarrow \text{E} + \text{I}$ and $\text{EI}_p\text{I} \rightarrow \text{EI}_p + \text{I}_p$ are irreversible [40]. Therefore, the focus of the numerical examples will be to investigate the effect of the smallness of the rate constants k_2^- and k_4^- .

The assumption of complex balancing forces the CRN to be an equilibrium CRN as there are no cycles in the graph of complexes and reactions. This implies the condition

$$k_1^+ k_2^+ k_3^+ k_4^+ = k_1^- k_2^- k_3^- k_4^- \quad (\text{S4})$$

on the rate constants. In order to fix the rate constants for concrete examples, it is assumed that the order of all reactions is of a similar scale, i.e., $k_1^+ = k_2^+ = k_3^+ = k_4^+ = 1$. This leads to the condition $k_1^- k_2^- k_3^- k_4^- = 1$. Moreover, it is assumed that the irreversibility is governed by

$$\epsilon := k_2^- = k_4^-. \quad (\text{S5})$$

For the condition close to irreversibility, $\epsilon = 0.01$ is chosen and contrasted with the case $\epsilon = 0.1$. The complex balancing condition now reads $\epsilon^2 k_1^- k_3^- = 1$ and the three cases $k_1^- = k_3^-$, $k_1^- = 100k_3^-$, and $100k_1^- = k_3^-$ are considered. The two conserved quantities

$$\eta_1 := x_1 + x_3 + x_5 \quad (\text{S6})$$

$$\eta_2 := x_2 + x_3 + x_4 + 2x_5 \quad (\text{S7})$$

quantify the total amount of E and I, respectively and are natural parameters for the steady-state manifold. The dependence of the absolute sensitivity α_4 on $(\log \eta_1, \log \eta_2)$ is shown in Fig. S1. These results show that there is very little difference between $\epsilon = 0.01$ and $\epsilon = 1$. However, the quotient k_1^-/k_3^- has a strong influence on α_4 and for $k_1^- \gg 100k_3^-$ the lowest values for the absolute sensitivity are obtained. These values are consistently low for all physiologically relevant values of (η_1, η_2) , where both conserved quantities range from 10^{-10} to 10.

⁴In the case $x_1 = x_5$, the analogous calculation can be done with w_1 instead of w_3 and the final results still holds true.

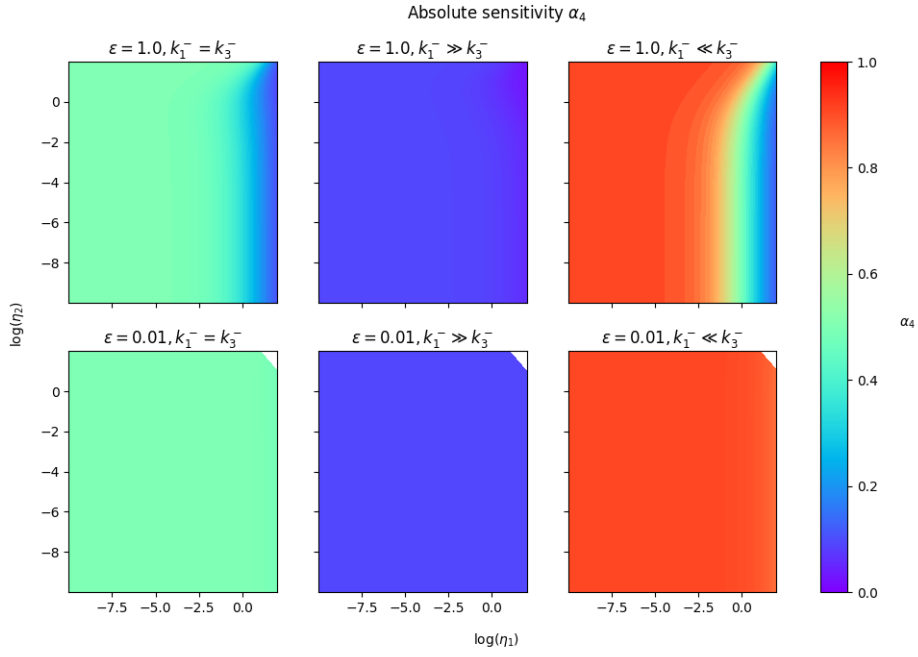


Figure S1: The dependence of the absolute sensitivity α_4 on the kinetic rate constants. For this example, $k_1^+ = k_2^+ = k_3^+ = k_4^+ = 1$ are fixed, $\epsilon = k_2^- = k_4^-$ is varied as $\epsilon = 0.01$ and $\epsilon = 1$ and the three cases $k_1^- = k_3^-$, $k_1^- = 100k_3^-$, and $100k_1^- = k_3^-$ are considered under the condition $\epsilon^2 k_1^- k_3^- = 1$. The steady state manifold is two-dimensional and parametrized by $(\log \eta_1, \log \eta_2)$.

S2.1 Numerical procedure

As the parametrization $x(\eta)$ is not available analytically, for each set of rate constants, a base point x^{ss} is determined numerically by choosing arbitrary points $x \in X$ for $\eta_1 = \eta_2 = 1$ and then by running mass action kinetics until convergence to x^{ss} . The parametrization of the steady state manifold according to (6), i.e.,

$$\begin{aligned} \gamma : \mathbb{R}^q &\rightarrow X \\ \lambda &\mapsto x^{ss} \circ \exp(U\lambda). \end{aligned} \tag{S8}$$

is used for $\lambda \in [10^{-15}, 10^3]^2$. For each point $x = \gamma(\lambda)$, the absolute sensitivity α_4 is computed according to the formula (19) and the conserved quantities according to (S6) and (S7). The results are shown in Fig. S1.