





The AFLOW Library of Crystallographic Prototypes: Part 4

Hagen Eckert ^{1,2} Simon Divilov ^{1,2} Michael J. Mehl ^{1,2,*} David Hicks ^{1,2}
Adam C. Zettel ^{1,2} Marco Esters ² Xiomara Campilongo ² and Stefano Curtarolo ^{1,2,†}

¹*Department of Mechanical Engineering and Materials Science, Duke University, Durham, NC 27708, USA*

²*Center for Extreme Materials, Duke University, Durham, NC 27708, USA*

(Dated: February 15, 2024)

The AFLOW Library of Crystallographic Prototypes has been updated to include an additional 683 entries, which now reaches 1,783 prototypes. We have also made some changes to the presentation of the entries, including a more consistent definition of the AFLOW-prototype label and a better explanation of our choice of space group when the experimental data is ambiguous. A method is presented for users to submit new prototypes for the Encyclopedia. We also include a complete index linking to all the prototypes currently in the Library.

I. INTRODUCTION

There are a variety of available resources to find crystallographic information about the structure of materials. These include the *Pauling File Project* [1], the *American Mineralogist Crystal Structure Database* (AMCSD) [2], the *Inorganic Crystal Structure Database* (ICSD) [3], the *Cambridge Structural Database* (CSD) [4], and our own AFLOW (Automatic FLOW for Materials Discovery) [5]. This list is by no means complete. Most of these databases group similar crystal structures under one prototype, a specific compound that defines the entire class. These prototypes are usually labeled by the chemical formula of the prototype structure, which, while helpful, does not guarantee a unique definition. In fact, there is no agreed-upon method for designating prototypes, though many have been proposed and are in use [6].

Our approach is the AFLOW-prototype label [7], an alphanumeric string describing stoichiometry, unit cell Pearson symbol and space group, and occupied Wyckoff positions for each atomic species of a given structure. The label is the same for all structures in the prototype class and is independent of the choice of prototype compound, although we always make one choice to use as an example. All structures in a prototype class have the same AFLOW-prototype label. An example is the rock salt structure: NaCl — halite — and hundreds of binary compounds [8, 9] all have the same prototype label, AB_cF8_225_a_b. The AFLOW-prototype label is not unique in its basic form. As a trivial example, the label AB_cF8_225_b_a also describes the rock salt structure. In other cases, two structures with different atomic arrangements might have the same prototype label. The construction of a unique label requires additional conditions to the naming convention that we explore in this article.

We use the AFLOW-prototype label to refer to structures in our Library of Crystallographic Prototypes. This database began with 298 structures [7] with later additions bringing the total to 1,100 [6, 10]. Here we report

the addition of 683 new prototypes. Many of these were chosen by scanning the literature to find systems currently being explored by researchers. All have been included in the updated AFLOW-XtalFinder [11] and can be accessed directly from the aflow++ software [12] and through the AFLOW.org web [5]. All the individual entries in the current library have been updated to include additional compounds that the same prototype can describe and to correct errors that unavoidably occur in a large project such as this. The library is now designed to be updated regularly, and we are accepting suggested prototypes from users.

This article describes the changes we made to the Library of Crystallographic Prototypes. The following section discusses the new structures added to the Library, changes in AFLOW-prototype labels and space groups, cross references with other databases, and extensions to the online version of the Library, the AFLOW Encyclopedia of Crystallographic Prototypes.

II. CHANGES AND UPDATES TO THE LIBRARY OF CRYSTALLOGRAPHIC PROTOTYPES

The newest version of the Library includes several updates and changes in the way we index and present the prototypes. These are highlighted below.

A. New Structures

We have added an additional 683 prototypes to the database, bringing the total number of entries to 1,783 at the time of submission. Newly added systems include:

- Aurivillius phases [15] at the request of users;
- Ti_3Cu_4 [16] and others, based on recent mentioned in literature [17];
- ReB_2 [18] and others, to extend previous class of entries, in this case, the Re_xB_y system; and
- $\text{U}_2\text{Co}_3\text{Si}_5$ and other less-common structures [19], to provide more examples of structures in sparsely populated space groups.

* michael.mehl@duke.edu

† stefano@duke.edu

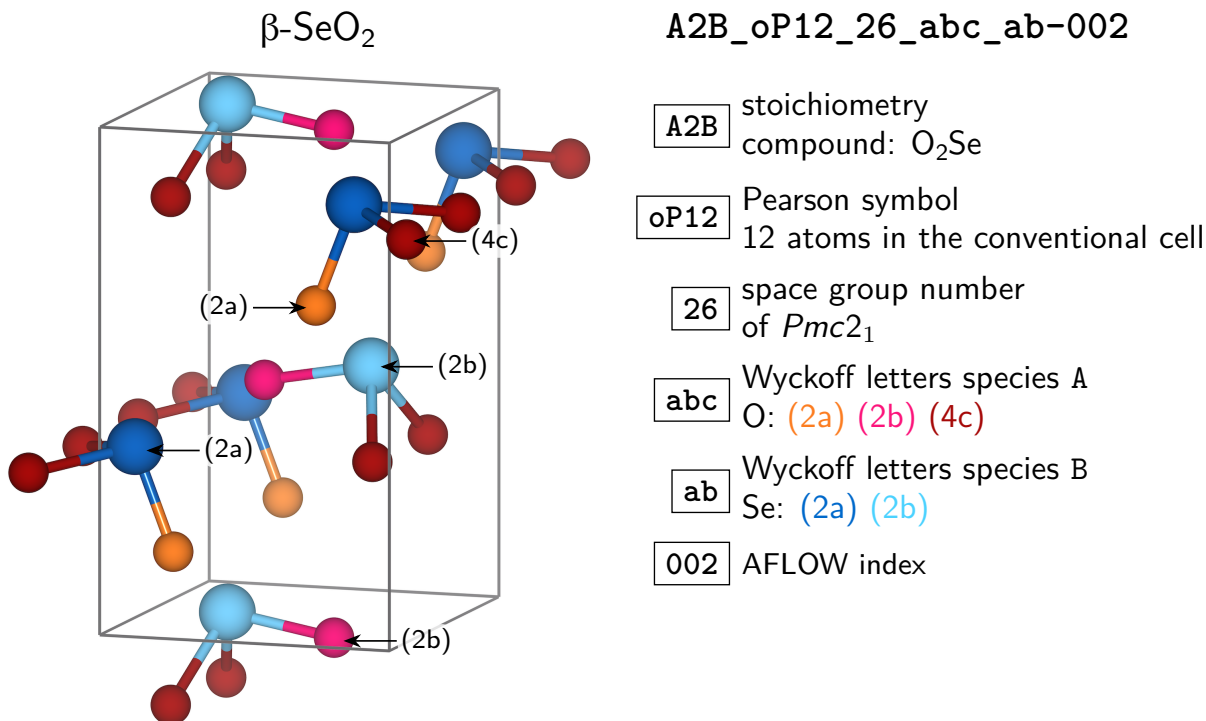


FIG. 1. Deconstruction of the AFLOW-prototype label, describing the atoms in the conventional unit cell of the system. On the left oxygen is drawn using VESTA [13] in shades of red, while blue is used for selenium. The different Wyckoff positions share the same colors and are labeled in the figure. The stoichiometry term is determined by listing the elements in the crystal in alphabetical order, calling the first element A, the second B, etc. The multiplicity of each element is indicated by the number after its letter. This is followed by the Pearson Symbol and the space group number assigned in the International Tables of Crystallography [14]. The Wyckoff letters are then listed for each atom. If there are multiple instances of the same Wyckoff positions for an atom, it is indicated by a number placed *before* the Wyckoff letter. Finally, the AFLOW index concludes the label. The -002 here indicates that at least one other structure in the AFLOW database has the label A2B_oP12_26_abc_ab.

All structures currently in the Encyclopedia are listed in the Appendix, with new structures highlighted by a filled bullet point (●). Links to the individual entries are provided there. Going forward from this point, we plan frequent updates to the entries in the online Encyclopedia of Crystallographic Prototypes [20], as well as more streamlined reports for archival literature.

B. AFLOW Labels

Any database of prototypes requires a unique method to catalog each entry. AFLOW and the Library of Crystallographic Prototypes are no exception. A unique label allows quick access to the Library’s web pages and facilitates the generation of new structures within AFLOW. It would be helpful if there were a universally recognized method for labeling crystalline prototypes, but this goal has yet to be achieved.

The Library originated as a web page at the U.S. Naval Research Laboratory (NRL) [21]. There a prototype was usually referenced by its *Strukturbericht* designation [22–28], if one existed, or the chemical formula. These methods are not sustainable for large-scale databases: the

practice of defining new *Strukturbericht* labels ceased early in the post World War II period. The seemingly obvious idea of using chemical formulas fails as many of these entities, e.g. WO₃, can be found in multiple phases even under ambient conditions, with many of the phases designated as the prototypes for their class. AFLOW circumvents this problem by introducing the prototype label [7]. The method is outlined in Fig. 1. Consider a chemical compound, here β -SeO₂ [29]. We have a complete description of this structure from the literature [30]. This includes the space group, the lattice constants, the Wyckoff positions occupied by each species, and the numerical values used to locate each atom associated with a given Wyckoff position. The prototype label is generated from this information, to wit:

- The chemical formula is written in alphabetical order: SeO₂ → O₂Se. Assign the letter A to the first element and the letter B to the second. The stoichiometry of the compound is given by a number (if not 1) after the letter. Thus SeO₂ becomes A2B. This construction allows other compounds with the same structure to use this label.
- This compound has a primitive orthorhombic lat-

tice with twelve atoms in the unit cell. The Pearson symbol [31] for this structure is then oP12.

- The compound is in space group $Pmc2_1$, which is #26 in the International Tables of Crystallography [14].
- The selenium atoms occupy (2a), (2b), and (4c) Wyckoff positions [32], while the oxygen atoms are on (2a) and (2b) sites. The numbers represent the number of atoms associated with each Wyckoff position, but they are redundant: the Wyckoff label (4c) and the Wyckoff letter c convey the same information.

The prototype label is constructed from these pieces: the abstract chemical formula, the Pearson symbol, the space group number, and the Wyckoff letters of each element, all separated by underscores. This gives us the prototype label `A2B_oP12_26_abc_ab`.

Now consider a slightly more complicated case, the Na_2PrO_3 structure [33]. This is a base-centered monoclinic structure, space group $C2/c$ #15. The sodium atoms are on (2a), (4e), and (8f) Wyckoff sites, praseodymium is found on two (4e) sites, and the oxygen atoms occupy three (8e) sites. When one atomic species occupies multiple Wyckoff positions with the same letter, we indicate this by placing the number of sites *before* the Wyckoff letter, so the prototype label is `A2B3C_mC48_15_aef_3f_2e`.

Once the label is constructed, and with knowledge of the atomic species and the numerical values of the positional parameters, AFLOW can generate the entire crystal structure. Using experimental data [30] for $\beta\text{-SeO}_2$, the AFLOW command:

```
aflow --proto=A2B_oP12_26_abc_ab:0:Se
--params=5.0722,0.88135,1.48474,0.746,0.672,
0.1219,0.3748,0.620,-0.039,0.2516,0.000,
0.247,0.152,0.841
```

generates the VASP POSCAR file for this structure. Adding the flag `--cif` to the command will instead produce a Crystallographic Information File (CIF) [34]. This process works even if the AFLOW-prototype label is not in the database.

The procedure outlined above is sufficient to generate a crystal structure for any periodic crystal. Once a prototype is incorporated into the database, however, problems can arise because the labeling still needs to produce unique labels. The first difficulty arises when two or more distinct crystal structures have the same label. For example, α -gallium (*Strukturbericht* designation A11), crystalline molecular iodine (A14), and black phosphorous (A17) all occupy a single (8f) Wyckoff position in space group $Cmca$ #64, giving all of these structures the prototype label `A_oC8_64_f`. The crystals are very different, however, as seen in Fig. 2, which compares α -Ga and molecular I_2 . While the structures have the same label, they cannot be said to have the same prototype. In the past, we distinguished these structures using arbitrary labels, in this case α -Ga [35], I [36], and P [37], but

this is generally unwieldy. Our new method distinguishes these structures by adding a three-digit suffix to the label. This index number is determined by the order in which the structure was added to the AFLOW database [38]. In this case,

- α -Ga is `A_oC8_64_f-001`,
- phosphorous is `A_oC8_64_f-002`, and
- molecular iodine is `A_oC8_64_f-003`.

As a further example, again consider $\beta\text{-SeO}_2$, AFLOW label `A2B_oP12_26_abc_ab`. This prototype label is the same for both $\beta\text{-SeO}_2$ and the high-pressure (70 GPa) H_2S structure [39]. In previous versions of the Library we distinguished between the two structures by placing the chemical formula after the label, e.g. `A2B_oP12_26_abc_ab.H2S` and `A2B_oP12_26_abc_ab.SeO2`, respectively. H_2S was added to our database before $\beta\text{-SeO}_2$, so the new labels become `A2B_oP12_26_abc_ab-001` and `A2B_oP12_26_abc_ab-002`, respectively.

While we will always use the new labels in future work, the Library will maintain backward compatibility. In particular, this will allow links in our previously published reports to continue to function. Thus a reference to the label `A2B_oP12_26_abc_ab.H2S` will link to H_2S (`A2B_oP12_26_abc_ab-001`), while `A2B_oP12_26_abc_ab.SeO2` will link to $\beta\text{-SeO}_2$ (`A2B_oP12_26_abc_ab-002`). Similarly both `A_oC8_64_f.alpha-Ga` and `A_oC8_64_f-001` will resolve as A11 α -gallium.

One could hope that the above criteria would produce a unique prototype label for every structure. This turns out not to be the case, as many space groups permit several different choices of origin [40] and orientation [41] to describe the same structure. Each choice of origin and orientation will produce a different set of occupied Wyckoff positions.

For example, consider the compound UTe_2 [42], which has an orthorhombic structure in space group $Immm$ #71. Hutanu et al. [43] describe this structure in an orientation with lattice constants $c > b > a$. Using this orientation, the crystal has the AFLOW-prototype label `A2B_oI32_71_hj_i`. Alternatively, since space group $Immm$ allows us to make any permutation of the axes we wish to describe a structure, we could instead rotate the system so that $a > b > c$. In that case, the AFLOW-prototype label becomes `A2B_oI32_71_eh_f`. Other permutations give other possible labels. Still, more choices occur because the space group allows an origin shift of one-half of the lattice constant along any of the principle axes.

To avoid confusion, AFLOW versions beginning with 3.2.14 fix the origin and orientation of the unit cell by

- assigning a numerical score to each Wyckoff letter: $a = 1$, $b = 2$, etc., and take the sum over all Wyckoff positions. Only labels with the smallest sum will be considered.
- If there are still multiple permutations of Wyckoff

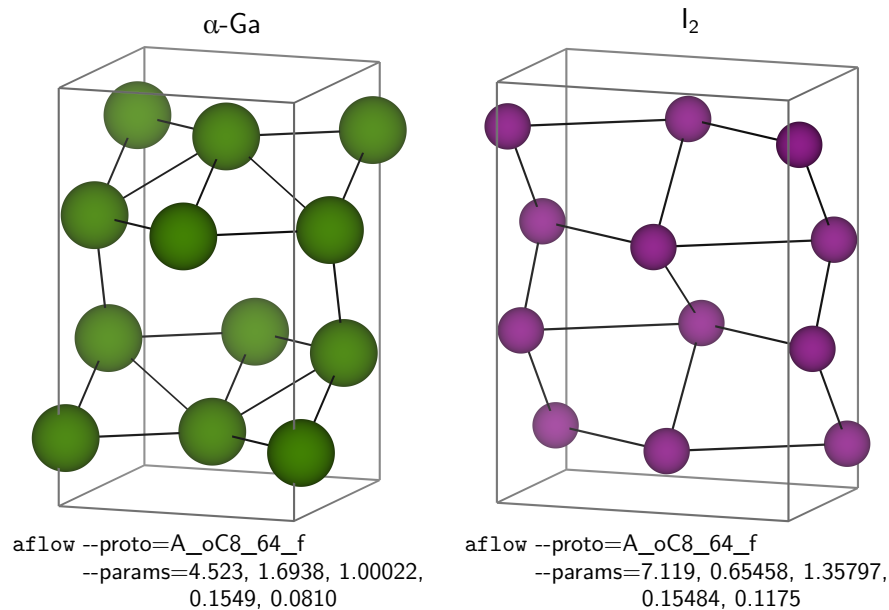


FIG. 2. Crystal structures of α -Ga (left) and molecular iodine (right), drawn using VESTA [13]. Both structures use are in the same space group with a single (8f) occupied Wyckoff position, so they have the same AFLOW-prototype label, `A_oC8_64_f`. The boxes delineated the conventional unit cells for each structure, and black lines show the connection to the nearest neighbors, to guide the eye. The AFLOW command below each structure generates that structure.

positions with this sum, chose the one where the first atomic species has the smallest Wyckoff letter.

In our UTe_2 example, this gives us the label `A2B_oI32_71_ah_f-001`, the suffix signaling that this is the first structure we have found with this label. AFLOW will always report this as the label for UTe_2 , even if it is generated using data from another orientation.

Combining AFLOW-prototype label plus suffix can generate unwieldy labels. We introduce a unique identifier (UID) for all published prototypes to alleviate this. This four-character UID is created using a similar approach to the AUID used for AFLOW database entries. The prototype label is hashed by utilizing a 64-bit variant of the cyclic redundancy check (CRC64) [44] with “Jones” coefficients. The resulting 64-bit integer is then represented as a string using a set of 34 characters (uppercase alphanumeric without the letters I and O to avoid confusion). As the number of anticipated prototypes is considerably smaller than the number of possible entries in the AFLOW database, just a fraction of the 64-bit long hash is utilized. With just the first four characters of the produced hash, over 1.3 million prototypes could be differentiated. While this is ample space to describe all foreseeable prototypes, the convenience of a smaller UID leads to a high risk of hash collisions. As creating a new label for a prototype depends on a database lookup to determine the suffix number, a collision can be avoided at this point by using the result of the first attempt as new input for the UID creation. This process can be repeated until a unique UID is found. The created UIDs are shown in the index in the Appendix and

on the [prototype index page](#). If the UID is known, the structure may be retrieved from the Library using the link <http://aflow.org/p/UID>, where UID is replaced by the four-character UID for the structure.

C. Assignment of the Space Group

By convention, a structure that could be described in multiple space groups is placed in the space group with the highest symmetry as determined by its index number in the International Tables. In practice, structures with relatively high symmetry are frequently reported as having lower symmetry [45–47]. This often happens when a reference places the structure in a low-symmetry space group, but assigns lattice and Wyckoff parameters consistent with a higher symmetry. An example is PtSn [48]. The original publication [49] placed this system in space group *Aea2* (#41) with a primitive orthorhombic primitive cell. The platinum atoms occupy the (2a) site. The tin atoms occupy two (2b) Wyckoff sites, with $x_1 = y_2$, $x_2 = y_1$, and $z_2 = -z_1$. These relations make the atomic positions consistent with the higher symmetry space group *Ccce* (#68), with a base-centered orthorhombic primitive cell. In the former case, the two tin sites are nominally independent, but in the latter case, all tin atoms are on a single (16i) Wyckoff position.

Our approach to cases like this has varied. We usually place the problematic structure in the higher symmetry space group, especially if it was a structure highlighted

by Cenizual et al. [45, 46] or similar works. In the case of PtSn_4 (and a few other structures), we decided to emphasize the nature of the lower symmetry space group, $Aea2$, as there are relatively few structures in that group. We did this by slightly changing the lattice constants and/or atomic coordinates. In either case, the comments accompanying each entry discuss the situation: the published space group, the higher symmetry space group, and our choice of the space group to display.

Another problem arises when the experimentally reported structure is correctly placed in a low-symmetry space group. However, a small amount of uncertainty in the atomic positions or lattice parameters would make the structure consistent with a structure with a higher symmetry. In this case, electronic structure programs such as VASP assume that the structure will relax to the higher symmetry structure and so start calculations by making this assumption. By default AFLOW follows the same convention, but we felt it best to use the originally reported structure for our purposes. This requires us to change the default tolerance when calling AFLOW. One such case is $\alpha\text{-FeSe}$ [50]. This structure was reported in space group $Cmme$ (#67) with a base-centered orthorhombic lattice [51], with the lattice constants a and b differing by less than 0.3%. As a result, the default tolerance set in AFLOW, as well as electronic structure programs such as VASP, place this in the higher symmetry tetragonal space group $P4/nmm$ (#129). Tightening the AFLOW tolerance eventually reveals the reported space group. In this type of case, we uniformly use the reported space group. However, we note the problem in the comment section for the prototype.

D. Cross Reference With Other Databases

The Inorganic Crystal Structure Database (ICSD) [3] is perhaps the largest collection of published inorganic crystal structures. We currently provide the corresponding ICSD identification number for each structure in the Library, when available. If the structure is not in the ICSD, we then search through the Cambridge Crystallographic Data Centre (CCDC) [52] database, which also searches the Cambridge Structural Database (CSD) [4]. We include the CCDC identification number if the structure is found there. At the present time we have 1,632 entries with ICSD or CCDC identifications. The remaining 151 structures are mostly hypothetical, computationally predicted, or obsolete structures not included in the ICSD or CCDC databases.

E. Extensions

We have made several improvements to the library and AFLOW. For example, AFLOW-XtalFinder [11] has been updated to include all of the structures currently in the library. When a user enters a structure, it is automati-

cally compared to all existing prototype entries. If a matching entry is found, the relevant prototype information is returned (e.g., prototype label and parameters, *Strukturbericht* designation, symmetry descriptions, Inorganic Crystal Structure Database (ICSD) [3] or Cambridge Structural Database (CSD) [53] identifier, if available, and a weblink to the entry. If no matching entry is found – signaling a new prototype – users can report the structure by providing the following information in an online form:

- i. Geometry file (in any standardized format),
- ii. Reference(s) that reported the structure,
- iii. Supplemental reference(s) used to find the structure (e.g., catalogs or online databases),
- iv. The ICSD or CCDC entry number, if available.
- v. Any useful comments about the prototype, such as its relationship to other entries in the database and
- vi. The uploader’s contact information (to credit the contributor on that structure’s entry page, if desired).

Unique prototype suggestions will be collected for future enrichment of the encyclopedia. While previous library versions were only updated upon publication of a new article, we plan to switch to incremental updates. As new structures are added to the system, the online library will be directly expanded, with periodic reports such as this one focusing on additions and improvements to the library.

III. CONCLUSION

The AFLOW Library of Crystallographic Properties has been updated to provide users with complete crystallographic information for 1,783 structures, with future expansion planned. This information can be used to construct input files for many electronic structure programs.

The updated Library changes the default definition of the AFLOW-prototype label to make it easier for users and programmers to construct a unique label for each prototype. Structures that can be placed in multiple space groups have been highlighted, and the comments for each structure outline why we have made that particular choice. Each entry now includes the ICSD or CCDC identification number, when available. Finally, we now provide an interface for users to suggest new structures to be added to the Library.

Appendix A: Index of Prototypes Ordered by Space Groups

This index lists all prototype structures in the current Encyclopedia of Crystallographic Prototypes. En-

tries headed by a filled bullet point (●) are new to this edition of the Encyclopedia, while previous entries are designated by an empty one (○). Clicking on the UID or AFLOW-prototype label will open a web browser window showing the details of that structure. A PDF version of the page can be obtained by clicking the “PDF version” link on the web page.

P1 (1):	
○ FeS ₂ (<i>P1</i>):	
AB2_aP12_1_4a_8a-001	RHYA
○ AsKSe ₂ (<i>P1</i>):	
ABC2_aP16_1_4a_4a_8a-001	GZNE
○ NaC ₅ H ₁₁ O ₈ S:	
A5B11CD8E_aP26_1_5a_11a_a_8a_a-001	WTTR
<hr/>	
P1 (2):	
○ Cf:	
A_aP4_2_aci-001	G18C
○ P ₂ I ₄ :	
A2B_aP6_2_2i_i-001	V85G
○ H ₂ S (90 GPa):	
A2B_aP6_2_aei_i-001	Q769
● Hexamethylbenzene II (C ₁₂ H ₁₈):	
A_aP12_2_6i-001	7LZP
● γ-CuZrF ₆ :	
AB12C_aP14_2_b_6i_c-001	5H3G
○ TaTi (BCC SQS-16):	
AB_aP16_2_4i_4i-001	BQ6Y
○ Co ₂ B ₂ O ₅ :	
A2B2C5_aP18_2_2i_2i_5i-001	RJNZ
● Na ₄ SiO ₄ :	
A4B4C_aP18_2_4i_4i_i-002	A8AW
● Cu ₃ (P ₂ O ₆ OH) ₂ :	
A3B12C2D4_aP21_2_ai_6i_i_2i-001	L1KQ
● Low Temperature “White” Phosphorous:	
A_aP24_2_12i-001	YLP3
○ Albite (NaAlSi ₃ O ₈ , <i>S6</i> ₈):	
ABC8D3_aP26_2_i_i_8i_3i-001	8BAG
○ Boric Acid (H ₃ BO ₃ , <i>G5</i> ₁):	
AB3C3_aP28_2_2i_6i_6i-001	H1GD
○ Wollastonite (CaSiO ₃):	
AB3C_aP30_2_3i_9i_3i-001	89U5
○ Kyanite (Al ₂ SiO ₅ , <i>S0</i> ₁):	
A2B5C_aP32_2_4i_10i_2i-001	4TPV
○ δ-WO ₃ :	
A3B_aP32_2_12i_4i-001	9JTN
○ Co ₃ (SeO ₃) ₃ ·H ₂ O:	
A3B2C10D3_aP36_2_be2i_2i_10i_3i-001	OZM1
○ Chalcantite (CuSO ₄ ·5H ₂ O, <i>H4</i> ₁₀):	
AB10C9D_aP42_2_bc_10i_9i_i-001	NQQF
○ α-Ho ₂ Si ₂ O ₇ :	
A2B7C2_aP44_2_4i_14i_4i-001	VN5Q
○ Ni(NO ₃)(H ₂ O) ₃ :	
A12B2CD12_aP54_2_12i_2i_i_12i-001	6GLF
● Pentacene (C ₁₁ H ₇):	
A11B7_aP72_2_22i_14i-001	C9KZ
<hr/>	
P2 (3):	
○ Predicted SiO ₂ (<i>P2</i>):	
A2B_mP12_3_ab3e_2e-001	QAF3
● Pb ₃ TeCo ₃ P ₂ O ₁₄ :	
A3B14C2D3E_mP138_3_3c3d6e_42e_6e_3a3b6e_3a3b-001	TBT2
<hr/>	
P2₁ (4):	

○ High-pressure Te:	
A_mP4_4_2a-001	HOF1
● α-BiPd:	
AB_mP16_4_4a_4a-001	QNKQ
○ Li ₂ SO ₄ ·H ₂ O (<i>H4</i> ₈):	
A2B2C5D_mP20_4_2a_2a_5a_a-001	674K
○ Ca ₃ UO ₆ :	
A3B6C_mP20_4_3a_6a_a-001	T9UP
● Monoclinic (I) Li ₂ FeSiO ₄ :	
AB2C4D_mP32_4_2a_4a_8a_2a-001	TK4X
○ W ₂ O ₃ (PO ₄) ₂ :	
A11B2C2_mP60_4_22a_4a_4a-001	ZOHK
● Monoclinic KH ₂ PO ₄ :	
A5B2C8D2_mP68_4_10a_4a_16a_4a-001	MD4G
<hr/>	
C2 (5):	
○ (Ba,Ca)CO ₃ (“ <i>C2</i> ”):	
ABC3_mC10_5_b_a_ac-001	6HGL
○ A19 Po (<i>Obsolete</i>):	
A_mC12_5_3c-001	FECP
○ NbAs ₂ :	
A2B_mC12_5_2c_c-001	0898
○ D0 ₁₅ (AlCl ₃) (<i>Obsolete</i>):	
AB3_mC16_5_c_3c-001	RSL8
● CrPS ₄ :	
ABC4_mC24_5_2a_c_4c-001	VB2Y
○ Rb ₂ CaCu ₆ (PO ₄) ₄ O ₂ :	
AB6C18D4E2_mC62_5_b_2a2c_9c_2c_c-001	74YK
● Al ₁₇ Mo ₄ :	
A17B4_mC84_5_ab16c_4c-001	QL9A
○ Bassanite [CaSO ₄ (H ₂ O) _{0.5} , <i>H4</i> ₇]:	
A2B2C9D2_mC90_5_ab2c_3c_a13c_3c-001	Q14S
● α-Bi ₄ V ₂ O ₁₁ :	
A3B9C2_mC112_5_6c_2a2b16c_4c-001	JBQX
● High Temperature Monoclinic TiS:	
AB_mC256_5_2a2b30c_32c-001	J6WY
<hr/>	
Pm (6):	
○ Tetrataenite (FeNi):	
AB_mP4_6_2a_2b-001	X3MC
○ Mo ₈ P ₅ :	
A8B5_mP13_6_5a3b_2a3b-001	LEL6
○ Ta ₅ Ti ₁₁ (BCC SQS-16):	
A5B11_mP16_6_2abc_2a3b3c-001	EUM5
<hr/>	
Pc (7):	
○ H ₂ S IV:	
A2B_mP12_7_4a_2a-001	UVJS
○ Calaverite (AuTe ₂):	
AB2_mP12_7_2a_4a-001	G433
○ ε-WO ₃ (low-temperature):	
A3B_mP16_7_6a_2a-001	SUKZ
○ BaAs ₂ :	
A2B_mP18_7_6a_3a-001	34FL
○ Rh ₂ Ga ₉ :	
A9B2_mP22_7_9a_2a-001	2DRY
● Monoclinic Bi ₄ Ti ₃ O ₁₂ <i>m</i> = 3 Aurivillius:	
A4B12C3_mP38_7_4a_12a_3a-001	S41T
○ Na ₂ Ca ₆ Si ₄ O ₁₅ :	
A6B2C15D4_mP54_7_6a_2a_15a_4a-001	5V2T
○ Low Temperature Mo ₈ O ₂₃ :	
A8B23_mP124_7_16a_46a-001	5T76
<hr/>	
Cm (8):	
○ F ₅₁₁ (KNO ₂) (<i>Obsolete</i>):	
ABC2_mC8_8_a_a_b-001	X9AR
○ Monoclinic PZT [Pb(Zr _{<i>x</i>} Ti _{<i>1-x</i>})O ₃]:	

A3BC_mC10_8_ab_a_a-001	XHKF	AB4C_mP12_11_e_2ef_e-001	C55J
• Base-Centered Monoclinic La_2CuO_4 :		◦ α -Pu:	
AB2C4_mC28_8_2a_4a_4a2b-001	T7TZ	A_mP16_11_8e-001	2MX7
• Al_4W :		• β -NbPt ₃ :	
A4B_mC30_8_2a5b_ab-001	10PS	AB3_mP16_11_2e_2e2f-001	A6R9
◦ TaTi ₃ -II (BCC SQS-16):		◦ $\text{K}_2\text{S}_2\text{O}_5$ ($K0_1$):	
AB3_mC32_8_4a_4a4b-001	P5PQ	A2B5C2_mP18_11_2e_2e2f_2e-001	YYGA
◦ TaTi ₃ -I (BCC SQS-16):		◦ Barytocalcite ($\text{BaCa}(\text{CO}_3)_2$):	
AB3_mC32_8_4a_12a-001	QVN8	AB2CD6_mP20_11_e_2e_e_2e2f-001	YSME
◦ Monoclinic $\text{Co}_4\text{Al}_{13}$:		• Squaric Acid ($\text{H}_2\text{C}_4\text{O}_4$):	
A13B4_mC102_8_17a11b_8a2b-001	DU5A	A2BC2_mP20_11_4e_2e_4e-001	0Y6Q
Cc (9):		• Li ₇ Sn ₃ :	
◦ H_3Cl (20 GPa):		A7B3_mP20_11_7e_3e-001	YDAL
AB3_mC16_9_a_3a-001	QYSB	◦ γ -Y ₂ Si ₂ O ₇ :	
• Room Temperature Ga_2Se_3 :		A7B2C2_mP22_11_3e2f_2e_ab-001	3RSG
A2B3_mC20_9_2a_3a-001	4F67	• Pt ₆ Si ₅ :	
• In ₂ Te ₅ (I):		A6B5_mP22_11_6e_5e-001	H63U
A2B5_mC28_9_2a_5a-001	FDOC	• NbSe ₃ :	
◦ α -P ₃ N ₅ :		AB3_mP24_11_3e_9e-001	4LKF
A5B3_mC32_9_5a_3a-001	9173	• Ho ₂ S ₃ :	
• CuInP ₂ S ₆ :		A2B3_mP30_11_6e_9e-001	TWS9
A2BC2D6_mC44_9_2a_a_2a_6a-001	G59D	C2/m (12):	
• GeCd ₄ S ₆ :		◦ α -O ₂ :	
A4BC6_mC44_9_4a_a_6a-001	ZP3W	A_mC4_12_i-001	M3W6
◦ Chrysotile [$\text{Mg}_3\text{Si}_2\text{O}_5(\text{OH})_4$]:		◦ Calaverite (AuTe_2 , $C34$):	
A3B5C4D2_mC56_9_3a_5a_4a_2a-001	BT10	AB2_mC6_12_a_i-001	1QX2
◦ Nacrite [$\text{Al}_2\text{Si}_2\text{O}_5(\text{OH})_4$, $S54$]:		◦ Tolbachite (CuCl_2):	
A2B4C9D2_mC68_9_2a_4a_9a_2a-001	SDY7	A2B_mC6_12_i_a-001	PNDR
◦ Monoclinic (Cc) Low Tridymite (SiO_2):		• NiO ₂ :	
A2B_mC144_9_24a_12a-001	MKOW	AB2_mC6_12_a_i-003	DZYO
◦ Cs ₆ W ₁₁ O ₃₆ :		• α -HgO ₂ :	
A6B36C11_mC212_9_6a_36a_11a-001	A3V8	AB2_mC6_12_a_i-004	RMCX
• α -LiZnPO ₄ :		◦ CaC ₂ -III:	
AB4CD_mC224_9_8a_32a_8a_8a-001	L704	A2B_mC12_12_2i_i-004	2JVM
P2/m (10):		• α -Bi ₂ Pd:	
◦ δ -Pd ₂ Cl:		A2B_mC12_12_2i_i-006	ONDQ
A2B_mP6_10_mn_bc-001	ZWXH	• OsGe ₂ :	
◦ α -LiSn:		A2B_mC12_12_2i_i-007	RQLL
AB_mP6_10_bn_cm-001	QVV1	• RuU ₂ :	
◦ Muthmannite (AuAgTe_2):		AB2_mC12_12_i_aci-001	6TPG
ABC2_mP8_10_ac_eh_mn-001	ALSR	• GdCBr:	
◦ S-carbon:		ABC_mC12_12_i_i_i-003	69PJ
A_mP8_10_2m2n-001	XRQ1	◦ Au ₅ Mn ₂ :	
◦ H_3Cl (400 GPa):		A5B2_mC14_12_a2i_i-001	9H7D
AB3_mP16_10_mn_3m3n-001	1EYW	◦ δ -Ni ₃ Sn ₄ ($D7_a$):	
• Hulsite [$(\text{Fe}_{1.315}\text{Mg}_{0.56}\text{Sn}_{0.1})\text{BO}_5$]:		A3B4_mC14_12_ai_2i-001	4WTF
A2B2C3D10E_mP18_10_m_ac_en_3m2n_g-001	8URQ	• Brezinaite (Cr_3S_4):	
P2₁/m (11):		A3B4_mC14_12_ai_2i-002	17US
◦ NiTi:		◦ AlCl ₃ :	
AB_mP4_11_e_e-001	WBFX	AB3_mC16_12_g_ij-001	2SQ0
◦ YO(OH):		◦ M-carbon:	
ABC_mP6_11_e_e_e-001	LNXC	A_mC16_12_4i-001	MTFO
• CaSb ₂ :		◦ Monoclinic FeTiSe_2 :	
AB2_mP6_11_e_2e-001	5Q2X	AB2C_mC16_12_g_2i_i-001	JGDH
◦ ZrSe ₃ :		• SrN:	
A3B_mP8_11_3e_e-001	54KB	AB_mC16_12_2i_2i-001	ASFW
• EuFeAs ₂ :		• β -BiI:	
A2BC_mP8_11_2e_e_e-001	C60C	AB_mC16_12_2i_2i-002	DA8J
◦ KClO ₃ ($G0_6$):		• γ -BiI:	
ABC3_mP10_11_e_e_ef-001	RT35	AB_mC16_12_2i_2i-003	6RE9
• Mo ₂ S ₃ :		• CoGe:	
A2B3_mP10_11_2e_3e-001	MUP5	AB_mC16_12_aci_2i-001	7BKU
• SbAsO ₂ :		◦ $\text{K}_2\text{Ti}_2\text{O}_5$:	

A2B5C2_mC18_12_i_a2i_i-001	JYHJ	A13B4_mC34_12_a6i_2i-001	XT4N
○ NbTe ₂ :		● Metastable PbV ₂ O ₆ :	
AB2_mC18_12_ai_3i-002	FY6X	A6BC2_mC36_12_6i_i_2i-001	X6VQ
○ Ta ₂ PdSe ₆ :		○ Sr ₂ NiTeO ₆ :	
AB6C2_mC18_12_a_3i_i-004	H8PR	AB6C2D_mC40_12_ac_gh4i_j_bd-001	79Y1
○ β-Ga ₂ O ₃ :		● Pr ₅ Co ₂ Ge ₄ :	
A2B3_mC20_12_2i_3i-001	LKDZ	A2B3C5_mC40_12_2i_3i_5i-001	422U
○ MnPS ₃ :		○ Bischofite (MgCl ₂ ·6H ₂ O, J17):	
ABC3_mC20_12_g_i_ij-001	UPGR	A2B12CD6_mC42_12_i_2i2j_a_ij-001	3SX5
● α-As ₂ Te ₃ :		● Nb ₇ P ₄ :	
A2B3_mC20_12_2i_3i-003	8W6Z	A7B4_mC44_12_ac6i_4i-001	EWT8
● Au ₂ P ₃ :		○ D ₂ ₂ (MgZn ₅ ?) (<i>Problematic</i>):	
A2B3_mC20_12_eh_ij-001	PQQZ	AB5_mC48_12_2i_ac5i2j-001	5R9K
● Mo ₂ As ₃ :		○ Sanidine (KAlSi ₃ O ₈ , S67):	
A3B2_mC20_12_3i_2i-001	8QA4	AB8C4_mC52_12_i_gi3j_2j-001	JFOM
● Gd ₂ Cl ₃ :		● Radtkeite (Hg ₃ S ₂ ClI):	
A3B2_mC20_12_3i_2i-002	TUQ7	AB3CD2_mC56_12_2i_eg2ij_2i_2j-001	4UG2
○ Thortveitite ([Sc,Y] ₂ Si ₂ O ₇ , S21):		● NiBi:	
A7B2C2_mC22_12_aij_h_i-001	OJ1F	A16B17_mC66_12_4i2j_aeh4ij-001	V4P2
● Al ₈ Mo ₃ :		○ Tremolite (Ca ₂ Mg ₅ Si ₈ O ₂₂ (OH) ₂ S42):	
AB83_mC22_12_4i_ai-001	1Y1T	A2B2C5D24E8_mC82_12_h_i_agh_2i5j_2j-001	BQ7Y
○ LiOH·H ₂ O (B36):		● Monoclinic Nb ₁₂ O ₂₉ :	
A3BC2_mC24_12_ij_g_hi-001	T76D	A12B29_mC82_12_6i_a14i-001	BPW1
○ AlNbO ₄ :		○ Staurolite (H ₂ Al ₅ Fe ₂ Si ₂ O ₁₂):	
ABC4_mC24_12_i_i_4i-001	HK1Y	A5B2C2D10E2_mC84_12_acghj_bdi_2i_5j_j-001	QHVX
○ SiAs:		○ Al ₁₃ Fe ₄ :	
AB_mC24_12_3i_3i-001	S6UY	A13B4_mC102_12_ah8i5j_4ij-001	U8YR
● Li ₂ MnO ₃ :		● Al ₄₅ V ₇ :	
A2BC3_mC24_12_acg_h_ij-002	R3L4	A45B7_mC104_12_a8i7j_cij-001	4Z2U
● Nb ₂ Se:		○ Manganese-leonite [K ₂ Mn(SO ₄) ₂ ·4H ₂ O, H423]:	
A2B_mC24_12_4i_2i-004	2691	A8B2CD15E2_mC112_12_2i3j_j_ac_g4i5j_2i-001	KYS8
● Ag ₃ LiIr ₂ O ₆ :		○ Chrysotile [Mg ₆ O ₁₁ Si ₄ (H ₂ O)(OH) ₆ , S45]:	
A3B2CD6_mC24_12_ag_h_c_ij-001	ZSJ2	AB6C11D6E4_mC112_12_e_gi2j_i5j_2i2j_2j-001	CNLR
● Li ₃ Zn ₂ SbO ₆ :		P2/c (13):	
A3B6CD2_mC24_12_ag_ij_c_h-001	72ZM	○ Sylvanite (AgAuTe ₄ , E1 _b):	
● Y ₅ S ₇ :		ABC4_mP12_13_e_a_2g-001	5BWB
A7B5_mC24_12_a3i_c2i-001	G5Z0	○ H ₂ S (15 GPa):	
● Pd ₅ As:		A2B_mP12_13_2g_ef-001	VYK4
AB5_mC24_12_i_g2ij-001	XSQ7	○ Huanzalaite (MgWO ₄ , H0 ₆):	
● Predicted ζ-LiAlO ₂ :		AB4C_mP12_13_e_2g_f-003	2SHQ
ABC2_mC24_12_ah_cg_ij-001	JWKX	● AgCrP ₂ S ₆ :	
● V ₅ S ₈ :		ABC2D6_mP20_13_e_e_g_3g-001	NDG5
A8B5_mC26_12_2ij_ahi-001	ZQW6	● NaIn(WO ₄) ₂ :	
● Hollandite (BaMn ₂ O ₄):		ABC8D2_mP24_13_e_f_4g_g-001	7246
AB4C8_mC26_12_a_2i_4i-001	50AM	● Cu(PtS ₂) ₂ :	
● TiCr ₅ Se ₈ :		AB2C4_mP28_13_g_efg_4g-001	HFY3
A5B8C_mC28_12_a2i_4i_c-001	AFXE	● Room Temperature V ₃ O ₅ :	
● Au ₁₁ Mn ₃ :		A5B3_mP32_13_ef4g_ab2g-001	3J3M
A11B3_mC28_12_a5i_ci-001	J58A	● Rosickýite (γ-monoclinic Sulfur):	
● CoZn ₁₃ :		A_mP32_13_8g-001	Y7J6
AB13_mC28_12_a_c2i2j-001	6H3E	● Monoclinic (II) Ba ₃ CoIr ₂ O ₉ :	
● PuNi ₄ :		A3BC2D9_mP60_13_ef2g_ab_2g_ef8g-001	2BLQ
A4B_mC30_12_gi2j_ai-001	WBF9	○ Approximate High Temperature Mo ₈ O ₂₃ :	
● Cr ₇ Se ₈ :		A8B23_mP62_13_4g_a11g-001	UWFW
A7B8_mC30_12_aehi_2ij-001	H4M1	○ Monoclinic (Hittorf's) Phosphorus:	
● Dolerophanite [Cu ₂ O(SO ₄)]:		A_mP84_13_21g-001	SEQF
A2B5C_mC32_12_ei_3ij_i-001	H100	P2₁/c (14):	
● Sc ₃ RhC ₄ :		○ γ-PdCl ₂ :	
A4BC3_mC32_12_2j_i_ghi-002	2TGL	A2B_mP6_14_e_a-001	K9AG
● α-BiI ₃ :		● CdP ₄ :	
AB_mC32_12_4i_4i-001	DK3T	AB4_mP10_14_a_2e-001	L3ZV
○ β-Pu:		○ Baddeleyite (ZrO ₂ , C43):	
A_mC34_12_ah3i2j-001	VV4N	A2B_mP12_14_2e_e-001	5CSN
○ Os ₄ Al ₁₃ :			

○ Arsenopyrite (FeAsS, $E0_7$): ABC_mp12_14_e_e_e-002	RH3X	● Monoclinic (black) ZnP ₂ : A2B_mp24_14_4e_2e-001	BW3Z
● Acanthite (Ag ₂ S): A2B_mp12_14_2e_e-011	OGFL	● β -Tl ₂ TeO ₃ : A3BC2_mp24_14_3e_e_2e-001	8M4S
● NdAs ₂ : A2B_mp12_14_2e_e-012	5BM7	● Ag ₂ Te ₂ Tl ₃ : AB2C3_mp24_14_e_2e_3e-001	XDSH
○ HgCl ₂ ·2HgO: A2B3C2_mp14_14_e_ae_e-001	AR8A	● CuTeO ₄ : AB4C_mp24_14_ac_4e_e-001	LRGD
○ “ $P2_1/c$ ”-B ₂ H ₆ : AB3_mp16_14_e_3e-002	3XCA	● GaPS ₄ : ABC4_mp24_14_e_e_4e-002	VQV1
○ β -B ₂ H ₆ : AB3_mp16_14_e_3e-003	WZYX	○ Monoclinic Cu ₂ OSeO ₃ : A2B4C_mp28_14_abe_4e_e-001	DODK
○ KNO ₂ III: ABC2_mp16_14_e_e_2e-003	JSKP	○ KICl ₄ ·H ₂ O ($H0_{10}$): A4BCD_mp28_14_4e_e_e_e-001	YLSG
○ Manganite (γ -MnO(OH), $E0_6$): ABC2_mp16_14_e_e_2e-004	E23Q	● Larnite (β -Ca ₂ SiO ₄): A2B4C_mp28_14_2e_4e_e-001	QEOP
○ Cu(OH)Cl: ABCD_mp16_14_e_e_e_e-001	CH4P	● Pyrostilpnite (Ag ₃ SbS ₃): A3B3C_mp28_14_3e_3e_e-001	8NOK
○ α -ICl: AB_mp16_14_2e_2e-001	HU5N	● Tl ₄ S ₃ : A3B4_mp28_14_3e_4e-001	6ZEC
○ LiAs: AB_mp16_14_2e_2e-002	LRN3	● Pd ₆ P: AB6_mp28_14_e_6e-001	VTUH
● Luberoite (Pt ₅ Se ₄): A5B4_mp18_14_a2e_2e-001	1FWE	○ Azurite [Cu ₃ (CO ₃) ₂ (OH) ₂ , $G7_4$]: A2B3C2D8_mp30_14_e_ae_e_4e-001	QANU
● Phase I K ₂ SnCl ₆ : A6B2C_mp18_14_3e_e_a-001	C2DK	○ β -Se (A_1): A_mp32_14_8e-001	QMXV
○ Orpiment (As ₂ S ₃ , $D5_f$): A2B3_mp20_14_2e_3e-002	4PSJ	○ Ca ₂ UO ₅ : A2B5C_mp32_14_2e_5e_ab-001	E7S8
○ Sanguite (KCuCl ₃): A3BC_mp20_14_3e_e_e-001	M9HY	○ Gd ₂ SiO ₅ (RE ₂ SiO ₅ X1): A2B5C_mp32_14_2e_5e_e-001	HBLG
○ Sr ₂ MnTeO ₆ : AB6C2D_mp20_14_a_3e_e_b-001	QXEE	○ γ -WO ₃ : A3B_mp32_14_6e_2e-001	S4UY
○ Cryolite (Na ₃ AlF ₆ , $J2_6$): AB6C3_mp20_14_a_3e_be-001	G2BV	○ KAuBr ₄ ·2H ₂ O ($H4_{19}$): AB4C2D_mp32_14_e_4e_2e_e-001	SAP5
● α -SrRh ₂ As ₂ : A2B2C_mp20_14_2e_2e_e-001	1XXN	○ Pararealgar (AsS): AB_mp32_14_4e_4e-001	WH80
● α -Bi ₂ O ₃ : A2B3_mp20_14_2e_3e-003	7G59	○ Realgar (AsS, B_1): AB_mp32_14_4e_4e-002	R9YN
● Y ₂ OS ₂ : AB2C2_mp20_14_e_2e_2e-001	A73U	● Monoclinic (II) Li ₂ FeSiO ₄ : AB2C4D_mp32_14_e_2e_4e_e-001	U7VZ
○ Sb ₄ O ₅ Cl ₂ : A2B5C4_mp22_14_e_a2e_2e-001	YL8Z	● Lorándite (TlAsS ₂): AB2C_mp32_14_2e_4e_2e-001	QZUF
○ K ₂ Ni(CN) ₄ : A4B2C4D_mp22_14_2e_e_2e_a-001	RARL	● Monoclinic ClF ₃ : AB3_mp32_14_2e_6e-001	4D8B
○ Co ₂ Al ₉ ($D8_d$): A9B2_mp22_14_a4e_e-001	T95J	● NaGe: AB_mp32_14_4e_4e-003	05NC
● Er ₂ Si ₂ O ₇ : A2B7C2_mp22_14_e_a3e_e-001	WKQU	● NS: AB_mp32_14_4e_4e-004	YXLR
● Juangodoyite [Na ₂ Cu(CO ₃) ₂]: A2BC2D6_mp22_14_e_a_e_3e-001	DUCH	● α -monoclinic Selenium: A_mp32_14_8e-002	VEFR
○ γ -Y ₂ Si ₂ O ₇ : A4BC_mp24_14_4e_e_e-001	3TA1	● N-Hydroxyurea (CH ₄ N ₂ O ₂): AB4C2D2_mp36_14_e_4e_2e_2e-001	XWQW
○ Anhydrous KAuBr ₄ : AB4C_mp24_14_ab_4e_e-001	2L05	○ K ₂ NbF ₇ ($K6_2$): A7B2C_mp40_14_7e_2e_e-001	TF3J
○ Ammonium Persulfate [(NH ₄)SO ₄ , $K4_1$]: AB4C_mp24_14_e_4e_e-001	1E0C	● α -Ca ₂ P ₂ O ₇ : A2B7C2_mp44_14_2e_7e_2e-001	9VRC
○ Monasite (LaPO ₄): AB4C_mp24_14_e_4e_e-002	G325	● α -Na ₂ CuP ₂ O ₇ : AB2C7D2_mp48_14_e_2e_7e_2e-001	8Z5C
○ AgMnO ₄ ($H0_9$): ABC4_mp24_14_e_e_4e-001	8H0D	● Clinometaborite (β -HBO ₂ , monoclinic): ABC2_mp48_14_3e_3e_6e-001	XNVP
○ Nahcolite (NaHCO ₃ , $G0_{12}$): ABCD3_mp24_14_e_e_e_3e-001	KV55	● Ce ₇ Pd ₄ Ge ₂ : A7B2C4_mp52_14_7e_2e_4e-001	N56L
○ ϵ -1,2,3,4,5,6-Hexachlorocyclohexane (C ₆ Cl ₆): AB_mp24_14_3e_3e-001	7TV0	○ K ₂ Pt(SCN) ₆ ·2H ₂ O: A6B4C2D6E2FG6_mp54_14_3e_2e_e_3e_e_a_3e-001	OUZV

○ Cs ₁₁ O ₃ :		● β'-LiFeO ₂ :	
A11B3_mP56_14_11e_3e-001	2343	ABC2_mC32_15_2e_2e_2f-002	VG40
○ Parawollastonite (CaSiO ₃ , S ₃₃ (II)):		● NSe:	
AB3C_mP60_14_3e_9e_3e-001	XADC	AB_mC32_15_2ef_2f-001	RDBP
○ α-Se (A _k):		● NaSi:	
A_mP64_14_16e-001	TBFR	AB_mC32_15_2f_2f-001	58NH
● β-monoclinic Sulfur:		○ Rb ₂ C ₂ O ₄ ·H ₂ O:	
A_mP64_14_16e-002	AYZW	A2BC4D2_mC36_15_f_e_2f_f-001	RBDM
● Monoclinic Fe ₂ (SO ₄) ₃ :		● Foordite (SnNb ₂ O ₆):	
A2B12C3_mP68_14_2e_12e_3e-001	LK3Z	A2B6C_mC36_15_f_3f_e-001	6QBH
○ Tutton salt [Cu(NH ₄) ₂ (SO ₄) ₂ ·H ₂ O, H ₄₄):		○ Esseneite (CaFeSi ₂ O ₆):	
AB20C2D14E2_mP78_14_a_10e_e_7e_e-001	KT73	ABC6D2_mC40_15_e_e_3f_f-001	5WH8
○ Manganese-leonite 110K [K ₂ Mn(SO ₄) ₂ ·4H ₂ O]:		○ Diopside [CaMg(SiO ₃) ₂ , S ₄₁):	
AB2CD12E2_mP100_14_8e_2e_ab_12e_2e-001	V1SG	ABC6D2_mC40_15_e_e_3f_f-002	J45L
○ α-Toluene (C ₇ H ₈):		● Lu ₂ Co ₃ Si ₅ :	
A7B8_mP120_14_14e_16e-001	NQ3P	A3B2C5_mC40_15_ef_f_3ef-001	1Q2N
● High temperature Bi ₂ MoO ₆ :		● VS ₄ :	
A2BC6_mP144_14_8e_4e_24e-001	UYPX	A4B_mC40_15_4f_f-001	6M9R
● Ag(tcm)(phz) _{1/2} (AgC ₁₀ N ₄ H ₄):		● CoGeO ₃ :	
AB10C4D4_mP152_14_2e_20e_8e_8e-001	JN9W	ABC3_mC40_15_2e_f_3f-001	6YLQ
● Monoclinic 2-4-6 Trinitrotoluene (C ₇ H ₅ N ₃ O ₆):		○ α-Zn ₂ V ₂ O ₇ :	
A7B5C3D6_mP168_14_14e_10e_6e_12e-001	MUZR	A7B2C2_mC44_15_e3f_f_f-001	JMLC
● [Zn ₂ (Benzoato) ₄ (Caffeine) ₂]·2 Caffeine (C ₃₀ H ₃₀ N ₈ O ₈ Zn):		● η'-Cu ₆ Sn ₅ :	
A30B30C8D8E_mP308_14_30e_30e_8e_8e_e-001	6QN7	A6B5_mC44_15_ae2f_e2f-001	LPH7
C2/c (15):		○ Coesite (SiO ₂):	
○ β-Ga (<i>Obsolete</i>):		A2B_mC48_15_ae3f_2f-001	QHEE
A_mC4_15_e-001	BRYB	○ Na ₂ PrO ₃ :	
○ Tenorite (CuO, B ₂₆):		A2B3C_mC48_15_aef_3f_2e-001	NFQU
AB_mC8_15_a_e-001	HRJX	○ Gypsum (CaSO ₄ ·2H ₂ O, H ₄₆):	
● CrS:		AB4C6D_mC48_15_e_2f_3f_e-001	8924
AB_mC8_15_a_e-003	H6Z8	● α-SnF ₂ :	
○ ThC ₂ (C _g):		A2B_mC48_15_4f_2f-001	YKEJ
A2B_mC12_15_f_e-001	SKBR	● β-Na ₂ CuP ₂ O ₇ :	
● PdP ₂ :		AB2C7D2_mC48_15_a_f_e3f_f-001	9DDX
A2B_mC12_15_f_a-001	SPK1	● Wodginitite (LiFe(WO ₄) ₂):	
○ H ₃ Cl (50 GPa):		ABC8D2_mC48_15_e_e_4f_f-001	013B
AB3_mC16_15_e_af-001	T96Y	○ BaNi(CN) ₄ ·4H ₂ O (H ₄₂₂):	
○ KFeS ₂ (F _{5a}):		AB4C4D4E_mC56_15_e_2f_2f_2f_a-001	QDTB
ABC2_mC16_15_e_e_f-004	G8C6	● Xanthoconite (Ag ₃ AsS ₃):	
○ Ag ₂ PbO ₂ :		A3BC3_mC56_15_3f_f_3f-001	HRK9
A2B2C_mC20_15_ac_f_e-001	8GWY	● Ta ₆ S:	
● CrP ₄ :		AB6_mC56_15_f_6f-001	HXME
AB4_mC20_15_e_2f-001	2S3X	● Monoclinic (I) Ba ₃ CoIr ₂ O ₉ :	
○ H-III (300 GPa):		A3BC2D9_mC60_15_ef_a_f_e4f-001	G3XE
A_mC24_15_2e2f-001	MULK	● Monoclinic Pyrrhotite (Fe ₇ S ₈):	
○ Clinocervantite (β-Sb ₂ O ₄):		A7B8_mC60_15_e3f_4f-001	L5GZ
A2B_mC24_15_2f_ae-001	YM7H	○ Y ₂ SiO ₅ (RE ₂ SiO ₅ X ₂):	
● Zabuyelite (Li ₂ CO ₃):		A5BC2_mC64_15_5f_f_2f-001	G8V5
AB2C3_mC24_15_e_f_ef-001	JF5W	○ Pyrophyllite [AlSi ₂ O ₅ (OH), S ₅₆):	
○ B ₂ Pd ₅ :		AB5CD2_mC72_15_f_5f_f_2f-001	J4ZX
A2B5_mC28_15_f_e2f-001	CZ5K	● Rhodan Hydrate (H ₂ C ₂ N ₂ S ₂ O):	
○ ζ-Nb ₂ O ₅ (B-Nb ₂ O ₅):		A2B2C2DE2_mC72_15_2f_2f_2f_f_2f-001	UX1J
A2B5_mC28_15_f_e2f-003	S3CP	○ Muscovite (KH ₂ Al ₃ Si ₃ O ₁₂ , S ₅₁):	
● Monoclinic Ni ₄ B ₃ :		A2BC10D2E4_mC76_15_f_e_5f_f_2f-001	8J4A
A3B4_mC28_15_ef_2f-001	XJ9R	○ Alluaudite [NaMnFe ₂ (PO ₄) ₃):	
○ Ta ₂ NiSe ₅ :		A2BCD12E3_mC76_15_f_e_a_6f_ef-001	8ZWK
AB5C2_mC32_15_e_e2f_f-001	YFLU	● In ₂ Te ₅ (II):	
○ Titanite (CaTiSiO ₅ , S ₀₆):		A2B5_mC84_15_3f_e7f-001	A3RY
AB5CD_mC32_15_e_e2f_e_a-001	EDTK	● Smithite (AgAsS ₂):	
● Oxyvanite (V ₃ O ₅):		ABC2_mC96_15_2e2f_3f_6f-001	69FP
A5B3_mC32_15_e2f_af-003	C32G	○ Clinocllore [Mg ₃ (Mg ₂ Al)(Si ₃ Al)O ₁₀ (OH) ₈ , S ₅₅):	
● Miargyrite (AgSbS ₂):		A3B5C4D2_mC112_15_a3ef_5f_4f_2f-001	RDRH
AB2C_mC32_15_ae_2f_f-001	YUVG	○ Eudidymite (BeHNaO ₈ Si ₃):	
		A2B4C2D17E6_mC124_15_f_2f_f_e8f_3f-001	AU9C

• MoP ₃ SiO ₁₁ (Monoclinic Model): AB11C3D_mC128_15_f_ae10f_3f_f-001	2HE4	○ Ta ₂ H: AB2_oC6_21_a_k-001	6XPV
○ Catapleiite (Na ₂ ZrSi ₃ O ₉ ·2H ₂ O): A2B3C9D3E_mC144_15_2f_abcef_9f_3f_de-001	L4VZ	○ HoSb ₂ : AB2_oC6_21_a_k-002	DD5U
• Low Temperature Cu ₂ Se: A2B_mC144_15_12f_6f-001	F9TK	• Godlevskite (Ni ₉ S ₈): A9B8_oC68_21_acehik2l_4l-001	L6M4
• Rb ₂ Cu ₂ (MoO ₄) ₃ : A2B3C12D2_mC152_15_2f_3f_12f_aef-001	A42Z	F222 (22):	
○ (CdSO ₄) ₃ ·8H ₂ O (<i>H</i> ₄₂₀): A3B16C20D3_mC168_15_ef_8f_10f_ef-001	VXAE	○ Low temperature FeS: AB_of8_22_a_c-001	H691
○ Manganese-leonite 185K [K ₂ Mn(SO ₄) ₂ ·4H ₂ O]: A8B2CD12E2_mC200_15_8f_2f_ae_2e11f_2f-001	5SVW	○ CeRu ₂ B ₂ : A2BC2_of40_22_ej_ac_fi-001	PNOD
P222 (16):		○ Predicted Phase IV Cd ₂ Re ₂ O ₇ : A2B7C2_of88_22_k_acefghij_k-001	71CA
○ AlPS ₄ : ABC4_oP12_16_ae_bd_2u-001	8PL6	I222 (23):	
P222₁ (17):		○ BPS ₄ : ABC4_oI12_23_a_b_k-001	ZCCT
○ α-Naumannite (Ag ₂ Se): A2B_oP12_17_abe_e-001	G353	○ NaFeS ₂ : ABC2_oI16_23_ac_e_k-001	J362
○ NaNbO ₃ : ABC3_oP40_17_abcd_2e_abcd4e-001	D6BJ	○ H ₃ S (5 GPa): A3B_oI32_23_ef2k_k-001	4LGD
P2₁2₁2 (18):		○ Stannoidite (Cu ₈ (Fe,Zn) ₃ Sn ₂ S ₁₂): A8B2C12D2E_oI50_23_acgk_e_3k_f_b-001	7NS2
○ γ-TeO ₂ (<i>Erroneous</i>): A2B_oP12_18_2c_c-001	4QQ6	I2₁2₁2₁ (24):	
○ BaS ₃ (original <i>D</i> ₀₁₇): AB3_oP16_18_ab_3c-001	69TS	○ Weberite (Na ₂ MgAlF ₇): AB7CD2_oI44_24_a_c3d_b_ab-001	Q6TN
○ Diamminetriamidodizinc Chloride ([Zn ₂ (NH ₃) ₂ (NH ₂) ₃]Cl): AB12C5D2_oP40_18_a_6c_b2c_c-001	5HSN	Pmm2 (25):	
P2₁2₁2₁ (19):		○ High-pressure CdTe: AB_oP2_25_a_b-001	CPSQ
○ Naumannite (Ag ₂ Se II): A2B_oP12_19_2a_a-001	LU1L	Pmc2₁ (26):	
• β-SnF ₂ : A2B_oP12_19_2a_a-002	RZ21	○ H ₂ S 70 GPa: A2B_oP12_26_abc_ab-001	PC8F
○ H ₃ Cl (100 GPa): AB3_oP16_19_a_3a-001	WTE4	○ β-SeO ₂ : A2B_oP12_26_abc_ab-002	2MYV
○ NaP: AB_oP16_19_2a_2a-001	MEBJ	• Metastable Au ₅ Zn ₃ : A5B3_oP16_26_a2c_a2b-001	PD7K
○ Wülfingite (ε-Zn(OH) ₂ , C31): A2B2C_oP20_19_2a_2a_a-001	HY2J	○ TIP ₅ : A5B_oP24_26_3a3b2c_ab-001	AHE7
○ NaAlCl ₄ : AB4C_oP24_19_a_4a_a-001	43KD	• γ-SeO ₂ : A2B_oP24_26_2a2b2c_2a2b-001	PVJF
• Nd ₂ Si ₂ O ₇ : A2B7C2_oP44_19_2a_7a_2a-001	TYGX	• Low Temperature SmBaMn ₂ O ₆ : AB2C6D_oP40_26_2a_2c_2a2b4c_2b-001	LDXU
○ Ferroelectric (NH ₄) ₂ PO ₄ : A6BC4D_oP48_19_6a_a_4a_a-001	P6ME	Pcc2 (27):	
○ β-Arabinose (CO ₂ H) ₂₀ : AB2C_oP80_19_5a_10a_5a-001	K9SN	○ Ca ₄ Al ₆ O ₁₆ S: A6B4C16D_oP108_27_abcd4e_4e_16e_e-001	TBFX
• Ca-Malate-dihydrate (CaC ₄ H ₄ O ₅ ·2H ₂ O): A4BC8D7_oP80_19_4a_a_8a_7a-001	RRH1	Pma2 (28):	
○ Morenosite (NiSO ₄ ·7H ₂ O, <i>H</i> ₄₁₂): A14BC11D_oP108_19_14a_a_11a_a-001	S9KY	○ Krennerite (AuTe ₂): AB2_oP24_28_acd_2c3d-001	A9SX
C222₁ (20):		Pca2₁ (29):	
○ <i>D</i> ₀₇ (CrO ₃) (<i>Obsolete</i>): AB3_oC16_20_a_bc-001	KCMH	○ ZrO ₂ : A2B_oP12_29_2a_a-001	UZKW
○ Orthorhombic (High) Tridymite (SiO ₂): A2B_oC24_20_abc_c-001	NDBQ	○ Low Temperature Pyrite (FeS ₂): AB2_oP12_29_a_2a-001	09UM
○ AlPO ₄ “low cristobalite type”: AB4C_oC24_20_a_2c_b-001	HRBV	○ Cobaltite (CoAsS): ABC_oP12_29_a_a_a-001	8UWB
○ K ₃ (Tl ₂ AlF ₅): AB5C2_oC32_20_a_2abc_c-001	XBH3	○ Mercury (II) Azide [Hg(N ₃) ₂]: AB6_oP28_29_a_6a-001	KSW9
• Na ₂ Tl: A2B_oC48_20_ab3c_2c-001	PRYE	• Koechlinite (Room temperature Bi ₂ MoO ₆): A2BC6_oP36_29_2a_a_6a-001	UQQ3
C222 (21):		• Low Temperature Bornite (Cu ₅ FeS ₄): A5BC4_oP160_29_20a_4a_16a-001	H7LS
		• Orthorhombic 2-4-6 Trinitrotoluene (C ₇ H ₅ N ₃ O ₆): A7B5C3D6_oP168_29_14a_10a_6a_12a-001	EY4Y
		○ Low Temperature (NH ₃ CH ₃)Al(SO ₄) ₂ · 12H ₂ O:	

ABC30DE20F2_oP220_29_a_a_30a_a_20a_2a-001	2B7C	A2BC2_oP10_34_c_a_c-001	5413
Pnc2 (30):		○ TiAl ₂ Br ₈ :	
○ Pnc2 CuBrSe ₃ :		A2B8C_oP22_34_c_4c_a-001	7UTD
ABC3_oP20_30_2a_c_3c-001	2SVA	● K ₂ AgSbS ₄ :	
○ Bi ₅ Nb ₃ O ₁₅ :		AB2C4D_oP32_34_ab_abc_4c_c-001	Z6KJ
A5B3C15_oP46_30_a2c_bc_a7c-001	ABT7	Cmm2 (35):	
Pmn2₁ (31):		○ V ₂ MoO ₈ :	
● Guyanaite (β -CrOOH):		AB8C2_oC22_35_a_ab3d_d-002	8B57
ABC2_oP8_31_a_a_2a-001	TZ68	Cmc2₁ (36):	
● WTe ₂ :		○ Low Temperature HCl:	
A2B_oP12_31_4a_2a-001	ZLWB	AB_oC8_36_a_a-001	SAL5
○ Shcherbinaite ($D8_7$, V ₂ O ₅) (<i>Obsolete</i>):		○ HgBr ₂ ($C24$):	
A5B2_oP14_31_a2b_b-001	T4NG	A2B_oC12_36_2a_a-001	FWL2
○ Enargite (AsCu ₃ S ₄ , $H2_5$):		○ MoP ₂ :	
AB3C4_oP16_31_a_ab_2ab-001	LOGQ	AB2_oC12_36_a_2a-002	JTSA
● β -Li ₃ PO ₄ :		○ Si ₂ N ₂ O:	
A3B4C_oP16_31_ab_2ab_a-002	OL2F	A2BC2_oC20_36_b_a_b-001	8BR1
○ B ₄ SrO ₇ :		● K ₂ S ₃ :	
A4B7C_oP24_31_2b_a3b_a-001	DLXO	A2B3_oC20_36_2a_ab-001	36FH
● Clinobarylite (BaBe ₂ Si ₂ O ₇):		● Orthorhombic B ₂ O ₃ :	
AB2C7D2_oP24_31_a_b_a3b_b-001	WL10	A2B3_oC20_36_b_ab-001	KLS9
● Seligmannite (PbCuAsS ₃):		● BaZnF ₄ :	
ABCD3_oP24_31_2a_b_2a_2a2b-001	2RFK	AB4C_oC24_36_a_4a_a-002	F77P
○ Mg(ClO ₄) ₂ ·6H ₂ O ($H4_{11}$):		○ Bi ₂ GeO ₅ :	
A2B6CD8_oP34_31_2a_2a2b_a_4a2b-001	ZNOT	A2BC5_oC32_36_b_a_a2b-001	ZATP
○ Orthorhombic Co ₄ Al ₁₃ (Approximate Quasicrystal):		● β -BiPd:	
A13B4_oP102_31_17a11b_8a2b-001	DHFF	AB_oC32_36_2ab_2ab-001	6W3L
Pba2 (32):		● α -NiI ₄ :	
○ Re ₂ O ₅ (SO ₄) ₂ :		A4B_oC40_36_4a2b_b-001	MTWW
A13B2C2_oP34_32_a6c_c_c-001	16XX	● Ca ₃ Ti ₂ O ₇ :	
○ Mo ₁₇ O ₄₇ :		A3B7C2_oC48_36_ab_a3b_b-001	FD1H
A17B47_oP128_32_a8c_a23c-001	484W	○ Bertrandite (Be ₄ Si ₂ O ₇ (OH) ₂ , $S4_6$):	
Pna2₁ (33):		A4B7C2D2_oC60_36_2b_a3b_2a_b-001	NZ59
○ Modderite (CoAs):		○ Ni ₃ Si ₂ :	
AB_oP8_33_a_a-001	8Z7Q	A3B2_oC80_36_4a4b_2a3b-001	5H38
○ LiGaO ₂ :		○ α -Potassium Nitrate (KNO ₃) II:	
ABC2_oP16_33_a_a_2a-003	9S7L	ABC3_oC80_36_2ab_2ab_2a5b-001	3YA6
○ γ -LiIO ₃ :		● Low Temperature BaBi ₄ Ti ₄ O ₁₅ :	
ABC3_oP20_33_a_a_3a-001	P3HQ	AB4C15D4_oC96_36_a_2b_a7b_2b-001	8N75
○ Cervantite (α -Sb ₂ O ₄):		Ccc2 (37):	
A2B_oP24_33_4a_2a-001	49UC	○ Li ₂ Si ₂ O ₅ :	
● β -CuAlCl ₄ :		A2B5C2_oC36_37_d_c2d_d-001	JE1T
AB4C_oP24_33_a_4a_a-001	KHU7	● Bi ₂ Sr ₂ Ca ₂ Cu ₃ O _{10+x} (Bi-2223):	
● δ_1 -LiZnPO ₄ :		A2B2C3D10E2_oC76_37_d_d_cd_5d_d-001	ZBUL
AB4CD_oP28_33_a_4a_a_a-001	FVBE	Amm2 (38):	
○ AsK ₃ S ₄ :		○ C ₂ CeNi:	
AB3C4_oP32_33_a_3a_4a-001	H422	A2BC_oC8_38_d_b_a-001	37DH
○ κ alumina (Al ₂ O ₃):		● Orthorhombic BaTiO ₃ :	
A2B3_oP40_33_4a_6a-001	SGA3	AB3C_oC10_38_a_ae_b-002	8STH
● LiZnPO ₄ ·H ₂ O:		○ Au ₂ V:	
A2BC5DE_oP40_33_2a_a_5a_a_a-001	SJPR	A2B_oC12_38_de_ab-001	PCHF
○ Possible δ -Gd ₂ Si ₂ O ₇ :		● GdSn ₃ :	
A2B7C2_oP44_33_2a_7a_2a-001	9ZSV	AB3_oC16_38_ab_3a3b-001	L5S8
○ CsB ₄ O ₆ F:		○ Ta ₃ Ti ₅ (BCC SQS-16):	
A4BCD6_oP48_33_4a_a_a_6a-001	ZOHT	A3B5_oC32_38_abcd_abcef-001	ONF7
○ CaB ₂ O ₄ (III):		○ Ta ₃ Ti ₁₃ (BCC SQS-16):	
A2BC4_oP84_33_6a_3a_12a-001	S26L	A3B13_oC32_38_ac_a2bcdef-001	A2U8
● α'_L -Ca ₂ SiO ₄ :		○ NaNb ₆ O ₁₅ F:	
A2B4C_oP84_33_6a_12a_3a-001	2RUZ	ABC6D15_oC46_38_b_b_2a2d_2ab4d2e-001	MYRE
Pnn2 (34):		Aem2 (39):	
○ FeSb ₂ :		○ Ta ₃ S ₂ :	
AB2_oP6_34_a_c-001	5KTQ	A2B3_oC40_39_2d_2c2d-001	4YGO
○ MnF _{1-x} (OH) _x :		○ VPCl ₉ :	

A9BC_oC44_39_3c3d_a_c-001	5ZH7	AB4C3_oI32_46_b_2bc_bc-002	AS99
Ama2 (40):		○ TiFeSi:	
○ K ₂ CdPb:		ABC_oI36_46_ac_bc_3b-001	7FJR
AB2C_oC16_40_a_2b_b-001	K8N1	○ Nb ₂ Zr ₆ O ₁₇ :	
○ CeTe ₃ :		A2B17C6_oI100_46_ab_b8c_3c-001	DKTF
AB3_oC16_40_b_3b-001	WA7J	Pmmm (47):	
○ Orthorhombic CrO ₃ :		• AuMn:	
AB3_oC16_40_b_a2b-002	8E60	AB_op2_47_a_h-001	JM3Q
○ Rb ₂ Mo ₂ O ₇ :		○ 1212C [YBa ₂ Cu ₃ O _{7-x}] High- <i>T_c</i> :	
A2B7C2_oC88_40_abc_2b6c_a3b-001	CBWE	A2B3C7D_op13_47_k_cj_aijl_f-001	MZYC
Aea2 (41):		Pnmm (48):	
○ PtSn ₄ (<i>D1_c</i>):		○ α-RbPr[MoO ₄] ₂ :	
AB4_oC20_41_a_2b-001	MALE	A2B8CD_op24_48_h_2m_a_b-001	7YK7
○ PdSn ₂ (<i>C_e</i>):		Pccm (49):	
AB2_oC24_41_2a_2b-001	BVS7	○ β-Ta ₂ O ₅ :	
• Orthorhombic Bi ₄ Ti ₃ O ₁₂ <i>m</i> = 3 Aurivillius (<i>Obsolete</i>):		A5B2_op14_49_vehq_ab-001	XVUH
A4B12C3_oC76_41_2b_6b_ab-001	5TXE	• δ-V ₄ D ₃ :	
○ Santite (KB ₅ O ₈ ·4H ₂ O, <i>K3₅</i>):		A3B4_op14_49_ej_2q-001	6B3F
A5B8CD12_oC104_41_a2b_4b_a_6b-001	C7EQ	○ CsPr(MoO ₄) ₂ :	
Fmm2 (42):		AB2C8D_op24_49_e_q_2qr_f-001	M8U7
○ BN (High-pressure, high-temperature):		Pban (50):	
AB_of8_42_a_a-001	OQ2T	○ Orthorhombic La ₂ NiO ₄ :	
○ W ₃ O ₁₀ (WO ₃ · $\frac{1}{3}$ H ₂ O):		A2BC4_op28_50_gh_ac_ghm-001	69JP
A10B3_of52_42_2abce_ab-001	TH7F	○ α-Tl ₂ TeO ₃ :	
• Bi ₇ (Fe,Ti) ₆ O ₂₁ <i>m</i> = 6 Aurivillius:		A3BC2_op48_50_3m_m_2m-001	06EV
A7B6C21_of136_42_a3c_3c_ab3c3e-001	MOMD	Pmma (51):	
Fdd2 (43):		○ β'-AuCd (<i>B19</i>):	
○ Cs ₂ Se:		AB_op4_51_e_f-001	WLS6
A2B_of24_43_b_a-001	DUC7	○ Parkerite (Ni ₃ Bi ₂ S ₄):	
○ Ag ₂ O ₃ :		AB2C_op8_51_e_be_f-001	LY1V
A2B3_of40_43_b_ab-001	X02L	• α-UB ₂ C:	
○ Zr ₂ Al ₃ :		A2BC_op8_51_i_a_f-001	DRSV
A3B2_of40_43_ab_b-001	7D48	• TaRh:	
○ Archerite (KH ₂ PO ₄):		AB_op12_51_ei_fj-001	1M54
A2BC4D_of64_43_b_a_2b_a-001	DS2R	• Kenhsuite (γ-Hg ₃ S ₂ Cl ₂):	
○ GeS ₂ (<i>C44</i>):		AB2C_op16_51_2e_bfi_j-001	LQ5X
AB2_of72_43_ab_3b-001	4KUZ	• α-BiPd ₃ :	
○ Blossite (α-Cu ₂ V ₂ O ₇):		AB3_op16_51_af_behk-001	9W5L
A2B7C2_of88_43_b_a3b_b-001	D9YZ	○ LiNb ₆ O ₁₅ F:	
○ Natrolite (Na ₂ Al ₂ Si ₃ O ₁₀ ·2H ₂ O, <i>S6₁₀</i>):		ABC6D15_op46_51_f_b_2e2i_cef4i2j-001	0JVV
A2B4C2D12E3_of184_43_b_2b_b_6b_ab-001	FT02	Pnna (52):	
• Al ₂₂ Mo ₅ :		○ Sr ₂ Bi ₃ :	
A22B5_of216_43_11b_a2b-001	15LF	A3B2_op20_52_de_cd-001	12L3
Imm2 (44):		○ High-Pressure GaCl ₂ :	
○ High-pressure GaAs:		A2B_op24_52_2e_cd-001	PL6D
AB_oI4_44_a_b-001	JZUV	○ Carnallite [Mg(H ₂ O) ₆ KCl ₃]:	
○ Ferroelectric NaNO ₂ (<i>F5₅</i>):		A3B12CDE6_op276_52_d4e_18e_ce_de_2d8e-001	40W9
ABC2_oI8_44_a_a_c-001	JZVB	Pmna (53):	
○ AgNO ₂ (<i>F5₁₂</i>):		○ TaNiTe ₂ :	
ABC2_oI8_44_a_a_c-002	VTNW	ABC2_op16_53_h_e_gh-001	AVNP
○ Hemimorphite (Zn ₄ Si ₂ O ₇ (OH) ₂ ·H ₂ O, <i>S2₂</i>):		○ NH ₄ HF ₂ (<i>F5₈</i>):	
A2B5CD2_oI40_44_2c_abcde_d_e-001	W7BE	A2BC_op16_53_eh_ab_g-001	DCYY
○ B30 (MgZn?) (<i>Problematic</i>):		○ Eriochalcite (CuCl ₂ ·2H ₂ O, <i>C45</i>):	
AB_oI48_44_6c_abc2de-001	WDVJ	A2BC4D2_op18_53_h_a_i_e-001	UFSK
Iba2 (45):		○ <i>Pmna</i> CuBrSe ₃ :	
○ MnGa ₂ Sb ₂ :		ABC3_op20_53_e_g_hi-001	SET9
A2BC2_oI20_45_c_a_c-001	LNLG	Pcca (54):	
• Ca ₁₁ InSb ₉ :		• AgClO ₂ :	
A11BC9_oI84_45_a5c_a_b4c-001	DZ16	ABC2_op16_54_c_c_f-001	RAQG
Ima2 (46):		○ BiGaO ₃ :	
• Room Temperature AgC ₄ N ₃ :		ABC3_op20_54_e_d_cf-001	WU9
AB4C3_oI32_46_b_2bc_bc-001	77VH	Pbam (55):	
• Low Temperature AgC ₄ N ₃ :		○ Rh ₅ Ge ₃ :	

A3B5_oP16_55_ah_cgh-001	WXAV	AB_oP8_58_g_g-001	A7M6
○ R-carbon:		○ Kotoite ($Mg_3(BO_3)_2$):	
A_oP16_55_2g2h-001	QPSD	A2B3C6_oP22_58_g_af_gh-001	59YW
● ScB ₂ C ₂ :		● γ -Alane (AlH_3):	
A2B2C_oP20_55_2g_2g_h-001	93YX	AB3_oP24_58_ag_c2gh-001	WUSJ
○ GeAs ₂ :		● S ₁₂ Sulfur:	
A2B_oP24_55_2g2h_gh-001	X5Z2	A_oP24_58_eg2h-001	7TXG
● YCrB ₄ :		○ In ₄ Se ₃ :	
A4BC_oP24_55_4g_h_h-001	67TW	A4B3_oP28_58_4g_3g-001	B01P
○ Nb ₂ Pd ₃ Se ₈ :		○ Andalusite (Al_2SiO_5 , $S0_2$):	
A2B3C8_oP26_55_h_ag_2g2h-001	X0K9	A2B5C_oP32_58_eg_3gh_g-001	V93J
● Ca ₅ Ga ₂ As ₆ :		○ Adamite [$Zn_2(AsO_4)(OH)$, $H2_7$]:	
A6B5C2_oP26_55_g2h_a2g_h-001	JZ3U	ABC5D2_oP36_58_g_g_3gh_eg-001	YE34
● Ambient pressure Bi ₂ Fe ₄ O ₉ :		● Ta ₂ P:	
A2B4C9_oP30_55_h_fg_aghi-001	7EHM	AB2_oP36_58_3g_6g-001	9JBK
○ K ₂ HgCl ₄ ·H ₂ O ($E3_4$):		○ Protoanthophyllite ($H_2Mg_7Si_8O_{24}$):	
A4BCD2_oP32_55_ghi_e_f_gh-001	07TT	A2B7C24D8_oP82_58_g_ae2f_2g5h_2h-001	APMF
○ HoMn ₂ O ₅ :		<hr/>	
AB2C5_oP32_55_g_eh_fghi-001	KF2N	Pmmm (59):	
● Ta ₄ SiTe ₄ :		○ Vulcanite (CuTe):	
AB4C4_oP36_55_e_2g2h_2g2h-001	UXGR	AB_oP4_59_a_b-001	9JE2
● Ludwigite (Mg_2FeBO_5):		○ CNCl:	
ABC2D5_oP36_55_g_g_adh_3g2h-001	A5YT	ABC_oP6_59_a_a_a-001	Z1TY
○ Ru ₁₁ B ₈ :		○ FeOCl ($E0_5$):	
A8B11_oP38_55_3gh_b2g3h-001	6FNW	ABC_oP6_59_a_b_a-001	DN69
● Nb ₈ P ₅ :		○ RuB ₂ :	
A17B10_oP54_55_a3g5h_3g2h-001	BWRM	A2B_oP6_59_e_a-001	BRW1
○ Orthorhombic Sr ₄ Ru ₃ O ₁₀ :		○ β -TiCu ₃ ($D0_a$):	
A10B3C4_oP68_55_2e2fgh2i_ade2f_2e2f-001	PEKW	A3B_oP8_59_ae_b-001	CJHD
<hr/>		● Orthorhombic LiFeO ₂ (o-LiFeO ₂):	
Pccn (56):		ABC2_oP8_59_a_a_2b-004	WEQC
○ Valentinite (Sb_2O_3 , $D5_{11}$):		○ Shcherbinaite (V_2O_5) (<i>Revised</i>):	
A3B2_oP20_56_ce_e-001	HKUU	A5B2_oP14_59_a2e_e-001	KZMB
○ Calciborite (CaB_2O_4 II):		○ NH ₄ NO ₃ IV ($G0_{11}$):	
A2BC4_oP56_56_2e_4e-001	ZD64	A4B2C3_oP18_59_ef_ab_ae-001	NABB
<hr/>		● β -NbPd ₃ :	
Pbcm (57):		AB3_oP24_59_ae_befg-001	5BSF
○ TlF-II:		● RbAlF ₄ III:	
AB_oP8_57_d_d-001	E914	AB4C_oP24_59_c_efg_ab-001	Q57Q
○ KNCS ($F5_9$):		<hr/>	
ABCD_oP16_57_d_c_d_d-001	K4A8	Pbcn (60):	
○ $D0_{10}$ (WO_3) (<i>Obsolete</i>):		○ ζ -Fe ₂ N:	
A3B_oP16_57_a2d_d-001	5B3E	A2B_oP12_60_d_c-001	5GP6
● DyAl:		○ α -PbO ₂ :	
AB_oP16_57_cd_2d-001	GHY9	A2B_oP12_60_d_c-003	9BKR
○ SrUO ₄ :		○ Rh ₂ O ₃ :	
A4BC_oP24_57_cde_d_a-001	JM5X	A2B3_oP20_60_d_cd-001	WEMD
● Ca ₄ Al ₃ Mg:		○ $E3_2$ (CaB_2O_4 I):	
A3B4C_oP32_57_c2d_4d_a-001	6529	A2BC4_oP28_60_d_c_2d-001	44A7
● Ta ₂ S:		○ β -WO ₃ :	
AB2_oP36_57_ce_2d2e-001	4L1U	A3B_oP32_60_3d_d-001	S00Q
○ Lueshite ($NaNbO_3$):		○ Columbite ($FeNb_2O_4$, $E5_1$):	
ABC3_oP40_57_cd_e_cd2e-001	1JM3	AB2C6_oP36_60_c_d_3d-001	ZB5U
● Hg ₇ Hg ₅ :		● Ru ₂ Ge ₃ Nowotny Chimney-Ladder:	
A7B5_oP48_57_c3e_5d-001	9PR5	A3B2_oP40_60_3d_2cd-001	EU3H
<hr/>		○ Cr ₅ O ₁₂ :	
Pnmm (58):		A5B12_oP68_60_c2d_6d-001	NFOB
○ Hydrophilite ($CaCl_2$, $C35$):		● Na ₂ FeSbO ₅ :	
AB2_oP6_58_a_g-001	YTPF	AB2C5D_oP72_60_d_2cd_5d_2c-001	2H6S
○ η -Fe ₂ C:		○ β -Toluene:	
AB2_oP6_58_a_g-002	FF5Q	A7B8_oP120_60_7d_8d-001	7NVJ
○ Marcasite (FeS_2 , $C18$):		<hr/>	
AB2_oP6_58_a_g-003	USY5	Pbca (61):	
○ α -PdCl ₂ ($C50$):		● β -HgO ₂ :	
A2B_oP6_58_g_a-001	HU31	AB2_oP12_61_a_c-001	JQ93
○ InS:		● AgF ₂ :	

AB2_oP12_61_a_c-002	F3J5	A2B_oP12_62_2c_c-003	GSD1
• PdSe ₂ :		○ SrH ₂ (<i>C</i> 29):	
AB2_oP12_61_a_c-003	WV1J	A2B_oP12_62_2c_c-004	4GNV
○ CdSb (<i>B_e</i>):		○ <i>C</i> 53 (SrBr ₂) (<i>Obsolete</i>):	
AB_oP16_61_c_c-001	RL87	A2B_oP12_62_2c_c-010	NJOX
• Cyanogen [(CN) ₂]:		○ MnCuP:	
AB_oP16_61_c_c-002	NEGW	ABC_oP12_62_c_c_c-003	BN2H
○ Brookite (TiO ₂ , <i>C</i> 21):		• Lautite (CuAsS):	
A2B_oP24_61_2c_c-001	ZJOC	ABC_oP12_62_c_c_c-017	DUB2
○ Tellurite (β -TeO ₂ , <i>C</i> 52):		○ Chalcostibite (CuSbS ₂ , <i>F</i> 5 ₆):	
A2B_oP24_61_2c_c-002	GK2A	AB2C_oP16_62_c_2c_c-001	H6D5
○ COCl:		○ Cementite (Fe ₃ C, <i>D</i> 0 ₁₁):	
ABC_oP24_61_c_c_c-001	EHTG	AB3_oP16_62_c_cd-001	KYLC
• Pararammelsbergite (α -NiAs ₂):		○ ϵ -Al ₃ Ni (<i>D</i> 0 ₂₀):	
A2B_oP24_61_2c_c-003	ZBGO	A3B_oP16_62_cd_c-001	TJ6A
• AuSn ₂ :		○ Molybdite (MoO ₃ , <i>D</i> 0 ₈):	
AB2_oP24_61_c_2c-001	FZA4	AB3_oP16_62_c_3c-001	2C2N
○ Ca ₂ RuO ₄ :		○ NH ₄ I ₃ (<i>D</i> 0 ₁₆):	
A2B4C_oP28_61_c_2c_a-001	NDWA	A3B_oP16_62_3c_c-002	DE18
• ReP ₄ :		○ Diaspore (AlOOH, <i>E</i> 0 ₂):	
A4B_oP40_61_4c_c-001	3PB1	ABC2_oP16_62_c_c_2c-002	XPSY
○ Benzene:		○ NH ₄ ClBrI (<i>F</i> 5 ₁₄):	
AB_oP48_61_3c_3c-001	PWJE	ABCD_oP16_62_c_c_c_c-001	NOR6
• Tl ₃ AsS ₃ :		• UMoC ₂ :	
AB3C3_oP56_61_c_3c_3c-001	233Q	A2BC_oP16_62_2c_c_c-003	69FA
○ Hambergite [Be ₂ BO ₃ (OH) (<i>G</i> 7 ₂):		• NiBi ₃ :	
AB2CD4_oP64_61_c_2c_c_4c-001	PKYK	A3B_oP16_62_3c_c-003	J16T
• Ca ₄ Ti ₃ O ₁₀ :		• Orthorhombic ClF ₃ :	
A4B10C3_oP68_61_2c_5c_ac-001	R6BH	AB3_oP16_62_c_cd-005	AZN3
• O-Carbamoylhydroxylamine (CH ₄ N ₂ O ₂):		• CaMnSb ₂ :	
AB4C2D2_oP72_61_c_4c_2c_2c-001	K3UE	ABC2_oP16_62_c_c_2c-003	JHY5
○ (TiCl ₄ ·POCl ₃) ₂ :		• ThNi:	
A7BCD_oP80_61_7c_c_c_c-001	Q18C	AB_oP16_62_2c_2c-002	QLCJ
○ Enstatite (MgSiO ₃ , <i>S</i> 4 ₃):		○ Stibnite (Sb ₂ S ₃ , <i>D</i> 5 ₈):	
AB3C_oP80_61_2c_6c_2c-001	N16Y	A3B2_oP20_62_3c_2c-001	1WMN
• CuMo ₃ I ₇ :		○ MgB ₄ :	
AB7C3_oP88_61_c_7c_3c-001	WLBf	A4B_oP20_62_2cd_c-001	8U8B
• SrZn(VO)(PO ₄) ₂ :		○ CaTiO ₃ Pnma Perovskite:	
A9B2CDE_oP112_61_9c_2c_c_c_c-001	VHVW	AB3C_oP20_62_c_cd_a-001	2KF1
• Room Temperature Bornite (Cu ₅ FeS ₄):		○ Tongbaite (Cr ₃ C ₂ , <i>D</i> 5 ₁₀):	
A5BC4_oP160_61_10c_2c_8c-001	L8SE	A2B3_oP20_62_2c_3c-001	KS86
Pnma (62):		○ (NH ₄)CdCl ₃ (<i>E</i> 2 ₄):	
○ GeS (<i>B</i> 16):		AB3C_oP20_62_c_3c_c-001	Z6H8
AB_oP8_62_c_c-001	YOCA	○ α -Potassium Nitrate (KNO ₃) I:	
○ MnP (<i>B</i> 31):		ABC3_oP20_62_c_c_cd-001	3DEN
AB_oP8_62_c_c-002	36ZK	○ NH ₄ NO ₃ III (<i>G</i> 0 ₁₀):	
○ FeB (<i>B</i> 27):		ABC3_oP20_62_c_c_cd-002	8RDG
AB_oP8_62_c_c-003	GH4J	○ Aragonite (<i>G</i> 0 ₂ , CaCO ₃):	
○ α -SnS (<i>B</i> 29):		ABC3_oP20_62_c_c_cd-003	7S19
AB_oP8_62_c_c-004	QZKW	• K ₂ Te ₃ :	
○ α -Np (<i>A_c</i>):		A2B3_oP20_62_d_3c-001	GCVK
A_oP8_62_2c-001	L3MB	• Pt ₂ Ge ₃ :	
○ Westerveldite (FeAs, <i>B</i> 14):		A3B2_oP20_62_3c_2c-002	GDA9
AB_oP8_62_c_c-005	POGV	• Ottemannite (Sn ₂ S ₃):	
○ η -NiSi (<i>B_d</i>):		A3B2_oP20_62_3c_2c-003	1ZQE
AB_oP8_62_c_c-010	4N6D	• Au ₄ Zr:	
• High-Pressure oP8 Sodium:		A4B_oP20_62_4c_c-001	KLZ3
A_oP8_62_2c-002	3BFR	• CuTaS ₃ :	
○ Co ₂ Si (<i>C</i> 37):		AB3C_oP20_62_c_3c_c-002	S2FJ
A2B_oP12_62_2c_c-001	6EYJ	• Monoclinic Vaterite (CaCO ₃):	
○ HgCl ₂ (<i>C</i> 25):		ABC3_oP20_62_c_a_cd-001	RGRE
A2B_oP12_62_2c_c-002	DNGY	○ Cubanite (CuFe ₂ S ₃ , <i>E</i> 9 _e):	
○ Cotunnite (PbCl ₂ , <i>C</i> 23):		AB2C3_oP24_62_c_d_cd-001	7QNH
		○ Barite (BaSO ₄ , <i>H</i> 0 ₂):	

AB4C_oP24_62_c_2cd_c-001	CXQX	A4B2C2DE_oP40_62_2cd_2c_d_c_c-001	AZ89
○ Cs ₂ Sb:		○ K ₂ S ₃ O ₆ (<i>K</i> ₅₁):	
A2B_oP24_62_4c_2c-001	9L36	A2B6C3_oP44_62_2c_2c2d_3c-001	PD3R
○ Chalcocyanite (CuSO ₄):		○ Possible δ-Y ₂ Si ₂ O ₇ :	
AB4C_oP24_62_a_2cd_c-001	QVKJ	A7B2C2_oP44_62_3c2d_2c_d-001	Y82X
● SrAu ₃ Al ₂ :		○ SbCl ₅ ·POCl ₃ :	
A2B3C_oP24_62_d_3c_c-001	DAGO	A8BCD_oP44_62_4c2d_c_c_c-001	XAT4
● K ₂ CuCl ₃ :		● α-HBO ₂ (orthorhombic):	
A3BC2_oP24_62_3c_c_2c-001	WK7H	ABC2_oP48_62_3c_3c_6c-001	XYXT
● IrSe ₂ :		○ Danburite (CaB ₂ Si ₂ O ₈ , <i>S</i> ₆₃):	
AB2_oP24_62_2c_4c-001	UHOZ	A2BC8D2_oP52_62_d_c_2c3d_d-001	APE4
● SrCuYSe ₃ (Eu ₂ CuS ₃):		● α' _H -Ca ₂ SiO ₄ :	
AB3CD_oP24_62_c_3c_c_c-001	SFSU	A4B8C_oP52_62_2d_4d_c-001	1R45
● SrZn ₅ :		○ Mo ₄ P ₃ :	
AB5_oP24_62_c_3cd-001	BRA8	A4B3_oP56_62_8c_6c-001	S9HM
○ Forsterite (Mg ₂ SiO ₄ , <i>S</i> ₁₂):		● High pressure Bi ₂ Fe ₄ O ₉ :	
A2B4C_oP28_62_ac_2cd_c-001	V88M	A2B4C9_oP60_62_d_2cd_3c3d-001	BYQL
○ Arcanite (K ₂ SO ₄ , <i>H</i> ₁₆):		● Approximate Cu ₃ (TeO ₄)(SO ₄)·H ₂ O:	
A2B4C_oP28_62_2c_2cd_c-001	HEYH	A3B2C9DE_oP64_62_cd_2c_5c2d_c_c-001	WLK8
○ VOSO ₄ :		● CdSnP ₁₄ (HgPbP ₁₄):	
A5BC_oP28_62_3cd_c_c-001	3N5K	AB14C_oP64_62_c_4c5d_c-001	LZG8
○ Berthierite (FeSb ₂ S ₄ , <i>E</i> ₃₃):		● Ag(tcm)(pyz) [AgC ₈ N ₅ H ₄]:	
AB4C2_oP28_62_c_4c_2c-001	CAYJ	AB8C4D5_oP72_62_c_4c2d_2d_3cd-001	L9Y6
○ Copper (II) Azide [Cu(N ₃) ₂]:		● Ba ₅ Allr ₂ O ₁₁ :	
AB6_oP28_62_c_6c-001	VP85	AB5C2D11_oP76_62_c_5c_2c_5c3d-001	CZW8
● Galenobismutite (PbBi ₂ S ₄):		● Room Temperature SmBaMn ₂ O ₆ :	
A2BC4_oP28_62_2c_c_4c-001	PUZH	AB2C6D_oP80_62_2c_2d_2c5d_d-001	8TUC
● Orthorhombic Ni ₄ B ₃ :		○ RhCl ₂ (NH ₃) ₅ Cl (<i>J</i> ₁₈):	
A3B4_oP28_62_3c_4c-001	49QQ	A3B15C5D_oP96_62_cd_3c6d_3cd_c-001	3AAAY
● Rh ₄ P ₃ :		○ K ₄ [Mo(CN) ₈]·2H ₂ O (<i>F</i> ₂₁):	
A3B4_oP28_62_3c_4c-002	71TB	A8B4C4DE8F2_oP108_62_4c2d_2d_2cd_c_4c2d_d-001	BH4W
● Monticellite (CaMgSiO ₄):		○ P ₄ Se ₃ :	
ABC4D_oP28_62_c_a_2cd_c-001	TYTV	A4B3_oP112_62_8c4d_4c4d-001	DMDS
● Warwickite (FeCoBO ₄):		○ Epididymite (BeHNaO ₈ Si ₃ , <i>S</i> ₄₇):	
ABCD4_oP28_62_c_c_c_4c-001	G1FS	ABCD8E3_oP112_62_d_2c_d_4c6d_3d-001	QQ21
○ Sillimanite (Al ₂ SiO ₅ , <i>S</i> ₀₃):		○ Anthophyllite (Mg ₅ Fe ₂ Si ₈ O ₂₂ (OH) ₂ , <i>S</i> ₄₄):	
A2B5C_oP32_62_ac_3cd_c-001	XCRT	A2B5C22D2E8_oP156_62_d_c2d_2c10d_2c_4d-001	P9BG
○ Original β-WO ₃ (<i>O</i> _{bsol} ete):		● Al ₃ Mn:	
A3B_oP32_62_ab4c_2c-001	KPH8	A9B4_oP156_62_5c11d_6c3d-001	WUDY
○ <i>E</i> ₃₅ (K ₂ SnCl ₄ ·H ₂ O):		○ Autunite Ca[(UO ₂)(PO ₄) ₂ (H ₂ O) ₁₁]:	
A4BC2D_oP32_62_2cd_a_2c_b-001	EVKH	AB22C23D2E2_oP200_62_c_11d_3c10d_d_d-001	PYMC
○ K ₂ SnCl ₄ ·H ₂ O:		Cmcm (63):	
A4BC2D_oP32_62_2cd_c_d_c-001	ZADN	○ α-U (<i>A</i> ₂₀):	
● Li ₂ CdSiO ₄ :		A_oC4_63_c-001	AFG5
AB2C4D_oP32_62_c_d_2cd_c-001	J1AT	○ CrB (<i>B</i> ₃₃):	
● Empressite (AgTe):		AB_oC8_63_c_c-001	QWV1
AB_oP32_62_2cd_2cd-001	JH5H	● β-SnS:	
○ Topaz (Al ₂ SiO ₄ F ₂ , <i>S</i> ₀₅):		AB_oC8_63_c_c-004	8MTK
A2B2C4D_oP36_62_d_d_2cd_c-001	7RBD	○ ZrSi ₂ (<i>C</i> ₄₉):	
○ Atacamite (Cu ₂ (OH) ₃ Cl):		A2B_oC12_63_2c_c-001	HPCM
AB2C3D3_oP36_62_c_ac_cd_cd-001	4QUY	● UBC:	
○ Rynersonite (Orthorhombic CaTa ₂ O ₆):		ABC_oC12_63_c_c_c-004	NQGP
AB6C2_oP36_62_c_2c2d_d-001	07R8	● MoAlB:	
● PbV ₂ O ₆ :		ABC_oC12_63_c_c_c-005	XSMO
A6BC2_oP36_62_6c_c_2c-001	XXTA	○ SrCuO ₂ :	
● BaCuSm ₂ O ₅ :		AB2C_oC16_63_c_2c_c-001	WL5U
ABC5D2_oP36_62_c_c_c_2d_2c-001	W9F8	○ MgCuAl ₂ (<i>E</i> _{1a}):	
○ C ₃ Cr ₇ (<i>D</i> ₁₀₁):		A2BC_oC16_63_f_c_c-002	ECJE
A3B7_oP40_62_cd_3c2d-001	9Z5M	○ Mn ₃ As (<i>D</i> _{0d}):	
○ Norbergite [Mg(F,OH) ₂ ·Mg ₂ SiO ₆ , <i>S</i> ₀₇]:		AB3_oC16_63_c_3c-001	DPFG
A2B3C4D_oP40_62_d_cd_2cd_c-001	J7L1	○ Re ₃ B:	
● Ta ₂ Ni ₃ Te ₅ :		AB3_oC16_63_c_cf-001	EW0Y
A3B2C5_oP40_62_3c_2c_5c-001	72A0		
● K ₂ SnCl ₄ ·H ₂ O:			

• NaHg:			
AB_oC16_63_g_2c-001	BVCU		
◦ Post-perovskite (MgSiO ₃):			
AB3C_oC20_63_c_cf_a-001	BCSA		
◦ Lepidocrocite [γ -FeO(OH), E0 ₄]:			
AB2C2_oC20_63_c_f_2c-001	WBGV		
◦ ThFe ₂ SiC:			
AB2CD_oC20_63_a_f_c_c-001	UF5S		
◦ V ₃ AsC:			
ABC3_oC20_63_c_a_cf-003	2T8B		
• SrPdGa ₃ :			
A3BC_oC20_63_ce_c_c-001	2P2W		
◦ Rasvumite (KFe ₂ S ₃):			
A2BC3_oC24_63_e_c_cg-001	88NB		
◦ Anhydrite (CaSO ₄ , H0 ₁):			
AB4C_oC24_63_c_fg_c-001	EHW6		
◦ MgSO ₄ :			
ABC4_oC24_63_c_a_fg-001	FNXT		
◦ ZrTe ₅ :			
A5B_oC24_63_c2f_c-001	EE51		
◦ Si ₂₄ Clathrate:			
A_oC24_63_3f-001	TPXT		
• URe ₂ :			
A2B_oC24_63_acg_f-001	RKF7		
• YNiAl ₄ :			
A4BC_oC24_63_acf_c_c-002	ULYP		
• η -Fe ₂ Al ₅ :			
A5B_oC24_63_afg_c-001	US2Q		
• BaZn ₅ :			
AB5_oC24_63_c_ceg-001	BGG4		
• KCuZrS ₃ :			
ABC3D_oC24_63_c_c_cf_a-001	3902		
◦ MnAl ₆ (D2 _h):			
A6B_oC28_63_efg_c-001	386R		
◦ Na ₂ CrO ₄ (H1 ₈):			
AB2C4_oC28_63_c_ac_fg-001	A786		
• NbNiTe ₅ :			
ABC5_oC28_63_c_a_c2f-001	BN2Z		
◦ Pseudobrookite (Fe ₂ TiO ₅ , E4 ₁):			
A2B5C_oC32_63_f_c2f_c-001	NJWX		
◦ Pd ₅ Pu ₃ :			
A5B3_oC32_63_cfg_ce-001	9AGN		
◦ Ta ₂ NiS ₅ :			
AB5C2_oC32_63_c_c2f_f-004	FETU		
• Refined Tl ₂ AlF ₅ :			
AB5C2_oC32_63_a_cef_g-001	KA1Q		
• Ag ₇ Ca ₂ :			
A7B2_oC36_63_cgh_f-001	PMU3		
• CaFe ₃ O ₅ :			
AB3C5_oC36_63_c_af_c2f-001	8XTL		
• Pinalite (Pb ₃ WO ₅ Cl ₂):			
A2B5C3D_oC44_63_ac_ch_cf_c-001	S4ZE		
• CaFe ₄ O ₆ :			
AB4C6_oC44_63_c_2f_ac2f-001	8HU9		
• β -AlF ₃ :			
AB3_oC48_63_ad_cfgh-001	W7TS		
◦ Cu ₂ Pb(SeO ₃) ₂ Br ₂ :			
A2B2C6DE2_oC52_63_g_e_fh_c_f-001	RZ26		
• CaFe ₅ O ₇ :			
AB5C7_oC52_63_c_a2f_c3f-001	KAT1		
• Nb ₄ As ₃ :			
A3B4_oC56_63_2c2f_ac3f-001	J9UY		
• Y ₂ Ga ₉ Co ₃ :			
A3B9C2_oC56_63_ae_cfgh_g-001	1YQJ		
• α -Ni ₇ S ₆ :			
A9B5_oC56_63_c4f_c2f-001	T4VC		
◦ S0 ₄ (Staurolite, Fe(OH) ₂ Al ₄ SiO ₁₀) (<i>Obsolete</i>):			
A4BC12D2_oC76_63_eg_c_f3gh_g-001	CXFF		
• β -Bi ₄ V ₂ O ₁₁ :			
A4B12C3_oC76_63_eg_fg2h_cf-001	AB76		
• Orthorhombic Nb ₁₂ O ₂₉ :			
A12B29_oC164_63_6f_3c13f-001	VOKX		
◦ La ₄₃ Ni ₁₇ Mg ₅ :			
A43B5C17_oC260_63_c8fg6h_cfg_ce3f2h-001	Z34R		
Cmce (64):			
◦ α -Ga (A11):			
A_oC8_64_f-001	JS9R		
◦ Black Phosphorus (A17):			
A_oC8_64_f-002	7VYH		
◦ Molecular Iodine (A14):			
A_oC8_64_f-003	234K		
• KO:			
AB_oC16_64_e_f-002	HZUD		
• La ₂ Ni ₃ :			
A2B3_oC20_64_f_ae-001	4LJZ		
◦ H ₂ S (170 GPa):			
A2B_oC24_64_2f_f-001	7FZR		
• SmSb ₂ :			
A2B_oC24_64_ef_f-001	370K		
• CoGe ₂ :			
AB2_oC24_64_d_ef-002	QB3A		
• Gd ₂ CuO ₄ :			
AB2C4_oC28_64_a_d_ef-001	UBCB		
• Base-Centered Orthorhombic La ₂ CuO ₄ :			
AB2C4_oC28_64_a_f_ef-003	Y6BX		
• R ₂ Au ₃ Zn:			
A3B_oC32_64_def_d-001	GVGD		
• PdSn ₃ :			
AB3_oC32_64_d_fg-001	J38S		
• Low Temperature FeSi ₂ :			
AB2_oC48_64_df_2g-001	MR28		
• Experimental Li ₃ AlP ₂ :			
AB3C2_oC48_64_d_dg_ef-001	94E5		
◦ Base-centered Orthorhombic Sr ₄ Ru ₃ O ₁₀ :			
A10B3C4_oC68_64_2dfg_ad_2d-001	XC67		
• Cs ₄ Mg ₃ F ₁₀ :			
A4B10C3_oC68_64_2f_e2fg_af-001	B9LX		
• Zr ₇ Ni ₁₀ :			
A10B7_oC68_64_f2g_ade-001	7BKZ		
◦ MgB ₂ C ₂ :			
A2B2C_oC80_64_efg_efg_df-001	BJ3W		
◦ Na ₂ Mo ₂ O ₇ :			
A2B2C7_oC88_64_ef_df_3f2g-001	OH5D		
• Zektzerite (NaLiZrSi ₆ O ₁₅):			
ABC15D6E_oC192_64_d_e_3f6g_3g_e-001	MZR4		
Cmmm (65):			
◦ CdPt ₃ ("New" L1 ₃):			
AB3_oC8_65_a_bf-001	JBK1		
◦ α -IrV:			
AB_oC8_65_g_j-001	S2CY		
• Mn ₂ AlB ₂ :			
AB2C2_oC10_65_a_g_h-001	XPEY		
◦ Li ₂ PrO ₃ :			
A2B3C_oC12_65_h_ah_b-001	2B54		
• Ga ₂ Zr:			
A2B_oC12_65_acg_h-001	V3JJ		
• Ag ₃ Te ₂ Tl:			

A3B2C_oC12_65_ah_g_c-001	35VG	A_oF8_70_a-001	7VYN
○ Ga ₃ Pt ₅ :		○ TiSi ₂ (<i>C54</i>) Nowotony Chimney-Ladder:	
A3B5_oC16_65_ah_bej-001	36DL	A2B_oF24_70_e_a-001	KN7L
○ Nb ₃ O ₇ F:		○ Mn ₂ B (<i>D1_f</i>):	
A3B8_oC22_65_bg_ac2gh-001	YUGM	AB2_oF48_70_e_ef-001	RZ74
● Cr ₄ AlB ₆ :		○ Mg ₂ Cu (<i>C_b</i>):	
AB6C4_oC22_65_a_3g_2h-001	6ZPS	AB2_oF48_70_e_ef-002	S336
● ThMoB ₄ :		○ Thenardite [Na ₂ SO ₄ (<i>V</i>), <i>H17</i>]:	
A4BC_oC24_65_gip_h_j-001	B95F	A2B4C_oF56_70_e_h_a-001	8CBQ
○ Mg(NH ₃) ₂ Cl ₂ (<i>E13</i>):		● RbVSe ₂ :	
A2B8CD2_oC26_65_h_r_a_i-001	5BTF	AB2C_oF64_70_e_h_ab-001	1RMB
● Tb ₃ Sn ₇ :		● Sc ₂ S ₃ :	
A11B3_oC28_65_c4gh_ah-001	2ATW	A3B2_oF80_70_fh_2e-001	HQ18
● “124 Superconductor” (YBa ₂ Cu ₄ O ₈):		● β-Na ₂ PtO ₃ :	
A2B4C8D_oC30_65_h_2g_3gh_c-001	2EBJ	A2B3C_oF96_70_2e_fh_e-001	7WUP
● Li ₇ Ge ₂ :		○ α-S (<i>A16</i>):	
A2B7_oC36_65_gj_achipq-001	3WXK	A_oF128_70_4h-001	MYP4
● High Temperature SmBaMn ₂ O ₆ :		<hr/>	
AB2C6D_oC40_65_g_n_ijklm_h-001	VMAN	Immm (71):	
● “247 Superconductor” (Y ₂ Ba ₄ Cu ₇ O ₁₅):		○ MoPt ₂ :	
A4B7C16D2_oC58_65_2h_b3g_ac5g2h_h-001	TTW9	AB2_oI6_71_a_e-001	EKX0
<hr/>		○ ReSi ₂ :	
Cccm (66):		AB2_oI6_71_a_e-002	9FBX
● NbD:		○ CsO:	
AB_oC8_66_a_e-001	087H	AB_oI8_71_e_g-001	2UZJ
○ SrAl ₂ Se ₄ :		○ NbPS:	
A2B4C_oC28_66_l_kl_a-001	QSR1	ABC_oI12_71_e_h_f-001	B529
○ H ₃ S (60 GPa):		● UTe ₂ :	
A3B_oC64_66_gi2lm_2l-001	DQEU	A2B_oI12_71_eh_f-001	7HXW
○ β-ThI ₃ :		○ Ta ₃ B ₄ (<i>D7_b</i>):	
A3B_oC64_66_kl2m_acl-001	7JBJ	A4B3_oI14_71_ef_af-001	3XYE
● γ-Li ₂ IrO ₃ :		○ CsFeS ₂ (100K):	
AB2C3_oC96_66_ik_cdj2k_gl2m-001	9VYY	ABC2_oI16_71_e_g_fi-001	R5TH
<hr/>		● Sc ₃ CoC ₄ :	
Cmme (67):		A4BC3_oI16_71_m_a_bf-001	KR8A
○ α-FeSe:		○ High-Temperature Cryolite (Na ₃ AlF ₆):	
AB_oC8_67_a_g-001	JFD1	AB6C3_oI20_71_a_el_bf-001	6BL9
○ α-PbO:		● La ₃ Al ₁₁ :	
AB_oC8_67_a_g-002	TSNN	A11B3_oI28_71_bf2m_ai-001	TNYL
○ Al ₂ CuIr:		● Nb ₆ Sn ₅ :	
A2BC_oC16_67_ag_b_g-001	08UR	A6B5_oI44_71_egkl_fghl-001	Q45R
○ HoCuP ₂ :		● Orthorhombic Fullerene (C ₅₃ C ₆₀):	
ABC2_oC16_67_a_g_bg-001	BX6K	A15B_oI128_71_lmn6o_eg-001	88NV
○ NH ₄ H ₂ PO ₂ (<i>F57</i>):		<hr/>	
A2BC2D_oC24_67_m_a_n_g-001	ZLA7	Ibam (72):	
● RbPaF ₆ (<i>V</i>):		○ SiS ₂ (<i>C42</i>):	
A6BC_oC32_67_no_c_g-001	PLRV	A2B_oI12_72_j_a-001	PYBC
<hr/>		○ Ga ₂ Mg ₅ (<i>D8_g</i>):	
Ccce (68):		A2B5_oI28_72_j_afj-001	AB10
○ PdSn ₄ :		● U ₂ Co ₃ Si ₅ :	
AB4_oC20_68_a_i-001	LGPW	A3B5C2_oI40_72_aj_bfj_j-001	LD1K
<hr/>		Ibca (73):	
Fmmm (69):		○ KAg[CO ₃]:	
○ TlF (<i>B24</i>) (<i>Obsolete</i>):		ABCD3_oI48_73_d_c_c_cf-001	HOD0
AB_oF8_69_a_b-001	XT4M	● Predicted Li ₃ AlP ₂ :	
● β-SrRh ₂ As ₂ :		AB3C2_oI96_73_f_3f_acde-001	QKN5
A2B2C_oF20_69_g_f_a-001	DY16	<hr/>	
● Face-Centered Orthorhombic La ₂ CuO ₄ :		Imma (74):	
AB2C4_oF28_69_a_g_cg-001	LB5P	○ KHg ₂ :	
● Rb ₂ P ₃ :		A2B_oI12_74_h_e-001	TWQQ
A3B2_oF40_69_hm_fg-001	QBNS	○ CeCu ₂ :	
● Orthorhombic Bi ₃ NbTiO ₉ <i>m</i> = 2 Aurivillius:		AB2_oI12_74_e_h-001	237T
A3B2C9_oF56_69_ag_bfgl-001	FSA1	● GdSi ₂ :	
● Orthorhombic Bi ₄ Ti ₃ O ₁₂ <i>m</i> = 3 Aurivillius:		AB2_oI12_74_e_2e-001	EQ3C
A4B12C3_oF76_69_2g_cf2gl_ag-001	Y2ES	○ Al ₄ U (<i>D1_b</i>):	
<hr/>		A4B_oI20_74_aeh_e-001	FNF2
Fddd (70):			
○ γ-Pu:			

○ LiCuVO ₄ :			
ABC4D_oI28_74_a_c_hi_e-001		50NO	
○ Zn(NH ₃) ₂ Cl ₂ (<i>E</i> ₁₂):			
A2B6C2D_oI44_74_i_hj_h_e-001		XWSU	
● Hg ₃ S ₂ I ₂ :			
A3B2C2_oI56_74_fhi_2ei_j-001		EXRV	
● MgAlB ₁₄ :			
AB14C2_oI68_74_a_3i2j_h-001		U35P	
● Moskvinitite (Na ₂ KYSi ₆ O ₁₅):			
AB2C15D6E_oI100_74_e_g_e2hi2j_hj_a-001		FOJR	
P4 (75):			
○ Hexagonal Hollandite (BaRu ₄ Cr ₂ O ₁₂):			
AB2C12D4_tP76_75_2a2b_2d_12d_4d-001		MXLF	
P4₁ (76):			
○ LaRhC ₂ :			
A2BC_tP16_76_2a_a_a-001		5CQR	
○ Cs ₃ P ₇ :			
A3B7_tP40_76_3a_7a-001		DCAK	
● β-Ca ₂ P ₂ O ₇ :			
A2B7C2_tP88_76_4a_14a_4a-001		BAJJ	
P4₂ (77):			
○ H ₂ S III:			
A2B_tP48_77_8d_4d-001		GRWY	
○ Pinnoite (MgB ₂ O[OH] ₆):			
A2B6CD7_tP64_77_2d_6d_d_ab6d-001		Z918	
○ Gwihabaite (NH ₄ NO ₃ V):			
A4B2C3_tP72_77_8d_ab2c2d_6d-001		JS41	
P4₃ (78):			
○ Sr ₂ As ₂ O ₇ :			
A2B7C2_tP88_78_4a_14a_4a-001		SCRS	
I4 (79):			
○ TiZn ₂ Sb ₂ :			
A2BC2_tI20_79_c_2a_c-001		T892	
I4₁ (80):			
○ β-NbO ₂ :			
AB2_tI48_80_2b_4b-001		2XGR	
P4 (81):			
○ GeSe ₂ (High Pressure):			
AB2_tP12_81_adg_2h-001		1L9R	
I4 (82):			
○ BPO ₄ (<i>H</i> ₀₇):			
AB4C_tI12_82_c_g_a-001		C601	
● InPS ₄ :			
ABC4_tI12_82_a_c_g-001		SUXC	
○ CdAl ₂ S ₄ (<i>E</i> ₃):			
A2BC4_tI14_82_bc_a_g-001		S1AD	
○ Kesterite [Cu ₂ (Zn,Fe)SnS ₄]:			
A2B4CD_tI16_82_ac_g_b_d-001		92JU	
○ Ni ₃ P (<i>D</i> _{0e}):			
A3B_tI32_82_3g_g-001		WHNY	
P4/m (83):			
○ Ti ₂ Ga ₃ :			
A3B2_tP10_83_adj_k-001		FCWX	
● Au ₃₁ Mn ₉ :			
A31B9_tP40_83_ae3j4k_cjk-001		FCR5	
P4₂/m (84):			
○ Vysotskite (PdS, <i>B</i> ₃₄):			
AB_tP16_84_cej_k-001		KXWJ	
● Cu ₄ Pd:			
A4B_tP20_84_afjk_j-001		L3AR	
P4/n (85):			
○ MoPO ₅ :			
AB5C_tP14_85_c_cg_a-001		N6T3	
○ α-SrBr ₂ :			
A2B_tP30_85_ab2g_cg-001		G8GD	
○ Bromocarnallite (<i>E</i> ₂₆ , KMg(H ₂ O) ₆ (Cl,Br) ₃):			
A3B6CD_tP44_85_acg_3g_bc_d-001		PV6C	
● Provisional δ-Alane (AlH ₃):			
AB3_tP64_85_2ceg_2cf5g-001		U4TO	
● BaRu ₆ O ₁₂ :			
AB12C6_tP76_85_2c_6g_3g-001		QUVT	
P4₂/n (86):			
○ Ti ₃ P:			
AB3_tP32_86_g_3g-001		ENA6	
○ PNCl ₂ (<i>E</i> ₁₄):			
A2BC_tP32_86_2g_g_g-001		QLZ6	
○ NaSb(OH) ₆ (<i>J</i> ₁₁₁):			
AB6C_tP32_86_c_3g_d-001		NR43	
○ β-LiIO ₃ :			
ABC3_tP40_86_g_g_3g-001		9SQG	
● "Double-Double" Perovskite CaMnCrSbO ₆ :			
ABCD6E_tP40_86_e_c_ab_3g_d-001		UT10	
○ Nd ₄ Re ₂ O ₁₁ :			
A4B11C2_tP68_86_2g_ab5g_g-001		8MQB	
I4/m (87):			
○ Ni ₄ Mo (<i>D</i> _{1a}):			
AB4_tI10_87_a_h-001		VMNQ	
● Ga ₂ Te ₅ :			
A2B5_tI14_87_d_ah-001		4RP0	
○ Ti ₅ Te ₄ :			
A4B5_tI18_87_h_ah-001		E7DL	
○ Sr ₂ NiWO ₆ :			
AB6C2D_tI20_87_a_ah_d_b-001		QP36	
● High Temperature Metastable VO ₂ :			
A2B_tI24_87_2h_h-001		MHEM	
● Ni ₁₂ P ₅ :			
A12B5_tI34_87_hi_ah-001		13WH	
● Ba ₅ Yb ₈ Ni ₄ O ₂₁ :			
A5B4C21D8_tI76_87_ah_h_bh2i_2h-001		M4UL	
○ Marialite Scapolite [Na ₄ Cl(AlSi ₃) ₃ O ₂₄ , <i>S</i> ₆₄]:			
AB4C24D12_tI82_87_a_h_2h2i_hi-001		8NAD	
I4₁/a (88):			
○ α-ThCl ₄ :			
A4B_tI20_88_f_a-001		5VT7	
○ Scheelite (CaWO ₄ , <i>H</i> ₀₄):			
AB4C_tI24_88_a_f_b-003		Y9TO	
○ Copper (I) Azide (CuN ₃):			
AB3_tI32_88_c_df-001		LOWX	
○ α-NbO ₂ :			
AB2_tI96_88_2f_4f-001		BLKR	
○ Na ₄ Ge ₉ O ₂₀ :			
A9B4C20_tI132_88_a2f_f_5f-001		JMG5	
P4₂₂ (89):			
○ (CH) ₁₇ FeO ₄ Pt (Original Page):			
A17BC4D_tP184_89_17p_p_4p_il-001		EK6P	
● (CH) ₁₇ FeO ₄ Pt (<i>Revised</i>):			
A17BC17D4E_tP320_89_17p_p_17p_4p_il-001		HZJM	
P4₂₁2 (90):			
○ <i>G</i> ₇₅ (PbCO ₃ ·PbCl ₂ , Phosgenite) (<i>Obsolete</i>):			
AB2C3D2_tP16_90_c_f_ce_e-001		ZUNT	
○ Na ₄ Ti ₂ Si ₈ O ₂₂ [H ₂ O] ₄ :			
A4B2C13D4E_tP48_90_g_d_cef2g_g_c-001		9JHP	
○ BaCu ₄ [VO][PO ₄] ₄ :			
AB4C17D4E_tP54_90_a_g_c4g_g_c-001		61ZR	
P4₁22 (91):			
○ ThBC:			

ABC_tP24_91_d_d_d-001	S6UF	○ Y-MgNiSn: A7B7C2_tP32_101_ade_bde_d-001	LR8K
P4₁2₁2 (92):		P4₂nm (102):	
○ α -Cristobalite (SiO ₂ , low, C30): A2B_tP12_92_b_a-001	VHRN	○ Gd ₃ Al ₂ : A2B3_tP20_102_2c_b2c-001	AY9W
○ Paratellurite (α TeO ₂): A2B_tP12_92_b_a-002	6BKE	P4cc (103):	
● γ -LiAlO ₂ : ABC2_tP16_92_a_a_b-001	TYEK	○ High Temperature NbTe ₄ : AB4_tP10_103_a_d-001	MRXL
● Tetragonal (red) ZnP ₂ : A2B_tP24_92_2b_b-001	WWPP	○ VSe ₂ O ₆ : A6B2C_tP72_103_abc5d_2d_abc-001	9ZX1
● Zr ₅ Si ₄ : A4B5_tP36_92_2b_a2b-001	C3GS	P4nc (104):	
● Intermediate Temperature Tetragonal TIS: AB_tP64_92_2a3b_4b-001	X71C	○ Tl ₄ HgI ₆ : AB6C4_tP22_104_a_2ac_c-001	Z85J
● Maucherite (Ni ₁₁ As ₈): A8B11_tP76_92_2a3b_a5b-001	CBJO	○ Ba ₅ In ₄ Bi ₅ : A5B5C4_tP28_104_ac_ac_c-001	GFEJ
● Y ₃ Ni ₂ : A2B3_tP80_92_4b_2a5b-001	J821	P4₂mc (105):	
○ Retgersite (α -NiSO ₄ ·6H ₂ O, H4 ₅): A12BC10D_tP96_92_6b_a_5b_a-001	JAKV	○ BaGe ₂ As ₂ : A2BC2_tP20_105_f_bc_2d-001	W96U
P4₂22 (93):		P4₂bc (106):	
○ AsPh ₄ CeS ₈ P ₄ Me ₈ : AB32CD4E8_tP184_93_i_16p_af_2p_4p-001	PSUB	○ NaZn[OH] ₃ : A3BC3D_tP64_106_3c_c_3c_c-001	SP8Q
P4₂2₁2 (94):		I4mm (107):	
○ Li ₂ MoF ₆ : A6B2C_tP18_94_eg_c_a-001	1ZGT	○ GeP (High-pressure, superconducting): AB_tI4_107_a_a-001	B4LQ
○ Na ₅ Fe ₃ F ₁₄ : A14B3C5_tP44_94_c3g_ad_bg-001	CH2B	○ BaNiSn ₃ : ABC3_tI10_107_a_a_ab-001	N3SR
P4₃22 (95):		○ Co ₅ Ge ₇ : A5B7_tI24_107_ac_abd-001	Y7TL
○ ThBC: ABC_tP24_95_d_d_d-001	8RZF	● UP ₂ : A2B_tI24_107_2abc_2ab-001	3JHK
P4₃2₁2 (96):		I4cm (108):	
○ "ST12" of Si: A_tP12_96_ab-001	YU03	○ Sr ₅ Si ₃ (<i>Obsolete</i>): A3B5_tI32_108_ac_a2c-001	BY2X
○ Keatite (SiO ₂): A2B_tP36_96_3b_ab-001	JOBF	I4₁md (109):	
● α -AlB ₁₂ : A5B22_tP216_96_5b_2a21b-001	ZF6C	○ NbAs: AB_tI8_109_a_a-001	M2PT
I422 (97):		○ LaPtSi: ABC_tI12_109_a_a_a-001	RTEY
○ NaGdCu ₂ F ₈ : A2B8CD_tI24_97_d_k_a_b-001	FH59	I4₁cd (110):	
○ Ta ₂ Se ₈ I: AB8C2_tI44_97_e_2k_cd-001	4HFE	○ Be[BH ₄] ₂ : A2BC8_tI176_110_2b_b_8b-001	29CG
I4₁22 (98):		P42m (111):	
○ CdAs ₂ : A2B_tI12_98_f_a-001	G4QQ	○ E ₃₁ (β -Ag ₂ HgI ₄): A2BC4_tP7_111_e_b_n-001	34W5
○ Phase III Cd ₂ Re ₂ O ₇ : A2B7C2_tI44_98_f_acde_f-001	XLYF	○ VN (Low-temperature): AB_tP8_111_n_n-001	GUN1
P4mm (99):		○ MnF ₂ : A2B_tP12_111_2n_bce-001	YKCX
○ Tetragonal PZT [Pb(Zr _x Ti _{1-x})O ₃]: A3BC_tP5_99_ac_b_a-002	Z2SB	● Mooihoekite (Cu ₉ Fe ₉ S ₁₆): A9B9C16_tP34_111_aj_n_bcdek_2no-001	2KD6
● Room Temperature Tetragonal BaTiO ₃ : AB3C_tP5_99_b_ac_a-001	3BZX	P42c (112):	
P4bm (100):		○ α -CuAlCl ₄ : AB4C_tP12_112_b_n_e-001	FV74
○ F ₅₄ (NH ₄ ClO ₂) (<i>Obsolete</i>): ABC2_tP8_100_b_a_c-001	YZB2	P4₂1m (113):	
○ NH ₄ NO ₃ II (G0 ₉): ABC3_tP10_100_b_a_bc-001	80PK	○ BaS ₃ (D0 ₁₇): AB3_tP8_113_a_ce-001	0A77
○ Fresnoite (Ba ₂ TiSi ₂ O ₈): A2B8C2D_tP26_100_c_abcd_c_a-001	QCOE	○ Ammonium Chlorite (NH ₄ ClO ₂): AB4CD2_tP16_113_c_f_a_e-001	RYUC
○ Ce ₃ Si ₆ N ₁₁ : A3B11C6_tP40_100_ac_bc2d_cd-001	LZ7C	○ Akermanite (Ca ₂ MgSi ₂ O ₇ , S5 ₃): A2BC7D2_tP24_113_e_a_cef_e-001	QV01
P4₂cm (101):		P4₂1c (114):	
		○ Pd ₄ Se:	

A4B_tP10_114_e_a-001	C2PK	A2B2C6D_tI44_121_i_i_ij_c-001	USSD
○ SeO ₃ :		I42d (122):	
A3B_tP32_114_3e_e-001	U620	○ Chalcopyrite (CuFeS ₂ , <i>E</i> ₁):	
○ Ag ₂ SO ₄ ·4NH ₃ (<i>H</i> ₄₁₇):		ABC2_tI16_122_a_b_d-001	XWJF
A2B12C4D4E_tP46_114_d_3e_e_a-001	PABV	● Mn _{1.4} PtSn:	
○ C ₁₉ Sc ₁₅ :		A3B2C2_tI28_122_ad_c_d-001	1YSS
A19B15_tP68_114_ac4e_bc3e-001	PVAV	○ Mercury Cyanide [Hg(CN) ₂ , <i>F</i> ₁₁]:	
P4m2 (115):		A2BC2_tI40_122_e_d_e-001	05M4
○ <i>F</i> ₆₁ Chalcopyrite (CuFeS ₂) (<i>Obsolete</i>):		○ KH ₂ PO ₄ (<i>H</i> ₂):	
ABC2_tP4_115_a_c_g-001	88N3	A4BC4D_tI40_122_e_b_e_a-001	TLFW
○ Rh ₃ P ₂ :		○ Na ₂ S ₂ :	
A2B3_tP5_115_g_ag-001	EXDQ	AB2_tI48_122_cd_2e-001	Q5KE
● Zr ₂ CuSb ₃ :		○ NH ₄ H ₂ PO ₄ :	
AB3C2_tP6_115_a_bg_g-001	NQAB	A8BC4D_tI56_122_2e_b_e_a-001	PGWH
○ Orange (averaged) Hgl ₂ :		● Ba ₁₉ Li ₄₄ :	
AB2_tP12_115_j_egi-001	RJ86	A19B44_tI252_122_ac4e_2d10e-001	HB2V
● Delalumite (δ -alumina, Al ₂ O ₃):		P4/mmm (123):	
A3B4_tP84_115_acef3g3j3k_6j6k-001	YL8L	○ CuAu(I) (<i>L</i> ₁₀):	
P4c2 (116):		AB_tP2_123_a_d-001	9JUJZ
○ Ru ₂ Sn ₃ :		○ δ -CuTi (<i>L</i> _{2a}):	
A2B3_tP20_116_adi_ej-001	RJFD	AB_tP2_123_a_d-002	C9G2
● Mn ₄ Ge ₇ Nowotny Chimney-Ladder:		● Linzhiite (High Temperature FeSi ₂):	
A4B7_tP44_116_ach2i_e3j-001	2NXF	AB2_tP3_123_a_h-001	N538
● Rh ₁₀ Ga ₁₇ :		● FeNNi:	
A17B10_tP108_116_e8j_ad2g2h5i-001	D8JE	ABC_tP3_123_c_a_b-001	C14E
P4b2 (117):		○ CuTi ₃ (<i>L</i> ₆₀):	
○ β -Bi ₂ O ₃ (<i>D</i> ₅₁₂):		AB3_tP4_123_a_ce-001	B4JD
A2B3_tP20_117_i_adgh-001	B48H	○ CaCuO ₂ :	
P4n2 (118):		ABC2_tP4_123_a_d_e-001	ACQJ
○ RuIn ₃ :		○ NH ₄ HgCl ₃ (<i>E</i> ₂₅):	
A3B_tP16_118_ei_f-001	OZUR	A3BC_tP5_123_ah_c_b-001	5MRT
○ Ir ₃ Ga ₅ :		● Mn ₂ Co ₂ C:	
A5B3_tP32_118_f2i_aceh-001	DCPJ	AB2C2_tP5_123_b_e_ac-001	8ZWP
I4m2 (119):		○ TlAlF ₄ (<i>H</i> ₀₈):	
○ GaSb (II):		AB4C_tP6_123_b_eg_c-001	416G
AB_tI4_119_c_a-001	K2V9	● CeCr ₂ Si ₂ C:	
○ Tetragonal TlFeS ₂ :		ABC2D2_tP6_123_b_a_e_h-001	G8WV
AB2C_tI8_119_c_e_a-001	J41Y	○ HoCoGa ₅ :	
● Mn ₂ RhSn Tetragonal Heusler:		AB5C_tP7_123_b_ci_a-001	SBCX
A2BC_tI8_119_ac_b_d-001	4BRY	○ K ₂ PtCl ₄ (<i>H</i> ₁₅):	
○ RbGa ₃ :		A4B2C_tP7_123_j_e_a-001	3SRH
A3B_tI24_119_a2i_bf-001	6TQK	● CePdGa ₆ :	
○ Phase II Cd ₂ Re ₂ O ₇ :		AB6C_tP8_123_a_hi_b-001	1ALT
A2B7C2_tI44_119_i_acefgh_i-001	AZDB	○ CaRbFe ₄ As ₄ (Superconducting):	
I4c2 (120):		A4BC4D_tP10_123_gh_a_i_d-001	X7PG
○ KAu ₄ Sn ₂ :		○ <i>E</i> ₆₁ [Sr(OH) ₂ (H ₂ O) ₈] (<i>Obsolete</i>):	
A4BC2_tI28_120_i_a_h-001	KAKD	A8B2C_tP11_123_r_e_b-001	QEVQ
○ BeSO ₄ ·4H ₂ O (<i>H</i> ₄₃):		○ <i>E</i> ₆₂ [SrO ₂ (H ₂ O) ₈] (Possibly <i>Obsolete</i>):	
AB8C8D_tI72_120_b_2i_2i_c-001	KR2S	A8B2C_tP11_123_r_h_a-001	EOG5
I42m (121):		● YBaCuFeO ₅ :	
○ C17 (Fe ₂ B) (<i>Obsolete</i>):		AB2C2D5E_tP11_123_a_h_h_ci_b-001	KOVP
AB2_tI12_121_ab_i-001	1BSH	● Ho ₂ CoGa ₈ :	
○ Stannite (Cu ₂ FeS ₄ Sn, <i>H</i> ₂₆):		AB8C2_tP11_123_a_ehi_g-003	G7WP
A2BC4D_tI16_121_d_a_i_b-001	JRUG	● AuMn ₃ :	
● Luzonite (Cu ₃ AsS ₄):		AB3_tP12_123_ae_cghi-001	U1FT
AB3C4_tI16_121_a_bd_i-001	3FZ9	● HgBa ₂ CaCu ₂ O _{6+δ} :	
● Tl ₂ CdGeTe ₄ :		A2BC2DE7_tP13_123_g_b_h_c_ahi-001	BESE
ABC4D2_tI16_121_a_b_i_c-001	RB89	● Ce ₃ PdIn ₁₁ :	
○ K ₃ CrO ₈ :		A3B11C_tP15_123_ag_ch2i_b-001	7DQQ
AB3C8_tI24_121_a_bd_2i-001	FR9M	● Ce ₅ PdIn ₁₉ :	
○ α -V ₃ S:		A5B19C2_tP26_123_a2g_ce2h3i_g-001	RR9W
AB3_tI32_121_f_g2i-001	QHX2	P4/mcc (124):	
○ SrCu ₂ (BO ₃) ₂ :		○ Room Temperature NbTe ₄ :	

AB4_tP10_124_a_m-001	XFHX	○ Matlockite ($E0_1$, PbFCl):	
○ Nb ₄ CoSi:		ABC_tP6_129_c_a_c-001	OVRY
AB4C_tP12_124_a_m_c-001	LAN3	● LaOF:	
○ CaO ₂ (H ₂ O) ₈ :		ABC_tP6_129_a_c_b-001	JX34
AB8C2_tP22_124_a_n_h-001	QCQG	○ AsCuSiZr:	
P4/nbm (125):		ABCD_tP8_129_c_b_a_c-001	1T51
○ PtPb ₄ ($D1_d$):		○ LaOAgS:	
A4B_tP10_125_m_a-001	OBXW	ABCD_tP8_129_b_c_a_c-001	VCTW
○ KCeSe ₄ :		● UCoC ₂ :	
ABC4_tP12_125_a_b_m-001	575A	A2BC_tP8_129_2c_a_c-002	K32Y
● PuGa ₆ :		● HfCuSi ₂ :	
A6B_tP14_125_gm_c-001	PCUV	ABC2_tP8_129_a_c_bc-002	3Z42
● SrFe ₂ S ₄ :		○ CaBe ₂ Ge ₂ :	
AB2C4D_tP16_125_a_cd_m_b-001	DV64	A2BC2_tP10_129_ac_c_bc-001	HOMM
● Sm ₂ NiGa ₁₂ :		● Ti ₂ Cu ₃ :	
A12BC2_tP30_125_2g2m_c_h-001	UYGN	A3B2_tP10_129_3c_2c-001	T7XE
P4/nnc (126):		● SrPt ₃ P:	
○ BiAl ₂ S ₄ :		AB3C_tP10_129_c_ce_a-001	YXBN
A2BC4_tP28_126_cd_e_k-001	4WPC	○ NH ₄ Br ($B2_5$):	
○ Ag[Co(NH ₃) ₂ (NO ₂) ₄] ($J1_9$):		AB4C_tP12_129_c_i_a-001	G1GD
ABC4D2E8_tP32_126_a_b_h_e_k-001	EW36	● CsFeF ₄ II:	
○ Vesuvianite (Ca ₁₀ Al ₄ (Mg,Fe) ₂ Si ₉ O ₃₄ (OH) ₄ , $S2_3$):		AB4C_tP24_129_bc_ij_d-001	K69U
A4B10C2D34E4F9_tP252_126_k_ce2k_f_h8k_k_d2k-001	QSJ3	○ Meta-autunite (I) [Ca(UO ₂) ₂ (PO ₄) ₂ ·6H ₂ O, $H5_{10}$]:	
P4/mbm (127):		AB4C6DE_tP26_129_c_j_2ci_a_c-001	VQBJ
○ Si ₂ U ₃ ($D5_a$):		● θ -AlF ₃ :	
A2B3_tP10_127_g_ah-001	6QGS	AB3_tP64_129_2cdi_2cfhijk-001	HQ3Z
● Mo ₂ FeB ₂ :		P4/ncc (130):	
A2BC2_tP10_127_g_a_h-002	5SWM	○ α -WO ₃ :	
● RbAlF ₄ II:		A3B_tP16_130_cf_c-001	HPJW
AB4C_tP12_127_a_eg_c-001	QJN8	○ CuBi ₂ O ₄ :	
● Mn ₂ Hg ₅ :		A2BC4_tP28_130_f_c_g-001	N4MV
A5B2_tP14_127_c_j_g-001	BAHM	○ Ba ₅ Si ₃ :	
○ Pd(NH ₃) ₄ Cl ₂ ·H ₂ O ($H4_9$):		A5B3_tP32_130_cg_cf-001	OVYM
A2BC4D_tP16_127_g_c_j_b-001	Y171	● Room Temperature Metastable VO ₂ :	
○ ThB ₄ ($D1_e$):		A2B_tP48_130_2g_g-001	P5YW
A4B_tP20_127_ehj_g-001	GQBH	○ Sr(OH) ₂ (H ₂ O) ₈ :	
○ Phosgenite [Pb ₂ Cl ₂ (CO ₃)]:		A18B10C_tP116_130_2c4g_2c2g_a-001	JDN7
AB2C3D2_tP32_127_g_eh_gk_k-001	URTV	P4₂/mmc (131):	
● κ -AlF ₃ :		○ Cooperite (PtS, $B17$):	
AB3_tP40_127_di_cg2ij-001	46QF	AB_tP4_131_c_e-001	8GEP
● Tetragonal Potassium Bronze (K ₃ W ₅ O ₁₅):		● LaB ₂ C ₂ :	
A3B15C5_tP46_127_bh_cg2ij_di-001	LCR4	A2B2C_tP10_131_j_l_f-001	XLRT
P4/mnc (128):		P4₂/mcm (132):	
○ Phase II K ₂ SnCl ₆ :		○ AgUF ₆ :	
A6B2C_tP18_128_eh_d_a-001	AD9M	AB6C_tP16_132_b_io_c-001	U3ZM
○ FeCu ₂ Al ₇ ($E9_a$):		○ Rb ₂ TiCu ₂ S ₄ :	
A7B2C_tP40_128_egi_h_e-001	YX16	A2B2C4D_tP18_132_e_i_o_b-001	BD46
● U ₂ Mn ₃ Si ₅ :		P4₂/nbc (133):	
A3B5C2_tP40_128_dh_egh_h-001	P4UA	○ β -V ₃ S:	
○ Chiolite (Na ₅ Al ₃ F ₁₄ , $K7_5$):		AB3_tP32_133_h_i2j-001	2PY4
A3B14C5_tP44_128_ac_ehi_bg-001	GFQ6	● Zr ₃ PD ₃ :	
○ Apophyllite (KCa ₄ Si ₈ O ₂₀ F·8H ₂ O, $S5_2$):		A4BC3_tP64_133_2k_h_i2j-001	XBGP
A4BC16DE28F8_tP116_128_h_a_2i_b_g3i_i-001	DPWF	P4₂/nmm (134):	
P4/nmm (129):		○ T-50 B (A_g):	
○ Litharge (tetragonal PbO, $B10$):		A_tP50_134_a2m2n-001	R7N6
AB_tP4_129_a_c-001	CWTN	P4₂/mbc (135):	
○ γ -CuTi ($B11$):		○ Downeyite (α -SeO ₂ , $C47$):	
AB_tP4_129_c_c-001	EKF2	A2B_tP24_135_gh_h-001	YNQK
○ β -Np (A_d):		○ ZnSb ₂ O ₄ :	
A_tP4_129_ac-001	UNPK	A4B2C_tP28_135_gh_h_d-001	20MM
○ Cu ₂ Sb ($C38$):		● Bi ₄ Fe ₅ O ₁₃ F:	
A2B_tP6_129_ac_c-001	YG4M	A4B4C5D14_tP108_135_i_i_dfh_egh2i-001	55HD
		P4₂/mnm (136):	

○ γ -N:		○ MoSi ₂ (<i>C11_b</i>):	
A_tP4_136_f-001	VJ5B	AB2_tI6_139_a_e-001	NG7F
○ Rutile (TiO ₂ , <i>C4</i>):		○ CaC ₂ -I (<i>C11_a</i>):	
A2B_tP6_136_f_a-001	D4ZH	A2B_tI6_139_e_a-001	RDQF
○ β -BeO:		○ Al ₃ Ti (<i>D0₂₂</i>):	
AB_tP8_136_f_g-001	FJT4	A3B_tI8_139_ad_b-001	7W3W
● α -Li ₃ BN ₂ :		○ Hypothetical Tetrahedrally Bonded Carbon with	
AB3C2_tP12_136_a_bd_f-001	2PDY	4-Member Rings:	
○ ZrFe ₄ Si ₂ :		A_tI8_139_h-001	TEOL
A4B2C_tP14_136_i_f_a-001	U6YK	○ Calomel (Hg ₂ Cl ₂ , <i>D3₁</i>):	
● IrIn ₃ :		AB_tI8_139_e_e-001	T1KN
A3B_tP16_136_cj_f-001	YFFG	○ <i>D1₃</i> (BaAl ₄):	
● Ordoñezite (ZnSb ₂ O ₆):		A4B_tI10_139_de_a-001	676C
A6B2C_tP18_136_fj_e_a-001	8DHD	○ TiCo ₂ S ₂ :	
● α' -V ₈ O:		A2B2C_tI10_139_d_e_a-002	D85X
AB8_tP18_136_a_2fi-001	WVZU	○ ThCr ₂ Si ₂ :	
○ Zr ₃ Al ₂ :		A2B2C_tI10_139_d_e_a-003	LS62
A2B3_tP20_136_j_dfg-001	QSNP	○ Au ₂ Nb ₃ :	
● Na ₃ Hg ₂ :		A2B3_tI10_139_e_ae-001	5STC
A2B3_tP20_136_j_cfg-001	T3N4	○ Li ₂ CN ₂ :	
○ K ₂ CuCl ₄ · 2H ₂ O (<i>H4₁</i>):		AB2C2_tI10_139_a_d_e-002	5K3T
A4BC4D2E2_tP26_136_fg_a_j_d_e-001	40BA	○ <i>H5₉</i> [Autunite Ca(UO ₂) ₂ (PO ₄) ₂ · 10½H ₂ O]	
○ σ -CrFe (<i>D8_b</i>):		(<i>Obsolete</i>):	
A4B4C4DE2_tP30_136_i_j_i_a_f-001	6EHC	AB2C2_tI10_139_a_d_e-003	SC3Z
○ β -U (<i>A_b</i>):		● Na ₂ HgO ₂ :	
A_tP30_136_af2ij-001	5T44	AB2C2_tI10_139_a_e_e-001	6LGV
○ Nd ₂ Fe ₁₄ B:		● LuNi ₂ B ₂ C:	
AB14C2_tP68_136_f_ce2j2k_fg-001	FURO	A2BCD2_tI12_139_e_a_b_d-001	4LX6
P4₂/nmc (137):		○ 0201 [(La,Ba) ₂ CuO ₄] High- <i>T_c</i> :	
○ ZrO ₂ (High-temperature):		AB2C4_tI14_139_a_e_ce-001	V35A
A2B_tP6_137_d_a-001	T9FR	○ K ₂ NiF ₄ :	
○ Coccinite (Red HgI ₂ , <i>C13</i>):		A4B2C_tI14_139_ce_e_a-001	SENW
AB2_tP6_137_a_d-001	2F93	● Sr ₂ CuO ₂ Cl ₂ :	
● Low Temperature KBD ₄ :		A2BC2D2_tI14_139_e_a_c_e-001	OHCF
AB4C_tP12_137_a_g_b-001	Q06Z	● Ti ₃ Cu ₄ :	
○ CeCo ₄ B ₄ :		A4B3_tI14_139_2e_ae-001	N44F
A4BC4_tP18_137_g_a_g-001	EUHG	● (T') Nd ₂ CuO ₄ :	
● Li ₆ CoO ₄ :		AB2C4_tI14_139_a_e_cd-003	1V8W
AB6C4_tP22_137_a_df_g-001	ZQRP	○ Al ₃ Zr (<i>D0₂₃</i>):	
● Orange (II) HgI ₂ :		A3B_tI16_139_cde_e-001	CSTH
AB2_tP24_137_g_cdf-001	L566	● BaZnSb ₂ :	
○ Zn ₃ P ₂ (<i>D5₉</i>):		AB2C_tI16_139_e_ce_d-003	00JM
A2B3_tP40_137_cdf_3g-001	68SX	○ V ₄ Zn ₅ :	
P4₂/ncm (138):		A4B5_tI18_139_i_ah-001	84H6
○ C (T12 Group IV):		○ Pt ₈ Ti:	
A_tP12_138_bi-001	HZJ9	A8B_tI18_139_hi_a-001	XTZU
○ Cl (<i>A18</i>) (<i>Obsolete</i>):		○ K ₂ OsO ₂ Cl ₄ (<i>J1₅</i>):	
A_tP16_138_j-001	ZBJR	A4B2C2D_tI18_139_h_d_e_a-001	1KN8
● Tetragonal La ₂ NiO ₄ :		○ Fe ₈ N (<i>D2_g</i>):	
A2BC4_tP28_138_i_c_aei-001	J1M9	A8B_tI18_139_deh_a-001	6VR8
I4/mmm (139):		● Sr ₂ Mn ₃ As ₂ O ₂ :	
○ In (<i>A6</i>):		A2B3C2D2_tI18_139_e_ad_c_e-001	JBSJ
A_tI2_139_a-001	F5BG	○ AuCsCl ₃ (<i>K7₆</i>):	
○ Pa (<i>A_a</i>):		AB3C_tI20_139_ab_eh_d-001	QC4Q
A_tI2_139_a-002	YF8N	● CePt ₂ In ₇ :	
○ Hypothetical BCT5 Si:		AB7C2_tI20_139_a_bdg_e-001	P6JF
A_tI4_139_e-001	ZSDQ	● Ba ₂ Ti ₂ Fe ₂ As ₄ O:	
○ "Martensite Type" FeC _{<i>x</i>} (<i>x</i> < 0.06) (<i>L'2₀</i>):		A4B2C2DE2_tI22_139_2e_e_d_a_c-001	8C3Q
AB_tI4_139_a_b-002	ZN4Y	○ Sr ₃ Ti ₂ O ₇ :	
● β -LiFeO ₂ :		A7B3C2_tI24_139_aeg_be_e-001	PDHZ
AB_tI4_139_a_b-003	GOK3	○ Mn ₁₂ Th (<i>D2_b</i>):	
○ ThH ₂ (<i>L'2_b</i>):		A12B_tI26_139_fij_a-001	AJGV
A2B_tI6_139_d_a-001	ROCO	● KCa ₂ Fe ₄ As ₄ F ₂ (12442-type superconductor):	
		A4B2C2D4E_tI26_139_2e_e_d_g_a-001	YU5Q

• Bi ₂ Sr ₂ CaCu ₂ O ₈ (BSCCO): A2BC2DBE2_tI30_139_e_a_e_2eg_e-001	BZRA	AB_tI24_141_ae_be-001	1GTY
• Nd ₄ Ni ₃ O ₈ : A4B3C8_tI30_139_2e_ae_cdg-002	W8GW	○ Haussmannite (Mn ₃ O ₄): A3B4_tI28_141_ad_h-001	KP7A
○ Sr ₄ Ti ₃ O ₁₀ : A10B4C3_tI34_139_c2eg_2e_ae-001	TJ17	• CuCr ₂ O ₄ : A2BC4_tI28_141_c_b_h-001	763J
• High Temperature BaBi ₄ Ti ₄ O ₁₅ <i>m</i> = 4 Aurivillius: AB4C15D4_tI48_139_a_2e_bd2e2g_2e-001	Y186	• Paramelaconite (Cu ₄ O ₃): A4B3_tI28_141_cd_ae-002	P57T
• γ-Bi ₄ V ₂ O ₁₁ : A5B9C2_tI64_139_em_d2n_h-001	ON6E	○ BaCd ₁₁ : AB11_tI48_141_b_aci-001	EV03
• Ho ₁₁ Ge ₁₀ : A10B11_tI84_139_dehim_eh2n-001	HN10	• Orange (I) HgI ₂ : AB2_tI48_141_h_2eg-001	Q9V3
○ K ₃ TlCl ₆ ·2H ₂ O (<i>J</i> ₃₁): A6B2C3D_tI168_139_egik12m_ejn_bh2n_acf-001	8AAX	○ β-In ₂ S ₃ : A2B3_tI80_141_ceh_3h-001	PJGC
I4/mcm (140):		• V ₁₃ O ₁₆ : A16B13_tI116_141_2hi_a2fh-001	NCQA
○ Khatyrkite (Al ₂ Cu, <i>C</i> 16): A2B_tI12_140_h_a-001	PARL	I4₁/acd (142):	
○ α-SiU ₃ (<i>D</i> _{0c}): AB3_tI16_140_b_ah-001	6CWC	○ S-III: A_tI16_142_f-001	GC8R
○ β-SeTl (<i>B</i> 37): AB_tI16_140_ab_h-001	BFEO	• α-PdSn ₂ : AB2_tI48_142_d_ef-001	FUUU
○ KHF ₂ (<i>F</i> ₅₂): A2BC_tI16_140_h_d_a-001	B7FR	• Sr ₂ IrO ₄ : AB4C2_tI56_142_a_df_d-001	EHYC
• PdGa ₅ : A5B_tI24_140_cl_a-001	528Z	• R ₁ Au ₃ Zn: A3B_tI64_142_def_d-001	Q6FW
○ V ₄ SiSb ₂ : A2BC4_tI28_140_h_a_k-001	VENL	• NaPb: AB_tI64_142_ef_g-001	X6RS
○ U ₆ Mn (<i>D</i> _{2c}): AB6_tI28_140_a_hk-001	1Q6T	○ PPrS ₄ : ABC4_tI96_142_e_ab_2g-001	B2Y6
○ W ₅ Si ₃ (<i>D</i> _{8m}): A3B5_tI32_140_ah_bk-001	4K4U	• BaCo ₂ V ₂ O ₈ : AB2C8D2_tI104_142_a_f_2g_e-001	BMKB
○ Cr ₅ B ₃ (<i>D</i> _{8l}): A3B5_tI32_140_ah_cl-001	AK18	○ Cd ₃ As ₂ : A2B3_tI160_142_deg_3g-001	1P80
○ (NH ₄)Pb ₂ Br ₅ (<i>K</i> ₃₄) (<i>Erroneous</i>): A5BC2_tI32_140_bl_a_h-001	HL9W	• Tetragonal Be ₃ P ₂ : A3B2_tI160_142_3g_abcef-001	4A1E
• (NH ₄)Pb ₂ Br ₅ (<i>K</i> ₃₄) (<i>Revised</i>): A5BC2_tI32_140_cl_a_h-001	REV7	○ Analcime (NaAlSi ₂ O ₆ ·H ₂ O, <i>S</i> ₆₁): A2B2C3D12E4_tI184_142_f_f_be_3g_g-001	PFBA
○ Cs ₃ CoCl ₅ (<i>K</i> ₃₁): A5BC3_tI36_140_cl_b_ah-001	GHEH	• Er ₅ Rh ₆ Sn ₁₈ : A5B6C18_tI232_142_bg_dg_e2f3g-001	21TS
• BaLa ₂ ZnO ₅ : AB2C5D_tI36_140_a_h_cl_b-001	4VUW	P3 (143):	
○ Pu ₃₁ Rh ₂₀ : A31B20_tI204_140_b2gh3m_ac2fh31-001	TBHL	○ ScRh ₆ P ₄ : A4B6C_hp11_143_ad_2d_b-001	HTHS
I4₁/amd (141):		○ Trigonal MoS ₂ : AB2_hp12_143_ad_bc2d-001	1G0H
○ β-Sn (<i>A</i> 5): A_tI4_141_a-001	2BUF	○ Simpsonite (Ta ₃ Al ₄ O ₁₃ [OH]): A4B14C3_hp21_143_ad_bc4d_d-001	TY99
○ NbP (“40”): AB_tI8_141_a_b-001	R06D	○ <i>P</i> ₃ La ₃ BWO ₉ : AB3C9D_hp28_143_2a_2d_6d_bc-001	0XN3
○ Anatase (TiO ₂ , <i>C</i> ₅): A2B_tI12_141_e_a-001	1TUW	• Trigonal (h’) Al ₅ Mo: A5B_hp60_143_7a7b6c10d_3a3b4c-001	TWK7
○ α-ThSi ₂ (<i>C</i> _c): A2B_tI12_141_e_a-002	NF8F	P3₁ (144):	
○ MoB (<i>B</i> ₉): AB_tI16_141_e_e-001	B9A8	○ ZnTe (high-pressure): AB_hp6_144_a_a-001	LX4R
• γ-LiFeO ₂ : ABC2_tI16_141_a_b_e-003	XJE5	○ IrGe ₄ : A4B_hp15_144_4a_a-001	0VM9
• β-ThCl ₄ : A4B_tI20_141_h_a-001	NG21	○ RbNO ₃ (IV): AB3C_hp45_144_3a_9a_3a-001	UV9A
○ Ga ₂ Hf: A2B_tI24_141_2e_e-001	DBUS	P3₂ (145):	
○ Zircon (ZrSiO ₄ , <i>S</i> ₁₁): A4BC_tI24_141_h_a_b-001	0FQT	○ Sheldrickite (NaCa ₃ [CO ₃] ₂ F ₃ [H ₂ O]): A2B3C3DE7_hp48_145_2a_3a_3a_a_7a-001	3V4Q
• β-LiSn:		R3 (146):	
		○ γ-Ag ₃ SI (Low-Temperature): A3BC_hr5_146_b_a_a-001	YGSU
		○ FePSe ₃ :	

ABC3_hR10_146_2a_2a_2b-001	EARG	• Dioptase [Cu ₆ (Si ₆ O ₁₈)·6H ₂ O]:	
• Li ₂ ZrTeO ₆ :		AB2C4D_hR48_148_f_2f_4f_f-001	4C7V
A2B6CD_hR10_146_2a_2b_a-a-001	T7PA	• Mg ₂₃ Al ₃₀ :	
• Pd ₇ P ₃ :		A30B23_hR53_148_5f_a2c3f-001	DBO4
A3B7_hR20_146_2b_2a4b-001	35AG	• Y ₃ Cu ₉ (OH) ₁₉ Cl ₈ :	
• Carlinite (Tl ₂ S):		A8B9C24D19E3_hR63_148_cf_df_4f_a3f_bc-001	GGPS
AB2_hR27_146_3a2b_6b-001	X2PG	P312 (149):	
• Rhombohedral LiZnPO ₄ :		• PbMnTeO ₆ :	
AB4CD_hR42_146_2b_8b_2b_2b-001	BGS4	AB6CD_hP9_149_a_1_d_e-001	63FP
P3 (147):		◦ Ti ₃ O (Room-Temperature):	
◦ γ-AgZn (<i>B_b</i>):		AB3_hP24_149_acgi_3l-001	9DMX
A2B_hP9_147_g_ad-001	RQCB	P321 (150):	
• PtBi ₂ :		◦ Original Fe ₂ P (<i>C22</i>):	
A2B_hP9_147_g_ad-002	ORUP	A2B_hP9_150_ef_ad-001	6CGG
◦ Na ₂ SO ₃ (<i>G32</i>):		• β-Na ₂ ThF ₆ :	
A2B3C_hP12_147_abd_g_d-001	H9Z3	A6B2C_hP9_150_ef_d_a-001	R3Z7
• Na ₂ BaNi(PO ₄) ₂ :		◦ Steklite [KAl(SO ₄) ₂ , <i>H32</i>]:	
AB2CD8E2_hP14_147_a_d_b_dg_d-001	B64B	ABC8D2_hP12_150_a_b_dg_d-001	SDL2
• URu ₃ B ₂ :		◦ Cs ₃ As ₂ Cl ₉ (<i>K73</i>):	
A2B3C_hP48_147_2d2g_4g_abef-001	B1DH	A2B9C3_hP14_150_d_eg_ad-001	4FK1
R3 (148):		◦ SrCl ₂ ·(H ₂ O) ₆ :	
• S ₆ (<i>ρ-S</i>) Sulfur:		A2B12C6D_hP21_150_d_2g_ef_a-001	FX47
A_hR6_148_f-001	XWOB	• Dugganite (Pb ₃ Zn ₃ TeAs ₂ O ₁₄):	
◦ BiI ₃ (<i>D05</i>):		A2B14C3DE3_hP23_150_d_d2g_e_a_f-001	8A06
AB3_hR8_148_c_f-001	TZCO	◦ Paralstonite (BaCa(CO ₃) ₂):	
• β-CuZrF ₆ :		AB2CD6_hP30_150_e_c2d_f_3g-001	FL2F
AB6C_hR8_148_a_f_b-001	7RW9	◦ KSO ₃ (<i>K11</i>):	
◦ Ilmenite (FeTiO ₃ , <i>E22</i>):		AB3C_hP30_150_ef_3g_c2d-001	YVPA
AB3C_hR10_148_c_f_c-001	4YUA	P3112 (151):	
◦ Dolomite [MgCa(CO ₃) ₂ , <i>G11</i>]:		◦ CrCl ₃ (<i>D04</i>):	
A2BCD6_hR10_148_c_a_b_f-001	WCJU	A3B_hP24_151_3c_2a-001	5EPG
• Rhombohedral Cr ₂ S ₃ :		• V ₆ C ₅ :	
A2B3_hR10_148_abc_f-001	CVKE	A5B6_hP33_151_3a2b_3c-001	V1KT
• FePSe ₃ :		P3121 (152):	
ABC3_hR10_148_c_c_f-001	CFP9	◦ γ-Se (<i>A8</i>):	
• BaNi ₂ As ₂ O ₈ :		A_hP3_152_a-001	SM1V
A2BC2D8_hR13_148_c_a_c_cf-001	VJPX	◦ α-Quartz (low Quartz):	
◦ Ni(H ₂ O) ₆ SnCl ₆ (<i>I61</i>):		A2B_hP9_152_c_a-001	P53L
A6B6CD_hR14_148_f_f_a_b-001	5954	• Trigonal B ₂ O ₃ :	
◦ K ₂ Sn(OH) ₆ (<i>H62</i>):		A2B3_hP15_152_c_ac-001	MKFS
A6B2C6D_hR15_148_f_c_f_a-001	FKGA	• Alarsite (AlAsO ₄):	
◦ Li ₇ TaO ₆ :		ABC4_hP18_152_a_b_2c-001	P55Q
A8B6C_hR15_148_cf_f_a-001	L1GH	• Ni ₁₃ Ga ₃ Ge ₆ :	
• BaMo ₆ S ₈ :		A3B6C13_hP66_152_ac_3c_a2b5c-001	A5TG
AB6C8_hR15_148_a_f_cf-001	CY1Y	P3212 (153):	
◦ Solid Cubane (C ₈ H ₈):		◦ CrCl ₃ :	
AB_hR16_148_cf_cf-001	8Z24	A3B_hP24_153_3c_2a-001	ZOS9
• Pd ₁₅ P ₂ :		P3221 (154):	
A2B15_hR17_148_c_ac2f-001	Z055	◦ Cinnabar (HgS, <i>B9</i>):	
◦ β-PdCl ₂ :		AB_hP6_154_a_b-001	A3TK
A2B_hR18_148_2f_f-001	8GMP	◦ S-II:	
• Mg ₃ TeO ₆ :		A_hP9_154_ac-001	GAZQ
A3B6C_hR20_148_f_2f_ab-001	K7OX	• EuIr ₂ P ₂ :	
• SrMn ₇ O ₁₂ :		AB2C2_hP15_154_a_ab_c-001	3CT8
A7B12C_hR20_148_ade_2f_b-001	5YFD	• RbAg ₂ SbS ₄ :	
• Trechmannite (AgAsS ₂):		A2BC4D_hP24_154_c_a_2c_b-001	8R3H
ABC2_hR24_148_f_f_2f-001	3VWQ	R32 (155):	
◦ PdAl:		◦ Hazelwoodite (Ni ₃ S ₂ , <i>D5_e</i>):	
AB_hR26_148_a2f_b2f-001	5EQ4	A3B2_hR5_155_e_c-001	WQGS
• Mikasaite (Rhombohedral Fe ₂ (SO ₄) ₃):		◦ AlF ₃ (<i>D014</i>):	
A2B12C3_hR34_148_2c_4f_f-001	GHHO	AB3_hR8_155_c_de-001	QG2U
◦ Phenakite (Be ₂ SiO ₄ , <i>S13</i>):		◦ KBe ₂ BO ₃ F ₂ :	
A2B4C_hR42_148_2f_4f_f-001	BQNX	AB2C2DE3_hR9_155_a_c_c_b_d-001	Q3TB

• Huntite [CaMg ₃ (CO ₃) ₄]: A4BC3D12_hr20_155_ad_b_e_2df-001	1B5F	○ Low Temperature GaMo ₄ S ₈ : AB4C8_hr13_160_a_ab_2a2b-001	5V5H
• ErNi ₃ Al ₉ : A9BC3_hr26_155_3cdef_c_f-001	9G5F	• γ -Na ₂ Ti ₃ Cl ₈ : A8B2C3_hr13_160_2a2b_2a_b-001	L333
• Low Temperature GdBO ₃ : ABC3_hr30_155_de_f_de2f-001	5YKD	○ Cr ₅ Al ₈ (<i>D</i> 8 ₁₀): A8B5_hr26_160_a3bc_a3b-001	X9QA
P3m1 (156):		○ SbI ₃ S ₂₄ : A3B24C_hr28_160_b_2b3c_a-001	8TMQ
○ β -CuI (Sakuma): AB_hp4_156_ab_ab-001	1M22	R3c (161):	
○ CdI ₂ (Polytype 6H ₁): AB2_hp9_156_2ab_a2b3c-001	0FK1	○ Ferroelectric LiNbO ₃ : ABC3_hr10_161_a_a_b-001	FZFO
○ β -CuI (Kurdyumova): AB_hp12_156_3a2bc_3a2bc-001	ZMXD	• Proustite (Ag ₃ AsS ₃): A3BC3_hr14_161_b_a_b-001	TXGA
• KNaSO ₄ : ABC4D_hp14_156_ac_bc_ab2d_ab-001	Z1Y1	○ α -BaB ₂ O ₄ (Low Temperature): A2BC4_hr42_161_2b_b_4b-001	UFMT
P31m (157):		• Stepanovite (NaMgFe(C ₂ O ₄) ₃ ·9H ₂ O): A6BC18DEF21_hr96_161_2b_a_6b_a_a_7b-001	KKZD
○ Ag ₅ Pb ₂ O ₆ : A5B6C2_hp13_157_2ac_2c_b-001	1YMO	P31m (162):	
P3c1 (158):		○ β -V ₂ N (<i>L'</i> 3 ₂): AB2_hp9_162_ad_k-001	RBZR
○ β -RuCl ₃ : A3B_hp8_158_d_a-001	KC70	○ I1 ₃ [SrCl ₂ ·(H ₂ O) ₆] (<i>Obsolete</i>): A2B6C_hp9_162_c_k_b-001	WZ1P
P31c (159):		○ Rosiaite (PbSb ₂ O ₆): A6BC2_hp9_162_k_a_d-001	80KE
○ HP-Bi ₂ O ₃ : A2B3_hp20_159_bc_2c-001	XT2J	• Trigonal Au ₇ P ₁₀ I: A7BC10_hp18_162_ceg_a_hk-001	RQ68
○ YbBaCo ₄ O ₇ : AB4C7D_hp26_159_b_ac_a2c_b-001	ZUBF	P31c (163):	
○ Nierite (α -Si ₃ N ₄): A4B3_hp28_159_ab2c_2c-001	9UA2	○ NaSbF ₄ (OH) ₂ (<i>J</i> 1 ₁₂): A6BC_hp16_163_i_b_c-001	KLNT
R3m (160):		○ Colquiriite (LiCaAlF ₆): ABC6D_hp18_163_c_b_i_d-001	8D1V
• GeTe: AB_hr2_160_a_a-002	8379	• β -Na ₂ GeTeO ₆ : AB2C6D_hp20_163_c_f_i_a-001	UZBW
○ Carbonyl Sulphide (COS, F0 ₂): ABC_hr3_160_a_a_a-001	V77F	• Mn ₃ Si ₂ Te ₆ : A3B2C6_hp22_163_cf_e_i-001	ELBO
• Rhombohedral MoS ₂ : AB2_hr3_160_a_2a-001	EW06	• Trigonal Cr ₅ S ₆ : A5B6_hp22_163_abcf_i-001	Z6CB
○ H ₃ S (130 GPa): A3B_hr4_160_b_a-001	P2LA	○ KAg(CN) ₂ (<i>F</i> 5 ₁₀): AB2CD2_hp36_163_h_i_bf_i-001	JLGL
• Grimaldiite (α -CrOOH): ABC2_hr4_160_a_a_2a-002	LP35	• Si ₂ Te ₃ : A7B3_hp40_163_e2i_i-001	MVBJ
• CrCuS ₂ : ABC2_hr4_160_a_a_2a-003	BC9T	P3m1 (164):	
• γ -GaSe: AB_hr4_160_2a_2a-001	M3V5	○ ω Phase (CdI ₂ , C6): AB2_hp3_164_a_d-001	32EZ
○ KBrO ₃ (<i>G</i> 0 ₇): ABC3_hr5_160_a_a_b-001	OZSQ	○ Zlatogorite (CuNiSb ₂): ABC2_hp4_164_a_b_d-001	PUFU
○ γ -Potassium Nitrate (KNO ₃): ABC3_hr5_160_a_a_b-002	V4KY	○ D0 ₁₃ (AlCl ₃) (<i>Obsolete</i>): AB3_hp4_164_a_bd-001	K2MJ
• Rhombohedral BaTiO ₃ : AB3C_hr5_160_a_b_a-001	X85U	○ Al ₃ Ni ₂ (<i>D</i> 5 ₁₃): A3B2_hp5_164_ad_d-001	EUFT
○ Moissanite 9R (CSi): AB_hr6_160_3a_3a-001	T8Y7	○ La ₂ O ₃ (<i>D</i> 5 ₂): A2B3_hp5_164_d_ad-001	D3QE
○ Millerite (NiS, <i>B</i> 13): AB_hr6_160_b_b-001	MV4U	○ Ce ₂ O ₂ S: A2B2C_hp5_164_d_d_a-002	FG79
○ Cronstedtite Fe(Fe,Si)[(OH) ₂ O]O ₃ OH, <i>S</i> 5 ₇ : AB3C2D_hr7_160_a_b_2a_a-001	H9NP	○ Brucite [Mg(OH) ₂]: A2BC2_hp5_164_d_a_d-001	N2MR
• Sn ₄ As ₃ : A3B4_hr7_160_3a_4a-001	RN9C	• β -CuI (Keen-Hull): A2B_hp6_164_2d_d-001	TVVQ
• Fe _{5-δ} GeTe ₂ : A5BC2_hr8_160_5a_a_2a-001	6V4S	• Nukundamite [(Cu _{1-x} Fe _x) ₄ S ₄]: ABC2_hp8_164_d_d_cd-001	CG4B
○ Moissanite-15R (SiC, <i>B</i> 7): AB_hr10_160_5a_5a-001	KX5G	○ δ_{II}^I -NW ₂ : AB2_hp9_164_ad_c2d-001	Z07R
○ Fe ₃ PO ₇ : A3B7C_hr11_160_b_a2b_a-001	JN4A	○ K ₂ Pt(SCN) ₆ (<i>H</i> 6 ₃):	

A2BC6_hP9_164_d_a_i-001	F3SY	• α -NaFeO ₂ :	
◦ Bararite [Trigonal (NH ₄) ₂ SiF ₆ , <i>J</i> 1 ₆]:		ABC2_hr4_166_a_b_c-009	5FG5
A6B2C_hP9_164_i_d_a-001	4BR9	◦ Bi ₂ Te ₃ (<i>C</i> 33):	
◦ K ₂ GeF ₆ (<i>J</i> 1 ₁₃):		A2B3_hr5_166_c_ac-001	NGV5
A6BC2_hP9_164_i_a_d-001	2HX1	◦ SmSI:	
• Li ₇ Pb ₂ :		ABC_hr6_166_c_c_c-001	YTD1
A7B2_hP9_164_ac2d_d-001	FCSA	◦ CaSi ₂ (<i>C</i> 12):	
• K ₂ Hg ₇ :		AB2_hr6_166_c_2c-002	85MW
A7B2_hP9_164_ai_d-001	QCMW	◦ CaUO ₄ :	
◦ Jacutingaite (Pt ₂ HgSe ₃):		AB4C_hr6_166_a_2c_b-001	MMVG
AB2C3_hP12_164_d_ae_i-001	DCW7	• YOF:	
◦ Nevskite (BiSe):		ABC_hr6_166_c_c_c-002	DGDK
AB_hp12_164_c2d_c2d-001	UEMM	◦ Mo ₂ B ₅ (<i>D</i> 8 _i):	
• Kapellasite (Cu ₃ Zn(OH) ₆ Cl ₂):		A5B2_hr7_166_a2c_c-001	WZKM
A2B3C6D_hP12_164_d_e_i_a-001	K216	◦ CaC ₆ :	
• MnBi ₄ Te ₇ :		A6B_hr7_166_f_b-001	N45M
A4BC7_hP12_164_2d_a_bc2d-001	SPWJ	◦ Al ₄ C ₃ (<i>D</i> 7 ₁):	
• AgBiSe ₂ :		A4B3_hr7_166_2c_ac-001	YAHB
ABC2_hP12_164_ad_bd_c2d-001	1TV2	◦ MnBi ₂ Te ₄ :	
• Trigonal α -Ca ₂ SiO ₄ :		A2BC4_hr7_166_c_a_2c-002	MU2V
A2B4C_hP14_164_abd_di_d-001	DBUP	◦ Shandite (Ni ₃ Pb ₂ S ₂):	
• Aphthitalite/Glaserite [K ₃ Na(SO ₄) ₂]:		A3B2C2_hr7_166_d_ab_c-001	SD1B
A3BC8D2_hP14_164_ad_b_di_d-001	9RQB	◦ CaCu ₄ P ₂ :	
• Ba ₃ SrTa ₂ O ₉ :		AB4C2_hr7_166_a_2c_c-001	SFS1
A3B9CD2_hP15_164_ad_ei_b_d-001	4LGS	• YbFe ₂ O ₄ :	
• Li ₁₃ Sn ₅ :		A2B4C_hr7_166_c_2c_a-001	EVRK
A13B5_hP18_164_a2c4d_b2d-001	G8A6	• In ₃ Se ₄ :	
◦ Predicted Li ₂ MgH ₁₆ 300 GPa:		A3B4_hr7_166_ac_2c-001	DJRQ
A16B2C_hP19_164_2d2i_d_a-001	LLDQ	• Bi ₄ Te ₃ :	
• YCu ₃ (OH) ₆ Cl ₃ :		A4B3_hr7_166_2c_ac-002	MVZB
ABC2D2E_hP21_164_bd_e_i_i_ac-001	1PRT	• GeSb ₂ Te ₄ :	
P3c1 (165):		AB2C4_hr7_166_a_c_2c-002	5J2E
◦ H ₃ Ho:		◦ β -Potassium Nitrate (KNO ₃):	
A3B_hP24_165_adg_f-001	V86P	ABC6_hr8_166_a_b_h-001	XD6C
◦ Cu ₃ P (<i>D</i> 0 ₂₁):		• SnP ₃ :	
A3B_hP24_165_bdg_f-001	Z2X0	A3B_hr8_166_h_c-001	JF25
• Nb ₂ Mn ₄ O ₉ :		• Fe ₃ Sn ₂ :	
A4B2C9_hP30_165_2d_c_fg-001	GPQH	A3B2_hr10_166_h_2c-001	KQQW
• Li ₉ Al ₃ (P ₂ O ₇) ₃ (PO ₄) ₂ :		• Al ₆ C ₃ N ₂ :	
A3B9C29D8_hP98_165_f_bdg_df4g_dg-001	JRX6	A6B3C2_hr11_166_3c_ac_c-001	T8T4
R3m (166):		• Li ₈ Pb ₂ :	
◦ β -Po (<i>A</i> _{<i>i</i>}):		A8B3_hr11_166_4c_ac-001	758U
A_hr1_166_a-001	RUSN	◦ α -B (<i>R</i> -12):	
◦ α -Hg (<i>A</i> 10):		A_hr12_166_2h-001	1Y2H
A_hr1_166_a-002	8ZQP	• ThB ₂ C:	
◦ Rhombohedral CuPt (<i>L</i> 1 ₁):		A2BC_hr12_166_g_d_ac-001	AFH9
AB_hr2_166_a_b-001	3A9R	• NbBe ₃ :	
◦ α -As (<i>A</i> 7):		A3B_hr12_166_ach_bc-001	3QUZ
A_hr2_166_c-001	F2V5	• BaPb ₃ :	
◦ Rhombohedral Graphite:		AB3_hr12_166_ac_eh-001	NHXQ
A_hr2_166_c-002	NXUA	◦ Fe ₇ W ₆ (<i>D</i> 8 ₅) μ -phase:	
◦ β -O ₂ :		A7B6_hr13_166_ah_3c-001	MXB3
A_hr2_166_c-003	KTHO	• Ba ₃ Cr ₂ O ₈ :	
◦ KSH (<i>B</i> 22):		A3B2C8_hr13_166_ac_c_ch-002	7UDV
AB_hr2_166_a_b-003	HA1H	• Na ₂ Mn ₃ Cl ₈ :	
◦ α -Sm (<i>C</i> 19):		A8B3C2_hr13_166_ch_e_c-001	799E
A_hr3_166_ac-001	MPB6	◦ B ₁₃ C ₂ "B ₄ C" (<i>D</i> 1 _g):	
• CdCl ₂ :		A13B2_hr15_166_a2h_c-001	PZDF
AB2_hr3_166_a_c-004	TKCJ	• Al ₈ C ₃ N ₄ :	
◦ Caswellsilverite (CrNaS ₂ , <i>F</i> 5 ₁):		A8B3C4_hr15_166_4c_ac_2c-001	HGYT
ABC2_hr4_166_a_b_c-001	J6ND	◦ TaTi ₇ (<i>BCC</i> SQS-16):	
◦ Rhombohedral Delafossite (CuFeO ₂):		AB7_hr16_166_c_c2h-001	56NK
ABC2_hr4_166_a_b_c-004	Y8C3	• MnBi ₆ Te ₁₀ :	
		A6BC10_hr17_166_3c_a_5c-001	LD13

• Er ₂ Co ₇ :			
A7B2_hR18_166_a2cdh_2c-001	VGKE		
• Th ₂ Zn ₁₇ :			
A2B17_hR19_166_c_cdfh-001	PZ2T		
• Nb ₂ Be ₁₇ :			
A17B2_hR19_166_cegh_c-001	3JAE		
• Ba ₄ NbRu ₃ O ₁₂ :			
A4BC12D3_hR20_166_2c_a_2h_bc-001	9CFG		
• High Temperature K ₂ LiAlF ₆ :			
AB6C2D_hR20_166_ab_2h_2c_c-001	KTF5		
• Mn ₂ La ₃ Sb ₃ O ₁₄ :			
A3B2C14D3_hR22_166_d_ab_c2h_e-001	6NJM		
◦ Rhombohedral CuTi ₂ S ₄ :			
AB4C2_hR28_166_2c_2c2h_abh-001	8BYU		
◦ Chabazite (Ca _{1.4} Sr _{0.3} Al _{3.8} Si _{8.3} O ₂₄ ·13H ₂ O, S ₃₄ (I)):			
A5B21C24D12_hR62_166_a2c_ehi_fg2h_i-001	2K92		
◦ β-B (R-105):			
A_hR105_166_ac9h4i-001	Y6TF		
R3c (167):			
◦ FeF ₃ (D ₀₁₂):			
A3B_hR8_167_e_b-001	GPY3		
◦ Corundum (α-alumina, Al ₂ O ₃ , D ₅₁):			
A2B3_hR10_167_c_e-001	CBQY		
◦ Paraelectric LiNbO ₃ :			
ABC3_hR10_167_a_b_e-001	TXPE		
◦ Calcite (CaCO ₃ , G ₀₁):			
ABC3_hR10_167_a_b_e-002	UVUF		
◦ PrNiO ₃ :			
AB3C_hR10_167_b_e_a-001	XMCY		
• Rhombohedral Al ₅ Mo:			
A5B_hR12_167_ce_b-001	584Z		
◦ CrCl ₃ (H ₂ O) ₆ (J ₂):			
A3BC6_hR20_167_e_b_f-001	YFN8		
• AgRuO ₃ :			
AB3C_hR20_167_c_f_c-001	QQE1		
◦ Rinneite (K ₃ NaFeCl ₆):			
A6BC3D_hR22_167_f_b_e_a-001	PYAM		
• ScRh ₃ Si ₇ :			
A3BC7_hR22_167_e_b_af-001	NS5K		
◦ KBO ₂ (F ₅₁₃):			
ABC2_hR24_167_e_e_2e-001	L33F		
◦ Cs ₃ Tl ₂ Cl ₉ (K ₇):			
A9B3C2_hR28_167_ef_e_c-001	7M03		
◦ β-BaB ₂ O ₄ (High Temperature):			
A2BC4_hR42_167_f_ac_2f-001	RYPV		
• MoP ₃ SiO ₁₁ (Rhombohedral Model):			
AB11C3D_hR64_167_c_be3f_f_c-001	A76C		
◦ Zr ₂₁ Re ₂₅ :			
A25B21_hR92_167_b2e3f_e3f-001	1BVC		
P6 (168):			
◦ K ₂ Ta ₄ O ₉ F ₄ :			
A2B13C4_hP57_168_d_c6d_2d-001	6140		
◦ Al[PO ₄]:			
AB4C_hP72_168_2d_8d_2d-001	5X6W		
P6₁ (169):			
◦ Al ₂ S ₃ :			
A2B3_hP30_169_2a_3a-001	OWYL		
P6₅ (170):			
◦ Al ₂ S ₃ :			
A2B3_hP30_170_2a_3a-001	G6GN		
P6₂ (171):			
◦ Sr[S ₂ O ₆][H ₂ O] ₄ :			
A10B2C_hP39_171_5c_c_a-001	WCPM		
P6₄ (172):			
◦ Sr[S ₂ O ₆][H ₂ O] ₄ :			
A10B2C_hP39_172_5c_c_a-001	XXQ8		
P6₃ (173):			
◦ PI ₃ :			
A3B_hP8_173_c_b-001	RB2M		
◦ α-LiIO ₃ :			
ABC3_hP10_173_b_a_c-001	DF6Y		
◦ β-Si ₃ N ₄ :			
A4B3_hP14_173_bc_c-001	Y4EE		
◦ LiKSO ₄ (H ₁₄):			
ABC4D_hP14_173_a_b_bc_b-001	F86C		
◦ La ₃ CuSi ₇ :			
AB3C7D_hP24_173_a_c_b2c_b-001	H1TU		
◦ P ₆₃ La ₃ BWO ₉ :			
AB3C9D_hP28_173_a_c_3c_b-001	DVKH		
◦ Crancrinite (Na ₆ Ca ₂ Al ₆ Si ₆ O ₂₄ (CO ₃) ₂ , S ₃₃ (I)):			
A3BCD3E15F3_hP52_173_c_b_b_c_5c_c-001	7U5Z		
P6 (174):			
◦ GdSi:			
ABC_hP12_174_aj_dk_ej-001	4BHM		
◦ Fe ₁₂ Zr ₂ P ₇ :			
A12B7C2_hP21_174_2j2k_ajk_cf-001	EE97		
• Tl ₃ Ga ₉ Si ₁₃ O ₂ :			
A9B2C13D3_hP27_174_jl_i_ajkl_bcd-001	Q3WS		
• Stützite (Ag _{5-x} Te ₃):			
A12B7_hP57_174_2j2k4l_ghi3j2k-001	T2R2		
P6/m (175):			
◦ Nb ₇ Ru ₆ B ₈ :			
A8B7C6_hP21_175_ck_aj_k-001	F86A		
◦ Mg[NH]:			
ABC_hP36_175_jk_jk_jk-001	12DH		
• Na ₄ Ge ₁₃ :			
A19B10_hP58_175_e2j2kl_djl-001	XPLN		
• Ag ₅₁ Gd ₁₄ :			
A27B7_hP68_175_chjk3l_ejk-001	V9AH		
P6₃/m (176):			
◦ UCl ₃ :			
A3B_hP8_176_h_c-001	CZNF		
◦ Er ₃ Ru ₂ :			
A3B2_hP10_176_h_bc-001	1QZH		
• LaRu ₃ Si ₂ :			
AB3C2_hP12_176_b_h_f-001	JSY8		
◦ TlFe ₃ Te ₃ :			
A3B3C_hP14_176_h_h_c-001	BQR4		
◦ β-Si ₃ N ₄ :			
A4B3_hP14_176_ch_h-001	YEJK		
• Nb ₃ Te ₄ :			
A3B4_hP14_176_h_ch-002	FUM3		
◦ Th ₇ S ₁₂ (D _{8k}):			
A3B2_hP20_176_2h_ah-001	X9DF		
• ζ-Cu ₁₀ Sn ₃ :			
A10B3_hP26_176_bcfi_h-001	YGNT		
• Cu ₁₀ Sb ₃ :			
A10B3_hP26_176_c3h_h-001	4QXQ		
◦ K ₃ W ₂ Cl ₉ (K ₇₁):			
A9B3C2_hP28_176_hi_af_f-001	XV4Y		
◦ Rh ₂₀ Si ₁₃ :			
A10B7_hP34_176_c3h_b2h-001	L6DT		
◦ Fe ₂ (CO) ₉ (F ₄₁):			
A9B2C9_hP40_176_hi_f_hi-001	858V		
◦ Fluorapatite [Ca ₅ F(PO ₄) ₃ , H ₅₇]:			
A5BC12D3_hP42_176_fh_a_2hi_h-001	KHCK		

• Lead Apatite [Pb ₁₀ (PO ₄) ₆ O]:			
A14B3C5_hP44_176_e2hi_h_fh-001	4302		
• YBa ₃ B ₉ O ₁₈ :			
A9B3C18D_hP62_176_hi_af_2h2i_b-001	PC4V		
• Na ₅ Co _{15.5} Te ₆ O ₃₆ (NCTO):			
A7B5C18D3_hP66_176_ci_bef_2h2i_h-001	KL15		
• Nb ₇ Rh ₆ B ₈ :			
A8B7C6_hP126_176_2h3i_acd6h_3i-001	01SA		
P6₂₂ (177):			
◦ Hypothetical Hexagonal SiO ₂ :			
A2B_hP36_177_j21m_n-001	XNAH		
• [Fe(OMe) ₂ (proline)] ₁₂ [ClO ₄] ₁₂ :			
A7BCD15EF12_hP444_177_7n_n_jl_15n_n_12n-001	TXX6		
P6₁₂₂ (178):			
◦ Sc-V (High-Pressure):			
A_hP6_178_a-001	Z993		
◦ AuF ₃ :			
AB3_hP24_178_b_ac-001	UBNE		
• CsCuCl ₃ :			
A3BC_hP30_178_bc_b_a-001	8791		
• Zr ₅ Ir ₃ :			
A3B5_hP48_178_ac_a2bc-001	15N7		
P6₅₂₂ (179):			
◦ AuF ₃ :			
AB3_hP24_179_b_ac-001	45S0		
• Sc(H ₂ O) ₂ [BP ₂ O ₈]·H ₂ O:			
AB4C12D2E_hP120_179_b_2c_6c_c_b-001	1CPH		
P6₂₂ (180):			
◦ β-SiO ₂ (C8):			
A2B_hP9_180_i_d-001	MK1H		
◦ CrSi ₂ (C40):			
AB2_hP9_180_c_i-001	3K6M		
◦ Mg ₂ Ni (C _a):			
A2B_hP18_180_fj_ac-001	TDY8		
◦ Hg ₂ O ₂ NaI:			
A2BCD2_hP18_180_f_c_b_i-001	TQOB		
• Rhadophane (CePO ₄):			
AB4C_hP18_180_c_k_d-001	QL18		
• CsC ₈ :			
A8B_hP27_180_2ik_d-001	T338		
P6₄₂₂ (181):			
◦ β-SiO ₂ (C8):			
A2B_hP9_181_i_d-001	VH37		
• Co[Au(CN) ₂] ₂ :			
A2B4CD4_hP66_181_k_2k_f_2k-001	R3D2		
• β-Eucryptite (LiAlSiO ₄):			
ABC4D_hP84_181_gi_bcf_4k_hj-001	N1MQ		
P6₃₂₂ (182):			
◦ Bainite (Fe ₃ C):			
AB3_hP8_182_c_g-001	JRHU		
◦ E ₂₃ (LiIO ₃) (<i>Obsolete</i>):			
ABC3_hP10_182_c_b_g-001	6B26		
• WAl ₅ :			
A5B_hP12_182_bcg_d-001	BQ6N		
◦ BaAl ₂ O ₄ (H ₂₈):			
A2BC6_hP18_182_f_b_gh-001	6VW9		
• CoNb ₃ S ₆ :			
AB3C6_hP20_182_c_af_i-001	A0VJ		
• Na ₂ Co ₂ TeO ₆ :			
A2B13C6D_hP44_182_bc_a2i_i_d-001	1XST		
P6mm (183):			
◦ AuCN:			
		ABC_hP3_183_a_a_a-001	Q8EL
		◦ CrFe ₃ NiSn ₅ :	
		AB_hP6_183_c_ab-001	C57U
		• Ta ₂₁ Te ₁₃ :	
		A21B13_hP136_183_abc3d6e2f_2ab3d5e-001	7BEE
		P6cc (184):	
		◦ Al[PO ₄] (Framework type AFI):	
		AB4C_hP72_184_d_4d_d-001	72JS
		• NaTi ₂ (PS ₄) ₃ :	
		A13B6C24D4_hP188_184_2a4d_2d_8d_bd-001	7PRY
		P6_{3cm} (185):	
		◦ β-RuCl ₃ :	
		A3B_hP8_185_c_a-001	5RVU
		◦ Cu ₃ P:	
		A3B_hP24_185_ab2c_c-001	L8U5
		◦ Na ₃ As:	
		AB3_hP24_185_c_ab2c-001	3ERL
		◦ KNiCl ₃ :	
		A3BC_hP30_185_cd_c_ab-001	PKFR
		• LuMnO ₃ :	
		ABC3_hP30_185_ab_c_ab2c-001	YGS5
		• Stibiopalladinite (Pd ₅ Sb ₂):	
		A5B2_hP42_185_ab4c_abc-001	04LT
		• Sr ₈ Os _{6.3} O ₂₄ :	
		A36B11C12_hP118_185_4c4d_a2b2c_ab3c-001	AL94
		P6_{3mc} (186):	
		◦ Original BN (B12) (<i>Obsolete</i>):	
		AB_hP4_186_b_a-001	QUDC
		◦ Wurtzite (ZnS, B4):	
		AB_hP4_186_b_b-001	6CGK
		◦ Buckled Graphite:	
		A_hP4_186_ab-001	F6SX
		◦ C27 (CdI ₂) (<i>Questionable</i>):	
		AB2_hP6_186_b_ab-001	G4EJ
		• LiGaGe Crystal:	
		ABC_hP6_186_b_b_a-003	ZZ7U
		◦ Moissanite-4H SiC (B5):	
		AB_hP8_186_ab_ab-001	FSH2
		◦ Cd(OH)Cl (E0 ₃):	
		ABCD_hP8_186_b_b_a_a-001	R9CA
		• O ₂ -LiCoO ₂ :	
		ABC2_hP8_186_b_b_ab-001	5BYD
		◦ Moissanite-6H SiC (B6):	
		AB_hP12_186_a2b_a2b-001	NYRK
		• O ₄ -LiCoO ₂ :	
		ABC2_hP16_186_ab_ab_a3b-001	3DYH
		• δ-GaSe:	
		AB_hP16_186_2a2b_2a2b-001	W6UW
		◦ Al ₅ C ₃ N (E9 ₄):	
		A5B3C_hP18_186_2a3b_2ab_b-001	KHLK
		◦ Fe ₃ Th ₇ (D10 ₂):	
		A3B7_hP20_186_c_b2c-001	VGVG
		• HPC-Bi ₂ O ₃ :	
		A2B3_hP20_186_bc_2c-001	14M3
		• Ti ₃ Al ₂ N ₂ :	
		A2B4C5_hP22_186_ab_4b_a4b-001	7JMK
		◦ Zn ₂ Mo ₃ O ₈ :	
		A3B8C2_hP26_186_c_ab2c_2b-001	DG1Q
		◦ Swedenborgite (NaBe ₄ SbO ₇ , E9 ₂):	
		A4BC7D_hP26_186_ac_b_a2c_b-001	QF4S
		• Al ₇ C ₃ N ₃ :	
		A7B3C3_hP26_186_3a4b_2ab_a2b-001	JALT
		◦ LiClO ₄ ·3H ₂ O (H ₄₁₈):	

AB6CD7_hP30_186_b_d_a_b2c-001	TXNW	AB3C_hP20_190_ac_i_f-001	XJYL
○ Nd(BrO ₃) ₃ ·9H ₂ O (<i>G</i> ₂):		○ Troilite (FeS):	
A3B9CD9_hP44_186_c_3c_b_cd-001	776H	AB_hP24_190_i_afh-001	6ZXP
● Ca ₅ Pb ₃ :		○ Bastnäsite [CeF(CO ₃), <i>G</i> ₇₁]:	
A5B3_hP48_186_3cd_3c-001	XPM6	ABCD3_hP36_190_h_g_af_hi-001	XFRG
● Ce ₂₄ Co ₁₁ :		<hr/>	
A24B11_hP70_186_2ab7c_ab3c-001	D6S6	P6/mmm (191):	
<hr/>		○ Simple Hexagonal (HgSn ₆₋₁₀ <i>A</i> _{<i>f</i>}):	
P6m2 (187):		A_hP1_191_a-001	3V7H
○ Tungsten Carbide (WC, <i>B_h</i>):		○ Hexagonal ω (<i>C</i> ₃₂):	
AB_hP2_187_a_d-001	X4K0	AB2_hP3_191_a_d-001	75K4
○ BaPtSb:		○ Li ₃ N:	
ABC_hP3_187_b_c_e-001	NKMF	A3B_hP4_191_bc_a-001	RYZL
○ Re ₃ N:		○ Cu ₂ Te (<i>C_h</i>):	
AB3_hP4_187_a_bh-001	6BD5	A2B_hP6_191_h_e-001	X9YK
● ZrTaNO:		○ AlB ₄ Mg:	
ABCD_hP4_187_c_b_a_f-001	84DL	AB4C_hP6_191_a_h_b-001	PDN7
● Ti ₂ InB ₂ :		○ CaCu ₅ (<i>D</i> _{2d}):	
A2BC2_hP5_187_ac_b_i-001	AJFU	AB5_hP6_191_a_cg-001	F7Y6
● β-CuI (Bührer-Hälg):		○ CoSn (<i>B</i> ₃₅):	
A2B_hP6_187_gi_ad-001	P31P	AB_hP6_191_f_ad-001	Z7YH
● ε-GaSe:		● Zr ₄ Al ₃ :	
AB_hP8_187_gh_gh-001	M3JC	A3B4_hP7_191_f_de-001	AMP4
● LiCo ₆ P ₄ :		● KV ₃ Sb ₅ :	
A6BC4_hP11_187_jk_a_ck-001	NFL9	AB5C3_hP9_191_b_ah_f-001	F3TR
○ Cr-233 Quasi-One-Dimensional Superconductor		○ Hexagonal WO ₃ :	
(K ₂ Cr ₃ As ₃):		A3B_hP12_191_g_l_f-001	SQAX
A3B3C2_hP16_187_jk_jk_ak-001	XP6Z	● Lucabindiite (KAs ₄ O ₆ Cl):	
○ Cs ₇ O:		A4BCD6_hP12_191_h_a_b_i-001	4NVE
A7B_hP24_187_ah2j2kn_j-001	BZC9	● BaFe ₂ Al ₉ :	
<hr/>		A9BC2_hP12_191_fm_a_c-001	CSJ8
P6c2 (188):		○ <i>D</i> _{2a} (approximate TiBe ₁₂):	
○ LiScI ₃ :		A12B_hP13_191_cdei_a-001	FEUM
A3BC_hP10_188_k_a_c-001	BL96	● HfFe ₆ Ge ₆ :	
● Sr ₂ Be ₂ B ₂ O ₇ :		A6B6C_hP13_191_i_cde_a-002	4E59
A2B2C7D2_hP26_188_i_h_cl_ab-001	FFAL	<hr/>	
○ BaSi ₄ O ₉ (<i>S</i> ₃₂):		P6/mcc (192):	
AB9C4_hP28_188_a_kl_ck-001	2DJ4	○ Beryl (Be ₃ Al ₂ Si ₆ O ₁₈ , <i>S</i> ₃₁):	
<hr/>		A2B3C18D6_hP58_192_c_f_lm_l-001	52T5
P62m (189):		○ AlPO ₄ :	
● Th ₃ Pd ₅ :		AB2_hP72_192_m_j2k1-001	M1VB
A5B3_hP8_189_cf_g-001	K8CX	● Osumilite (KMg ₂ Al ₃ Si ₁₂ O ₃₀):	
○ Barringerite (Revised Fe ₂ P, <i>C</i> ₂₂) Crystal:		A3BC2D30E12_hP96_192_f_a_c_l2m_m-001	FPN8
A2B_hP9_189_fg_ad-001	6UK2	<hr/>	
○ ZrNiAl:		P6₃/mcm (193):	
ABC_hP9_189_f_bc_g-003	OT4U	○ Mavlyanovite (Mn ₅ Si ₃ , <i>D</i> ₈₈):	
● β ₁ -K ₂ UF ₆ :		A5B3_hP16_193_dg_g-001	AQ0J
A6B2C_hP9_189_fg_c_b-001	XTDJ	○ Ti ₅ Ga ₄ :	
● NaO:		A4B5_hP18_193_bg_dg-001	443S
AB_hP12_189_fg_eh-001	PQWK	○ <i>D</i> ₀₆ (Tysonite, LaF ₃) (<i>Obsolete</i>):	
○ π-FeMg ₃ Al ₈ Si ₆ (<i>E</i> _{9b}):		A3B_hP24_193_ack_g-001	JJ07
A8BC3D6_hP18_189_agh_b_f_i-001	WS3B	● Ordered TmBO ₃ :	
○ π-FeMg ₃ Al ₉ Si ₅ :		AB3C_hP30_193_g_gk_bd-001	AE3Q
A9BC3D5_hP18_189_fi_a_g_bh-001	OWD7	<hr/>	
● Hexagonal Au ₇ P ₁₀ I:		P6₃/mmc (194):	
A7BC10_hP18_189_ceg_a_hi-001	16HD	○ Hexagonal Close Packed (Mg, <i>A</i> ₃ , hcp):	
● CsCrF ₄ :		A_hP2_194_c-001	LZW5
ABC4_hP18_189_f_g_fgj-001	6BNK	○ Nickeline (NiAs, <i>B</i> ₈₁):	
● Ca ₅ Ir ₃ O ₁₂ :		AB_hP4_194_c_a-001	Y3TN
A5B3C12_hP20_189_dg_f_2gj-001	8TFL	○ BN (<i>B_k</i>):	
<hr/>		AB_hP4_194_c_d-001	SHYT
P62c (190):		○ α-La (<i>A</i> _{3'}):	
○ α-Sm ₃ Ge ₅ (High-temperature):		A_hP4_194_ac-001	9631
A5B3_hP16_190_bch_g-001	PJF4	○ Hexagonal Graphite (<i>A</i> ₉):	
○ Li ₂ Sb:		A_hP4_194_bc-001	W4SC
A2B_hP18_190_gh_bf-001	DA98	○ Lonsdaleite (Hexagonal Diamond):	
○ CsSO ₃ (<i>K</i> ₁₂):		A_hP4_194_f-001	4AMD

○ LiZn ₂ (<i>C_k</i>):		AB3C4_hP16_194_c_af_ef-001	53FU
AB_hP4_194_a_c-003	CY59		
○ <i>L'</i> ₃₀ (approximate Fe ₂ N):		A3B_hP16_194_gh_ac-001	7D2A
AB_hP4_194_c_a-003	Q425		
○ CaIn ₂ :		● OP4-LiNaCO ₂ O ₄ :	
AB2_hP6_194_b_f-001	21YK	A2BC2D4_hP18_194_f_a_cd_ef-001	C4AH
○ InNi ₂ (<i>B8₂</i>):		● Disordered YBO ₃ :	
AB2_hP6_194_c_ad-001	X5ZH	A3B5C_hP18_194_h_fh_a-001	3718
○ Molybdenite (MoS ₂ , <i>C7</i>):		● CeH ₉ :	
AB2_hP6_194_c_f-001	A8HJ	AB9_hP20_194_c_bfk-001	B62K
○ LiBC:		○ Proposed 300 GPa HfH ₁₀ :	
ABC_hP6_194_c_d_a-001	FOCN	A10B_hP22_194_bhj_c-001	MK58
○ Hypothetical Tetrahedrally Bonded Carbon with 3-Member Rings:		● Hexagonal Ti ₆ Sn ₅ :	
A_hP6_194_h-001	1BYJ	A5B6_hP22_194_ach_gh-001	09JW
● ReB ₂ :		○ MgNi ₂ Hexagonal Laves (<i>C36</i>):	
A2B_hP6_194_f_c-003	TH7D	AB2_hP24_194_ef_fgh-001	HV5V
● Hexagonal High-Temperature NbS ₂ :		○ Lu ₂ CoGa ₃ :	
AB2_hP6_194_b_f-002	Z5TL	AB3C2_hP24_194_f_k_bh-001	OGA4
○ Ni ₃ Sn (<i>D0₁₉</i>):		● VCO ₃ :	
A3B_hP8_194_h_c-001	LJF8	A3B_hP24_194_hk_bf-001	XEL5
○ Na ₃ As (<i>D0₁₈</i>):		● Hexagonal PuAl ₃ :	
AB3_hP8_194_c_bf-001	5M89	A3B_hP24_194_hk_bf-002	E109
○ AlCCr ₂ :		● Low Temperature NbSe ₂ :	
ABC2_hP8_194_c_a_f-007	NEW2	AB2_hP24_194_bh_fk-001	YM9E
○ AsTi (<i>B_i</i>):		● CeNi ₃ :	
AB_hP8_194_ac_f-004	E9RV	AB3_hP24_194_cf_abdk-001	1SSV
○ ReB ₃ :		○ Al ₉ Mn ₃ Si (<i>E9_c</i>):	
A3B_hP8_194_af_c-001	72PY	A9B3C_hP26_194_hk_h_a-001	KM59
○ Hexagonal Delafossite (CuFeO ₂):		● Hexagonal Vaterite (CaCO ₃):	
ABC2_hP8_194_a_c_f-005	Y6AL	A3BC9_hP26_194_h_a_hk-001	LCWU
● SnTaS ₂ :		● Na ₉ Pb ₄ (δ' -NaPb):	
A2BC_hP8_194_e_a_c-001	DG69	A9B4_hP26_194_ce3f_ef-001	J5ST
● NiMoP ₂ :		○ Co ₂ Al ₅ (<i>D8₁₁</i>):	
ABC2_hP8_194_b_a_f-001	D1PM	A5B2_hP28_194_ahk_ch-001	VX03
● LiO:		○ Cs ₃ Cr ₂ Cl ₉ :	
AB_hP8_194_ac_f-003	JV7G	A9B2C3_hP28_194_hk_f_bf-001	77Z6
● β -GaSe:		● Hexagonal Ba ₃ CoIr ₂ O ₉ :	
AB_hP8_194_f_f-003	BDG1	A3BC2D9_hP30_194_bf_a_f_hk-001	BHER
○ Pt ₂ Sn ₃ (<i>D5_b</i>):		● Hexagonal BaTiO ₃ :	
A2B3_hP10_194_f_bf-001	Y79W	AB3C_hP30_194_bf_hk_af-001	VHHA
○ Na _{0.74} CoO ₂ :		● BaLi ₄ :	
AB2C2_hP10_194_a_bc_f-001	6X9E	AB4_hP30_194_h_afhk-001	JAJR
○ EuIn ₂ P ₂ :		● Co ₃ W ₉ C ₄ :	
AB2C2_hP10_194_a_f_f-001	PL9Q	A2B3C3_hP32_194_cg_2h_k-001	JSHF
● β -Be ₃ N ₂ :		● Hexagonal α -Ca ₂ SiO ₄ :	
A3B2_hP10_194_bf_ac-001	CJUB	A3B12C_hP32_194_af_2k_c-001	CEQR
● BaNiO ₃ :		○ <i>S</i> ₃₄ (II) (Catapleite, Na ₂ Zr(SiO ₃) ₃ ·H ₂ O)	
ABC3_hP10_194_c_a_h-001	UTCF	(<i>Obsolete</i>):	
● High Temperature GdBO ₃ :		A3B2C9D3E_hP36_194_g_f_hk_h_a-001	6TN8
ABC3_hP10_194_c_a_h-002	R6VB	● Ce ₂ Ni ₇ :	
○ β -Tridymite (SiO ₂ , <i>C10</i>):		A2B7_hP36_194_2f_aefhk-001	AOTL
A2B_hP12_194_cg_f-001	3KTM	● Na ₁₃ Pb ₅ (γ -NaPb):	
○ MgZn ₂ Hexagonal Laves (<i>C14</i>):		A13B5_hP36_194_a2e4f_b2f-001	G1KV
AB2_hP12_194_f_ah-001	LL0C	● Th ₂ Ni ₁₇ :	
○ CMO:		A17B2_hP38_194_fgjk_bc-001	DQFR
AB_hP12_194_af_bf-001	Q5G8	● Barlowite [Cu ₄ FBr(OH) ₆]:	
○ Covellite (CuS, <i>B18</i>):		AB6CD6E6_hP40_194_c_gh_b_k_k-001	GN34
AB_hP12_194_cf_de-001	QPOQ	● Al ₂₃ V ₄ :	
● Fe ₃ GeTe ₂ :		A23B4_hP54_194_fh3k_ah-001	W4P8
A3BC2_hP12_194_ce_d_f-001	ANDB	● Ba ₆ Nd ₂ Ti ₄ O ₁₇ :	
○ W ₂ B ₅ (<i>D8_h</i>):		A6B2C17D4_hP58_194_ab2f_e_fh2k_2f-001	X8HZ
A5B2_hP14_194_abcf_f-001	S78A	○ β -Alumina (<i>D5₆</i> , Al ₂ O ₃):	
○ AlN ₃ Ti ₄ :		A2B3_hP60_194_3fk_cdef2k-001	T15Z
		○ Magnetoplumbite (PbFe ₁₂ O ₁₉):	
		A12B19C_hP64_194_ab2fk_efh2k_c-001	5L5V

• SrMg ₄ : A4B_hP90_194_e2fgh4k_hk-001	DU5B	• CuMo ₃ Cl ₇ : A7BC3_cP88_201_e2h_e_h-001	HF2G
P23 (195):		• KW ₃ Br ₇ : A28B5C12_cP90_201_e2h_bd_h-001	RMGB
• Cd ₈ As ₇ Cl: A7B12C_cP20_195_ag_3e_b-001	J7FX	• Ce ₆ Cd ₃₇ : A41B6_cP188_201_b2efg5h_h-001	D917
◦ PrRu ₄ P ₁₂ : A12BC4_cP34_195_2j_ab_2e-001	8SJC	Fm3 (202):	
F23 (196):		• α-CuZrF ₆ : AB12C_cF56_202_a_h_b-001	G65V
◦ Cu ₂ Fe[CN] ₆ : A12B2C_cF60_196_h_ac_b-001	DJ7F	◦ K ₃ Co(NO ₂) ₆ (<i>J</i> ₂₄): AB3C6D12_cF88_202_a_bc_e_h-001	G8R0
• Ca ₁₄ Zn ₆ Al ₁₀ O ₃₅ : A12B14C35D4_cF260_196_abeg_2ef_cef2h_e-001	JELG	◦ KB ₆ H ₆ : A6B6C_cF104_202_h_h_c-001	PZB0
• Li ₂₂ Si ₅ : A22B5_cF432_196_abcd6efg4h_2efg-001	GA7M	◦ FCC C ₆₀ Buckminsterfullerene: A_cF240_202_h2i-001	TVOE
I23 (197):		Fd3 (203):	
◦ Ga ₄ Ni: A4B_cI40_197_cde_c-001	PBV9	◦ Rb ₃ AsSe ₁₆ : AB3C16_cF160_203_a_bc_eg-001	HAGZ
• Hf ₁₀ Ta ₃ S ₃ : A11B3C2_cI64_197_cdf_e_c-001	8883	◦ Pyrochlore (Na ₃ Co(CO ₃) ₂ Cl): A2BCD3E6_cF208_203_e_c_d_f_g-001	LH7J
• γ-Bi ₂ O ₃ : A13B20_cI66_197_af_2cf-001	8111	◦ Tychite (Na ₆ Mg ₂ SO ₄ (CO ₃) ₄): A4B2C6D16E_cF232_203_e_c_f_eg_b-001	LJXD
P213 (198):		Im3 (204):	
◦ α-CO (<i>B</i> ₂₁): AB_cP8_198_a_a-001	LCVR	◦ Al ₁₂ W: A12B_cI26_204_g_a-001	JDL2
◦ FeSi (<i>B</i> ₂₀): AB_cP8_198_a_a-002	93P7	◦ Skutterudite (CoAs ₃ , <i>D</i> ₀₂): A3B_cI32_204_g_c-001	9U6F
◦ α-N (<i>P</i> ₂₁₃): A_cP8_198_2a-001	VHKA	◦ LaFe ₄ P ₁₂ : A4BC12_cI34_204_c_a_g-001	GXVQ
◦ Ullmanite (NiSSb, <i>F</i> ₀₁): ABC_cP12_198_a_a_a-001	VHP8	◦ Modern <i>C</i> ₂₆ (NO ₂): AB2_cI36_204_d_g-001	XJC7
◦ Ammonia (NH ₃ , <i>D</i> ₀₁): A3B_cP16_198_b_a-001	QTNQ	◦ NaMn ₇ O ₁₂ : A7BC12_cI40_204_bc_a_g-001	M5NA
◦ Sodium Chlorate (NaClO ₃ , <i>G</i> ₀₃): ABC3_cP20_198_a_a_b-001	QEXW	• CaCu ₃ Mn ₄ O ₁₂ : AB3C4D12_cI40_204_a_b_c_g-001	RGPS
◦ α-Carnegieite (NaAlSiO ₄ , <i>S</i> ₆₅): ABC4D_cP28_198_a_a_ab_a-001	M6W2	• Ru ₃ Be ₁₇ : A17B3_cI160_204_def2gh_g-001	92TS
◦ Na ₂ CaSiO ₄ (<i>S</i> ₆₆): AB2C4D_cP32_198_a_2a_ab_a-001	MFVM	◦ Bergman [Mg ₃₂ (Al,Zn) ₄₉]: AB32C48_cI162_204_a_2efg_2gh-001	9AQF
◦ Cubic Cu ₂ OSeO ₃ : A2B4C_cP56_198_ab_2a2b_2a-001	PZ2V	• YCd ₆ : A20B3_cI184_204_def3gh_g-001	HYXN
• Low Temperature CsW ₂ O ₆ : AB6C2_cP72_198_2a_4b_ab-001	WBDQ	Pa3 (205):	
• Langbeinite [K ₂ Mg ₂ (SO ₄) ₃]: A2B2C12D3_cP76_198_2a_2a_4b_b-001	98LD	◦ α-N (<i>Pa</i> ₃): A_cP8_205_c-001	84Y3
I213 (199):		◦ Pyrite (FeS ₂ , <i>C</i> ₂): AB2_cP12_205_a_c-001	M44S
◦ CoU (<i>B</i> _a): AB_cI16_199_a_a-001	TFMD	◦ SC16 (CuCl): AB_cP16_205_c_c-001	F4G8
• Corderoite (α-Hg ₃ S ₂ Cl ₂): A2B3C2_cI28_199_a_b_a-002	VYHG	◦ NaSbF ₆ : A6BC_cP32_205_d_a_b-001	N7XD
◦ <i>C</i> _{26a} (NO ₂) (<i>Obsolete</i>): AB2_cI36_199_b_c-001	VGMG	◦ Pb(NO ₃) ₂ (<i>G</i> ₂₁): A2B6C_cP36_205_c_d_a-001	LPJD
Pm3 (200):		◦ SnI ₄ (<i>D</i> ₁₁): A4B_cP40_205_cd_c-001	MJPK
• CsHgN ₃ O ₆ : ABC3D6_cP11_200_a_b_c_f-001	4JP4	◦ ZrP ₂ O ₇ (<i>K</i> ₆₁) High-Temperature: A7B2C_cP40_205_ad_c_b-001	NTUQ
• C-AlRuNi (Al ₂₀ Ni ₃ Ru ₅): A23B2C6_cP31_200_cij_ab_f-001	L1EN	◦ Zn(BrO ₃) ₂ · 6H ₂ O (<i>J</i> ₁₀): A2B6C6D_cP60_205_c_d_d_a-001	QOQA
◦ Mg ₂ Zn ₁₁ (<i>D</i> _{8c}): A2B11_cP39_200_f_begik-001	8FHP	◦ <i>H</i> ₆₄ [Ni(NO ₃) ₂ (NH ₃) ₆] (<i>Obsolete</i>): A2B6C6D_cP60_205_c_d_a_d-001	GED2
Pn3 (201):		◦ CaB ₂ O ₄ (IV): A2BC4_cP84_205_d_ac_2d-001	TZRB
◦ KSbO ₃ (High-Temperature): AB3C_cP60_201_be_fh_g-001	WXOM	◦ NaCr(SO ₄) ₂ · 12H ₂ O Alum:	
◦ Bi ₃ Ru ₃ O ₁₁ : A3B11C3_cP68_201_be_efh_g-001	OWEU		

AB12CD8E2_cP96_205_a_2d_b_cd_c-001	AUGT	A3BC2_cI48_214_f_a_e-001	3JDV
○ γ -Alum [AlNa(SO ₄) ₂ · 12H ₂ O, <i>H</i> ₄₁₅]:		○ Ca ₃ PI ₃ :	
AB24CD20E2_cP192_205_a_4d_b_c3d_c-001	VBLW	A3B3C_cI56_214_g_h_a-001	4XVW
○ α -Alum [KAl(SO ₄) ₂ · 12H ₂ O, <i>H</i> ₄₁₃]:		● La ₃ Rh ₄ Sn ₁₃ :	
AB24CD28E2_cP224_205_a_4d_b_2c4d_c-001	MHB8	A3B4C13_cI320_214_gh_abgh_e4i-001	1DPD
○ Simple Cubic C ₆₀ Buckminsterfullerene:		P43m (215):	
A_cP240_205_10d-001	3VYE	○ Fe ₄ C:	
○ β -Alum [Al(NH ₃ CH ₃) ₂ (SO ₄) ₂ · 12H ₂ O, <i>H</i> ₄₁₄]:		AB4_cP5_215_a_e-001	WNQX
AB2C36D2E20F2_cP252_205_a_c_6d_c_c3d_c-001	SFC7	○ Sulvanite (Cu ₃ S ₄ V, <i>H</i> ₂₄):	
○ Ca ₃ Al ₂ O ₆ :		A3B4C_cP8_215_c_e_b-001	WCVT
A2B3C6_cP264_205_2d_ab2c2d_6d-001	Q2JD	○ Cubic Lazarevičite (AsCu ₃ S ₄):	
Ia3 (206):		AB3C4_cP8_215_a_c_e-001	31D9
○ BC8 (Si):		● Intermediate Temperature TmNi ₂ :	
A_cI16_206_c-001	83MZ	A2B_cP24_215_ei_ace-001	X751
○ Bixbyite (Mn ₂ O ₃ , <i>D</i> ₅₃):		○ γ -brass (Cu ₉ Al ₄ , <i>D</i> ₈₃):	
AB3C6_cI80_206_a_d_e-001	G3EF	A4B9_cP52_215_ei_3efgi-001	TRNX
○ AlLi ₃ N ₂ (<i>E</i> _{9d}):		● Palladseite (Pd ₁₇ Se ₁₅):	
AB3C2_cI96_206_c_e_ad-001	WEUP	A17B15_cP64_215_acg2i_f2i-001	55EV
● ZrTe ₃ O ₈ :		F43m (216):	
A8B3C_cI96_206_ce_d_a-001	3HHF	○ Zinblende (ZnAs, <i>B</i> ₃):	
P432 (207):		AB_cF8_216_a_c-001	TL8Z
○ Palladseite (Pd ₁₇ Se ₁₅):		○ Half-Heusler (AgAsMg, <i>C</i> _{1b}):	
A17B15_cP64_207_acfk_eij-001	8LHO	ABC_cF12_216_a_c_b-001	3BJR
P4₂32 (208):		○ Quaternary Heusler (LiMgAuSn):	
○ H ₃ P:		ABCD_cF16_216_a_b_c_d-001	4CEX
A3B_cP16_208_i_c-001	CCPW	○ Hg ₂ TiCu Inverse Heusler:	
○ Cs ₂ ZnFe[CN] ₆ :		AB2C_cF16_216_a_bc_d-001	4M8A
A6B2CD6E_cP64_208_m_ad_b_m_c-001	OHGH	○ AuBe ₅ (<i>C</i> _{15b}):	
● Na ₁₁ U ₅ O ₁₆ :		AB5_cF24_216_a_ce-001	3454
A11B16C5_cP64_208_bfh_adm_ce-001	NFNJ	○ High-Temperature Cubic KClO ₄ (<i>H</i> ₀₅):	
F432 (209):		ABC4_cF24_216_a_b_e-001	Q1UZ
○ KPF ₆ :		○ Theoretical cF40 AlN:	
A24BC_cF104_209_j_a_b-001	XBGM	AB_cF40_216_ae_be-001	3QP3
● PCN-20 [C ₁₄ CuO(H ₂ O) ₄]:		○ Room Temperature GaMo ₄ S ₈ :	
A14BC8D5_cF1344_209_7j_g_4j_g2j-001	5WNB	AB4C8_cF52_216_a_e_2e-001	BEEG
F4₁32 (210):		● LiGaCr ₄ O ₈ :	
○ MgB ₁₂ H ₁₂ [H ₂ O] ₁₂ :		A4BCD8_cF56_216_e_a_c_2e-001	1XJV
A12B36CD12_cF488_210_h_3h_a_fg-001	X29X	● Al ₁₃ Cr ₄ Si ₄ :	
○ Te[OH] ₆ :		A13B4C4_cF84_216_afg_e_e-001	5ADG
A12B6C_cF608_210_4h_2h_e-001	7K4Q	● Cubic Cr ₄ PtGa ₁₇ :	
I432 (211):		A4B17C_cF88_216_e_aefg_c-001	9Q9K
○ Hypothetical Cubic SiO ₂ :		● Gd ₄ RhIn:	
A2B_cI72_211_hi_i-001	NT1Y	A4BC_cF96_216_efg_e_e-001	39CF
P4₃32 (212):		● Ba ₃ In ₂ Zn ₅ O ₁₁ :	
○ SrSi ₂ :		A3B2C11D5_cF168_216_f_e_ab2eh_eg-001	Z69R
A2B_cP12_212_c_a-001	XX75	● Low Temperature TmNi ₂ :	
● Li ₂ Pd ₃ B:		A2B_cF192_216_2e2h_ab2eg-001	5WAR
AB2C3_cP24_212_a_c_d-001	K791	○ Zunyite [Al ₁₃ (OH,F) ₁₈ Si ₅ O ₂₀ Cl (<i>S</i> ₀₈):	
○ γ -Fe ₂ O ₃ (<i>D</i> ₅₇):		A13BC18D20E5_cF228_216_ah_c_gh_2eh_be-001	R5TJ
A2B3_cP60_212_acd_bce-001	J7V3	○ Murataite [(Y,Na) ₆ (Zn,Fe) ₅ Ti ₁₂ O ₂₉ (O,F) ₁₀ F ₄]:	
P4₁32 (213):		A16B40C12D6E5_cF316_216_eh_e2g2h_h	ZX49
○ β -Mn (<i>A</i> ₁₃):		_f_ae-001	
A_cP20_213_cd-001	4VEQ	● Pt ₃ Zn ₁₀ :	
○ Mg ₃ Ru ₂ :		A2B5_cF392_216_4efg_4ef4h-001	V17U
A3B2_cP20_213_d_c-001	6QE7	● δ -Cu ₄₁ Sn ₁₁ :	
● Co ₈ Zn ₉ Mn ₃ :		A41B11_cF416_216_7e2fg3h_egh-001	1MZW
A2B3_cP20_213_c_d-001	KXT1	● Li ₁₇ Pb ₄ :	
○ Al ₂ Mo ₃ C:		A17B4_cF420_216_a6efg4h_2efg-001	4E2L
A2BC3_cP24_213_c_a_d-001	SRHO	○ Sm ₁₁ Cd ₄₅ :	
● SrCuTe ₂ O ₆ :		A45B11_cF448_216_ac4efg5h_bd2eh-001	LZ4J
AB6CD2_cP120_213_d_3e_ac_e-001	1AJT	I43m (217):	
I4₁32 (214):		○ SiF ₄ (<i>D</i> ₁₂):	
○ Petzite (Ag ₃ AuTe ₂):		A4B_cI10_217_c_a-001	WBME

○ Theoretical cI16 AlN: AB_cI16_217_c_c-001	6RJH	○ Bogdanovite (Cu ₃ Au, L1 ₂): AB3_cP4_221_a_c-001	3DRV
● Tl ₃ VS ₄ : A4B3C_cI16_217_c_b_a-001	YOMN	○ Cubic Perovskite (CaTiO ₃ , E2 ₁): AB3C_cP5_221_a_c_b-001	NK1T
○ γ-Brass (Cu ₅ Zn ₈ , D8 ₂): A5B8_cI52_217_ce_cg-001	AYKC	○ <i>Erroneous</i> L'1 ₀ : A4B_cP5_221_bc_a-001	QUKL
● α-Ba ₈ Ga ₁₆ Sn ₃₀ Clathrate: A4B4C6D13_cI54_217_c_c_d_ag-001	YXNP	● γ'-Fe ₄ N (L'1 ₀): A4B_cP5_221_ac_b-002	Q52R
○ α-Mn (A12): A_cI58_217_ac2g-001	SV19	○ NbO: AB_cP6_221_c_d-001	TEA9
● Mg ₁₇ Al ₁₂ : A12B17_cI58_217_g_acg-001	56N2	○ CaB ₆ (D2 ₁): A6B_cP7_221_e_b-001	H75X
○ Tennantite (Cu ₁₂ As ₄ S ₁₃): A4B24C13_cI82_217_c_deg_ag-001	5PAV	● S ₃ U ₄ : A3B4_cP7_221_d_ac-001	GKJM
P43n (218):		○ Predicted High-Pressure YCaH ₁₂ : AB12C_cP14_221_a_h_b-001	62DR
○ Ag ₃ (PO ₄) (H2 ₁): A3B4C_cP16_218_c_e_a-001	X143	○ Model of Ferrite (cP16): AB11CD3_cP16_221_a_dg_b_c-001	SQ16
○ Sodalite [Na ₄ (AlSiO ₄) ₃ Cl, S6 ₂]: A3BC4D12E3_cP46_218_c_a_e_i_d-001	NYVB	○ Model of Austenite (cP32): AB27CD3_cP32_221_a_dij_b_c-001	729N
● KGe: AB_cP64_218_ei_ei-001	RUTB	○ Ca ₃ Al ₂ O ₆ (E9 ₁): A2B3C6_cP33_221_cd_ag_fh-001	3F7M
○ Hauyne [(Na _{0.5} Ca _{0.3} K _{0.2}) ₈ (Al ₆ Si ₆ O ₂₄)(SO ₄) _{1.5} , S6 ₉]: A3B4C4D4E16F4G3_cP76_218_c_e_e_e_ei_e_d-001	BCKL	● Ce ₈ Pd ₂₄ Sb: A8B24C_cP33_221_g_efh_a-001	TZEN
● Li ₇ MnN ₄ : A7BC4_cP96_218_bcefi_ad_ei-001	HJWV	○ BaHg ₁₁ (D2 _e): AB11_cP36_221_c_agij-001	CLMU
● γ-HBO ₂ (cubic): ABC2_cP96_218_i_i_2i-001	W9M1	● Palladseite (Pd ₁₇ Se ₁₅): A17B15_cP64_221_acfm_eij-001	2EDD
F43c (219):			RWLL
● Si ₃ Cl ₈ : A8B3_cF176_219_eh_abe-001	ZRK3	Pn3n (222):	
○ Boracite (Mg ₃ B ₇ ClO ₁₃): A7BC3D13_cF192_219_ce_a_d_bh-001	OWNV	○ Ce ₅ Mo ₃ O ₁₆ : A5B3C16_cP96_222_ce_d_fi-001	3NUA
● Sn[Co(CO) ₄] ₄ : A16B4C16D_cF296_219_eh_e_eh_a-001	6J8K	● Co(H ₂ O) ₂ (C ₄ O ₄): A4BC4D6_cP360_222_2i_h_2i_3i-001	7XG8
I43d (220):		Pm3n (223):	
○ High-pressure cI16 Li: A_cI16_220_c-001	BTF5	○ Cr ₃ Si (A15): A3B_cP8_223_c_a-001	7MHE
○ Theoretical cI24 AlN: AB_cI24_220_a_b-001	MH9E	● SrB ₃ C ₃ Clathrate: A3B3C_cP14_223_c_d_a-001	FACW
○ Th ₃ P ₄ (D7 ₃): A4B3_cI28_220_c_a-001	JM9C	● NaPt ₃ O ₄ : AB4C3_cP16_223_a_e_c-001	R1MG
○ Pu ₂ C ₃ (D5 _c): A3B2_cI40_220_d_c-001	M1ZX	● β-UH ₃ : A3B_cP32_223_k_ac-001	4UMV
● Y ₃ Au ₃ Sb ₄ : A3B4C3_cI40_220_a_c_b-001	GET1	● Yb ₃ Rh ₄ Sn ₁₃ : A4B13C3_cP40_223_e_ak_c-001	GYST
○ Cu ₁₅ Si ₄ (D8 ₆): A15B4_cI76_220_ae_c-001	MVX2	○ Si ₄₆ Clathrate: A_cP46_223_cik-001	VFEB
○ Eulytine (Bi ₄ (SiO ₄) ₃ , S1 ₅): A4B12C3_cI76_220_c_e_a-001	VQL6	● β-Ba ₈ Ga ₁₆ Sn ₃₀ Clathrate: A13B3C8D12_cP72_223_ak_c_i_k-001	KF6U
○ Mayenite (12 CaO·7Al ₂ O ₃ , K7 ₄ , C12A7): A7B12C19_cI152_220_ac_2d_bce-001	L8NP	● "A15" Fullerene (Ba ₃ C ₆₀): AB20_cP126_223_c_k21-001	HVOS
○ Al(PO ₃) ₃ (G5 ₂): AB9C3_cI208_220_c_3e_e-001	2BX1	● β-Hg ₃ S ₂ Cl ₂ : A2B3C2_cP224_223_abcdefk_j3k_il-001	UWQ4
Pm3m (221):		Pn3m (224):	
○ α-Po (A _h , simple cubic): A_cP1_221_a-001	NG7Y	○ Cuprite (Cu ₂ O, C3): A2B_cP6_224_b_a-001	WUJH
○ CsCl (B2): AB_cP2_221_a_b-002	QM6B	○ Mg ₃ P ₂ (D5 ₅): A3B2_cP10_224_d_b-001	LQ7A
○ NH ₄ NO ₃ I (G0 ₈): AB_cP2_221_a_b-001	5YKM	○ PW ₁₂ O ₄₀ ·3H ₂ O: A3B40CD12_cP112_224_d_e3k_a_k-001	R1HF
○ α-ReO ₃ (D0 ₉):		○ 12-phosphotungstic acid [H ₃ PW ₁₂ O ₄₀ ·5H ₂ O] (H4 ₁₆): A5B40CD12_cP116_224_bd_e3k_a_k-001	E8XB

○ Dodecatungstophosphoric Acid Hexahydrate ($H_3PW_{12}O_{40} \cdot 6H_2O$): A27B52CD12_cP184_224_dl_eh3k_a_k-001	XBJQ	○ Diamond (A4): A_cF8_227_a-001	X5M8
Fm$\bar{3}m$ (225):		○ NaTl (B32): AB_cF16_227_a_b-001	CHL9
○ Face-Centered Cubic (Cu, Al, fcc): A_cF4_225_a-001	6EYD	○ Ideal β -Cristobalite (SiO_2 , C9): A2B_cF24_227_c_a-001	QDSV
○ Rock Salt/Halite (NaCl, B1): AB_cF8_225_a_b-001	Q53X	○ Cu ₂ Mg Cubic Laves (C15): A2B_cF24_227_c_b-001	8YL7
○ Fluorite (CaF ₂ , C1): AB2_cF12_225_a_c-001	8VXQ	○ Cubic CuPt [$L1_3(I)$, D4]: AB_cF32_227_c_d-001	OHDN
○ Heusler (Cu ₂ AlMn, L2 ₁): AB2C_cF16_225_a_c_b-001	02WQ	● T-Carbon: A_cF32_227_e-001	WPN9
○ BiF ₃ (D0 ₃): AB3_cF16_225_a_bc-001	KFY2	○ Ti ₂ C: AB2_cF48_227_c_e-001	PR5K
○ Ca ₇ Ge: A7B_cF32_225_ad_b-001	CAN8	○ Spinel (Al ₂ MgO ₄ , H1 ₁): A2BC4_cF56_227_c_b_e-001	MZYE
○ L1 _a (disputed CuPt ₃): AB7_cF32_225_a_bd-001	3APN	○ Spinel (Co ₃ O ₄ , D7 ₂): A3B4_cF56_227_ad_e-001	SV6X
● α' -CuZrF ₆ : AB6C_cF32_225_a_e_b-001	2016	● β -Alane (AlD ₃): AB3_cF64_227_c_f-001	9LSQ
○ K ₂ PtCl ₆ (J1 ₁): A6B2C_cF36_225_e_c_a-001	L6LF	○ Senarmontite (D6 ₁ , Sb ₂ O ₃): A3B2_cF80_227_f_e-002	UHQ6
● δ -Bi ₂ O ₃ : AB8_cF36_225_a_f-001	X2Q7	○ Pyrochlore Iridate (Eu ₂ Ir ₂ O ₇ , E8 ₁): A2B2C7_cF88_227_c_d_af-001	OR9R
○ Double Perovskite (Ba ₂ MnWO ₆): A2BC6D_cF40_225_c_a_e_b-001	83J5	○ NiTi ₂ : AB2_cF96_227_e_cf-001	AVWT
● Room Temperature KBD ₄ : AB8C_cF40_225_a_f_b-001	WSA1	○ D6 ₂ (Sb ₂ O ₄ , <i>Obsolete</i>): A2B_cF96_227_abf_cd-001	UGWY
○ LaH ₁₀ High-T _c Superconductor: A10B_cF44_225_cf_a-001	8F2Q	○ η -carbide (Fe ₃ W ₃ C, E9 ₃): AB3C3_cF112_227_c_de_f-001	WVM5
○ UB ₁₂ (D2 _f): A12B_cF52_225_h_b-001	JTKK	○ γ -Ga ₂ O ₃ : A11B4_cF120_227_acdf_e-001	VTDR
● Mg ₆ MnO ₈ : A6BC8_cF60_225_d_a_ce-001	4YGB	○ Si ₃₄ Clathrate: A_cF136_227_aeg-001	U115
○ Co ₉ S ₈ (D8 ₉): A9B8_cF68_225_af_ce-001	X1EM	● Dy ₅ Pd ₂ : A7B2_cF144_227_2ef_e-001	WYVV
○ Sulphohalite [Na ₆ ClF(SO ₄) ₂ , H5 ₈]: ABC6D8E2_cF72_225_a_b_e_f_c-001	8Y3K	○ Predicted Li ₂ MgH ₁₆ High-T _c Superconductor (250 GPa): A16B2C_cF152_227_eg_c_b-001	WZBC
● High Temperature Cu ₂ Se: A18B_cF76_225_c2f_a-001	7KOD	● Al ₁₀ V: A10B_cF176_227_cfg_d-001	WWX6
○ Cu ₃ [Fe(CN) ₆] ₂ · xH ₂ O (J2 ₅): A6B9CD2E6_cF96_225_e_af_b_c_e-001	N4GS	○ Mg ₃ Cr ₂ Al ₁₈ : A18B2C3_cF184_227_fg_d_ac-001	3DEV
○ Model of Austenite (cF108): AB18C8_cF108_225_a_ah_f-001	VR5Q	○ Zn ₂₂ Zr: A22B_cF184_227_cdfg_a-001	MX6R
○ Cr ₂₃ C ₆ (D8 ₄): A6B23_cF116_225_e_acfh-001	EY4X	○ G7 ₃ [Na ₃ MgCl(CO ₃) ₂] (<i>Obsolete</i>): A2BCD3E6_cF208_227_e_c_d_f_g-001	8XP6
○ Th ₆ Mn ₂₃ (D8 _a): A23B6_cF116_225_ad2f_e-001	W8MF	○ H5 ₆ [Tychite, Na ₆ Mg ₂ SO ₄ (CO ₃) ₄] (<i>Obsolete</i>): A4B2C6D16E_cF232_227_e_c_f_eg_b-001	Y05P
● Mg ₆ Si ₇ Cu ₁₆ : A16B6C7_cF116_225_2f_e_ad-001	NHP2	○ H ₃ PW ₁₂ O ₄₀ · 29H ₂ O (H4 ₂₁): A29B40CD12_cF656_227_ae2fg_e3g_b_g-001	3VYY
○ Model of Ferrite (cF128): A9B16C7_cF128_225_acd_2f_be-001	FENM	Fd$\bar{3}c$ (228):	
○ (NH ₄) ₃ AlF ₆ (J2 ₁): AB30C16D3_cF200_225_a_ej_2f_bc-001	U8XN	○ Te[OH] ₆ (<i>Obsolete</i>): A6B_cF224_228_h_c-001	MSL9
● Intermediate Temperature Bornite (Cu _{5/6} Fe _{1/6}) ₃ S ₂ : A7B_cF256_225_f2k_ce-001	EMLR	○ CuCrCl ₅ [NH ₃] ₆ : A5BCD6_cF416_228_eg_c_b_h-001	19XK
● fcc Fullerene (K ₃ C ₆₀): A40B_cF492_225_j2l_ac-001	54ZJ	● Voltaite (K ₂ Fe ₈ Al[SO ₄] ₁₂ · 18H ₂ O): AB8C24D2E84F12_cF2096_228_a_cg_2h_b_7h_h-001	E4V9
Fm$\bar{3}c$ (226):		Im$\bar{3}m$ (229):	
○ NaZn ₁₃ (D2 ₃): AB13_cF112_226_a_bi-001	DCLX	○ Body-Centered Cubic (W, A2, bcc): A_cI2_229_a-001	7W8F
Fd$\bar{3}m$ (227):		○ High-pressure (200GPa) H ₃ S: A3B_cI8_229_b_a-001	VVOZ

○ β -Hg ₄ Pt:	
A4B_cI10_229_c_a-001	78LF
○ Pt ₃ O ₄ :	
A4B3_cI14_229_c_b-001	BYND
● High Pressure Cubic CaH ₆ :	
AB6_cI14_229_a_d-001	N2LT
○ Model of Ferrite (cI16):	
AB4C3_cI16_229_a_c_b-001	YRPB
○ Model of Austenite (cI32):	
AB12C3_cI32_229_a_h_b-001	L6PB
○ Ir ₃ Ge ₇ (<i>D8_f</i>):	
A7B3_cI40_229_df_e-001	9SK5
○ α -AgI (<i>B23</i>):	
A21B_cI44_229_bdh_a-001	QV5K
● Ce ₃ Ni ₆ Si ₂ :	
A3B6C2_cI44_229_e_h_c-001	BC5E
● Dy ₆ Fe ₁₆ O:	
A6B16C_cI46_229_e_ch_a-001	Y3T5
○ γ -brass (Fe ₃ Zn ₁₀ , <i>D8₁</i>):	
A3B10_cI52_229_e_fh-001	TJ2T
○ Sb ₂ Tl ₇ (<i>L2₂</i>):	
A2B7_cI54_229_e_afh-001	KM4R
<hr/>	
Ia3d (230):	
○ Ga ₄ Ni ₃ :	
A4B3_cI112_230_af_g-001	KOZ6
● RhBi ₄ :	
A4B_cI120_230_h_c-001	V61M
○ Garnet [S ₁₄ , Co ₃ Al ₂ (SiO ₄) ₃]:	
A2B3C12D3_cI160_230_a_c_h_d-001	YMRU
○ Ca ₃ Al ₂ (OH) ₁₂ (<i>J2₃</i>):	
A2B3C12D12_cI232_230_a_c_h_h-001	LLow

CRedit authorship contribution statement

Hagen Eckert: Writing – original draft, Writing – review and editing, Web page development, Software development. **Simon Divilov:** Web page development, Software development. **Michael J. Mehl:** Writing – original draft, Writing – review and editing, Web page development, Software development. **David Hicks:**

Symmetry analysis, Software development. **Adam C. Zetell:** Web page development, Software development. **Marco Esters:** Web page development, Software development. **Xiomara Campilongo:** Writing – review and editing. **Stefano Curtarolo:** Writing – review and editing, Supervision, Funding acquisition, Resources.

Declaration of competing interest

The authors declare that they have no known competing financial interests or personal relationships that could have appeared to influence the work reported in this paper.

Data availability

All of the crystallographic information and sources for the structures found in the Encyclopedia are available on the web page for each prototype. In addition, the structural information may be obtained from AFLOW using the command `aflow --proto=STRING` where STRING is the AFLOW label for that prototype.

Code availability

The underlying software used in this study and its source code can be accessed via this link <https://aflow.org/install-aflow/>.

Acknowledgments

This work has been supported by Office of Naval Research through project N00014-20-1-2525 and a Multidisciplinary University Research Initiative (MURI) program under project number N00014-21-1-2515, as well as the National Science Foundation (NSF NRT-HDR DGE-2022040) as well as by high-performance computer time and resources from the DoD High Performance Computing Modernization Program (Frontier).

-
- [1] E. Blokhin and P. Villars, *The PAULING FILE Project and Materials Platform for Data Science: From Big Data Toward Materials Genome* (Springer International Publishing, Cham, 2018), chap. 1, pp. 1–26, doi:10.1007/978-3-319-42913-7_62-1.
- [2] R. T. Downs and M. Hall-Wallace, *The American Mineralogist Crystal Structure Database*, Am. Mineral. **88**, 247–250 (2003).
- [3] FIZ Karlsruhe, *Inorganic Crystal Structure Database*, <http://icsd.fiz-karlsruhe.de/> (1998).
- [4] University of Cambridge, *Cambridge Structural Database*, <https://www.ccdc.cam.ac.uk/>.
- [5] M. Esters, C. Oses, S. Divilov, H. Eckert, R. Friedrich, D. Hicks, M. J. Mehl, F. Rose, A. Smolyanyuk, A. Calzolari, X. Campilongo, C. Toher, and S. Curtarolo, *aflow.org: A web ecosystem of databases, software and tools*, Comput. Mater. Sci. **216**, 111808 (2023), doi:10.1016/j.commatsci.2022.111808.
- [6] D. Hicks, M. J. Mehl, M. Esters, C. Oses, O. Levy, G. L. W. Hart, C. Toher, and S. Curtarolo, *The AFLOW Library of Crystallographic Prototypes: Part 3*, Comput. Mater. Sci. **199**, 110450 (2021), doi:10.1016/j.commatsci.2021.110450.
- [7] M. J. Mehl, D. Hicks, C. Toher, O. Levy, R. M. Hanson, G. L. W. Hart, and S. Curtarolo, *The AFLOW Library of Crystallographic Prototypes: Part 1*, Comput. Mater. Sci. **136**, S1–S828 (2017), doi:10.1016/j.commatsci.2017.01.017.
- [8] W. B. Pearson, *A Handbook of Lattice Spacings and Structures of Metals and Alloys, Volume 2, International Series of Monographs on Metal Physics and Physical Metallurgy*, vol. 8 (Pergamon Press, Oxford, London, Edinburgh, New York, Toronto, Sydney, Paris, Braunschweig, 1967). N.R.C. No. 8752.
- [9] P. Villars and L. Calvert, *Pearson's Handbook of Crystallographic Data for Intermetallic Phases* (ASM International, Materials Park, Ohio, USA, 1991), 2nd edn.
- [10] D. Hicks, M. J. Mehl, E. Gossett, C. Toher, O. Levy,

- R. M. Hanson, G. L. W. Hart, and S. Curtarolo, *The AFLOW Library of Crystallographic Prototypes: Part 2*, Comput. Mater. Sci. **161**, S1–S1011 (2019), doi: 10.1016/j.commatsci.2018.10.043.
- [11] D. Hicks, C. Toher, D. C. Ford, F. Rose, C. De Santo, O. Levy, M. J. Mehl, and S. Curtarolo, *AFLOW-XtalFinder: a reliable choice to identify crystalline prototypes*, npj Comput. Mater. **7**, 30 (2021), doi: 10.1038/s41524-020-00483-4.
- [12] C. Oses, M. Esters, D. Hicks, S. Divilov, H. Eckert, R. Friedrich, M. J. Mehl, A. Smolyanyuk, X. Campilongo, A. van de Walle, J. Schroers, A. G. Kusne, I. Takeuchi, E. Zurek, M. Buongiorno Nardelli, M. Fornari, Y. Lederer, O. Levy, C. Toher, and S. Curtarolo, *aflow++: A C++ framework for autonomous materials design*, Comput. Mater. Sci. **217**, 111889 (2023), doi: 10.1016/j.commatsci.2022.111889.
- [13] K. Momma and F. Izumi, *VESTA 3 for three-dimensional visualization of crystal, volumetric and morphology data*, J. Appl. Crystallogr. **44**, 1272–1276 (2011), doi: 10.1107/S0021889811038970.
- [14] T. Hahn, ed., *International Tables of Crystallography. Volume A: Space-group symmetry* (Kluwer Academic publishers, International Union of Crystallography, Chester, England, 2002).
- [15] B. Aurivillius, *Mixed bismuth oxides with layer lattices*, Arkiv für Kemi **1**, 463–480 (1949).
- [16] The AFLOW Library of Crystallographic Prototypes, *Ti₃Cu₄ Structure*, https://aflow.org/p/A4B3_tI14_139_2e_ae-001 (2023).
- [17] J. M. Moya, A. M. Hallas, V. Loganathan, C.-L. Huang, L. Kish, A. A. Aczel, J. Beare, Y. Cai, G. M. Luke, F. Weickert, A. H. Nevidomskyy, C. D. Malliakas, M. G. Kanatzidis, K. Bayliff, and E. Morosan, *Field-induced quantum critical point in the new itinerant antiferromagnet Ti₃Cu₄*, Comm. Phys. **5**, 136 (2022), doi: 10.1038/s42005-022-00901-7.
- [18] The AFLOW Library of Crystallographic Prototypes, *ReB₂ Structure*, https://aflow.org/p/A2B_hp6_194_f_c-003 (2023).
- [19] The AFLOW Library of Crystallographic Prototypes, *U₂Co₃Si₁₅ Structure*, https://aflow.org/p/A3B5C2_oI40_72_aj_bfj_j-001 (2023).
- [20] The AFLOW Encyclopedia of Crystallographic Prototypes, <https://aflow.org/p/> (2024).
- [21] M. J. Mehl, *Crystal Lattice Structures*. An archived copy of the original web page may be found at <https://www.atomic-scale-physics.de/lattice/index.html>.
- [22] P. P. Ewald and C. Hermann, eds., *Strukturbericht 1913-1928* (Akademische Verlagsgesellschaft M. B. H., Leipzig, 1931).
- [23] C. Hermann, O. Lohrmann, and H. Philipp, eds., *Strukturbericht Band II 1928-1932* (Akademische Verlagsgesellschaft M. B. H., Leipzig, 1937).
- [24] C. Gottfried and F. Schossberger, eds., *Strukturbericht Band III 1933-1935* (Akademische Verlagsgesellschaft M. B. H., Leipzig, 1937).
- [25] C. Gottfried, ed., *Strukturbericht Band IV 1936* (Akademische Verlagsgesellschaft M. B. H., Leipzig, 1938).
- [26] C. Gottfried, ed., *Strukturbericht Band V 1937* (Akademische Verlagsgesellschaft M. B. H., Leipzig, 1940).
- [27] K. Herrmann, ed., *Strukturbericht Band VI 1938* (Akademische Verlagsgesellschaft M. B. H., Leipzig, 1941).
- [28] K. Herrmann, ed., *Strukturbericht Band VII 1939* (Akademische Verlagsgesellschaft M. B. H., Leipzig, 1943).
- [29] The AFLOW Library of Crystallographic Prototypes, *β-SeO₂ Structure*, https://aflow.org/p/A2B_oP12_26_abc_ab-002 (2019).
- [30] D. Orosel, O. Leynaud, P. Balog, and M. Jansen, *Pressure-temperature phase diagram of SeO₂. Characterization of new phases*, J. Solid State Chem. **177**, 1631–1638 (2004), doi:10.1016/j.jssc.2003.12.028.
- [31] W. B. Pearson, *A Handbook of Lattice Spacings and Structures of Metals and Alloys*, no. N.R.C. No. 4303 in International Series of Monographs on Metal Physics and Physical Metallurgy (Pergamon Press, Oxford, London, Edinburgh, New York, Paris, Frankfurt, 1958).
- [32] R. W. G. Wyckoff, *The Analytical Expression of the Results of the Theory of Space Groups*, vol. 318 (Carnegie Institution of Washington, Washington DC, 1922).
- [33] Y. Hinatsu and Y. Doi, *Crystal structures and magnetic properties of alkali-metal lanthanide oxides A₂LnO₃ (A = Li, Na; Ln = Ce, Pr, Tb)*, J. Alloys Compd. **418**, 155–160 (2006), doi:10.1016/j.jallcom.2005.08.100.
- [34] S. R. Hall, F. H. Allen, and I. D. Brown, *The Crystallographic Information File (CIF): a New Standard Archive File for Crystallography*, Acta Crystallogr. Sect. A **47**, 655–685 (1991), doi:10.1107/S010876739101067X.
- [35] The AFLOW Library of Crystallographic Prototypes, *α-Ga (A11) Structure*, https://aflow.org/p/A_oC8_64_f-001 (2017).
- [36] The AFLOW Library of Crystallographic Prototypes, *Molecular Iodine (A14) Structure*, https://aflow.org/p/A_oC8_64_f-003 (2017).
- [37] The AFLOW Library of Crystallographic Prototypes, *Black Phosphorus (A17) Structure*, https://aflow.org/p/A_oC8_64_f-002 (2017).
- [38] S. Curtarolo, W. Setyawan, S. Wang, J. Xue, K. Yang, R. H. Taylor, L. J. Nelson, G. L. W. Hart, S. Sanvito, M. Buongiorno Nardelli, N. Mingo, and O. Levy, *AFLOWLIB.ORG: A distributed materials properties repository from high-throughput ab initio calculations*, Comput. Mater. Sci. **58**, 227–235 (2012), doi: 10.1016/j.commatsci.2012.02.002.
- [39] Y. Li, J. Hao, H. Liu, Y. Li, and Y. Ma, *The metallization and superconductivity of dense hydrogen sulfide*, J. Chem. Phys. **140**, 174712 (2014), doi:10.1063/1.4874158.
- [40] L. L. Boyle and J. E. Lawrenson, *The origin dependence of Wyckoff site description of a crystal structure*, Acta Crystallogr. Sect. A **29**, 353–357 (1973), doi: 10.1107/S056773947300094X.
- [41] L. L. Boyle, *A clarification of differences in site orientation in crystals*, Acta Crystallogr. Sect. A **27**, 76–79 (1971), doi:10.1107/S0567739471000172.
- [42] The AFLOW Library of Crystallographic Prototypes, *UTE₂ Structure*, https://aflow.org/p/A2B_oI12_71_ah_f-001/ (2023).
- [43] V. Hutanu, H. Deng, S. Ran, W. T. Fuhrman, H. Thoma, and N. P. Butch, *Low-temperature crystal structure of the unconventional spin-triplet superconductor UTe₂ from single-crystal neutron diffraction*, Acta Crystallogr. Sect. B **76**, 137–143 (2020), doi:10.1107/S2052520619016950.
- [44] W. W. Peterson and D. T. Brown, *Cyclic Codes for Error*

- Detection*, Proceedings of the IRE **49**, 228–235 (1961), doi:10.1109/JRPROC.1961.287814.
- [45] K. Cenzual, L. M. Gelato, M. Penzo, and E. Parthé, *Overlooked trigonal symmetry in structures reported with monoclinic centred Bravais lattices; trigonal description of Li_8Pb_3 , $PtTe$, Pt_3Te_4 , Pt_2Te_3 , $LiFe_6Ge_4$, $LiFe_6Ge_5$, $CaGa_6Te_{10}$ and $La_{3.266}Mn_{1.1}S_6$* , Z. Kristallogr. **193**, 217–242 (1990), doi:10.1524/zkri.1990.193.3-4.217.
- [46] K. Cenzual, L. M. Gelato, M. Penzo, and E. Parthé, *Inorganic structure types with revised space groups. I*, Acta Crystallogr. Sect. B **47**, 433–439 (1991), doi:10.1107/S0108768191000903.
- [47] W. H. Baur and D. Kassner, *The perils of Cc: comparing the frequencies of falsely assigned space groups with their general population*, Acta Crystallogr. Sect. B **48**, 356–369 (1992), doi:10.1107/S0108768191014726.
- [48] The AFLOW Library of Crystallographic Prototypes, *PtSn₄ (D1_c) Structure*, https://aflow.org/p/AB4_oC20_41_a_2b-001 (2017).
- [49] K. Schubert and U. Rösler, *Die Kristallstruktur von PtSn₄*, Z. Metallkd. **41**, 298–300 (1950).
- [50] The AFLOW Library of Crystallographic Prototypes, *α-FeSe Structure*, https://aflow.org/p/AB_oC8_67_a_g-001 (2017).
- [51] D. Louca, K. Horigane, A. Llobet, R. Arita, S. Ji, N. Katayama, S. Konbu, K. Nakamura, T.-Y. Koo, P. Tong, and K. Yamada, *Local atomic structure of superconducting FeSe_{1-x}Te_x*, Phys. Rev. B **81**, 134524 (2010), doi:10.1103/PhysRevB.81.134524.
- [52] University of Cambridge, *Cambridge Crystallographic Data Centre*, <https://www.ccdc.cam.ac.uk/>.
- [53] Cambridge University, *Cambridge Crystallographic Data Centre*, <https://www.ccdc.cam.ac.uk/> (2013).