

# ON THE ON-LINE COLORING OF UNIT INTERVAL GRAPHS WITH PROPER INTERVAL REPRESENTATION

ISRAEL R. CURBELO AND HANNAH R. MALKO

**ABSTRACT.** We define the problem as a two-player game between Algorithm and Builder. The game is played in rounds. Each round, Builder presents an interval that is neither contained in nor contains any previously presented interval. Algorithm immediately and irrevocably assigns the interval a color that has not been assigned to any interval intersecting it. The set of intervals form an interval representation for a unit interval graph and the colors form a proper coloring of that graph. For every positive integer  $\omega$ , we define the ratio  $R(\omega)$  as the maximum number of colors for which Builder has a strategy that forces Algorithm to use  $R(\omega)$  colors with the restriction that the unit interval graph constructed cannot contain a clique of size  $\omega$ . In 1981, Chrobak and Ślusarek showed that  $R(\omega) \leq 2\omega - 1$ . In 2005, Epstein and Levy showed that  $R(\omega) \geq \lfloor 3\omega/2 \rfloor$ . This problem remained unsolved for  $\omega \geq 3$ . In 2022, Biró and Curbelo showed that  $R(3) = 5$ . In this paper, we show that  $R(4) = 7$

## 1. INTRODUCTION

An on-line graph coloring algorithm  $A$  receives a graph  $G$  in the order of its vertices  $v_1, \dots, v_n$  and constructs an on-line coloring. This means that the color assigned to a vertex  $v_i$  depends solely on the subgraph induced by the vertices  $\{v_1, \dots, v_i\}$  and on the colors assigned to them. The simplest on-line coloring algorithm is the greedy algorithm, First-Fit, which traverses the list of vertices given in the order they are presented, and assigns each vertex the minimal color not assigned to its neighbors that appear before it in the list of vertices.

The performance of an algorithm  $A$  on a graph  $G$  is measured with respect to the chromatic number  $\chi(G)$ , which is equivalent to the number of colors needed by an optimal off-line algorithm. Let  $\chi_A(G)$  be the maximum number of colors needed by algorithm  $A$  over all orderings of the vertices of  $G$ . An on-line coloring algorithm  $A$  is *strictly  $\rho$ -competitive* if for every graph  $G$ ,  $\chi_A(G) \leq \rho \cdot \chi(G)$ . The *strict competitive ratio* of algorithm  $A$  is  $\inf\{\rho \mid A \text{ is strictly } \rho\text{-competitive}\}$ . In general, First-Fit does not have a bounded competitive ratio, and there is no on-line algorithm with a constant competitive ratio. The best known algorithm [5, 6] uses  $O(\chi \cdot n / \log n)$  colors for  $\chi$ -colorable graphs of size  $n$ , and no on-line coloring algorithm can be  $o(n / \log^2 n)$ -competitive. For this reason, it is common to restrict the class of graphs. An important class of intersection graphs that has been extensively studied in this context, with applications in scheduling, is the class of interval graphs.

A graph  $G = (V, E)$  is an *interval graph* if there is a function  $f$  which assigns to each vertex  $v \in V$  a closed interval  $f(v)$  on the real line so that for all  $u, v \in G$ ,  $u$  and  $v$  are adjacent if and only if  $f(u) \cap f(v) \neq \emptyset$ . We refer to  $f$  an *interval representation* of  $G$ . When no interval is properly contained in any other interval,

we refer to  $G$  as a *proper interval graph* and  $f$  as a *proper interval representation* of  $G$ . When every interval has unit length, we refer to  $G$  as a *unit interval graph* and  $f$  as a *unit interval representation* of  $G$ . Since every unit interval representation is a proper interval representation, any unit interval graph is a proper interval graph. Moreover, it can be shown that an interval graph  $G$  is a unit interval graph if and only if  $G$  is a proper interval graph.

The on-line coloring problem for the class of interval graphs was solved in 1981 when Kierstead and Trotter [10] constructed an on-line algorithm with competitive ratio 3, and proved that no on-line algorithm could have a better competitive ratio. In 1988, Chrobak and Ślusarek [3] proved the same result, but instead of the graph being presented as points, the graph was presented with its interval representation. Naturally, this leads us to question if knowledge of the interval representation makes a difference in the problem. Chrobak and Ślusarek also considered the problem restricted to unit interval graphs with known representation. They showed that First-Fit has a competitive ratio of 2. Since First-Fit does not use information from the representation, this holds true for both cases. However, the question of whether a better online algorithm exists remained unanswered. History would have us believe that there should be a more efficient algorithm. The most closely related example would be the performance of First-Fit on the class of interval graphs. Woodall [13] first considered this problem in 1976. After extensive research on this problem [7, 8, 10, 3, 12, 11, 9], it was found that the competitive ratio of the First-Fit algorithm for interval graphs is between 5 and 8. This is worse than the optimal algorithm developed by Kierstead and Trotter [10], which has a competitive ratio of 3.

In 2005, Epstein and Levy [4] presented a strategy for constructing a unit/proper interval graph with representation that would force any on-line algorithm to use  $3k$  colors on a graph with clique size  $k$ . Hence, they showed that there is no on-line algorithm with competitive ratio less than  $\frac{3}{2}$ . In 2008, Micek (see [2] for proof) showed that there is no algorithm better than First-Fit if the graph is presented without representation. Specifically, there is no on-line algorithm with competitive ratio better than 2. Micek also claimed that the strategy in [4] could be improved if a proper interval representation was used. It remains unknown whether knowledge of the representation or if the choice of representation makes a difference to the result of the problem. <sup>1</sup> In 2022, Biró and Curbelo [1] showed that the algorithm could also be improved even for unit-intervals. This provided a tight bound of 5 when the chromatic number is restricted to at most 3 and showed that there is no on-line algorithm with competitive ratio less than  $\frac{5}{3}$  with unit or proper representation.

In this paper, we present a strategy which forces any on-line algorithm to use 7 colors on a unit interval graph with chromatic number at most 4 with known proper interval representation and prove the following.

**Theorem 1.1.** *There is no on-line algorithm with strict competitive ratio less than  $\frac{7}{4}$  for the on-line coloring problem restricted to unit interval graphs with known proper interval representation.*

---

<sup>1</sup>It is important to note that Micek and others studied this problem in the setting of partially ordered sets where this problem would be equivalent to the on-line chain partitioning problem on semi-orders presented with representation. We refer the reader to [2] for a comprehensive overview of these problems in the setting of partially ordered sets.

## 2. PRELIMINARIES

We define the problem as a two-player game between Builder and Algorithm. The game is played in rounds. Each round, Builder presents an interval so that any real number contained in that interval is contained in at most three other intervals. Algorithm, immediately and irrevocably, assigns the interval a color from the set  $\mathcal{G} = \{a, b, c, d, e, f, g\}$  with the restriction that any two intersecting intervals cannot be assigned the same color. Anytime that Algorithm uses a new color, we may assume that it is the first unused color alphabetically in  $\mathcal{G}$ . In this paper, we play the role of Builder, attempting to force Algorithm to use the color  $g$ . We restrict the domain of the game so that all intervals presented by Builder must be properly contained in  $[l_0, r_0]$ . At the end of each round  $i$ , Builder may further restrict the domain by choosing two real numbers  $l_i$  and  $r_i$  so that  $l_{i-1} \leq l_i < r_i \leq r_{i-1}$  and any interval presented after round  $i$  must be properly contained in  $[l_i, r_i]$ . We refer to  $l_i$  and  $r_i$  as *walls*. Note that this restriction makes no difference to the outcome of the game.

**2.1. States and state equivalence.** Consider a sequence of intervals  $x_1, \dots, x_n$  presented by Builder and a sequence of corresponding colors  $y_1, \dots, y_n$  assigned by Algorithm. The set of interval-color pairs

$$S = \{(x_i, y_i) \mid i \in \{1, \dots, n\}\}$$

defines a *state*.

Let  $S$  be a state as defined above. We define its *state representation matrix* by

$$f(S) = \begin{bmatrix} j_1 & j_2 & \dots & j_{2n} \\ z_1 & z_2 & \dots & z_{2n} \end{bmatrix}$$

where the sequences  $j_1, \dots, j_{2n}$  and  $z_1, \dots, z_{2n}$  are obtained as follows. First, let  $r_1, \dots, r_{2n}$  be obtained by taking all  $2n$  endpoints of  $x_1, \dots, x_n$  and ordering them in ascending order. Next, for  $i \in \{1, \dots, 2n\}$ ,  $j_i = 0$  if  $r_i$  was a left endpoint and  $j_i = 1$  if  $r_i$  was a right endpoint. Finally,  $z_i$  denotes the color in  $\mathcal{G}$  that was assigned to the interval which  $r_i$  belonged to.

We consider two states equivalent if they have the same state representation matrix. Furthermore, we consider a state  $T$  equivalent to  $S$  if and only if there exists a permutation  $\sigma : \mathcal{G} \rightarrow \mathcal{G}$  so that

$$f(T) = \begin{bmatrix} j_1 & j_2 & \dots & j_{2n} \\ \sigma z_1 & \sigma z_2 & \dots & \sigma z_{2n} \end{bmatrix}$$

or

$$f(T) = \begin{bmatrix} j_{2n} & j_{2n-1} & \dots & j_1 \\ \sigma z_{2n} & \sigma z_{2n-1} & \dots & \sigma z_1 \end{bmatrix}.$$

The following statement allows us to generalize and represent states visually throughout the paper.

**Proposition 2.1.** *Let  $S_1$  and  $S_2$  be states. If  $S_1$  is equivalent to  $S_2$  and there is a winning strategy for Builder starting at state  $S_1$ , then there is a winning strategy for Builder starting at state  $S_2$ .*

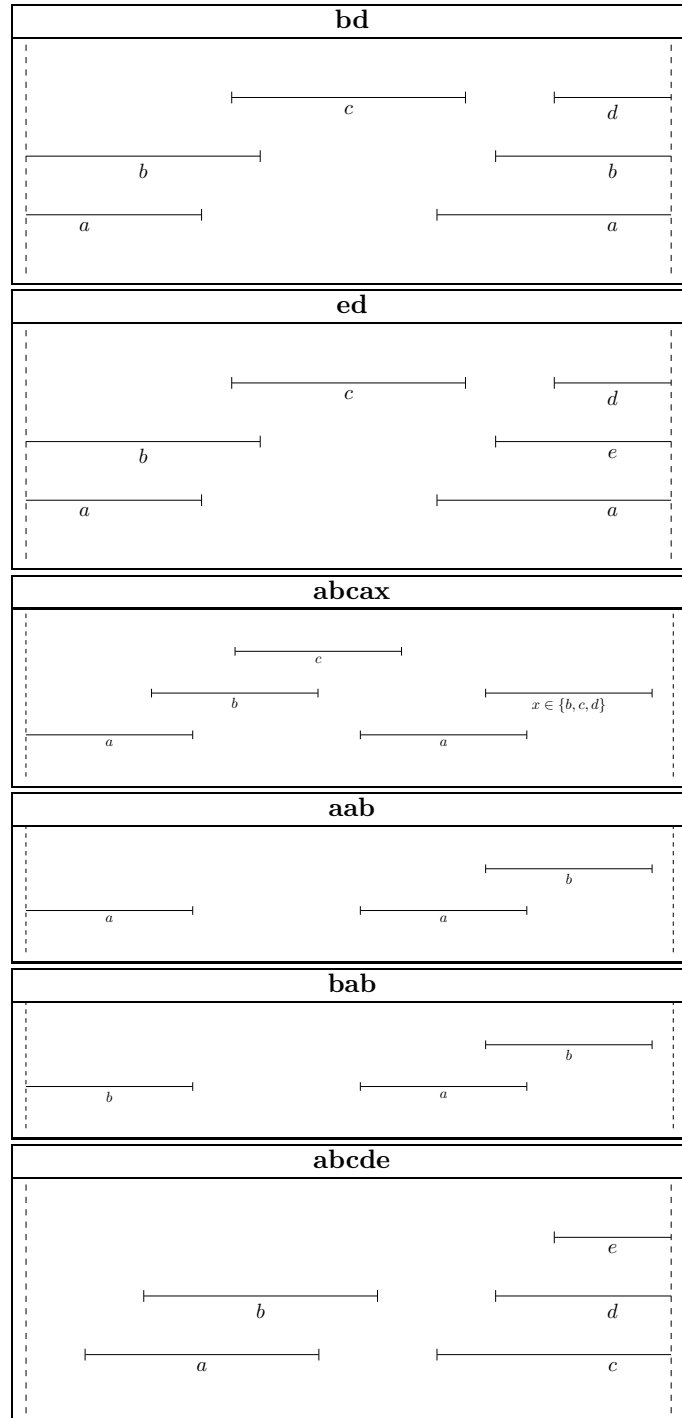


FIGURE 1. Initial states.

**2.2. Visualization of states and walls.** Proposition 2.1 allows us to represent states visually, where we represent walls as vertical dashed lines. To further generalize states to include walls, we simply ignore endpoints outside of the walls. For example, we say that a state  $S$  is a **bd** state (shown in Figure 1) if there exists a permutation  $\sigma : \mathcal{G} \rightarrow \mathcal{G}$  such that

$$\begin{bmatrix} 1 & 0 & 1 & 0 & 1 & 0 & 0 \\ \sigma a & \sigma c & \sigma b & \sigma a & \sigma c & \sigma b & \sigma d \end{bmatrix}$$

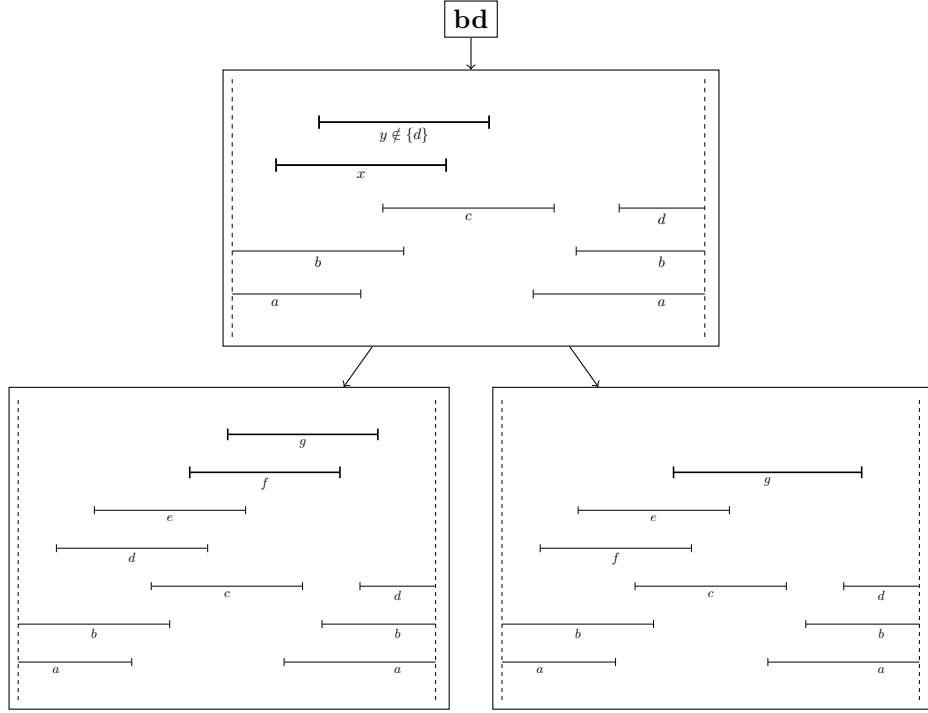
is a submatrix of contiguous columns (possibly in reverse order) of  $f(S)$ . For convenience, we define a **gg** state as any state that contains all seven colors in  $\mathcal{G}$ .

**2.3. Outline of Proof.** In the next section, we prove Theorem 1.1 by showing that there is a strategy for Builder which forces a **gg** state starting from each of the states in Figure 1 and then showing that we can always force at least one of those states. Note that the third state **abcax** in Figure 1 contains an interval labeled with an arbitrary color  $x \in \{b, c, d\}$ . This is to represent three states **abcab**, **abcac** and **abcad** where the interval is colored  $b$ ,  $c$  and  $d$ , respectively. That is, a state is an **abcax** state if and only if it is an **abcab** state, an **abcac** state or an **abcad** state. The structure of the proof is as follows. In Section 3.1 and Section 3.2, we show that we can force a **gg** state starting from any **bd** state or from any **ed** state, respectively. In Section 3.3, Section 3.4 and Section 3.5, we show that that we can force a **gg** state starting from any **abcax** state. In particular, in Section 3.3, we show that we can force a **bd** state starting from any **abcab** state, and in Section 3.4, we show that we can force a **bd** or an **ed** state starting from any **abcac** state. In Section 3.5, we show that we can force a **gg** state starting from any **abcad**. In Section 3.6, we show that we can force an **abcax** state starting from either any **aab** state or any **bab** state. In Section 3.7, we show that we can force a **gg** state starting from any **abcde** state. Finally, in Section 3.8, we show that we can always force either an **aab** state, a **bab** state or an **abcde** state.

### 3. PROOF OF THEOREM

**3.1. (bd  $\rightarrow$  gg).** Assume we start in a **bd** state. Figure 2 shows how to force a **gg** state in two phases. In the first phase, we present two intervals as shown in Figure 2 while separating any interval colored  $d$  to the left. Let  $x$  be the color assigned to the interval on the left and  $y$  be the color assigned to the interval on the right. In the second phase, there are two cases. That is, either Algorithm used the color  $d$  in the first phase or Algorithm did not use the color  $d$  in the first phase. If Algorithm used the color  $d$  in the first phase, then  $x = d$  and  $y = e$ . The bottom left frame of Figure 2 shows how to force a **gg** state in two moves. If neither interval was assigned the color  $d$ , then both intervals were assigned new colors. Without loss of generality, let us assume that  $x = f$  and  $y = e$ . The bottom right frame of Figure 2 shows how to force a **gg** state in one move.

**3.2. (ed  $\rightarrow$  gg).** Assume we start in an **ed** state. Figure 3 shows how to force a **gg** state in two phases. In the first phase, we present two intervals as shown in Figure 3 while separating any interval assigned the color  $e$  to the left. Let  $y$  denote the color assigned to the right interval. Since  $y \neq e$ , it must be the case that  $y \in \{d, f\}$ , and hence, there are two cases in the second phase. If  $y = d$ , then the bottom left

FIGURE 2. ( $\mathbf{bd} \rightarrow \mathbf{gg}$ )

frame of Figure 2 shows how to force a  $\mathbf{gg}$  state in two moves. If  $y = f$ , the bottom right frame of Figure 3 shows how to force a  $\mathbf{gg}$  state in one move.

3.3. ( $\mathbf{abcab} \rightarrow \mathbf{bd}$ ). Assume we start in an  $\mathbf{abcab}$  state. Figure 4 shows how to force a  $\mathbf{bd}$  state in at most two moves. We present two intervals and update the right wall as shown in Figure 4 while separating any interval that was assigned the color  $c$  to the right. Let  $x$  denote the color that Algorithm assigned to the left interval. Since neither interval could have been assigned the colors  $a$  or  $b$ , the left interval must have been colored with a new color. Without loss of generality, we may assume that  $x = d$ , resulting in a  $\mathbf{bd}$  state.

3.4. ( $\mathbf{abcac} \rightarrow \mathbf{bd} \vee \mathbf{ed}$ ). Assume we start in an  $\mathbf{abcac}$  state. Figure 5 shows how we can force either a  $\mathbf{bd}$  state or an  $\mathbf{ed}$  state in at most two moves. We present two intervals and update the right wall as shown in Figure 5 while separating any interval assigned the color  $b$  to the left. Let  $x$  denote the color assigned to the left interval and  $y$  denote the color assigned to the right interval. If Algorithm assigned the color  $b$  to either of the two intervals, then  $x = b$  and  $y = d$  which results in a  $\mathbf{bd}$  state. If Algorithm did not assign the color  $b$  to either interval, then both intervals were assigned a new color. Without loss of generality, we may assume  $x = e$  and  $y = d$  resulting in an  $\mathbf{ed}$  state.

3.5.  $\mathbf{abcad} \rightarrow \mathbf{gg}$ . Assume we start in an  $\mathbf{abcad}$  state. We present one interval as in Figure 6. Let  $x$  denote the color assigned to the interval by Algorithm. Then,  $x \in \{b, c, e\}$ . If  $x = e$ , then the result is an  $\mathbf{ed}$  state. If  $x = c$ , then notice that if

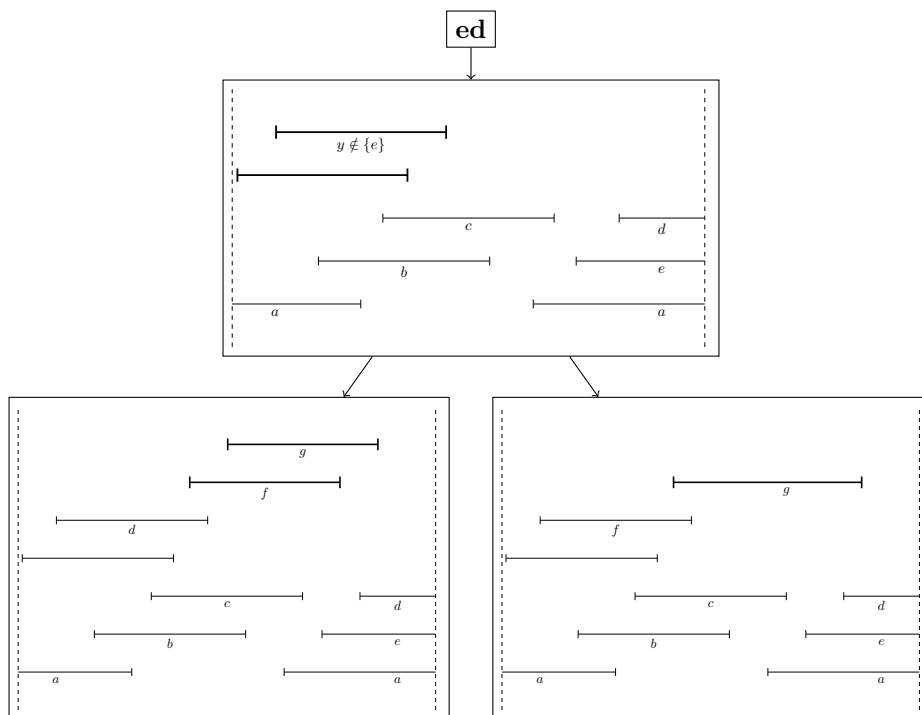


FIGURE 3.  $ed \rightarrow gg$

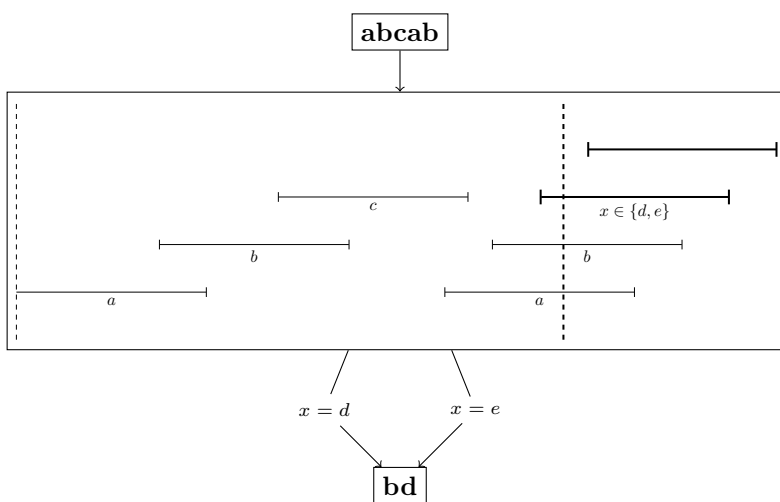
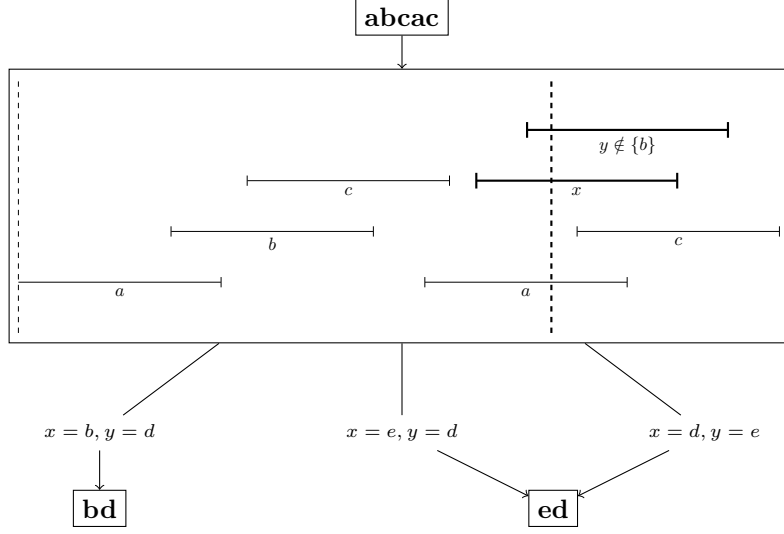


FIGURE 4.  $abcab \rightarrow bd$

we introduce a new interval between the interval colored  $d$  and the new interval colored  $x = e$ , then updating the right wall to exclude only the interval colored  $x = e$  results in either a **bd** state or an **ed** state. Hence, we may assume that  $x = b$ .

FIGURE 5.  $\mathbf{abcac} \rightarrow \mathbf{bd} \vee \mathbf{ed}$ 

We present two intervals as shown in Figure 6 while separating any interval assigned the color  $a$  to the right. Let  $y$  denote the color assigned to the left interval by Algorithm. Then,  $y \in \{c, e, f\}$ . If  $y = c$ , then notice that an  $\mathbf{ed}$  state could be forced in one move. Hence, we may assume that the interval was colored a new color. Without loss of generality, let us assume that  $y = e$ .

We present two intervals as shown in Figure 6 while separating any interval colored  $d$  to the left. Let  $z$  denote the color that was assigned to the right interval by Algorithm. Then  $z \in \{e, f\}$ . If  $z = e$ , then Figure 7 shows how to force colors  $f$  and  $g$  in two moves. Therefore, we may assume that  $z = f$ . We present an interval as shown in Figure 7. Let  $w$  denote the color assigned to the interval by Algorithm. Then,  $w \in \{e, f\}$ . Regardless of the choice of color by Algorithm, we can force the color  $g$  in one move. Figure 7 shows how to force  $g$  in one move for each case. Thus, we have shown that we can force a  $\mathbf{gg}$  state from any  $\mathbf{abcd}$  state.

3.6. ( $\mathbf{aab} \vee \mathbf{bab} \rightarrow \mathbf{abcax}$ ). Assume we start in an  $\mathbf{aab}$  state. Figure 8 shows how to force an  $\mathbf{abcax}$  state from an  $\mathbf{aab}$  state. We present two intervals as shown in Figure 8. The possibilities for the two colors are  $(b, c)$ ,  $(c, b)$ ,  $(c, d)$  and  $(d, c)$ . If the intervals are colored  $b$  and  $c$ , then the result is an  $\mathbf{abcab}$  state, If the intervals are colored  $c$  and  $b$ , then the result is an  $\mathbf{abcac}$  state, and if the intervals are colored  $c$  and  $d$ , or  $d$  and  $c$ , then the result is an  $\mathbf{abcd}$  state. Hence, we can force an  $\mathbf{abcax}$  state from any  $\mathbf{aab}$  state.

Assume we start in a  $\mathbf{bab}$  state. Figure 9 shows how to force an  $\mathbf{abcax}$  state from a  $\mathbf{bab}$  state. We present two intervals as shown in Figure 9. The first interval on the left must be colored  $c$ . The possible colors for the second interval are  $a$ ,  $c$  and  $d$ . If the interval is colored  $a$ , then the result is an  $\mathbf{abcac}$  state, if the interval is colored  $c$ , then the result is an  $\mathbf{abcab}$  state, and if the interval is colored  $d$ , then the result is an  $\mathbf{abcd}$  state. Hence, we can force an  $\mathbf{abcax}$  state from any  $\mathbf{bab}$  state. Since we can force  $g$  from any  $\mathbf{abcax}$  state, we can force a  $\mathbf{gg}$  state from any  $\mathbf{aab}$  state and from any  $\mathbf{bab}$  state.



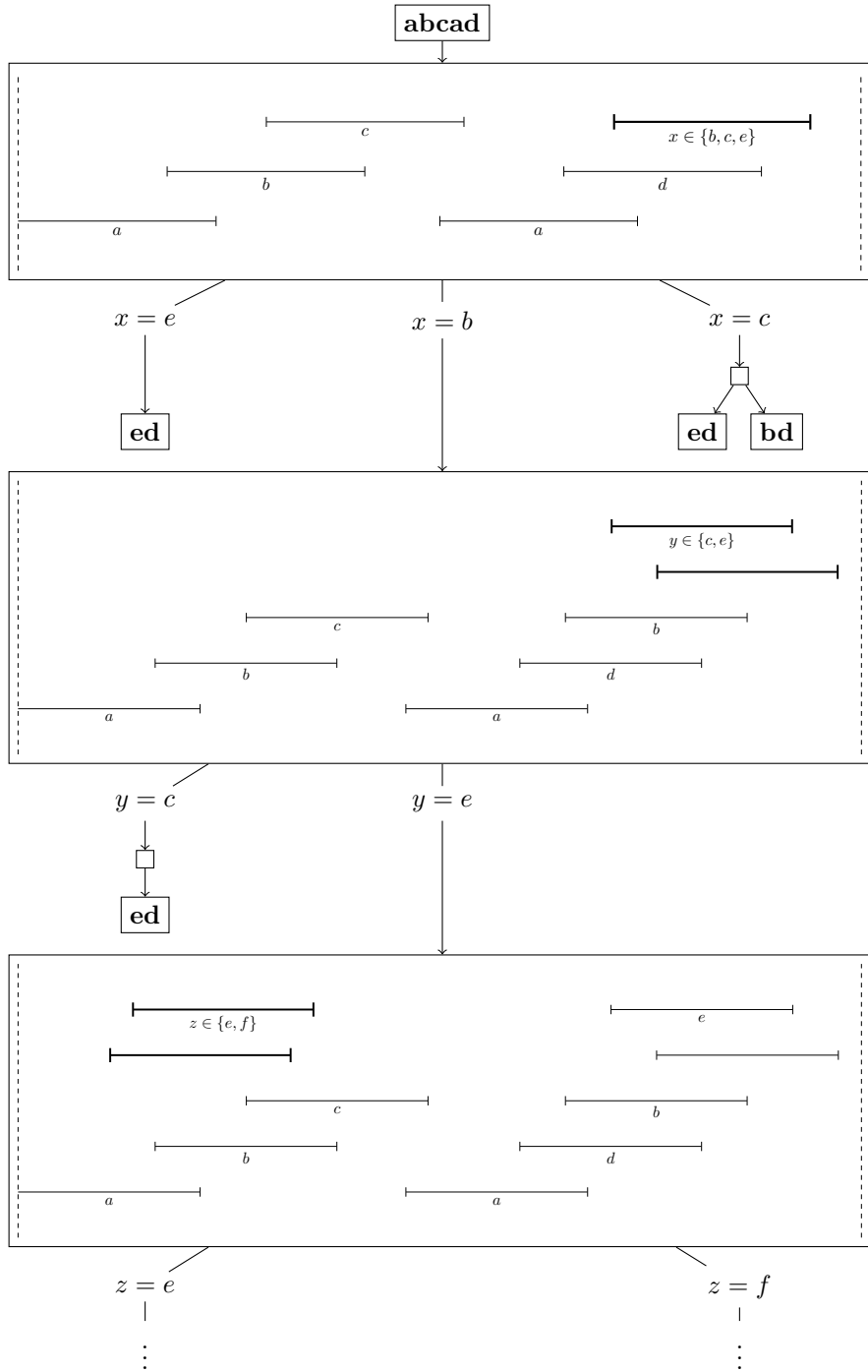
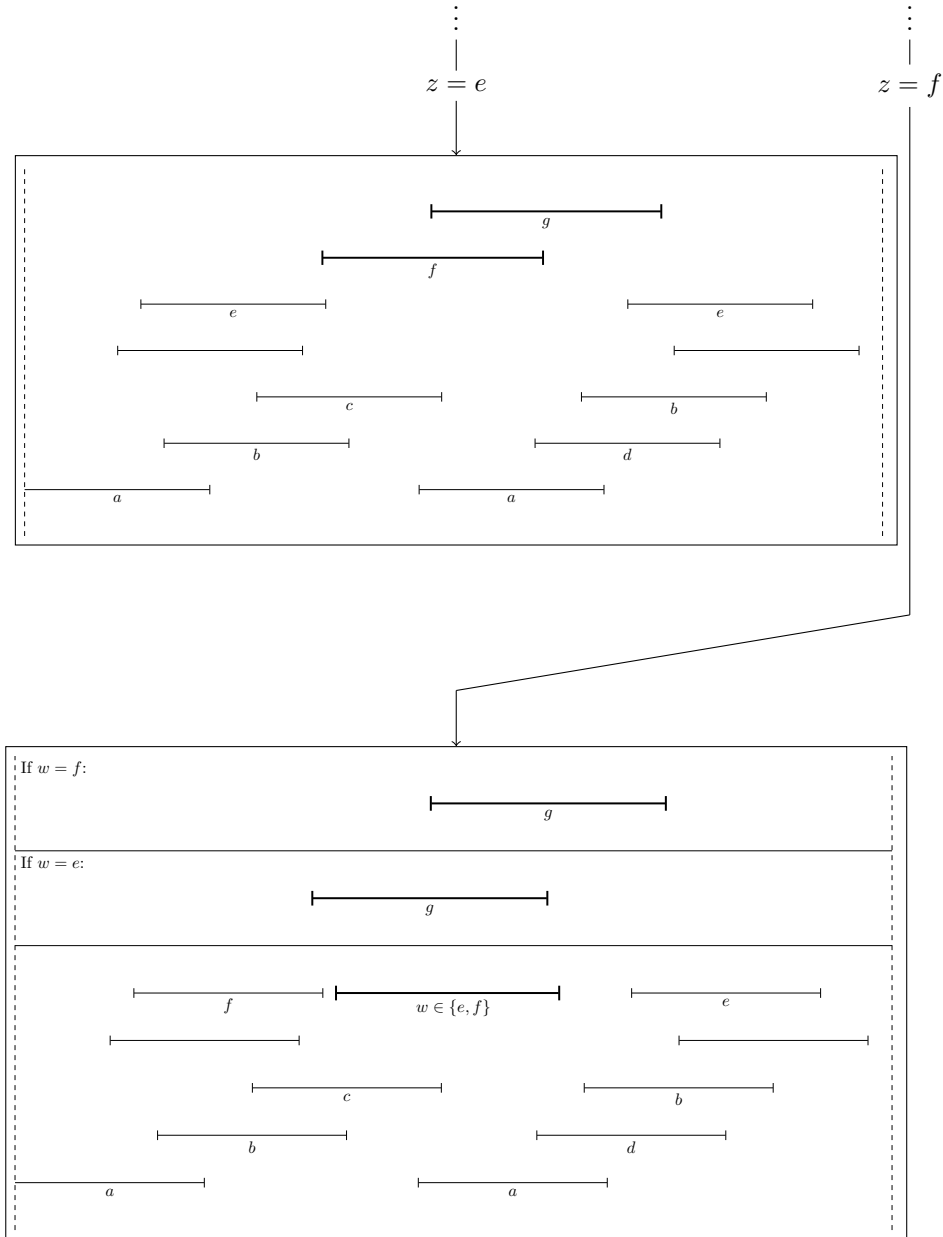


FIGURE 6.  $abcad \rightarrow gg$

FIGURE 7.  $abcad \rightarrow gg$  (continued.)

3.7. ( $abcde \rightarrow gg$ ). Assume we start in an  $abcde$  state. Figure 10 shows how to force a  $gg$  state in three phases. In the first phase, we present four intervals while separating any interval colored  $b, e$  or  $f$  to the left. The right-most interval must be colored either  $a, c$  or  $d$ . If the interval is colored  $a$ , then the result is an  $aab$  state. Hence, we may assume that the interval was colored  $c$  or  $d$ . In the second phase, we present two intervals while separating any interval colored  $e$  or  $f$  to the

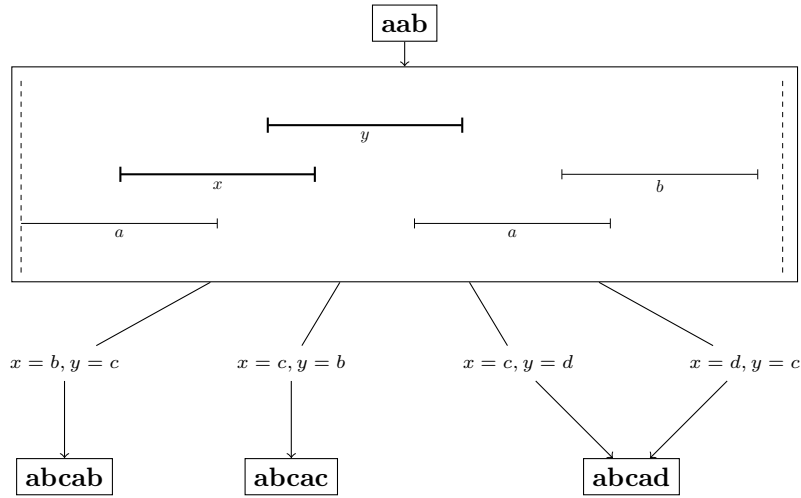


FIGURE 8.  $\mathbf{aab} \rightarrow \mathbf{abcax}$

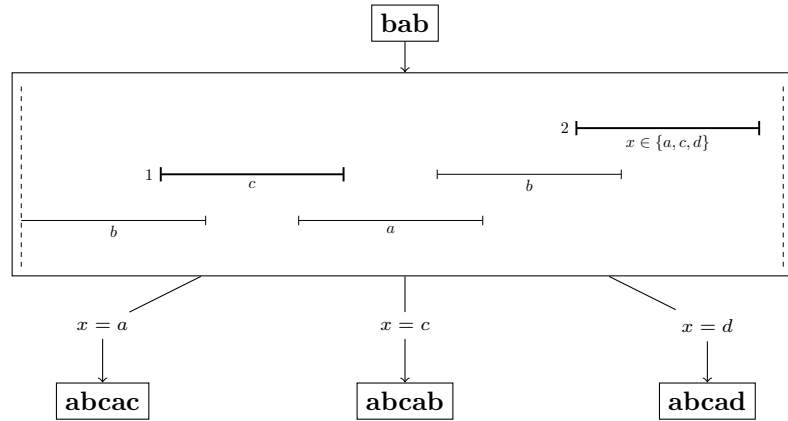


FIGURE 9.  $\mathbf{bab} \rightarrow \mathbf{abcax}$

right. It is easy to see that in order to avoid using  $g$ , the interval on the right must be colored either  $e$  or  $f$ . The bottom two frames of Figure 10 show how to force a  $\mathbf{gg}$  state for each of the two cases.

3.8. ( $\mathbf{gg}$ ). Finally, we are ready to prove the theorem by showing that we can always force a  $\mathbf{gg}$  state. We present three intervals in the order shown in Figure 11. The first two intervals must be assigned the colors  $a$  and  $b$ . The third interval can be assigned the color  $a$ ,  $b$  or  $c$ . Let  $x$  denote the color assigned to the third interval. If  $x = a$ , then the result is a  $\mathbf{bab}$  state, and if  $x = b$ , then the result is an  $\mathbf{aab}$  state. Hence, we may assume that  $x = c$ .

We present an interval as shown in the second frame in Figure 11 and let  $y$  denote the color assigned to this interval. Similarly, if  $y = a$ , then the result is a  $\mathbf{bab}$  state, and if  $y = b$ , then the result is an  $\mathbf{aab}$  state. Hence, we may assume that  $y = d$ .

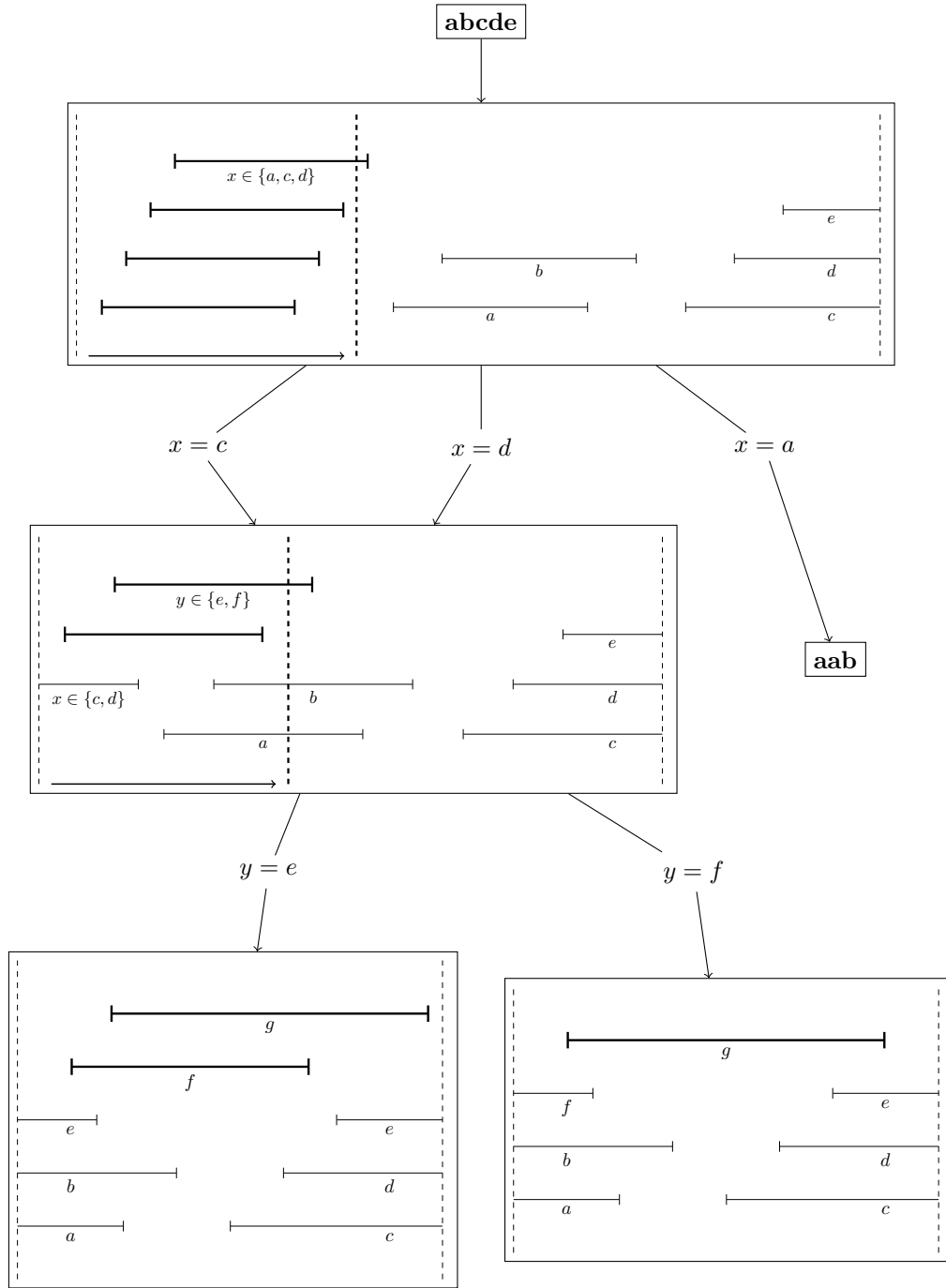


FIGURE 10.  $bab \rightarrow abcax$

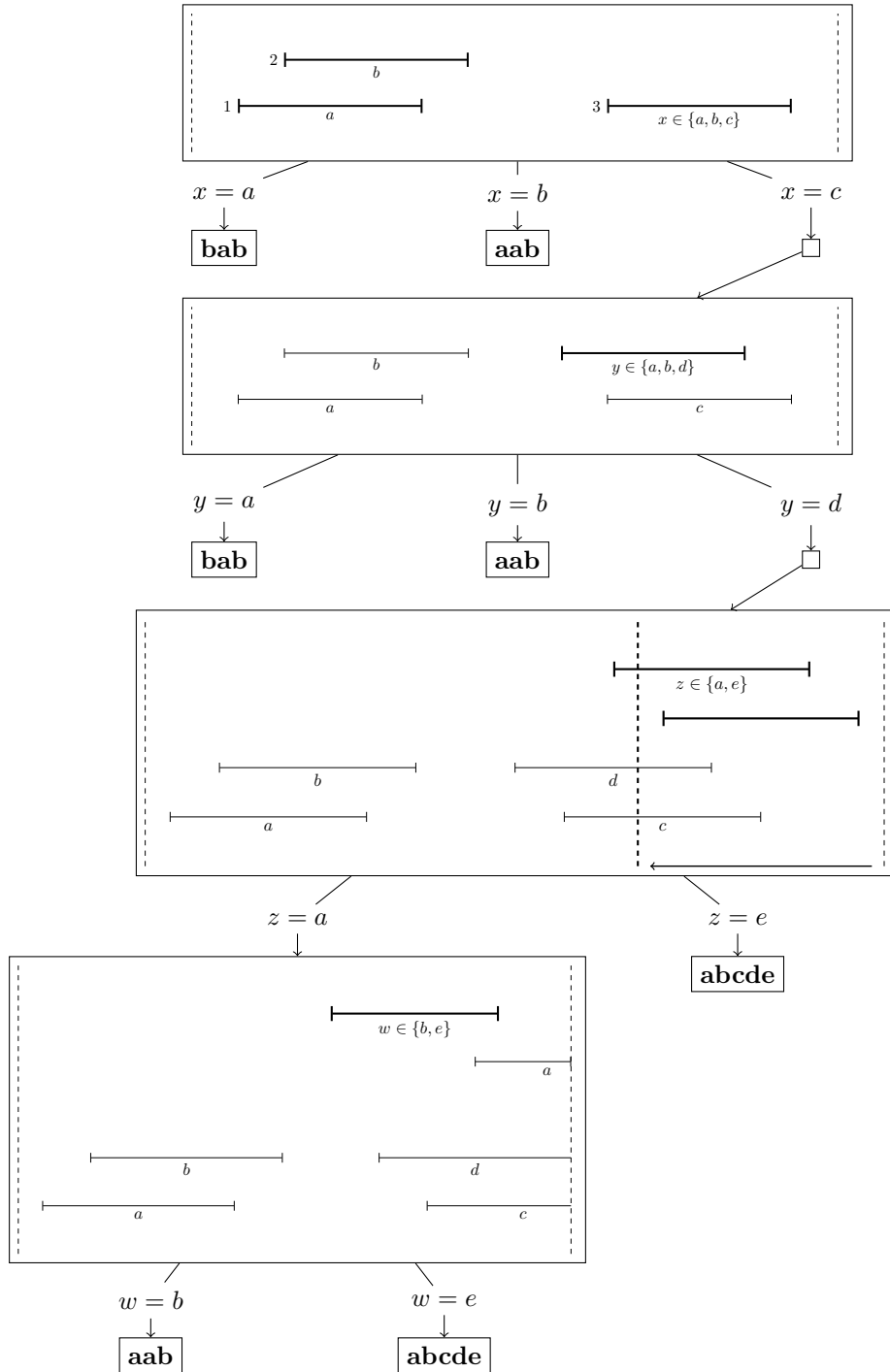


FIGURE 11. gg

We present two intervals and further restrict the domain as shown in the third frame of Figure 11 while separating any intervals assigned the colors  $a$  and  $e$  to the left. Let  $z$  denote the color assigned to the interval on the left. If  $z = e$ , then the result is an **abcde** state, and if  $z = a$ , then we present one more interval as shown in the fourth frame of Figure 11. Let  $w$  denote the color assigned to this interval. If  $w = b$ , the result is an **aab** state, and if  $w = e$ , then the result is an **abcde** state.

Thus, we have shown that we can always force a **bab** state, an **aab** state or an **abcde** state. Since we have shown that we have a winning strategy from each of these states, this concludes the proof.

#### REFERENCES

- [1] BIRÓ, C., AND CURBELO, I. R. Improved lower bound on the on-line chain partitioning of semi-orders with representation. *Discrete Math.* 346, 12 (2023), Paper No. 113656, 7.
- [2] BOSEK, B., FELSNER, S., KLOCH, K., KRAWCZYK, T., MATECKI, G., AND MICEK, P. On-line chain partitions of orders: a survey. *Order* 29, 1 (2012), 49–73.
- [3] CHROBAK, M., AND ŚLUSAREK, M. On some packing problem related to dynamic storage allocation. *RAIRO Inform. Théor. Appl.* 22, 4 (1988), 487–499.
- [4] EPSTEIN, L., AND LEVY, M. Online interval coloring and variants. In *Automata, languages and programming*, vol. 3580 of *Lecture Notes in Comput. Sci.* Springer, Berlin, 2005, pp. 602–613.
- [5] HALLDÓRSSON, M. M. Parallel and on-line graph coloring. *J. Algorithms* 23, 2 (1997), 265–280.
- [6] HALLDÓRSSON, M. M., AND SZEGEDY, M. Lower bounds for on-line graph coloring. *Theoret. Comput. Sci.* 130, 1 (1994), 163–174.
- [7] KIERSTEAD, H. A. The linearity of first-fit coloring of interval graphs. *SIAM J. Discrete Math.* 1, 4 (1988), 526–530.
- [8] KIERSTEAD, H. A., AND QIN, J. Coloring interval graphs with First-Fit. *Discrete Math.* 144, 1-3 (1995), 47–57. *Combinatorics of ordered sets* (Oberwolfach, 1991).
- [9] KIERSTEAD, H. A., SMITH, D. A., AND TROTTER, W. T. First-fit coloring on interval graphs has performance ratio at least 5. *European J. Combin.* 51 (2016), 236–254.
- [10] KIERSTEAD, H. A., AND TROTTER, JR., W. T. An extremal problem in recursive combinatorics. *Congr. Numer.* 33 (1981), 143–153.
- [11] NARAYANASWAMY, N. S., AND SUBHASH BABU, R. A note on first-fit coloring of interval graphs. *Order* 25, 1 (2008), 49–53.
- [12] PEMMARAJU, S. V., RAMAN, R., AND VARADARAJAN, K. Buffer minimization using max-coloring. In *Proceedings of the Fifteenth Annual ACM-SIAM Symposium on Discrete Algorithms* (2004), ACM, New York, pp. 562–571.
- [13] WOODALL, D. R. Applications of polymatroids and linear programming to transversals and graphs. In *Combinatorics (Proc. British Combinatorial Conf., Univ. Coll. Wales, Aberystwyth, 1973)* (1974), London Math. Soc. Lecture Note Ser., No. 13, Cambridge Univ. Press, London, pp. 195–200.

*Email address:* icurbelo@kean.edu

*Email address:* hmalko@kean.edu

DEPARTMENT OF MATHEMATICAL SCIENCES, KEAN UNIVERSITY, UNION, NJ 07083