
Improved motif-scaffolding with SE(3) flow matching

Jason Yim

*Computer Science and Artificial Intelligence Laboratory
Massachusetts Institute of Technology*

jyim@csail.mit.edu

Andrew Campbell

*Department of Statistics
University of Oxford*

campbell@stats.ox.ac.uk

Emile Mathieu

*Department of Engineering
University of Cambridge*

ebm32@cam.ac.uk

Andrew Y. K. Foong

Microsoft Research AI4Science

andrewfoong@microsoft.com

Michael Gastegger

Microsoft Research AI4Science

mgastegger@microsoft.com

José Jiménez-Luna

Microsoft Research AI4Science

jjimenezluna@microsoft.com

Sarah Lewis

Microsoft Research AI4Science

sarahlewis@microsoft.com

Victor Garcia Satorras

Microsoft Research AI4Science

victorgar@microsoft.com

Bastiaan S. Veeling

Microsoft Research AI4Science

basveeling@microsoft.com

Frank Noé

Microsoft Research AI4Science

franknoe@microsoft.com

Regina Barzilay

*Computer Science and Artificial Intelligence Laboratory
Massachusetts Institute of Technology*

regina@csail.mit.edu

Tommi S. Jaakkola

*Computer Science and Artificial Intelligence Laboratory
Massachusetts Institute of Technology*

tommi@csail.mit.edu

Abstract

Protein design often begins with knowledge of a desired function from a motif which motif-scaffolding aims to construct a functional protein around. Recently, generative models have achieved breakthrough success in designing scaffolds for a diverse range of motifs. However, the generated scaffolds tend to lack structural diversity, which can hinder success in wet-lab validation. In this work, we extend FrameFlow, an SE(3) flow matching model for protein backbone generation, to perform motif-scaffolding with two complementary approaches. The first is *motif amortization*, in which FrameFlow is trained with the motif as input using a data augmentation strategy. The second is *motif guidance*, which performs scaffolding using an estimate of the conditional score from FrameFlow, and requires no additional training. Both approaches achieve an equivalent or higher success rate than previous state-of-the-art methods, with 2.5 times more structurally diverse scaffolds. Code: <https://github.com/microsoft/frame-flow>.

1 Introduction

A common task in protein design is to create proteins with functional properties conferred through a pre-specified arrangement of residues known as a *motif*. The problem is to design the remainder of the protein, called the *scaffold*, that harbors the motif. Motif-scaffolding is widely used, with applications to vaccine and enzyme design (Procko et al., 2014; Correia et al., 2014; Jiang et al., 2008; Siegel et al., 2010). For this problem, diffusion models have greatly advanced capabilities in designing scaffolds (Watson et al., 2023; Wu et al., 2023; Trippe et al., 2022; Ingraham et al., 2023). While experimental wet-lab validation is the ultimate test of a successful scaffold, in this work we focus on improved performance under computational validation of scaffolds. This involves stringent designability¹ criteria which have been found to correlate well with wet-lab success (Wang et al., 2021). The current state-of-the-art, RFDiffusion (Watson et al., 2023), fine-tunes a pre-trained RosettaFold (Baek et al., 2023) architecture with SE(3) diffusion (Yim et al., 2023b) and is able to successfully scaffold the majority of motifs in a recent benchmark.² However, RFDiffusion suffers from low scaffold diversity. Moreover, the large model size and pre-training used in RFDiffusion make it slow to train and difficult to deploy on smaller machines. In this work, we present a lightweight and easy-to-train generative model that provides equivalent or better motif-scaffolding performance.

To achieve diverse scaffolds without relying on pre-training, we adapt an existing SE(3) flow matching model, FrameFlow (Yim et al., 2023a), for motif-scaffolding. We develop two approaches: (i) *motif amortization*, and (ii) *motif guidance* as illustrated in Fig. 1. Motif amortization was first introduced in RFDiffusion where a *conditional* model is trained to take the motif structure as input when generating the scaffold. We show that FrameFlow can be trained in the same way with improved performance. Motif guidance relies on a Bayesian approach, using an *unconditional* FrameFlow model to sample the scaffold residues, while the motif residues are guided at each step to their final desired end positions. An unconditional model in this context is one that generates the full protein backbone without distinguishing between the motif and scaffold. Motif guidance was described previously in Wu et al. (2023) for SE(3) diffusion. In this work, we develop the extension to SE(3) flow matching.

The two approaches differ fundamentally in whether to train a conditional generative model or to re-purpose an unconditional model for conditional generation. Motif guidance has the advantage that any unconditional model can be used to readily perform motif scaffolding without the need for additional task-specific training. To provide a controlled comparison, we train unconditional and conditional versions of FrameFlow on a dataset of monomers from the Protein Data Bank (PDB) (Berman et al., 2000). Our results provide a clear comparison of the modeling choices made when performing motif-scaffolding with FrameFlow. We find

¹A metric based on using ProteinMPNN (Dauparas et al., 2022) and AlphaFold2 (Jumper et al., 2021) to determine the quality of a protein backbone.

²First introduced in RFDiffusion as a benchmark of 24 single-chain motifs successfully solved across prior works published.

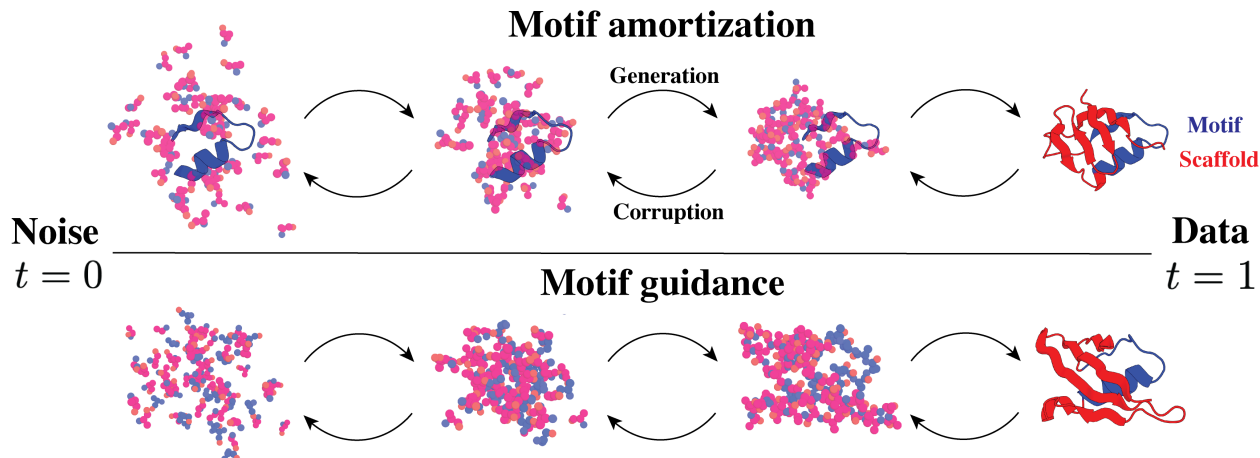


Figure 1: We present two strategies for motif-scaffolding. **Top:** motif amortization trains a flow model to condition on the motif (blue) and generate the scaffold (red). During training, only the scaffold is corrupted with noise. **Bottom:** motif guidance re-purposes a flow model that is trained to generate the full protein for motif-scaffolding. During generation, the motif residues are guided to reconstruct the true motif at $t = 1$ while the flow model will adjust the scaffold trajectory to be consistent with the motif.

that FrameFlow with both motif amortization and guidance surpasses the performance of RFdiffusion, as measured by the number of unique scaffolds generated³ that pass the designability criteria.

Our paper is structured as follows. In Sec. 2 we introduce related work, and in Sec. 3 we provide background on SE(3) flow matching. We present our main contribution extending FrameFlow for motif-scaffolding in Sec. 4. We develop motif amortization for flow matching while motif guidance, originally developed for diffusion models, follows after drawing connections between flow matching and diffusion models. We conclude with results and analysis for motif-scaffolding in Sec. 5. While our work does not introduce novel methodology, we combine existing techniques to develop a motif-scaffolding method that is simple, lightweight, and provides diverse scaffolds. Our contributions are as follows:

- We extend FrameFlow with two fundamentally different approaches for motif-scaffolding: motif amortization and motif guidance. With all other settings kept constant, we show empirical results on motif-scaffolding with each approach.
- Our method can successfully scaffold 21 out of 24 motifs in the motif-scaffolding benchmark compared to 20 with previous state-of-the-art, RFdiffusion, while achieving 2.5 times more unique, designable scaffolds. Our results demonstrate the importance of measuring quality and diversity.

2 Related work

Conditional generation. The development of conditional generation methods for diffusion and flow models is an active area of research. Two popular diffusion techniques that have been extended to flow matching are classifier-free guidance (CFG) (Dao et al., 2023; Ho & Salimans, 2022; Zheng et al., 2023) and reconstruction guidance (Pokle et al., 2023; Ho et al., 2022; Song et al., 2022; Chung et al., 2022). Motif guidance is an application of reconstruction guidance for motif-scaffolding. Motif amortization is most related to data-dependent couplings (Albergo et al., 2023), where a flow is learned with conditioning of partial data.

Motif-scaffolding. Wang et al. (2021) first formulated motif-scaffolding using deep learning. SMCDiff (Trippe et al., 2022) was the first diffusion model for motif-scaffolding using Sequential Monte Carlo (SMC). The Twisted Diffusion Sampler (TDS) (Wu et al., 2023) later improved upon SMCDiff using reconstruction

³The number of unique scaffolds is defined as the number of structural clusters.

guidance for each particle in SMC. Our application of reconstruction guidance follows from TDS (with one particle), after we derive the equivalent diffusion model to FrameFlow’s flow matching model.

RFdiffusion fine-tunes a pre-trained RosettaFold architecture to become a motif-conditioned diffusion model. We train a FrameFlow model with the same motif-conditioned training and generation techniques in RFdiffusion that we call motif amortization. Compared to RFdiffusion, our method does not rely on expensive pre-training and uses a $3\times$ smaller neural network⁴. Didi et al. (2023) provides a survey of structure-based motif-scaffolding methods while proposing amortized conditioning with Doob’s h-transform. Motif amortization is similar to amortized conditioning but uses the unnoised motif as input. EvoDiff (Alamdari et al., 2023) differs in using sequence-based diffusion model that performs motif-scaffolding with language model-style masked generation. As baselines, we use RFdiffusion and TDS which achieve previous state-of-the-art results on the motif-scaffolding benchmark.

3 Preliminaries: SE(3) flow matching for protein backbones

Flow matching (FM) (Lipman et al., 2023) is a simulation-free method for training continuous normalizing flows (CNFs) Chen et al. (2018), a class of deep generative models that generates data by integrating an ordinary differential equation (ODE) over a learned vector field. Recently, flow matching has been extended to Riemannian manifolds Chen & Lipman (2023), which we rely on to model protein backbones via their local frame SE(3) representation. In Sec. 3.1, we give an introduction to Riemannian flow matching. Sec. 3.2 then briefly describes how flow matching is applied to protein backbones using SE(3) flow matching.

3.1 Flow matching on Riemannian manifolds

On a manifold \mathcal{M} , the CNF $\phi_t(\cdot) : \mathcal{M} \rightarrow \mathcal{M}$ is defined via an ordinary differential equation (ODE) along a time-dependent vector field $v(z, t) : \mathcal{M} \times \mathbb{R} \rightarrow \mathcal{T}_z\mathcal{M}$ where $\mathcal{T}_z\mathcal{M}$ is the tangent space of the manifold at $z \in \mathcal{M}$ and time is parameterized by $t \in [0, 1]$:

$$\frac{d}{dt}\phi_t(z_0) = v(\phi_t(z_0), t) \text{ with boundary condition } \phi_0(z_0) = z_0. \quad (1)$$

Starting with $z_0 \sim p_0$ from an easy-to-sample prior distribution, evolving the samples according to Eq. (1) induces a new distribution referred as the push-forward $p_t = [\phi_t]_*p_0$. One wishes to find a vector field v such that the push-forward $p_{t=1} = [\phi_{t=1}]_*p_0$ (at some arbitrary end time $t = 1$) matches the data distribution p_1 . Such a vector field v is in general not available in closed-form, but can be learned by regressing conditional vector fields $u(z_t, t|z_0, z_1) = \frac{d}{dt}z_t$ where $z_t = \phi_t(z_0|z_1)$ interpolates between endpoints $z_0 \sim p_0$ and $z_1 \sim p_1$. A natural choice for z_t is the geodesic path: $z_t = \exp_{z_0}(t \log_{z_0}(z_1))$, where \exp_{z_0} and \log_{z_0} are the exponential and logarithmic maps at the point z_0 . The conditional vector field takes the following form: $u(z_t, t|z_1) = \log_{z_t}(z_1)/(1 - t)$. The key insight of conditional⁵ flow matching (CFM) (Lipman et al., 2023) is that training a neural network \hat{v} to regress the conditional vector field u is equivalent to learning the unconditional vector field v . This corresponds to minimizing the loss function

$$\mathcal{L} = \mathbb{E}_{t, p_1(z_1), p_0(z_0)} \left[\|u(z_t, t|z_1) - \hat{v}(z_t, t)\|_g^2 \right]. \quad (2)$$

where $t \sim \mathcal{U}([0, 1])$ and $\|\cdot\|_g^2$ is the norm induced by the Riemannian metric $g : \mathcal{T}\mathcal{M} \times \mathcal{T}\mathcal{M} \rightarrow \mathbb{R}$. Samples can then be generated by solving the ODE in Eq. (1) using the learned vector field \hat{v} in place of v .

3.2 Generative modeling on protein backbones

The atom positions of each residue in a protein backbone can be parameterized by an element $T \in \text{SE}(3)$ of the special Euclidean group SE(3) (Jumper et al., 2021; Yim et al., 2023b). We refer to $T = (r, x)$ as a frame consisting of a rotation $r \in \text{SO}(3)$ and translation vector $x \in \mathbb{R}^3$. The protein backbone is made of N residues, meaning it can be parameterized by N frames denoted as $\mathbf{T} = [T^{(1)}, \dots, T^{(N)}] \in \text{SE}(3)^N$. We use

⁴FrameFlow uses 16.8 million parameters compared to RFdiffusion’s 59.8 million.

⁵Unfortunately the meaning of “conditional” is overloaded. The conditionals will be clear from the context.

bold face to refer to vectors of all the residues, superscripts to refer to residue indices, and subscripts refer to time. Details of the $\text{SE}(3)^N$ backbone parameterization can be found in App. B.1.

We use $\text{SE}(3)$ flow matching to develop a generative model of our $\text{SE}(3)^N$ representation of protein backbones. The application of Riemannian flow matching to $\text{SE}(3)$ was previously developed in Yim et al. (2023a); Bose et al. (2023). Endowing $\text{SE}(3)$ with the product left-invariant metric, the $\text{SE}(3)$ manifold effectively behaves as the product manifold $\text{SE}(3) = \text{SO}(3) \times \mathbb{R}^3$ (App. D.3 of Yim et al. (2023b)). The vector field over $\text{SE}(3)$ can then be decomposed as $v_{\text{SE}(3)}^{(n)}(\cdot, t) = (v_{\mathbb{R}}^{(n)}(\cdot, t), v_{\text{SO}(3)}^{(n)}(\cdot, t))$. We parameterize each vector field as

$$\hat{v}_{\mathbb{R}}^{(n)}(\mathbf{T}_t, t) = \frac{\hat{x}_1^{(n)}(\mathbf{T}_t) - x_t^{(n)}}{1-t}, \quad \hat{v}_{\text{SO}(3)}^{(n)}(\mathbf{T}_t, t) = \frac{\log_{r_t^{(n)}}(\hat{r}_1^{(n)}(\mathbf{T}_t))}{1-t}. \quad (3)$$

The outputs of the neural network are *denoised* predictions $\hat{x}_1^{(n)}$ and $\hat{r}_1^{(n)}$ which are used to calculate the vector fields. The loss becomes,

$$\mathcal{L}_{\text{SE}(3)} = \mathbb{E}_{t, p_1(\mathbf{T}_1), p_0(\mathbf{T}_0)} \left[\left\| \mathbf{u}_{\text{SE}(3)}(\mathbf{T}_t, t | \mathbf{T}_1) - \hat{\mathbf{v}}_{\text{SE}(3)}(\mathbf{T}_t, t) \right\|_{\text{SE}(3)}^2 \right] \quad (4)$$

$$= \mathbb{E}_{t, p_1(\mathbf{T}_1), p_0(\mathbf{T}_0)} \left[\left\| \mathbf{u}_{\mathbb{R}}(\mathbf{x}_t, t | \mathbf{x}_1) - \hat{\mathbf{v}}_{\mathbb{R}}(\mathbf{T}_t, t) \right\|_{\mathbb{R}}^2 + \left\| \mathbf{u}_{\text{SO}(3)}(\mathbf{r}, t | \mathbf{r}_1) - \hat{\mathbf{v}}_{\text{SO}(3)}(\mathbf{T}_t, t) \right\|_{\text{SO}(3)}^2 \right] \quad (5)$$

where we have used bold-face for collections of elements, i.e. $\hat{\mathbf{v}}(\cdot) = [\hat{v}^{(1)}(\cdot), \dots, \hat{v}^{(N)}(\cdot)]$. Our prior is chosen as $p_0(\mathbf{T}_0) = \mathcal{U}(\text{SO}(3))^N \otimes \mathcal{N}(0, I_3)^N$, where $\mathcal{U}(\text{SO}(3))$ is the uniform distribution over $\text{SO}(3)$ and $\mathcal{N}(0, I_3)$ is the isotropic Gaussian where samples are centered to have zero centre of mass.

Practical details of $\text{SE}(3)$ flow matching closely follow FrameFlow (Yim et al., 2023a) where additional auxiliary losses and weights are used. To learn the vector field, we use the neural network architecture from FrameDiff (Yim et al., 2023b) that is comprised of layers that use Invariant Point Attention (IPA) (Jumper et al., 2021) and Transformer blocks (Vaswani et al., 2017). FrameFlow details are provided in App. B.2.

4 Motif-scaffolding with FrameFlow

We now describe our two strategies for performing motif-scaffolding with the FrameFlow model: motif amortization (Sec. 4.1) and motif guidance (Sec. 4.2). Recall the full protein backbone is given by $\mathbf{T} = \{T_1, T_2, \dots, T_N\} \in \text{SE}(3)^N$. The residues can be separated into the motif $\mathbf{T}^M = \{T_{i_1}, \dots, T_{i_k}\}$ of length k where $\{i_1, \dots, i_k\} \subset \{1, \dots, N\}$, and the scaffold \mathbf{T}^S is all the remaining residues, $\mathbf{T} = \mathbf{T}^M \cup \mathbf{T}^S$. The task of motif-scaffolding can then be framed as a sampling problem of the conditional distribution $p(\mathbf{T}^S | \mathbf{T}^M)$.

4.1 Motif amortization

In motif conditioning, we train a variant of FrameFlow that additionally takes the motif as input when generating scaffolds (and keeping the motif fixed). Formally, we model a motif-conditioned CNF,

$$\frac{d}{dt} \phi_t(\mathbf{T}_0^S | \mathbf{T}^M) = v(\phi_t, t | \mathbf{T}^M), \quad \phi_0(\mathbf{T}_0^S | \mathbf{T}^M) = \mathbf{T}_0^S. \quad (6)$$

The flow then transforms a prior density over scaffolds along time as $p_t(\cdot | \mathbf{T}^M) = [\phi_t]_* p_0(\cdot | \mathbf{T}^M)$. We use the same prior as in Sec. 3.2, $p_0(\mathbf{T}_0^S | \mathbf{T}^M) = p_0(\mathbf{T}_0^S)$. We regress to the conditional vector field $u(\mathbf{T}_t^S, t | \mathbf{T}_1^S, \mathbf{T}^M)$ where \mathbf{T}_t^S is defined by interpolating along the geodesic path, $\mathbf{T}_t^S = \exp_{\mathbf{T}_0^S} \left(t \log_{\mathbf{T}_0^S}(\mathbf{T}_1^S) \right)$. The implication is that u is conditionally independent of the motif \mathbf{T}^M given \mathbf{T}_1^S . This simplifies our formulation to $u(\mathbf{T}_t^S, t | \mathbf{T}_1^S, \mathbf{T}^M) = u(\mathbf{T}_t^S, t | \mathbf{T}_1^S)$ that is defined in Sec. 3.2. However, when we learn the vector field, the model needs to condition on \mathbf{T}^M since the motif placement \mathbf{T}^M contains information on the true scaffold positions \mathbf{T}_1^S . The objective becomes,

$$\mathcal{L} = \mathbb{E}_{t, p(\mathbf{T}^M), p_1(\mathbf{T}_1^S | \mathbf{T}^M), p_0(\mathbf{T}_0^S)} \left[\left\| \mathbf{u}_{\text{SE}(3)}(\mathbf{T}_t^S, t | \mathbf{T}_1^S) - \hat{\mathbf{v}}_{\text{SE}(3)}(\mathbf{T}_t^S, t | \mathbf{T}^M) \right\|_{\text{SE}(3)}^2 \right]. \quad (7)$$

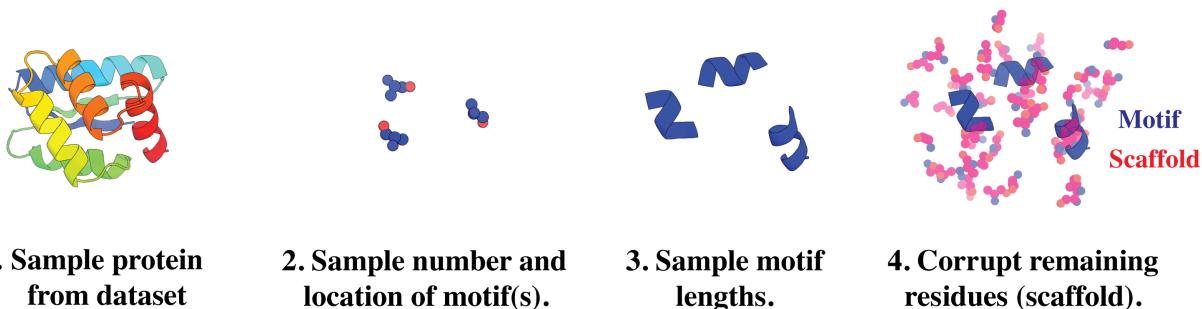


Figure 2: **Motif data augmentation.** Each protein in the dataset does not come with pre-defined motif-scaffold annotations. Instead, we construct plausible motifs at random to simulate sampling from the distribution of motifs and scaffolds.

The above expectation requires access to the motif and scaffold distributions, $p(\mathbf{T}^M)$ and $p_1(\mathbf{T}_1^S|\mathbf{T}^M)$, during training. While some labels exist for which residues correspond to the functional motif, the vast majority of protein structures in the PDB do not have labels. We instead utilize unlabeled PDB structures to perform data augmentation (discussed next) that allows sampling a wide range of motifs and scaffolds.

Implementation details. To learn the motif-conditioned vector field \hat{v}_t , we use the FrameFlow architecture with a 1D mask as additional input with a 1 at the location of the motif and 0 elsewhere. To maintain SE(3)-equivariance, it is important to zero-center the motif and initial noise sample from $p_0(\mathbf{T}_0^S|\mathbf{T}^M)$.

4.1.1 Data augmentation.

Eq. (7) requires sampling from $p(\mathbf{T}^M)$ and $p_1(\mathbf{T}_1^S|\mathbf{T}^M)$, which we do not have access to but can simulate using unlabeled structures from the PDB. Our pseudo-labeled motifs and scaffolds are generated as follows (also depicted in Fig. 2). First, a protein structure is sampled from the PDB dataset. Second, a random number of residues are selected to be the starting locations of each motif. Third, a random number of additional residues are appended onto each motif thereby extending their lengths. Lastly, the remaining residues are treated as the scaffold and corrupted. The motif and scaffold are treated as samples from $p(\mathbf{T}^M)$ and $p_1(\mathbf{T}_1^S|\mathbf{T}^M)$ respectively. Importantly, each protein will be re-used on subsequent epochs where new motifs and scaffolds will be sampled. Our pseudo motif-scaffolds cover a wide range of scenarios that cover multiple motifs of different lengths. We note this strategy was also used in RFdiffusion and bears resemblance to span masking (Hsu et al., 2022). Each step is described in Algorithm 1.

Algorithm 1 Motif-scaffold data augmentation

Require: Protein backbone \mathbf{T} ; Min and max motif percent $\gamma_{\min}, \gamma_{\max}$.

- 1: $s \sim \text{Uniform}\{ \lfloor N \cdot \gamma_{\min} \rfloor, \dots, \lfloor N \cdot \gamma_{\max} \rfloor \}$ ▷ Sample maximum motif size.
 - 2: $m \sim \text{Uniform}\{1, \dots, s\}$ ▷ Sample maximum number of motifs.
 - 3: $\mathbf{T}^M \leftarrow \emptyset$
 - 4: **for** $i \in \{1, \dots, m\}$ **do**
 - 5: $j \sim \text{Uniform}\{1, \dots, N\} \setminus \mathbf{T}^M$ ▷ Sample location for each motif
 - 6: $\ell \sim \text{Uniform}\{1, \dots, s - m + i - |\mathbf{T}^M|\}$ ▷ Sample length of each motif.
 - 7: $\mathbf{T}^M \leftarrow \mathbf{T}^M \cup \{T_j, \dots, T_{\min(j+\ell, N)}\}$ ▷ Append to existing motif.
 - 8: **end for**
 - 9: $\mathbf{T}^S \leftarrow \{T_1, \dots, T_N\} \setminus \mathbf{T}^M$ ▷ Assign rest of residues as the scaffold
 - 10: **return** $\mathbf{T}^M, \mathbf{T}^S$
-

4.2 Motif guidance

We now present an alternative Bayesian approach to motif-scaffolding that does not involve learning a motif-conditioned flow model. This can be useful when an unconditional generative flow model is available at hand and additional training is too costly. The idea behind motif guidance, first described as a special case of TDS (Wu et al., 2023) using diffusion models, is to use the desired motif \mathbf{T}^M to bias the model’s generative trajectory such that the motif residues end up in their known positions. The scaffold residues follow a trajectory that create a consistent whole protein backbone, thus achieving motif-scaffolding.

The key insight comes from connecting flow matching to diffusion models to which motif guidance can be applied. Sampling from the noise distribution p_0 and then integrating the learned vector field $\hat{\mathbf{v}}$ (by minimizing CFM objective in Eq. (5)) allows for sampling $p_t(\mathbf{x}_t)$

$$d\mathbf{T}_t = \hat{\mathbf{v}}(\mathbf{T}_t, t)dt = \left[f(\mathbf{T}_t, t) - \frac{1}{2}g(t)^2 \nabla \log p_t(\mathbf{T}_t) \right] dt, \quad (8)$$

where the RHS is the probability flow ODE (Song et al., 2020), with f and g respectively the drift and diffusion coefficients. Our aim is to sample from the conditional $p(\mathbf{T}|\mathbf{T}^M)$ from which we can extract $p(\mathbf{T}^S|\mathbf{T}^M)$. We modify Eq. (8) to be conditioned on the motif followed by an application of Bayes rule,

$$\begin{aligned} d\mathbf{T}_t &= \left[f(\mathbf{T}_t, t) - \frac{1}{2}g(t)^2 \nabla \log p_t(\mathbf{T}_t|\mathbf{T}^M) \right] dt = \left[f(\mathbf{T}_t, t) - \frac{1}{2}g(t)^2 (\nabla \log p_t(\mathbf{T}_t) + \nabla \log p_t(\mathbf{T}^M|\mathbf{T}_t)) \right] dt \\ &= \left[\underbrace{\hat{\mathbf{v}}_{\text{SE}(3)}(\mathbf{T}_t, t)}_{\text{unconditional vector field}} \quad - \frac{1}{2}g(t)^2 \underbrace{\nabla \log p_t(\mathbf{T}^M|\mathbf{T}_t)}_{\text{guidance term}} \right] dt. \end{aligned} \quad (9)$$

The conditional score in Eq. (9) is unknown, yet it can be approximated by marginalising out \mathbf{T}_1 using the denoised output from the neural network (Song et al., 2022; Chung et al., 2022; Wu et al., 2023),

$$p_t(\mathbf{T}^M|\mathbf{T}_t) = \int p_t(\mathbf{T}^M|\mathbf{T}_1)p_1(\mathbf{T}_1|\mathbf{T}_t)d\mathbf{T}_1 \approx \int p_t(\mathbf{T}^M|\mathbf{T}_1)\delta_{\hat{\mathbf{T}}_1^M(\mathbf{T}_t)}(\mathbf{T}_t)d\mathbf{T}_1 = p_t(\mathbf{T}^M|\hat{\mathbf{T}}_1^M(\mathbf{T}_t)),$$

where $p_t(\mathbf{T}^M|\hat{\mathbf{T}}_1^M(\mathbf{T}_t)) \propto \mathcal{N}(\mathbf{x}^M; \hat{\mathbf{x}}_1^M(\mathbf{T}_t), \omega_t^2 \mathbf{I}_{3k}) \exp\left(-\|\mathbf{r}^M - \hat{\mathbf{r}}_1^M(\mathbf{T}_t)\|_{\text{SO}(3)}^2 / \omega_t^2\right)$ is a user-chosen likelihood that quantifies the distance to the desired motif. ω_t is a hyperparameter that controls the magnitude of the guidance which we set to $\omega_t^2 = (1-t)^2 / (t^2 + (1-t)^2)$. We can interpret Eq. (9) as doing unconditional generation by following $\hat{\mathbf{v}}_{\text{SE}(3)}(\mathbf{T}, t)$ while $\nabla \log p_t(\mathbf{T}^M|\mathbf{T}_t)$ guides the motif by minimizing the distance to the true motif. Following SE(3) flow matching, Eq. (9) becomes the following,

$$\text{Translations: } d\mathbf{x}_t = \left[\hat{\mathbf{v}}_{\mathbb{R}}(\mathbf{T}_t, t) + \frac{1}{2}g(t)^2 \nabla_{\mathbf{x}_t} \|\mathbf{x}^M - \hat{\mathbf{x}}_1^M(\mathbf{T}_t)\|_{\mathbb{R}}^2 / \omega_t^2 \right] dt, \quad (10)$$

$$\text{Rotations: } d\mathbf{r}_t = \left[\hat{\mathbf{v}}_{\text{SO}(3)}(\mathbf{T}_t, t) + \frac{1}{2}g(t)^2 \nabla_{\mathbf{r}_t} \|\mathbf{r}^M - \hat{\mathbf{r}}_1^M(\mathbf{T}_t)\|_{\text{SO}(3)}^2 / \omega_t^2 \right] dt. \quad (11)$$

We need to choose $g(t)$ such that it matches the learned probability path. This was concurrently done in Pokle et al. (2023), where they showed $g(t) = (1-t)/t$ in the Euclidean setting, see App. C for a derivation. A similar calculation is non-trivial for SO(3), hence we use the same $g(t)$ and observe good performance.

5 Experiments

In this section, we report the results of training FrameFlow for motif-scaffolding. Sec. 5.1 describes training, sampling, and metrics. We briefly provide results on unconditional backbone generation in Sec. 5.2. Sec. 5.3 then reports metrics on the motif-scaffolding benchmark introduced in RFdiffusion. Additional motif-scaffolding analysis is provided in App. E.

5.1 Set-up

Training. We train two FrameFlow models. FrameFlow-amortization is trained with motif amortization as described in Sec. 4.1 with data augmentation using hyperparameters: $\gamma_{\min} = 0.05$ so the motif is never

Table 1: Unconditional generation metrics.

Method	Des.(\uparrow)	Div. (\uparrow)	Nov. (\downarrow)
FrameFlow	0.80	171	0.61
RFdiffusion	0.87	156	0.64

Table 2: Motif-scaffolding aggregate metrics

Method	Solved (\uparrow)	Div. (\uparrow)
FrameFlow-conditioning	21	353
FrameFlow-guidance	20	180
RFdiffusion	20	141
TDS	19	161

degenerately small and $\gamma_{\max} = 0.5$ to avoid motif being the majority of the backbone. FrameFlow-guidance, to be used in motif guidance, is trained unconditionally on full backbones. Both models are trained using the filtered PDB monomer dataset introduced in FrameDiff. We use the ADAM optimizer (Kingma & Ba, 2014) with learning rate 0.0001. We train each model for 6 days on 2 A6000 NVIDIA GPUs with dynamic batch sizes depending on the length of the proteins in each batch — a technique from FrameDiff.

Sampling. We use the Euler-Maruyama integrator with 500 timesteps for all sampling. We sample 100 scaffolds for each of the 24 monomer motifs following the guidelines in the motif-scaffolding benchmark proposed in RFdiffusion. The benchmark has 25 motifs, but the motif 6VW1 involves multiple chains that FrameFlow cannot handle.

Metrics. Previously, motif-scaffolding was only evaluated through samples passing *designability* (**Des.**). For a description of designability see App. D. In addition to designability, we also calculate the *diversity* (**Div.**) of scaffolds as the number of clusters out of the designable samples. Designing a diverse range of scaffolds increases chances of success in wet-lab validation. This provides an additional data point to check for mode collapse where the model is sampling the same scaffold repeatedly. Clusters are computed using MaxCluster (Herbert & Sternberg, 2008) with TM-score threshold set to 0.5. *Novelty* (**Nov.**) is the average over the TM-score of each sample to its closest protein in the PDB computed using FoldSeek (van Kempen et al., 2022). We only report novelty for unconditional generation as since novelty is not necessarily a desirable property for scaffolds and is expensive for large number of proteins.

5.2 Unconditional backbone results

We present backbone generation results of the unconditional FrameFlow model used in FrameFlow-guidance. We do not perform an in-depth analysis since this task is not the focus of our work. Characterizing the backbone generation performance ensures we are using a reliable unconditional model for motif-scaffolding. We evaluate the unconditionally trained FrameFlow model by sampling 100 samples from lengths 70, 100, 200, and 300 as done in RFdiffusion. The results are shown in Tab. 1. We find that FrameFlow achieves slightly worse designability while achieving improved diversity and novelty. We conclude that FrameFlow is able to achieve strong unconditional backbone generation results that are on par with a current state-of-the-art unconditional diffusion model RFdiffusion.

5.3 Motif-scaffolding results

As baselines, we consider RFdiffusion and the Twisted Diffusion Sampler (TDS). We downloaded RFdiffusion’s published samples and re-ran TDS with $k = 8$ particles — note TDS uses 8 times more neural network evaluations. We refer to FrameFlow-amortization as our results with motif amortization while FrameFlow-guidance uses motif guidance. Fig. 3 shows how each method fares against each other in designability and diversity. In general, RFdiffusion tends to get higher designable success rates, but FrameFlow-amortization and FrameFlow-guidance are able to achieve more unique scaffolds per motif. TDS achieves lower designable scaffolds on average, but demonstrates strong performance on a small subset of motifs.

Tab. 2 provides the number of motifs each method solves – which means at least one designable scaffold is sampled – and the number of total designable clusters sampled across all motifs. Here we see FrameFlow-conditioning solves the most motifs and gets nearly double the number of clusters as FrameFlow-guidance. Fig. 4 visualizes several of the clusters for motifs 1QJG, 1YCR, and 5TPN where FrameFlow can generate nearly 6 times more clusters than RFdiffusion. Each scaffold demonstrates a wide range of secondary structure elements and lengths. App. E provides additional analysis into the FrameFlow motif-scaffolding results.

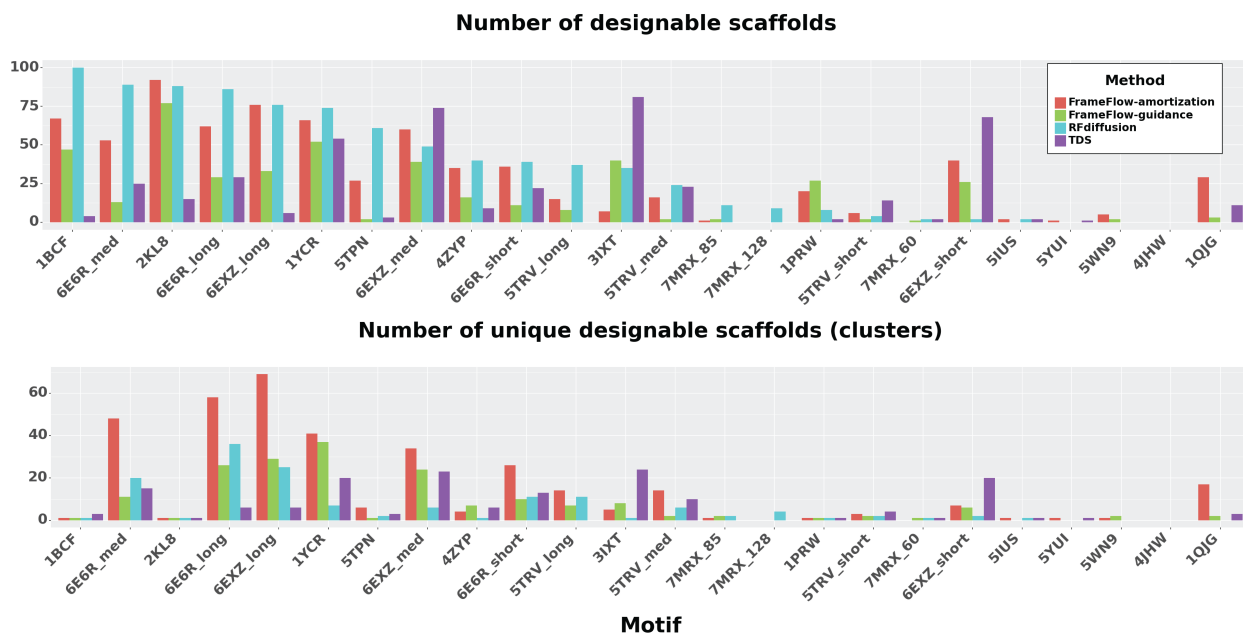


Figure 3: **Motif-scaffolding results.** (Top) Number of designable scaffolds for each motif using each method. While there is no clear trend, it appears RDiffusion tends to have the highest success rates. (Bottom) Closer inspection into the number of *unique* designable scaffolds (measured as number of clusters) for each method shows a different story where FrameFlow and TDS have more successful scaffolds.

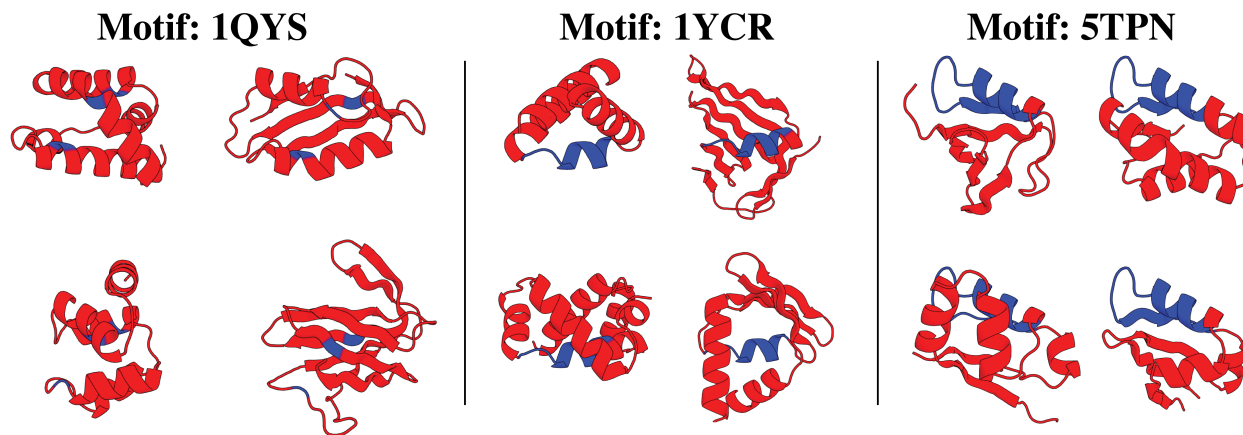


Figure 4: **FrameFlow-amortization diversity.** In blue is the motif while red is the scaffold. For each motif (1QJG, 1YCR, 5TPN), we show FrameFlow-amortization can generate scaffolds of different lengths and various secondary structure elements for the same motif. Each scaffold is in a unique cluster.

6 Discussion

In this work, we present two methods of motif-scaffolding with FrameFlow. These methods can be used with any flow-based model. First, in motif-amortization we adapt the training of FrameFlow to additionally be conditioned on the motif — in effect turning FrameFlow into a conditional generative model. Second, with motif guidance, we use an unconditionally trained FrameFlow for the task of motif-scaffolding though without any additional task-specific training. We evaluated both approaches, FrameFlow-amortization and FrameFlow-guidance, on the motif-scaffolding benchmark from RDiffusion where we find both methods

achieve competitive results with state-of-the-art methods. Moreover, they are able to sample more unique scaffolds and achieve higher diversity. We stress the need to report both success rate and diversity to detect when a model suffers from mode collapse. Lastly, we caveat that all our results and metrics are computational, which may not necessarily transfer to wet-lab success.

Future directions. Our results demonstrate a promising avenue for flow-based models in conditional generation for protein design. We have extended FrameFlow for motif-scaffolding; further extensions include binder, enzyme, and symmetric design — all which RFDiffusion can currently achieve. While motif guidance does not outperform motif amortization, it is possible extending TDS to flow matching could close that gap. We make use of a heuristic for Riemannian reconstruction guidance that may be further improved. Despite our progress, there still remains areas of improvement to achieve success in all 25 motifs in the benchmark. One such improvement is to jointly model the sequence to learn useful features about the motif’s amino acids in generating the scaffold.

Author Contributions

JY, AYKF, and FN conceived the study. JY designed and implemented FrameFlow and FrameFlow-amortization. EM designed and implemented FrameFlow-guidance. JY, AC, EM, and AYKF ran experiments. JY, AC, EM, and AYKF wrote the manuscript. MG, JLL, SL, VGS, and BSV contributed to the codebase used for experimentation and are ordered alphabetically. TJ, RB, and FN advised and oversaw the study.

Acknowledgments

The authors thank Brian Trippe, Joseph Watson, Nathaniel Bennett, Luhuan Wu, Valentin De Bortoli, and Michael Albergo for helpful discussion.

We thank the Python (Van Rossum & Drake Jr, 1995), PyTorch (Paszke et al., 2019), Hydra (Yadan, 2019), Numpy (Harris et al., 2020), Scipy (Virtanen et al., 2020), Matplotlib (Hunter, 2007), Pandas (McKinney et al., 2010) and OpenFold (Ahdritz et al., 2022) teams, as our codebase is built on these great libraries.

JY was supported in part by an NSF-GRFP. JY, RB, and TJ acknowledge support from NSF Expeditions grant (award 1918839: Collaborative Research: Understanding the World Through Code), Machine Learning for Pharmaceutical Discovery and Synthesis (MLPDS) consortium, the Abdul Latif Jameel Clinic for Machine Learning in Health, the DTRA Discovery of Medical Countermeasures Against New and Emerging (DOMANE) threats program, the DARPA Accelerated Molecular Discovery program and the Sanofi Computational Antibody Design grant. IF is supported by the Office of Naval Research, the Howard Hughes Medical Institute (HHMI), and NIH (NIMH-MH129046). EM is supported by an EPSRC Prosperity Partnership EP/T005386/1 between Microsoft Research and the University of Cambridge. AC acknowledges support from the EPSRC CDT in Modern Statistics and Statistical Machine Learning (EP/S023151/1).

References

- Gustaf Ahdritz, Nazim Bouatta, Sachin Kadyan, Qinghui Xia, William Gerecke, Timothy J O’Donnell, Daniel Berenberg, Ian Fisk, Niccola Zanichelli, Bo Zhang, et al. OpenFold: Retraining AlphaFold2 yields new insights into its learning mechanisms and capacity for generalization. *bioRxiv*, 2022.
- Sarah Alamdari, Nitya Thakkar, Rianne van den Berg, Alex Xijie Lu, Nicolo Fusi, Ava Pardis Amini, and Kevin K Yang. Protein generation with evolutionary diffusion: sequence is all you need. *bioRxiv*, pp. 2023–09, 2023.
- Michael S Albergo, Mark Goldstein, Nicholas M Boffi, Rajesh Ranganath, and Eric Vanden-Eijnden. Stochastic interpolants with data-dependent couplings. *arXiv preprint arXiv:2310.03725*, 2023.
- Minkyung Baek, Ivan Anishchenko, Ian Humphreys, Qian Cong, David Baker, and Frank DiMaio. Efficient and accurate prediction of protein structure using rosettafold2. *bioRxiv*, pp. 2023–05, 2023.

-
- Nathaniel R Bennett, Brian Coventry, Inna Goreshnik, Buwei Huang, Aza Allen, Dionne Vafeados, Ying Po Peng, Justas Dauparas, Minkyung Baek, Lance Stewart, et al. Improving de novo protein binder design with deep learning. *Nature Communications*, 14(1):2625, 2023.
- Helen M Berman, John Westbrook, Zukang Feng, Gary Gilliland, Talapady N Bhat, Helge Weissig, Ilya N Shindyalov, and Philip E Bourne. The protein data bank. *Nucleic acids research*, 28(1):235–242, 2000.
- Avishek Joey Bose, Tara Akhound-Sadegh, Kilian Fatras, Guillaume Huguet, Jarrid Rector-Brooks, Cheng-Hao Liu, Andrei Cristian Nica, Maksym Korablyov, Michael Bronstein, and Alexander Tong. Se (3)-stochastic flow matching for protein backbone generation. *arXiv preprint arXiv:2310.02391*, 2023.
- Ricky T. Q. Chen and Yaron Lipman. Riemannian Flow Matching on General Geometries, February 2023. URL <http://arxiv.org/abs/2302.03660>.
- Ricky TQ Chen, Yulia Rubanova, Jesse Bettencourt, and David K Duvenaud. Neural ordinary differential equations. *Advances in neural information processing systems*, 31, 2018.
- Hyungjin Chung, Jeongsol Kim, Michael T Mccann, Marc L Klasky, and Jong Chul Ye. Diffusion posterior sampling for general noisy inverse problems. *arXiv preprint arXiv:2209.14687*, 2022.
- Bruno E Correia, John T Bates, Rebecca J Loomis, Gretchen Baneyx, Chris Carrico, Joseph G Jardine, Peter Rupert, Colin Correnti, Oleksandr Kalyuzhniy, Vinayak Vittal, Mary J Connell, Eric Stevens, Alexandria Schroeter, Man Chen, Skye Macpherson, Andreia M Serra, Yumiko Adachi, Margaret A Holmes, Yuxing Li, Rachel E Klevit, Barney S Graham, Richard T Wyatt, David Baker, Roland K Strong, James E Crowe, Jr, Philip R Johnson, and William R Schief. Proof of principle for epitope-focused vaccine design. *Nature*, 507(7491):201–206, 2014.
- Quan Dao, Hao Phung, Binh Nguyen, and Anh Tran. Flow matching in latent space. *arXiv preprint arXiv:2307.08698*, 2023.
- J. Dauparas, I. Anishchenko, N. Bennett, H. Bai, R. J. Ragotte, L. F. Milles, B. I. M. Wicky, A. Courbet, R. J. de Haas, N. Bethel, P. J. Y. Leung, T. F. Huddy, S. Pellock, D. Tischer, F. Chan, B. Koepnick, H. Nguyen, A. Kang, B. Sankaran, A. K. Bera, N. P. King, and D. Baker. Robust deep learning-based protein sequence design using ProteinMPNN. *Science*, 378(6615):49–56, 2022.
- Kieran Didi, Francisco Vargas, Simon V Mathis, Vincent Dutordoir, Emile Mathieu, Urszula J Komorowska, and Pietro Lio. A framework for conditional diffusion modelling with applications in motif scaffolding for protein design. *arXiv preprint arXiv:2312.09236*, 2023.
- Charles R. Harris, K. Jarrod Millman, Stéfan J. van der Walt, Ralf Gommers, Pauli Virtanen, David Cournapeau, Eric Wieser, Julian Taylor, Sebastian Berg, Nathaniel J. Smith, Robert Kern, Matti Picus, Stephan Hoyer, Marten H. van Kerkwijk, Matthew Brett, Allan Haldane, Jaime Fernández del Río, Mark Wiebe, Pearu Peterson, Pierre Gérard-Marchant, Kevin Sheppard, Tyler Reddy, Warren Weckesser, Hameer Abbasi, Christoph Gohlke, and Travis E. Oliphant. Array programming with NumPy. *Nature*, 585(7825):357–362, September 2020.
- Alex Herbert and MJE Sternberg. MaxCluster: a tool for protein structure comparison and clustering. 2008.
- Jonathan Ho and Tim Salimans. Classifier-free diffusion guidance. *arXiv preprint arXiv:2207.12598*, 2022.
- Jonathan Ho, Tim Salimans, Alexey Gritsenko, William Chan, Mohammad Norouzi, and David J. Fleet. Video diffusion models, 2022.
- Chloe Hsu, Robert Verkuil, Jason Liu, Zeming Lin, Brian Hie, Tom Sercu, Adam Lerer, and Alexander Rives. Learning inverse folding from millions of predicted structures. In *International Conference on Machine Learning*, pp. 8946–8970. PMLR, 2022.
- J. D. Hunter. Matplotlib: A 2d graphics environment. *Computing in Science & Engineering*, 9(3):90–95, 2007.

-
- John B Ingraham, Max Baranov, Zak Costello, Karl W Barber, Wujie Wang, Ahmed Ismail, Vincent Frappier, Dana M Lord, Christopher Ng-Thow-Hing, Erik R Van Vlack, et al. Illuminating protein space with a programmable generative model. *Nature*, pp. 1–9, 2023.
- Lin Jiang, Eric A Althoff, Fernando R Clemente, Lindsey Doyle, Daniela Rothlisberger, Alexandre Zanghellini, Jasmine L Gallaher, Jamie L Betker, Fujie Tanaka, Carlos F Barbas III, Donald Hilvert, Kendal N Houk, Barry L. Stoddard, and David Baker. De novo computational design of retro-aldol enzymes. *Science*, 319(5868):1387–1391, 2008.
- John Jumper, Richard Evans, Alexander Pritzel, Tim Green, Michael Figurnov, Olaf Ronneberger, Kathryn Tunyasuvunakool, Russ Bates, Augustin Žídek, Anna Potapenko, et al. Highly accurate protein structure prediction with alphafold. *Nature*, 2021.
- Wolfgang Kabsch and Christian Sander. Dictionary of protein secondary structure: pattern recognition of hydrogen-bonded and geometrical features. *Biopolymers: Original Research on Biomolecules*, 22(12): 2577–2637, 1983.
- Diederik P Kingma and Jimmy Ba. Adam: A method for stochastic optimization. *arXiv preprint arXiv:1412.6980*, 2014.
- Leon Klein, Andreas Krämer, and Frank Noé. Equivariant flow matching. *arXiv preprint arXiv:2306.15030*, 2023.
- Jonas Köhler, Leon Klein, and Frank Noé. Equivariant flows: exact likelihood generative learning for symmetric densities. In *International conference on machine learning*, pp. 5361–5370. PMLR, 2020.
- Yaron Lipman, Ricky TQ Chen, Heli Ben-Hamu, Maximilian Nickel, and Matt Le. Flow matching for generative modeling. *International Conference on Learning Representations*, 2023.
- Wes McKinney et al. Data structures for statistical computing in python. In *Proceedings of the 9th Python in Science Conference*, volume 445, pp. 51–56. Austin, TX, 2010.
- Dmitry I Nikolayev and Tatjana I Savyolov. Normal distribution on the rotation group $SO(3)$. *Textures and Microstructures*, 29, 1970.
- Adam Paszke, Sam Gross, Francisco Massa, Adam Lerer, James Bradbury, Gregory Chanan, Trevor Killeen, Zeming Lin, Natalia Gimelshein, Luca Antiga, Alban Desmaison, Andreas Kopf, Edward Yang, Zachary DeVito, Martin Raison, Alykhan Tejani, Sasank Chilamkurthy, Benoit Steiner, Lu Fang, Junjie Bai, and Soumith Chintala. Pytorch: An imperative style, high-performance deep learning library. In *Advances in Neural Information Processing Systems*. 2019.
- Ashwini Pokle, Matthew J Muckley, Ricky TQ Chen, and Brian Karrer. Training-free linear image inversion via flows. *arXiv preprint arXiv:2310.04432*, 2023.
- Erik Procko, Geoffrey Y Berguig, Betty W Shen, Yifan Song, Shani Frayo, Anthony J Convertine, Daciana Margineantu, Garrett Booth, Bruno E Correia, Yuanhua Cheng, William R Schief, David M Hockenbery, Oliver W Press, Barry L Stoddard, Patrick S Stayton, and David Baker. A computationally designed inhibitor of an Epstein-Barr viral BCL-2 protein induces apoptosis in infected cells. *Cell*, 157(7):1644–1656, 2014.
- Simo Särkkä and Arno Solin. *Applied Stochastic Differential Equations*. Cambridge University Press, 1 edition, April 2019. ISBN 978-1-108-18673-5 978-1-316-51008-7 978-1-316-64946-6. doi: 10.1017/9781108186735.
- Neta Shaul, Ricky TQ Chen, Maximilian Nickel, Matthew Le, and Yaron Lipman. On kinetic optimal probability paths for generative models. In *International Conference on Machine Learning*, pp. 30883–30907. PMLR, 2023.

-
- Justin B Siegel, Alexandre Zanghellini, Helena M Lovick, Gert Kiss, Abigail R Lambert, Jennifer L StClair, Jasmine L Gallaher, Donald Hilvert, Michael H Gelb, Barry L Stoddard, Kendall N Houk, Forrest E Michael, and David Baker. Computational design of an enzyme catalyst for a stereoselective bimolecular Diels-Alder reaction. *Science*, 329(5989):309–313, 2010.
- Jiaming Song, Arash Vahdat, Morteza Mardani, and Jan Kautz. Pseudoinverse-guided diffusion models for inverse problems. In *International Conference on Learning Representations*, 2022.
- Yang Song, Jascha Sohl-Dickstein, Diederik P Kingma, Abhishek Kumar, Stefano Ermon, and Ben Poole. Score-based generative modeling through stochastic differential equations. *arXiv preprint arXiv:2011.13456*, 2020.
- Brian L Trippe, Jason Yim, Doug Tischer, David Baker, Tamara Broderick, Regina Barzilay, and Tommi Jaakkola. Diffusion probabilistic modeling of protein backbones in 3d for the motif-scaffolding problem. *arXiv preprint arXiv:2206.04119*, 2022.
- Michel van Kempen, Stephanie Kim, Charlotte Tumescheit, Milot Mirdita, Johannes Söding, and Martin Steinegger. Foldseek: fast and accurate protein structure search. *bioRxiv*, 2022.
- Guido Van Rossum and Fred L Drake Jr. *Python reference manual*. Centrum voor Wiskunde en Informatica Amsterdam, 1995.
- Ashish Vaswani, Noam Shazeer, Niki Parmar, Jakob Uszkoreit, Llion Jones, Aidan N Gomez, Łukasz Kaiser, and Illia Polosukhin. Attention is all you need. *Advances in neural information processing systems*, 30, 2017.
- Pauli Virtanen, Ralf Gommers, Travis E. Oliphant, Matt Haberland, Tyler Reddy, David Cournapeau, Evgeni Burovski, Pearu Peterson, Warren Weckesser, Jonathan Bright, Stéfan J. van der Walt, Matthew Brett, Joshua Wilson, K. Jarrod Millman, Nikolay Mayorov, Andrew R. J. Nelson, Eric Jones, Robert Kern, Eric Larson, C J Carey, İlhan Polat, Yu Feng, Eric W. Moore, Jake VanderPlas, Denis Laxalde, Josef Perktold, Robert Cimrman, Ian Henriksen, E. A. Quintero, Charles R. Harris, Anne M. Archibald, Antônio H. Ribeiro, Fabian Pedregosa, Paul van Mulbregt, and SciPy 1.0 Contributors. SciPy 1.0: Fundamental Algorithms for Scientific Computing in Python. *Nature Methods*, 17:261–272, 2020.
- Jue Wang, Sidney Lisanza, David Juergens, Doug Tischer, Ivan Anishchenko, Minkyung Baek, Joseph L Watson, Jung Ho Chun, Lukas F Milles, Justas Dauparas, Marc Exposit, Wei Yang, Amijai Saragovi, Sergey Ovchinnikov, and David A. Baker. Deep learning methods for designing proteins scaffolding functional sites. *bioRxiv*, 2021.
- Joseph L Watson, David Juergens, Nathaniel R Bennett, Brian L Trippe, Jason Yim, Helen E Eisenach, Woody Ahern, Andrew J Borst, Robert J Ragotte, Lukas F Milles, et al. De novo design of protein structure and function with rdiffusion. *Nature*, pp. 1–3, 2023.
- Luhuan Wu, Brian L Trippe, Christian A Naeseth, David M Blei, and John P Cunningham. Practical and asymptotically exact conditional sampling in diffusion models. *arXiv preprint arXiv:2306.17775*, 2023.
- Omry Yadan. Hydra - a framework for elegantly configuring complex applications. Github, 2019.
- Jason Yim, Andrew Campbell, Andrew YK Foong, Michael Gastegger, José Jiménez-Luna, Sarah Lewis, Victor Garcia Satorras, Bastiaan S Veeling, Regina Barzilay, Tommi Jaakkola, et al. Fast protein backbone generation with se (3) flow matching. *arXiv preprint arXiv:2310.05297*, 2023a.
- Jason Yim, Brian L Trippe, Valentin De Bortoli, Emile Mathieu, Arnaud Doucet, Regina Barzilay, and Tommi Jaakkola. Se (3) diffusion model with application to protein backbone generation. *arXiv preprint arXiv:2302.02277*, 2023b.
- Qinqing Zheng, Matt Le, Neta Shaul, Yaron Lipman, Aditya Grover, and Ricky TQ Chen. Guided flows for generative modeling and decision making. *arXiv preprint arXiv:2311.13443*, 2023.

Appendix

A Organisation of appendices

The appendix is organized as follows. App. B provides details and derivations for FrameFlow (Yim et al., 2023a) that we introduce in Sec. 3.2. App. C provides derivation of motif guidance used in Sec. 4.2. Designability is an important metric in our experiments, so we provide a description of it in App. D. Lastly, we include additional motif-scaffolding results and analysis in App. E.

B FrameFlow details

B.1 Backbone SE(3) representation

A protein can be described by its sequence of residues, each of which takes on a discrete value from a vocabulary of amino acids, as well as the 3D structure based on the positions of atoms within each residue. The 3D structure in each residue can be separated into the backbone and side-chain atoms with the composition of backbone atoms being constant across all residues while the side-chain atoms vary depending on the amino acid assignment. For this reason, FrameFlow and previous SE(3) diffusion models (Watson et al., 2023; Yim et al., 2023b) only model the backbone atoms with the amino acids assumed to be unknown. A second model is typically used to design the amino acids after the backbone is generated. Each residue’s backbone atoms follows a repeated arrangement with limited degrees of freedom due to the rigidity of the covalent bonds. AlphaFold2 (AF2) (Jumper et al., 2021) proposed a SE(3) parameterization of the backbone atoms that we show in Fig. 5. AF2 uses a mapping of four backbone atoms to a single translation and rotation that reduces the degrees of freedom in the modeling. It is this SE(3) representation we use when modeling protein backbones. We refer to Appendix I of Yim et al. (2023b) for algorithmic details of mapping between elements of SE(3) and backbone atoms.

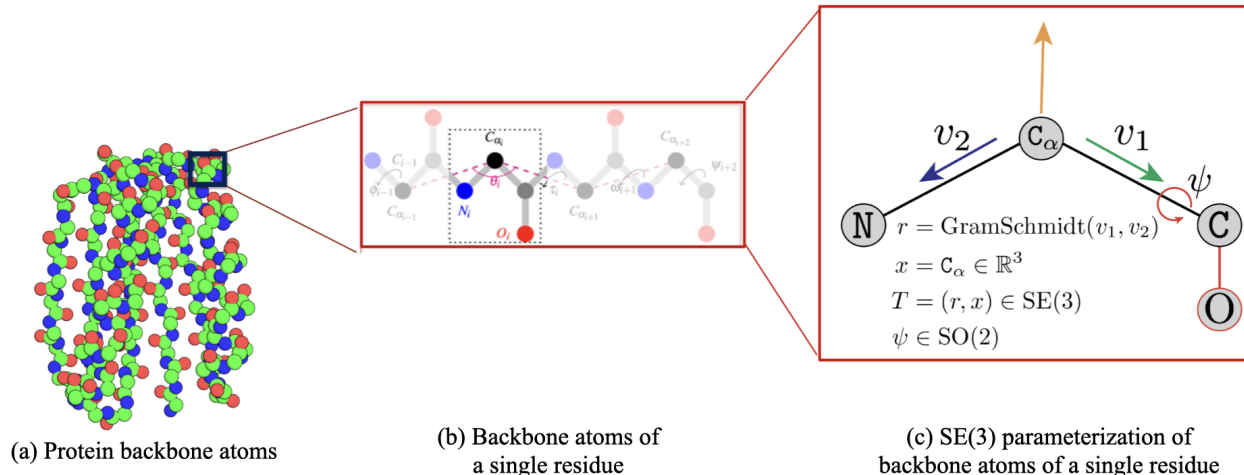


Figure 5: Backbone parameterization with SE(3). (a) Shows the full protein backbone atomic structure without side-chains. (b) Zooms in the backbone atoms of a single residue. Note the repeated arrangements of backbone atoms in each residue. (c) The transformation of turning each set of four backbone atoms into an element of SE(3).

B.2 SE(3) flow matching implementation

This section provides implementation details for SE(3) flow matching and FrameFlow. As stated in Sec. 3.1, $SE(3)^N$ can be characterized as the product manifold $SE(3)^N = \mathbb{R}^N \times SO(3)^N$. It follows that flow matching on $SE(3)^N$ is equivalent to flow matching on \mathbb{R}^{3N} and $SO(3)^N$. We will parameterize backbones with N

residues $\mathbf{T} = (\mathbf{x}, \mathbf{r}) \in \text{SE}(3)^N$ by translations $\mathbf{x} \in \mathbb{R}^{3N}$ and rotations $\mathbf{r} \in \text{SO}(3)^N$. As a reminder, we use bold face for vectors of all the residue: $\mathbf{T} = [T^{(1)}, \dots, T^{(N)}]$, $\mathbf{x} = [x^{(1)}, \dots, x^{(N)}]$, $\mathbf{r} = [r^{(1)}, \dots, r^{(N)}]$.

Riemannian flow matching (Sec. 3.1) proceeds by defining the conditional flows,

$$x_t^{(n)} = (1-t)x_0^{(n)} + tx_1^{(n)}, \quad r_t^{(n)} = \exp_{r_0^{(n)}} \left(t \log_{r_0^{(n)}}(r_1^{(n)}) \right), \quad (12)$$

for each residue $n \in \{1, \dots, N\}$. As priors we use $x_0^{(n)} \sim \overline{\mathcal{N}}(0, I_3)$ and $r_0^{(n)} \sim \mathcal{U}(\text{SO}(3))$. $\overline{\mathcal{N}}(0, I_3)$ is the isotropic Gaussian in 3D with centering where each sample is centered to have zero mean – this is important for equivariance later on. $\mathcal{U}(\text{SO}(3))$ is the uniform distribution over $\text{SO}(3)$. The end points $x_1^{(n)}$ and $r_1^{(n)}$ are samples from the data distribution p_1 .

Eq. (12) uses the geodesic path with linear interpolation; however, alternative conditional flows can be used (Chen & Lipman, 2023). A special property of $\text{SO}(3)$ is that \exp_{r_0} and \log_{r_0} can be computed in closed form using the well known Rodrigues’ formula. The corresponding conditional vector fields are

$$u_{\mathbb{R}}^{(n)}(x_t^{(n)}, t|x_1^{(n)}) = \frac{x_1^{(n)} - x_t^{(n)}}{1-t}, \quad u_{\text{SO}(3)}^{(n)}(r_t^{(n)}, t|r_1^{(n)}) = \frac{\log_{r_t^{(n)}}(r_1^{(n)})}{1-t}. \quad (13)$$

We train neural networks to regress the conditional vector fields through the following parameterization,

$$\hat{v}_{\mathbb{R}}^{(n)}(\mathbf{T}_t, t) = \frac{\hat{x}_1^{(n)}(\mathbf{T}_t) - x_t^{(n)}}{1-t}, \quad \hat{v}_{\text{SO}(3)}^{(n)}(\mathbf{T}_t, t) = \frac{\log_{r_t^{(n)}}(\hat{r}_1^{(n)}(\mathbf{T}_t))}{1-t}, \quad (14)$$

where the neural network outputs the *denoised* predictions $\hat{x}_1^{(n)}$ and $\hat{r}_1^{(n)}$ while using the noised backbone \mathbf{T}_t as input. We now modify the loss from Eq. (5) with practical details from FrameFlow,

$$\mathcal{L}_{\text{SE}(3)} = \mathbb{E}_{t, p_1(\mathbf{T}_1), p_0(\mathbf{T}_0)} [\mathcal{L}_{\mathbb{R}}(\mathbf{T}_t, \mathbf{T}_1, t) + 2\mathcal{L}_{\text{SO}(3)}(\mathbf{T}_t, \mathbf{T}_1, t) + \mathbb{1}(t > 0.5)\mathcal{L}_{\text{aux}}(\mathbf{T}_t, \mathbf{T}_1, t)] \quad (15)$$

$$\mathcal{L}_{\mathbb{R}}(\mathbf{T}_t, \mathbf{T}_1, t) = \|\mathbf{u}_{\mathbb{R}}(\mathbf{x}_t|\mathbf{x}_1, t) - \hat{\mathbf{v}}_{\mathbb{R}}(\mathbf{T}_t, t)\|_{\mathbb{R}}^2 = \frac{\|\mathbf{x}_1 - \hat{\mathbf{x}}_1\|_{\mathbb{R}}^2}{(1 - \min(t, 0.9))^2} \quad (16)$$

$$\mathcal{L}_{\text{SO}(3)}(\mathbf{T}_t, \mathbf{T}_1, t) = \|\mathbf{u}_{\text{SO}(3)}(\mathbf{r}_t|\mathbf{r}_1, t) - \hat{\mathbf{v}}_{\text{SO}(3)}(\mathbf{T}_t, t)\|_{\text{SO}(3)}^2 = \frac{\left\| \log_{r_t^{(n)}}(r_1^{(n)}) - \log_{r_t^{(n)}}(\hat{r}_1^{(n)}(\mathbf{T}_t)) \right\|_{\text{SO}(3)}^2}{(1 - \min(t, 0.9))^2}. \quad (17)$$

We up weight the $\text{SO}(3)$ loss $\mathcal{L}_{\text{SO}(3)}$ such that it is on a similar scale as the translation loss $\mathcal{L}_{\mathbb{R}}$. Eq. (16) is simplified to be a loss directly on the denoised predictions. Both Eq. (16) and Eq. (17) have modified denominators $(1 - \min(t, 0.9))^{-2}$ instead of $(1-t)^{-1}$ to avoid the loss blowing up near $t \approx 1$. In practice, we sample t uniformly from $\mathcal{U}[\epsilon, 1]$ for small ϵ . Lastly, \mathcal{L}_{aux} is taken from section 4.2 in Yim et al. (2023b) where they apply a RMSD loss over the full backbone atom positions and pairwise distances. We found using \mathcal{L}_{aux} for all $t > 0.5$ to be helpful. The remainder of this section goes over additional details in FrameFlow.

Alternative $\text{SO}(3)$ prior. Rather than using the $\mathcal{U}(\text{SO}(3))$ prior during training, we find using the IGSO3($\sigma = 1.5$) prior (Nikolayev & Savyolov, 1970) used in FrameDiff to result in improved performance. The choice of $\sigma = 1.5$ will shift the r_0 samples away from π where near degenerate solutions can arise in the geodesic. During sampling, we still use the $\mathcal{U}(\text{SO}(3))$ prior.

Pre-alignment. Following Klein et al. (2023) and Shaul et al. (2023), we pre-align samples from the prior and the data by using the Kabsch algorithm to align the noise with the data to remove any global rotation that results in a increased kinetic energy of the ODE. Specifically, for translation noise $\mathbf{x}_0 \sim \mathcal{N}(0, I_3)^N$ and data $\mathbf{x}_1 \sim p_1$ where $\mathbf{x}_0, \mathbf{x}_1 \in \mathbb{R}^{3 \times N}$ we solve $r^* = \arg \min_{r \in \text{SO}(3)} \|r\mathbf{x}_0 - \mathbf{x}_1\|_{\mathbb{R}}^2$ and use the *aligned* noise $r^*\mathbf{x}_0$ during training. We found pre-alignment to aid in training efficiency.

Symmetries. We perform all modelling within the zero center of mass (CoM) subspace of $\mathbb{R}^{N \times 3}$ as in Yim et al. (2023b). This entails simply subtracting the CoM from the prior sample \mathbf{x}_0 and all datapoints \mathbf{x}_1 . As

\mathbf{x}_t is a linear interpolation between the noise sample and data, \mathbf{x}_t will have 0 CoM also. This guarantees that the distribution of sampled frames that the model generates is SE(3)-invariant. To see this, note that the prior distribution is SE(3)-invariant and the learned vector field $\mathbf{v}_{\text{SE}(3)}$ is equivariant because we use an SE(3)-equivariant architecture. Hence by Köhler et al. (2020), the push-forward of the prior under the flow is invariant.

SO(3) inference scheduler. The conditional flow in Eq. (12) uses a constant linear interpolation along the geodesic path where the distance of the current point x to the endpoint x_1 is given by a pre-metric $d_g : \mathcal{M} \times \mathcal{M} \rightarrow \mathbb{R}$ induced by the Riemannian metric g on the manifold. To see this, we first recall the general form of the conditional vector field with $x, x_1 \in \mathcal{M}$ is given as follows (Chen & Lipman, 2023),

$$u_t(x|x_1) = \frac{d \log \kappa(t)}{dt} d(x, x_1) \frac{\nabla d(x, x_1)}{\|\nabla d(x, x_1)\|^2} \quad (18)$$

$$= \frac{d \log \kappa(t)}{dt} \frac{\nabla d(x, x_1)^2}{2\|\nabla d(x, x_1)\|^2} \quad (19)$$

$$= \frac{d \log \kappa(t)}{dt} \frac{-\log_x(x_1)}{\|\nabla d(x, x_1)\|^2} \quad (20)$$

$$= \frac{-d \log \kappa(t)}{dt} \log_x(x_1), \quad (21)$$

with $\kappa(t)$ a monotonically decreasing differentiable function satisfying $\kappa(0) = 1$ and $\kappa(1) = 0$, referred as the *interpolation rate*⁶. Then plugging in a the linear schedule $\kappa(t) = 1 - t$, we recover Eq. (13)

$$u_t(x|x_1) = \frac{-d \log \kappa(t)}{dt} \log_x(x_1) = \frac{1}{1-t} \log_x(x_1). \quad (22)$$

However, we found this interpolation rate to perform poorly for SO(3) for inference time. Instead, we utilize an exponential scheduler $\kappa(t) = e^{-ct}$ for some constant c . The intuition being that for high c , the rotations accelerate towards the data faster than the translations which evolve according to the linear schedule. The SO(3) conditional flow in Eq. (12) and vector field in Eq. (13) become the following with the exponential schedule,

$$r_t = \exp_{r_0} \left((1 - e^{-ct}) \log_{r_0}(r_1) \right) \quad (23)$$

$$v_r^{(n)} = c \log_{r_t^{(n)}} \left(\hat{r}_1^{(n)} \right). \quad (24)$$

We find $c = 10$ or 5 to work well and use $c = 10$ in our experiments. Interestingly, we found the best performance when $\kappa(t) = 1 - t$ was used for SO(3) during training while $\kappa(t) = e^{-ct}$ is used during inference. We found using $\kappa(t) = e^{-ct}$ during training made training too easy with little learning happening.

The vector field in Eq. (24) matches the vector field in FoldFlow when inference *annealing* is performed (Bose et al., 2023). However, their choice of scaling was attributed to normalizing the predicted vector field rather than the schedule. Indeed they proposed to linearly scale up the learnt vector field via $\lambda(t) = (1 - t)c$ at sampling time, i.e. to simulate the following ODE:

$$dr_t = \lambda(t)v(r_t, t)dt.$$

However, as hinted at earlier, this is equivalent to using at sampling time a different vector field $\tilde{v}(r_t, t)$ —induced by an *exponential* schedule $\tilde{\kappa}(t) = e^{-ct}$ —instead of the *linear* schedule $\kappa(t) = 1 - t$ (that the neural network \hat{r}_1^θ was trained with). Indeed we have

$$\tilde{v}(r_t, t) = -\partial_t \log \tilde{\kappa}(t) \log_{r_t}(\hat{r}_1) = -\frac{-\partial_t \log \tilde{\kappa}(t)}{-\partial_t \log \kappa(t)} \partial_t \log \kappa(t) \log_{r_t}(\hat{r}_1) \quad (25)$$

$$= -c(1 - t) \partial_t \log \kappa(t) \log_{r_t}(\hat{r}_1) = c(1 - t) v(r_t, t) = \lambda(t) v(r_t, t). \quad (26)$$

⁶ $\kappa(t)$ acts as a scheduler that determines the rate at which $d(\cdot|x_1)$ decreases, since we have that ϕ_t decreases $d(\cdot, x_1)$ according to $d(\phi_t(x_0|x_1), x_1) = \kappa(t)d(x_0, x_1)$ (Chen & Lipman, 2023).

C Motif guidance details

For the sake of completeness, we derive in this section the guidance term in Eq. (8) for the flow matching setting. In particular, we want to derive the conditional vector field $v(x_t, t|y)$ in terms of the unconditional vector field $v(x_t, t)$ and the correction term $\nabla \log p_t(y|x_t)$. Beware, in the following we adopt the time notation from diffusion models, i.e. $t = 0$ for denoised data to $t = 1$ for fully noised data. We therefore need to swap $t \rightarrow 1 - t$ in the end results to revert to the flow matching notations.

Let's consider the process associated with the following noising stochastic differential equation (SDE)

$$dx_t = f(x_t, t)dt + g(t)dB_t \quad (27)$$

which admits the following time-reversal denoising process

$$dx_t = [f(x_t, t) - g(t)^2 \nabla \log p_t(x_t)] dt + g(t)dB_t. \quad (28)$$

Thanks to the Fokker-Planck equation, we know that the the following ordinary differential equation admits the same marginal as the SDE Eq. (28):

$$\begin{aligned} dx_t &= \left[f(x_t, t) - \frac{1}{2}g(t)^2 \nabla \log p_t(x_t) \right] dt \\ &= v(x_t, t)dt. \end{aligned} \quad (29)$$

with $v(x_t, t)$ being the probability flow vector field.

Now, conditioning on some observation y , we have

$$\begin{aligned} dx_t &= v(x_t, t|y)dt \\ &= \left[f(x_t, t) - \frac{1}{2}g(t)^2 \nabla \log p_t(x_t|y) \right] dt \\ &= \left[f(x_t, t) - \frac{1}{2}g(t)^2 (\nabla \log p_t(x_t) + \nabla \log p_t(y|x_t)) \right] dt \\ &= \left[v(x_t, t) - \frac{1}{2}g(t)^2 \nabla \log p_t(y|x_t) \right] dt. \end{aligned} \quad (30)$$

As we see from Eq. (30), we only need to know $g(t)$ to adapt reconstruction guidance—which estimates $\nabla \log p_t(y|x_t)$ —to the flow matching setting where we want to correct the vector field. Given a particular choice of interpolation x_t from flow matching, let's derive the associated $g(t)$.

Euclidean setting Assume x_0 is data and x_1 is noise, with $x_1 \sim \mathcal{N}(0, \mathbf{I})$. In Euclidean flow matching, we assume a linear interpolation $x_t = (1 - t)x_0 + tx_1$. Conditioning on x_0 , we have the following conditional marginal density $p_{t|0} = \mathcal{N}((1 - t)x_0, t^2\mathbf{I})$. Meanwhile, let's derive the marginal density $\tilde{p}_{t|0}$ induced by Eq. (27). Assuming a linear drift $f(x_t, t) = \mu(t)x_t$, we know that $\tilde{p}_{t|0}$ is Gaussian. Let's derive its mean $m_t = \mathbb{E}[x_t]$ and covariance $\Sigma_t = \text{Cov}[x_t]$. We have that (Särkkä & Solin, 2019)

$$\frac{d}{dt}m_t = \mathbb{E}[f(x_t, t)] = \mu(t)m_t. \quad (31)$$

thus

$$\mathbb{E}[x_t] = \exp\left(\int_0^t \mu(s)ds\right) x_0. \quad (32)$$

Additionally,

$$\frac{d}{dt}\Sigma_t = \mathbb{E}[f(x_t, t)(m_t - x_t)^\top] + \mathbb{E}[f(x_t, t)^\top(m_t - x_t)] + g(t)^2\mathbf{I} \quad (33)$$

$$= 2\mu(t)\Sigma_t + g(t)^2\mathbf{I}, \quad (34)$$

Matching $\tilde{p}_{t|0}$ and $p_{t|0}$, we get

$$\exp\left(\int_0^t \mu(s)ds\right) x_0 = (1-t)x_0 \quad (35)$$

$$\Leftrightarrow \int_0^t \mu(s)ds = \ln(1-t) \quad (36)$$

$$\Leftrightarrow \mu(t) = -\frac{1}{1-t} \quad (37)$$

and

$$2\mu(t)t^2 + g(t)^2 = 2t \quad (38)$$

$$\Leftrightarrow -2\frac{1}{1-t}t^2 + g(t)^2 = 2t \quad (39)$$

$$\Leftrightarrow g(t)^2 = 2t + 2\frac{1}{1-t}t^2 \quad (40)$$

$$\Leftrightarrow g(t)^2 = \frac{2t}{1-t}. \quad (41)$$

The equivalent SDE that gives the same marginals is Therefore, the following SDE gives the same conditional marginal as flow matching:

$$dx_t = \frac{-1}{1-t}x_tdt + \sqrt{\frac{2t}{1-t}}dB_t. \quad (42)$$

SO(3) setting The conditional marginal density $\tilde{p}_{t|0}$ induced by Eq. (27) with zero drift $f(r_t, t) = 0$ is given by the IGSO(3) distribution (Yim et al., 2023b): $\tilde{p}_{t|0} = \text{IGSO}(3)(r_t, r_0, t)$. We are not aware of a closed form formula for the variance of such a distribution.

On the flow matching side, we assume r_0 is data and r_1 is noise, with $r_1 \sim \mathcal{U}(\text{SO}(3))$, and a geodesic interpolation $r_t = \exp_{r_0}(t \log_{r_0}(r_1))$. We posit that the induced conditional marginal $p_{t|0}$ is *not* an IGSO(3) distribution. As such, it appears non-trivial to derive the required equivalent diffusion coefficient $g(t)$ for SO(3). We therefore use as a heuristic the same $g(t)$ as for \mathbb{R}^d .

D Designability

We provide details of the designability metric for motif-scaffolding and unconditional backbone generation previously used in prior works (Watson et al., 2023; Wu et al., 2023). The quality of a backbone structure is nuanced and difficult to find a single metric for. One approach that has been proven reliable in protein design is using a highly accurate protein structure prediction network to recapitulate the structure after the sequence is inferred. Prior works (Bennett et al., 2023; Wang et al., 2021) found the best method for filtering backbones to use in wet-lab experiments was the combination of ProteinMPNN (Dauparas et al., 2022) to generate the sequences and AlphaFold2 (AF2) (Jumper et al., 2021) to recapitulate the structure. We choose to use the same procedure in determining the computational success of our backbone samples which we describe next. As always, we caveat these results are computational and may not transfer to wet-lab validation. While ESMFold (Jumper et al., 2021) may be used in place of AF2, we choose to follow the setting of RFdiffusion as close as possible.

We refer to *sampled backbones* as backbones generated from our generative model. Following RFdiffusion, we use ProteinMPNN at temperature 0.1 to generate 8 sequences for each backbone in motif-scaffolding and unconditional backbone generation. In motif-scaffolding, the motif amino acids are kept fixed – ProteinMPNN only generates amino acids for the scaffold. The *predicted backbone* of each sequence is obtained with the fourth model in the five model ensemble used in AF2 with 0 recycling, no relaxation, and no multiple sequence alignment (MSA) – as in the MSA is only populated with the query sequence. Fig. 6 provides a schematic of how we compute designability for motif-scaffolding. A sampled backbone is successful or referred to as designable based on the following criterion depending on the task:

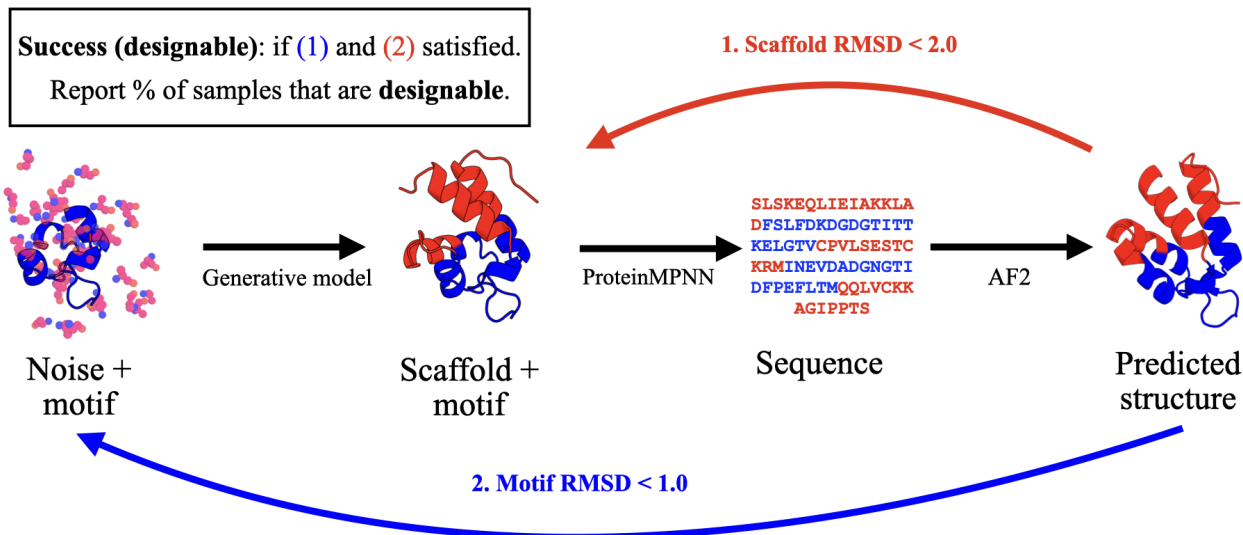


Figure 6: Schematic of computing motif-scaffolding designability. "Generative model" is a stand-in for the method used to generate scaffolds conditioned on the motif. From there, we use ProteinMPNN (Dauparas et al., 2022) to design the sequence then use AlphaFold2 (AF2) (Jumper et al., 2021) in predicting the structure of the sequence. The RMSD is calculated on the scaffold (blue) and motif (red) separately with alignments. A generated scaffold passes designability if the scaffold RMSD < 2.0 and motif RMSD < 1.0.

- **Unconditional backbone generation:** successful if the Root Mean Squared Deviation (RMSD) of all the backbone atoms is < 2.0Å after global alignment of the Carbon alpha positions.
- **Motif-scaffolding:** successful if the RMSD of motif atoms is < 1Å after alignment on the motif Carbon alpha positions. Additionally, the RMSD of the scaffold atoms must be < 2Å after alignment on the scaffold Carbon alpha positions.

E FrameFlow motif-scaffolding analysis

In this section, we provide additional analysis into the motif-scaffolding results in Sec. 5.3. Our focus is on analyzing the motif-scaffolding with FrameFlow: motif amortization and guidance. The first analysis is the empirical cumulative distribution functions (ECDF) of the motif and scaffold RMSD shown in Fig. 7. We find that the main advantage of amortization is in having a higher percent of samples passing the motif RMSD threshold compared to the scaffold RMSD. Amortization has better scaffold RMSD but the gap is smaller than motif RMSD. The ECDF curves are roughly the same for both methods.

The next analysis is on the secondary structure composition of each method in Fig. 8. We show the methods are able to achieve a wide range of helical and strand compositions (computed with DSSP (Kabsch & Sander, 1983)) with a concentration around more helical structures. We only plot the composition from *designable* motif-scaffolds. Interestingly, the guidance approach tends to have more loops than amortization. While amortization has another concentration around mixed beta and strand structures.

Lastly, we visualize samples from FrameFlow-amortization on each motif in the benchmark. As noted in Sec. 5.3, amortization is able to solve 21 out of 24 motifs in the benchmark. In Fig. 9, we visualize the generated scaffolds that are closest to passing designability for the 3 motifs it is unable to solve. We find the failure to be in the motif RMSD being over 1Å RMSD. However, for 4JHW, 7MRX_60, and 7MRX_128 the motif RMSDs are 1.2, 1.1, and 1.7 respectively. This shows amortization is very close to solve all motifs in the benchmark. In Fig. 10, we show designable scaffolds for each of the 21 motifs that amortization solves. We highlight the diverse range of motifs that can be solved as well as diverse scaffolds.

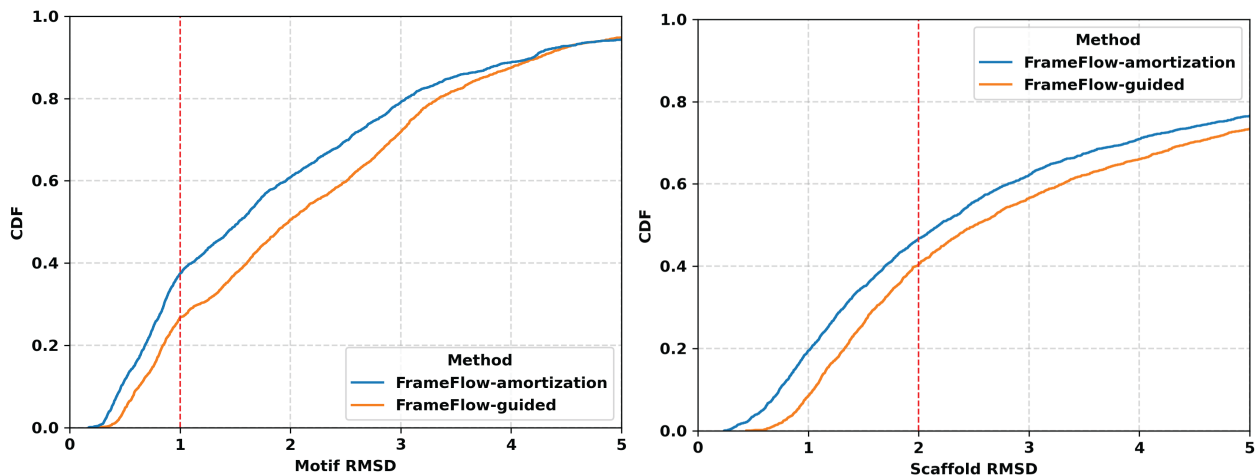


Figure 7: Empirical cumulative density plot of designability RMSD over the motif (left) and scaffold (right) for FrameFlow-amortization (blue line) and FrameFlow-guidance (orange line).

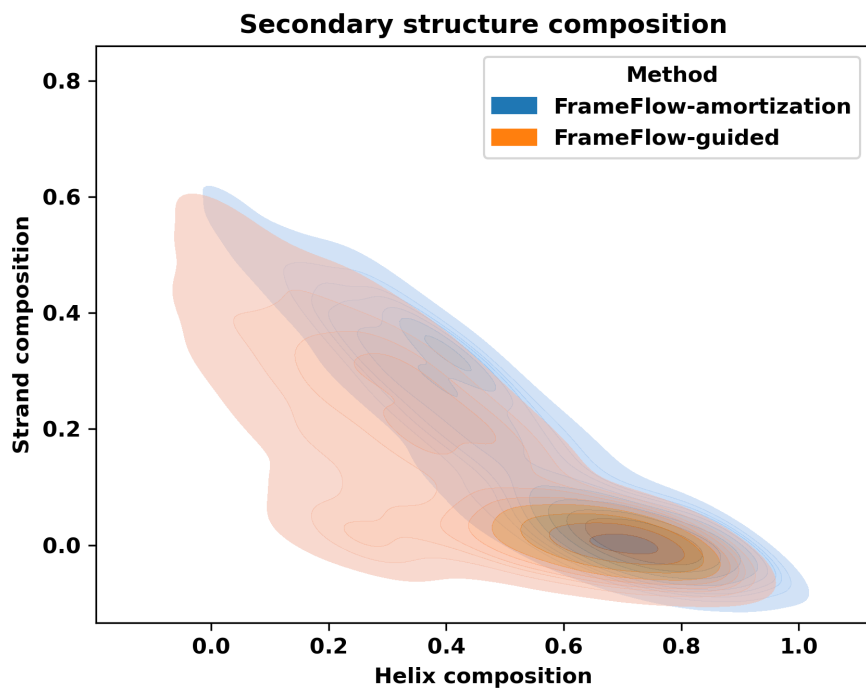
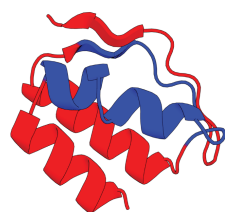
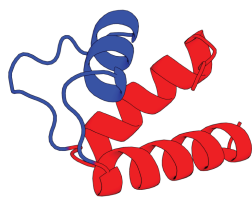


Figure 8: 2D kernel density plots of secondary structure composition of *designable* motif-scaffolds from FrameFlow-amortization (blue) and FrameFlow-guidance (orange).

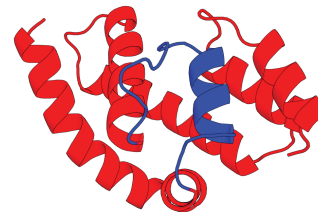
Undesignable motif-scaffolds



4JHW
Motif RMSD: 1.2
Scaffold RMSD: 1.5



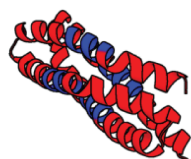
7MRX_60
Motif RMSD: 1.1
Scaffold RMSD: 1.3



7MRX_128
Motif RMSD: 1.7
Scaffold RMSD: 1.4

Figure 9: Closest motif-scaffolds from FrameFlow-amortization on the three motifs it fails to solve. We find the $> 1.0\text{\AA}$ motif RMSD is the reason for the method failing to pass designability.

Designable motif-scaffolds



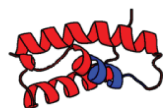
1BCF



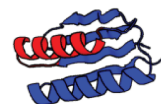
1PRW



1QJG



1YCR



2KL8



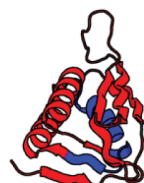
3IXT



5IUS



5TPN



5TRV_long



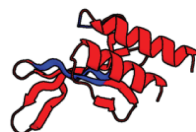
5TRV_med



5TRV_short



5WN9



5YUI



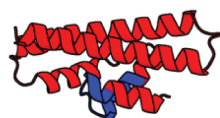
6E6R_long



6E6R_med



6E6R_short



6EXZ_long



6EXZ_med



6EXZ_short



7MRX_85



4ZYP

Motif
Scaffold

Figure 10: Designable motif-scaffolds from FrameFlow-amortization on 21 out of 24 motifs in the motif-scaffolding benchmark.