

Mpemba meets Newton: Exploring the Mpemba and Kovacs effects in the time-delayed cooling law

Andrés Santos

*Departamento de Física and Instituto de Computación Científica Avanzada (ICCAEx),
Universidad de Extremadura, E-06006 Badajoz, Spain**

(Dated: April 26, 2024)

Despite extensive research, the fundamental physical mechanisms underlying the Mpemba effect, a phenomenon where a substance cools faster after initially being heated, remain elusive. Although historically linked with water, the Mpemba effect manifests across diverse systems, sparking heightened interest in Mpemba-like phenomena. Concurrently, the Kovacs effect, a memory phenomenon observed in materials such as polymers, involves rapid quenching and subsequent temperature changes, resulting in nonmonotonic relaxation behavior. This paper probes the intricacies of the Mpemba and Kovacs effects within the framework of the time-delayed Newton's law of cooling, recognized as a simplistic yet effective phenomenological model accommodating memory phenomena. This law allows for a nuanced comprehension of temperature variations, introducing a delay time (τ) and incorporating specific protocols for the thermal bath temperature, contingent on a defined waiting time (t_w). Remarkably, the relevant parameter space is two-dimensional (τ and t_w), with bath temperatures exerting no influence on the presence or absence of the Mpemba effect or the relative strength of the Kovacs effect. The findings enhance our understanding of these memory phenomena, providing valuable insights applicable to researchers across diverse fields, ranging from physics to materials science.

I. INTRODUCTION

As a teenager, Mpemba (1950–2023) accidentally discovered the paradoxical effect that now bears his name. In the first part of his renowned paper [1] with Osborne (1932–2014), the 19-year-old Mpemba candidly recounted the story. In the second part of the paper, Osborne wrote,

“The headmaster of Mkwawa High School invited me to speak to the students on ‘Physics and national development’. [...] One student raised a laugh from his colleagues with a question I remember as ‘If you take two beakers with equal volumes of water, one at 35°C and the other at 100°C, and put them into a refrigerator, the one that started at 100°C freezes first. Why?’. It seemed an unlikely happening, but the student insisted that he was sure of the facts. I confess that I thought he was mistaken but fortunately remembered the need to encourage students to develop questioning and critical attitudes. No question should be ridiculed. In this case there was an added reason for caution, for everyday events are seldom as simple as they seem and it is dangerous to pass a superficial judgment on what can and cannot be. I said that the facts as they were given surprised me because they appeared to contradict the physics I knew. But I added that it was possible that

the rate of cooling might be affected by some factor I had not considered. I promised I would put the claim to the test of experiment and encouraged my questioner to repeat the experiment himself.”

In that second part of Ref. [1], Osborne reported some experimental results confirming the effect, although he conceded that “The experiments attempted were relatively crude and several factors could influence cooling rates. More sophisticated experiments are needed to provide a more certain answer to the question.”

The above paragraph succinctly states what the Mpemba effect is about—the possibility that hot water freezes faster than cold water. But, more importantly, Osborne emphasizes the importance of fostering a spirit of curiosity and open-mindedness in scientific inquiry. When confronted with a seemingly counterintuitive claim by a student, Osborne resisted the temptation to dismiss or ridicule the idea outright. Instead, he acknowledged the potential limitations of his own understanding and expressed a willingness to explore the claim through experimentation. This approach reflects a commitment to the principle that scientific inquiry should be driven by evidence and an openness to reevaluate established beliefs in the face of new and unexpected observations. Osborne's response underscores the idea that questioning assumptions and testing unconventional ideas can lead to a deeper understanding of the complexities inherent in scientific phenomena.

After 1969, attention to the Mpemba effect was mainly confined to popular science and education journals [2–23]. It was also revealed that the phenomenon had already been noted by classical philosophers and scholars, including Aristotle [24], Roger Bacon [25], Francis Bacon [26], and Descartes [27]. Interestingly, in the same year

* andres@unex.es

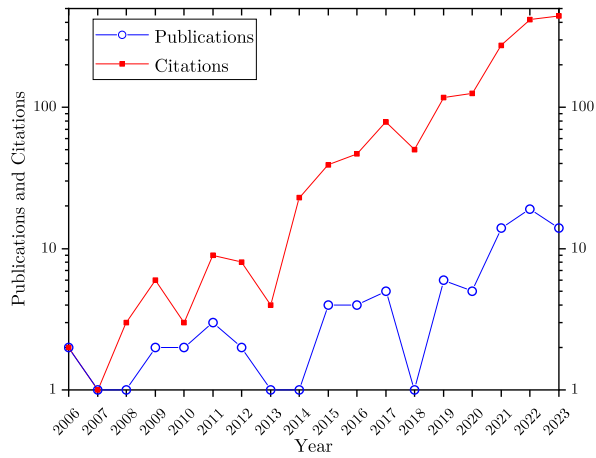


FIG. 1. Number of publications and citations in the period 2006–2023 obtained from the Web of Science [98] with the search query “topic=(Mpemba effect).” Note the vertical logarithmic scale.

that Mpemba and Osborne published their paper, Kell independently published a brief note that began with the following statement: “It is widely believed, at least in Canada, that hot water will freeze more quickly than cold water.”

A unanimous agreement remains elusive regarding the fundamental physical mechanisms responsible for the Mpemba effect. Various factors, including water evaporation [2, 3, 7, 28], natural convection [4, 23, 29], disparities in the gas composition of water [9, 16, 30], the effects of supercooling, either independently [12, 31, 32] or in combination with other factors [33–36], lack of energy equipartition [37], or the influence of rough walls in creating nucleation sites [38], have been proposed as potential contributors to the Mpemba effect. Conversely, doubts have been raised about the very existence of the Mpemba effect in water [38–40].

In addition to its historical association with water, the Mpemba effect exhibits similar phenomena reported across a diverse range of systems, including carbon nanotube resonators [41], clathrate hydrates [42], Markovian models [43–48], granular gases [49–59], molecular gases under drag [59–62], spin glasses [63], non-Markovian mean-field systems [64, 65], inertial suspensions [66, 67], colloidal systems [45, 68–71], Ising-like models [48, 72–76], ideal gases [77], phase transitions [78], active matter [79], the autonomous information engine [80], ionic liquids [81], polymers [82, 83], Langevin systems [84, 85], and plasmas [86]. Particularly noteworthy is the recent surge in studies examining the effect in quantum systems [87–97]. The escalating interest in Mpemba-like effects is illustrated by Fig. 1.

To elucidate the counterintuitive nature of the Mpemba effect, consider the following excerpt from Osborne [8]:

“Why is the effect unexpected? We suppose

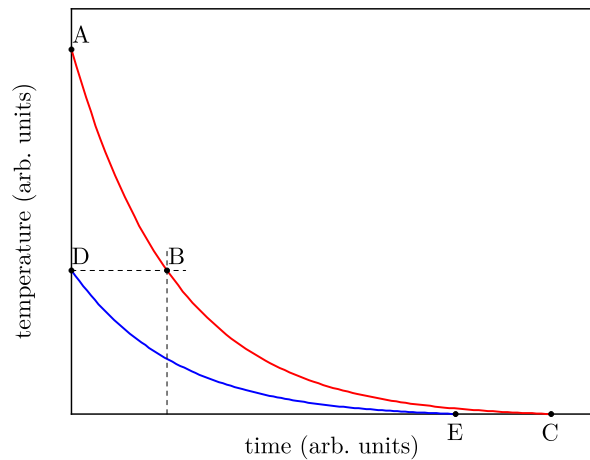


FIG. 2. Sketch of supposed cooling curves for two similar systems in the same environment, adapted from Ref. [8].

the rate of heat transfer to depend on the temperature difference between the cooling system and its environment, and not to depend on its previous history. This is represented in Fig. 2, a sketch of supposed cooling curves showing temperature against time for two similar systems placed in the same environment at the same time but at different initial temperatures. The hot water takes a finite time to cool down to the starting temperature of the cooler water. We expect this system then to be identical to the cooler system when it was first placed in the freezer, that is for the hot starter and the cooler system to be identical at the points represented by B and D on the sketch. Subsequent cooling should also be identical, so that the cooling curve BC should be similar to the cooling curve DE.

But the subsequent cooling is not identical (the overtaking effect would be represented by the curve BC cutting the curve DE). Hence the states of the two systems when represented by the points B and D are not identical. Any explanation for the overtaking effect should enable us to describe the difference between the two systems as represented by the points B and D in such a way that we would expect the system starting hotter to cool faster even below this temperature. What differences might there be?”

Osborne’s depiction in his first “common-sense” paragraph is aptly illustrated by Newton’s law of cooling [99–101],

$$\dot{T}(t) = -\lambda [T(t) - T_b], \quad (1)$$

where T_b is the temperature of the thermal bath (or environment) and λ is the coefficient of heat transfer (or

cooling rate), here assumed to be a (positive) constant. Its value depends on various factors including the material properties, the object geometry, the surface conditions, and the surrounding environment. For instance, in the case of water, λ can typically range from about 10^{-3} s to 10^{-2} s depending on the temperature difference and the volume of water [102].

The general solution to Eq. (1) is simply

$$T(t) = T_b + (T_0 - T_b) e^{-\lambda t}, \quad (2)$$

with $T_0 = T(0)$ being the initial temperature. On the other hand, if the Mpemba effect exists in a certain material, memory dynamics must be taken into account, so that “the overtaking effect should enable us to describe the difference between the two systems as represented by the points B and D [see Fig. 2] in such a way that we would expect the system starting hotter to cool faster even below this temperature.” The simplest way to incorporate those memory phenomena into Newton’s law involves postulating that the temperature’s rate of change at time t depends on the temperature at a preceding time $t - \tau$ [103], i.e.,

$$\dot{T}(t) = -\lambda [T(t - \tau) - T_b(t)], \quad (3)$$

where $\tau > 0$ is the delay time and we have considered the possibility that the bath temperature, $T_b(t)$, changes with time. Equation (3) can be considered as the simplest phenomenological equation incorporating memory effects.

Additionally to the Mpemba effect, another fascinating memory phenomenon is the Kovacs effect, originally reported in polymer materials [104, 105] and also observed in other complex systems [57, 59, 106–115]. In the Kovacs effect, a sample, initially in equilibrium at a high temperature T_b^- , undergoes rapid quenching to a lower temperature T_b^+ . The sample evolves for a specified waiting time t_w , but subsequently the bath temperature is abruptly raised to $T(t_w)$. Beyond $t = t_w$, the sample temperature exhibits a dynamic behavior: it initially increases, reaches a maximum, and then returns to equilibrium for a longer period. The effect thus highlights the nontrivial impact of the material’s thermal past on its present and future behavior.

The aim of this paper is to analyze the Mpemba and Kovacs effects as described by the time-delayed cooling law, given by Eq. (3). Its general solution is studied in Sec. II, with special attention to single and double quenches. It is seen that, in the former case, the solution has a form similar to Eq. (2), except that the role of the exponential $e^{-\lambda t}$ is played by a function $\mathcal{E}(t)$, here called the τ -exp function. This function is positive definite only if the delay time is smaller than a threshold value, $\tau_{\max} = \lambda^{-1}e^{-1}$. Next, in Sec. III, the solution is applied to the study of the Mpemba effect under simple protocols involving a hot bath at temperature T_b^h and a cold bath at temperature T_b^c . Sample A is thermalized at tem-

perature T_b^h and then quenched to temperature T_b^c . Conversely, sample B is thermalized at T_b^c , quenched to T_b^h , and, after a waiting time t_w , quenched again to the cold temperature T_b^c . For simplicity, the quench of sample A and the first quench of sample B occur at the same time. After this preparation protocol, both samples are in the same environment (bath T_b^c) but start with different temperatures. It is proved in Sec. III that (i) the existence or absence of the Mpemba effect is independent of the values of T_b^h and T_b^c , (ii) the Mpemba effect exists if and only if the two control parameters (τ and t_w) lie inside a certain narrow region, and (iii) the direct (cooling process) and the inverse (heating process) effects are fully equivalent. Section IV is devoted to the Kovacs effect and the function characterizing the strength of the Kovacs hump is identified. Interestingly, this hump points downward in the cooling process, thus signaling the presence of an *anomalous* Kovacs effect [108, 114], which becomes relatively stronger as both the delay time τ and the waiting time t_w increase. Finally, the paper is closed in Sec. V with a summary and conclusion.

II. TIME-DELAYED NEWTON’S COOLING LAW

A. Expansion in powers of the delay time

Before proceeding with the complete delayed equation, given by Eq. (3), let us consider τ as a small parameter and expand $T(t - \tau)$ in a series of powers of τ :

$$T(t - \tau) = \sum_{k=0}^{\infty} \frac{d^k T(t)}{dt^k} \frac{(-\tau)^k}{k!}. \quad (4)$$

Truncation at the level $k = 0$ yields the original law, given by Eq. (1). Interestingly, truncation at $k = 1$ just produces the same law, except for a renormalized cooling rate $\lambda' \equiv \lambda/(1 - \lambda\tau)$. However, the equation resulting from truncation at $k = 2$ yields

$$\mu \ddot{T}(t) + \dot{T}(t) = -\lambda' [T(t) - T_b(t)], \quad \mu \equiv \frac{\lambda' \tau^2}{2}. \quad (5)$$

The presence of the term $\mu \ddot{T}(t)$ suggests a more complex heat transfer process compared to the standard Newton’s cooling equation. It represents a sort of “thermal inertia” of the material, meaning that it might resist changes in temperature more than as described by Newton’s law. In fact, by assuming $T_b = \text{const}$, the general solution to Eq. (5) is

$$T(t) = T_b + \frac{T_0 - T_b}{\lambda'_+ - \lambda'_-} \left(\lambda'_+ e^{-\lambda'_- t} - \lambda'_- e^{-\lambda'_+ t} \right) + \frac{\dot{T}_0}{\lambda'_+ - \lambda'_-} \left(e^{-\lambda'_- t} - e^{-\lambda'_+ t} \right), \quad (6)$$

where

$$\lambda'_{\pm} \equiv \frac{1 \pm \sqrt{1 - 4\lambda'\mu}}{2\mu}, \quad \dot{T}_0 \equiv \dot{T}(0). \quad (7)$$

Thus, the temperature evolution is not solely determined by the initial temperature T_0 , as is the case with Eq. (2), but also by the initial slope \dot{T}_0 , thereby violating the simplistic depiction outlined in Fig. 2 and allowing memory effects to manifest. It is worthwhile noting that the second-order differential equation, given by Eq. (5), with $T_b = \text{const}$ is equivalent to the following coupled set of two first-order differential equations:

$$\dot{T}(t) = -\lambda' [T(t) - T_b] + q(t), \quad (8a)$$

$$\dot{q}(t) = -\lambda'^2 [T(t) - T_b] - (\mu^{-1} - \lambda') q(t). \quad (8b)$$

This two-variable scheme resembles the approach used to investigate the Mpemba and Kovacs effects in granular and molecular gases [49–51, 53, 55, 56, 58, 60, 62, 66].

Certainly, truncating Eq. (4) at higher orders leads to differential equations of increasing order, thereby amplifying the influence of memory effects.

B. General solution in Laplace space

The general solution of Eq. (3) depends not only on the initial temperature T_0 but it is actually a functional of the previous history $T(t)$ for $-\tau < t < 0$. Given the linear character of Eq. (3), it is convenient to define the Laplace transforms as

$$\tilde{T}(s) = \int_0^\infty dt e^{-st} T(t), \quad \tilde{T}_b(s) = \int_0^\infty dt e^{-st} T_b(t). \quad (9)$$

Thus, Eq. (3) becomes

$$s\tilde{T}(s) - T_0 = \tilde{T}_b(s) - e^{-s\tau}\tilde{T}(s) - \tilde{H}(s), \quad (10)$$

where

$$\tilde{H}(s) = \int_{-\tau}^0 dt e^{-s(t+\tau)} T(t), \quad (11)$$

and, for simplicity, we have taken $\lambda^{-1} = 1$ as the unit of time. Thus, the general solution in Laplace space is

$$\tilde{T}(s) = \frac{1}{s + e^{-s\tau}} [T_0 + \tilde{T}_b(s) - \tilde{H}(s)]. \quad (12)$$

C. Basic solution. Single quench

Let us first consider the simple bath temperature history

$$T_b(t) = \begin{cases} T_b^-, & t < 0, \\ T_b^+, & t > 0. \end{cases} \quad (13)$$

The system is assumed to have equilibrated at T_b^- for $t < 0$, that is, $T(t \leq 0) = T_b^-$. Then, at $t = 0$, the

system is quenched to the bath temperature T_b^+ , so that $\lim_{t \rightarrow \infty} T(t) = T_b^+$.

Our aim is to describe the transient stage from $T(t \leq 0) = T_b^-$ to $T(\infty) = T_b^+$. In Laplace space, this is described by Eq. (12) with $T_0 = T_b^-$, $\tilde{T}_b(s) = T_b^+ s^{-1}$, and

$$\tilde{H}(s) = T_b^- s^{-1} (1 - e^{-s\tau}). \quad (14)$$

Thus, Eq. (12) reduces to

$$\tilde{T}(s) = T_b^+ s^{-1} + (T_b^- - T_b^+) \tilde{\mathcal{E}}(s), \quad (15)$$

where

$$\tilde{\mathcal{E}}(s) = s^{-1} - \frac{s^{-2}}{1 + s^{-1}e^{-s\tau}}. \quad (16)$$

Note that $\tilde{\mathcal{E}}(s)$ is independent of both T_b^- and T_b^+ . In real time, one has

$$T(t) = \begin{cases} T_b^-, & t \leq 0, \\ T_b^+ + (T_b^- - T_b^+) \mathcal{E}(t), & t \geq 0, \end{cases} \quad (17)$$

with $\mathcal{E}(t)$ being the inverse Laplace transform of $\tilde{\mathcal{E}}(s)$. In the limit of no delay ($\tau \rightarrow 0$), $\tilde{\mathcal{E}}(s) \rightarrow (1 + s)^{-1}$, so that $\mathcal{E}(t) \rightarrow e^{-t}$ and Eq. (2) is recovered. Because of that, henceforth the quasi-exponential function $\mathcal{E}(t)$ will be referred to as the τ -exp function.

In general, if $\tau > 0$, the function $\mathcal{E}(t)$ characterizes the transient of temperature from T_b^- to T_b^+ . To obtain $\mathcal{E}(t)$, let us expand $(1 + s^{-1}e^{-s\tau})^{-1} = \sum_{n=0}^\infty (-s)^{-n} e^{-ns\tau}$ and rewrite Eq. (16) as

$$\tilde{\mathcal{E}}(s) = s^{-1} - \sum_{n=0}^\infty (-s)^{-(n+2)} e^{-ns\tau}. \quad (18)$$

Therefore,

$$\begin{aligned} \mathcal{E}(t) &= 1 + \sum_{n=0}^\infty \frac{(n\tau - t)^{n+1}}{(n+1)!} \Theta(t - n\tau) \\ &= 1 + \sum_{n=0}^{\lfloor t/\tau \rfloor} \frac{(n\tau - t)^{n+1}}{(n+1)!}, \quad t \geq 0, \end{aligned} \quad (19)$$

where $\Theta(\cdot)$ is the Heaviside step function and $\lfloor \cdot \rfloor$ denotes the floor function. More explicitly,

$$\mathcal{E}(t) = \begin{cases} 1 - t, & 0 \leq t \leq \tau, \\ 1 - t + \frac{(\tau - t)^2}{2}, & \tau \leq t \leq 2\tau, \\ 1 - t + \frac{(\tau - t)^2}{2} + \frac{(2\tau - t)^3}{3!}, & 2\tau \leq t \leq 3\tau, \\ \dots, & \dots \end{cases} \quad (20)$$

Note that

$$\dot{\mathcal{E}}(t) = - \begin{cases} 1, & 0 \leq t \leq \tau, \\ \mathcal{E}(t - \tau), & t \geq \tau. \end{cases} \quad (21)$$

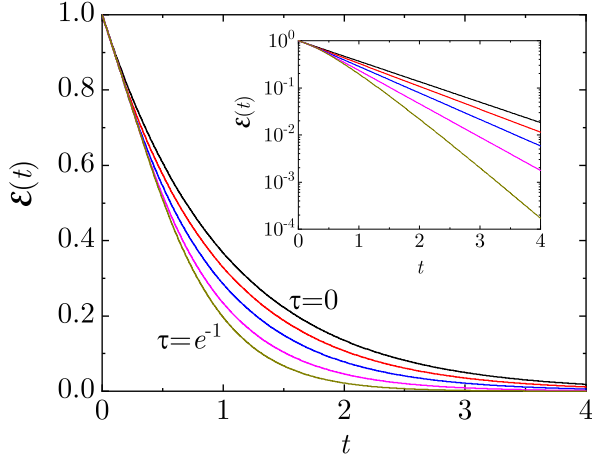


FIG. 3. Plot of the τ -exp function $\mathcal{E}(t)$ with, from top to bottom, $\tau = 0, 0.1, 0.2, 0.3$, and $e^{-1} \simeq 0.368$. Inset; The graph in semilogarithmic scale.

Figure 3 shows the τ -exp function $\mathcal{E}(t)$ for several values of τ in normal (main panel) and semilogarithmic (inset) scales. As we can see, the larger the delay time τ , the faster the decay of $\mathcal{E}(t)$.

The long-time behavior of $\mathcal{E}(t)$ is governed by the dominant pole of $\tilde{\mathcal{E}}(s)$, that is, the root of the transcendental equation $s + e^{-s\tau} = 0$ with the least negative real part. It can be shown that such a root is real ($s = -\kappa$ with $\kappa < \tau^{-1}$) provided that $\tau < \tau_{\max} = e^{-1} \simeq 0.368$ (at which case $\kappa = e \simeq 2.718$). In that domain, κ is the real root of $\kappa = e^{\kappa\tau}$, i.e., $\kappa = -\tau^{-1}W_0(-\tau)$, where $W_0(z)$ is the principal branch of the Lambert function. If, on the other hand, $\tau > \tau_{\max}$, then the dominant root is a pair of complex conjugates, implying an oscillatory behavior with a negative absolute minimum $\mathcal{E}_{\min} = \mathcal{E}(t_{\min}) < 0$ at a certain time $t = t_{\min}$. The existence of this minimum compromises the positive-definiteness of the solution, given by Eq. (17). Suppose that $\tau > \tau_{\max} = e^{-1}$ and $T_b^-/T_b^+ > 1 + |\mathcal{E}_{\min}|^{-1}$. Then, $T(t_{\min})/T_b^+ = 1 - (T_b^-/T_b^+ - 1)|\mathcal{E}_{\min}| < 0$. Therefore, the time-delayed Newton's cooling law is physically meaningful *only if* $\tau < \tau_{\max} = e^{-1}$. This is the maximum value of τ considered in Fig. 3.

The amplitude $A_{\mathcal{E}}$ of the asymptotic decay of $\mathcal{E}(t)$ is given by the residue of $\tilde{\mathcal{E}}(s)$ at the pole $s = -\kappa$. Thus,

$$\mathcal{E}(t \gg 1) \approx A_{\mathcal{E}} e^{-\kappa t}, \quad A_{\mathcal{E}} = \frac{\kappa^{-1}}{1 - \tau\kappa}. \quad (22)$$

The damping coefficient κ and the amplitude $A_{\mathcal{E}}$ are displayed as functions of the delay time τ in Fig. 4. The damping coefficient increases from $\kappa = 1$ at $\tau = 0$ to $\kappa = e \simeq 2.718$ at the maximum delay time $\tau_{\max} = e^{-1} \simeq 0.368$. As for the amplitude, it is practically $A_{\mathcal{E}} \simeq 1$ until $\tau \simeq 0.3$, but then it diverges as τ approaches its maximum value.

Suppose two samples (A and B) subjected to the

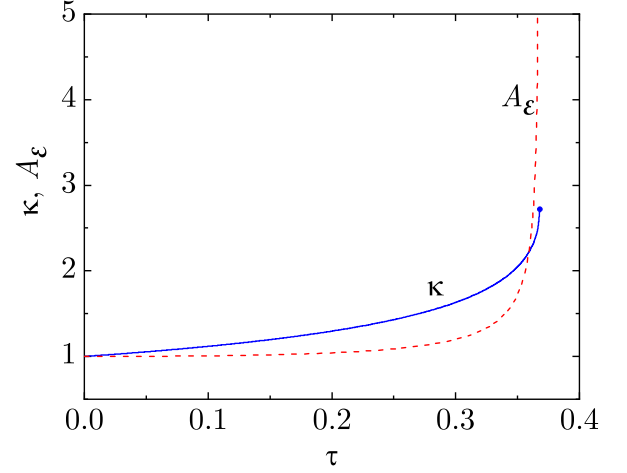


FIG. 4. Plot of the damping coefficient κ and the amplitude $A_{\mathcal{E}}$ as functions of τ . The circle represents the damping coefficient $\kappa = e \simeq 2.718$ at the maximum delay time $\tau_{\max} = e^{-1} \simeq 0.368$.

quench described by Eq. (13), except that the prior bath temperatures are different, say $T_{b,A}^- > T_{b,B}^-$. In that case, according to Eq. (17),

$$T_A(t) - T_B(t) = \begin{cases} T_{b,A}^- - T_{b,B}^-, & t \leq 0, \\ (T_{b,A}^- - T_{b,B}^-)\mathcal{E}(t), & t \geq 0. \end{cases} \quad (23)$$

Since $\mathcal{E}(t) > 0$ if $\tau < \tau_{\max}$, Eq. (23) proves that *no* Mpemba effect is possible with the single-quench protocol.

D. A more complex solution. Double quench

Now, instead of taking the single-quench protocol, given by Eq. (13), let us assume that the material is kept at a prior temperature T_b^- for times $t < -t_w$, next it is quenched to a middle bath temperature T_b^{-*} for $-t_w < t < 0$, and then (after a waiting time t_w) it is quenched again to a final bath temperature T_b^+ . This double-quench protocol is

$$T_b(t) = \begin{cases} T_b^-, & t < -t_w, \\ T_b^{-*}, & -t_w < t < 0, \\ T_b^+, & t > 0. \end{cases} \quad (24)$$

A sketch of this protocol is shown in Fig. 5(a). It can be expressed as the sum of the two single-quench protocols represented in Figs. 5(b) and 5(c), respectively. Of course, the decomposition is still valid if an arbitrary constant is added and subtracted to each single-quench protocol, respectively. In general, an n -fold-quench protocol is equivalent to the sum of n single-quench protocols.

Taking into account the linear character of Eq. (3), the solution associated with the bath protocol given by

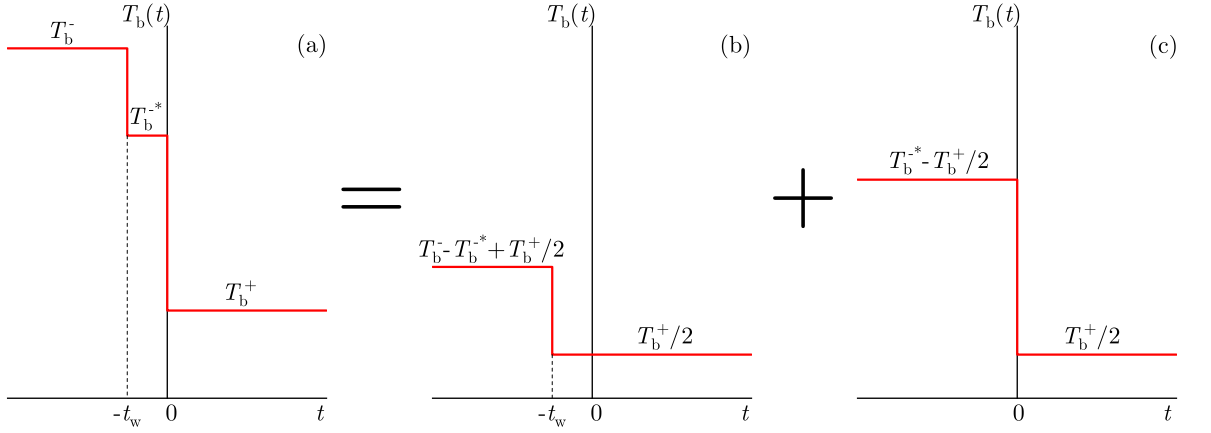


FIG. 5. Schematic representation of the decomposition of the (a) double-quench protocol into the sum of the (b),(c) single-quench protocols.

Eq. (24) can be obtained as the superposition of the solutions associated with the protocols in Figs. 5(b) and 5(c). Therefore,

$$T(t) = T_1(t) + T_2(t), \quad (25)$$

where, by application of Eq. (17),

$$T_1(t) = \begin{cases} T_b^- - T_b^* + T_b^+/2, & t \leq -t_w, \\ T_b^+/2 + (T_b^- - T_b^*)\mathcal{E}(t + t_w), & t \geq -t_w, \end{cases} \quad (26a)$$

As a consequence, the solution corresponding to the double quench is

$$T(t) = \begin{cases} T_b^-, & t \leq -t_w, \\ T_b^* + (T_b^- - T_b^*)\mathcal{E}(t + t_w), & -t_w \leq t \leq 0, \\ T_b^+ + (T_b^* - T_b^+)\mathcal{E}(t), & 0 \leq t < t_w, \\ T_b^+ + (T_b^- - T_b^*)\mathcal{E}(t + t_w), & t \geq t_w. \end{cases} \quad (27)$$

In particular, at $t = 0$,

$$T_0 = T_b^* + (T_b^- - T_b^*)\mathcal{E}(t_w). \quad (28)$$

III. MPEMBA EFFECT

To explore whether the Mpemba effect can be observed from the solutions of the time-delayed Newton's cooling equation, given by Eq. (3), we consider two thermal reservoirs, i.e., a hot one (at temperature T_b^h) and a cold one (at temperature T_b^c). Two simple protocols (A and B) are proposed for the Mpemba effect, both direct and inverse, as illustrated in Fig. 6. Let us first describe the protocols for the direct effect; see Fig. 6(a). According to protocol A, one sample (A) is first equilibrated at the hot bath temperature T_b^h and then it is suddenly quenched to the cold bath temperature T_b^c at time $t = -t_w$. The other sample (B) is first equilibrated at the

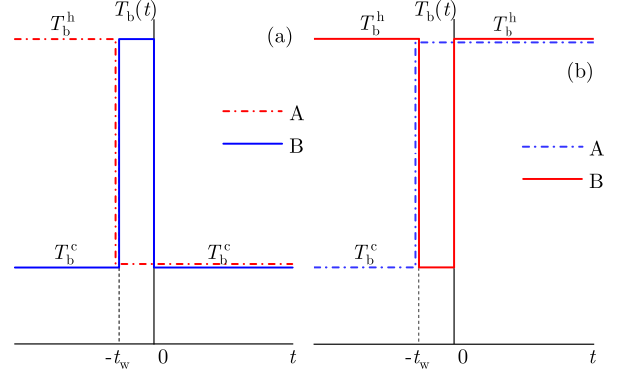


FIG. 6. Schematic representation of the protocols A and B for (a) the direct Mpemba effect and (b) the inverse Mpemba effect.

cold bath temperature T_b^c , then quenched to the hot bath temperature T_b^h at $t = -t_w$, and finally quenched to the cold bath at $t = 0$. Thus, sample A experiences a single quench ($T_b^h \rightarrow T_b^c$), while sample B is subjected to a double quench ($T_b^c \rightarrow T_b^h \rightarrow T_b^c$). As seen from Fig. 6(b), protocols A and B for the inverse Mpemba effect are the same, except for the exchange $T_b^h \leftrightarrow T_b^c$ (i.e., A: $T_b^c \rightarrow T_b^h$; B: $T_b^h \rightarrow T_b^c \rightarrow T_b^h$).

For the protocols depicted in Fig. 6(a), the temporal evolution of sample A is given by Eq. (27) with $T_b^- = T_b^* = T_b^h$ and $T_b^+ = T_b^c$. Analogously, in the case of sample B, $T_b^- = T_b^+ = T_b^c$ and $T_b^* = T_b^h$. Therefore,

$$T_A(t) = \begin{cases} T_b^h, & t \leq -t_w, \\ T_b^c + (T_b^h - T_b^c)\mathcal{E}(t + t_w), & t \geq -t_w, \end{cases} \quad (29a)$$

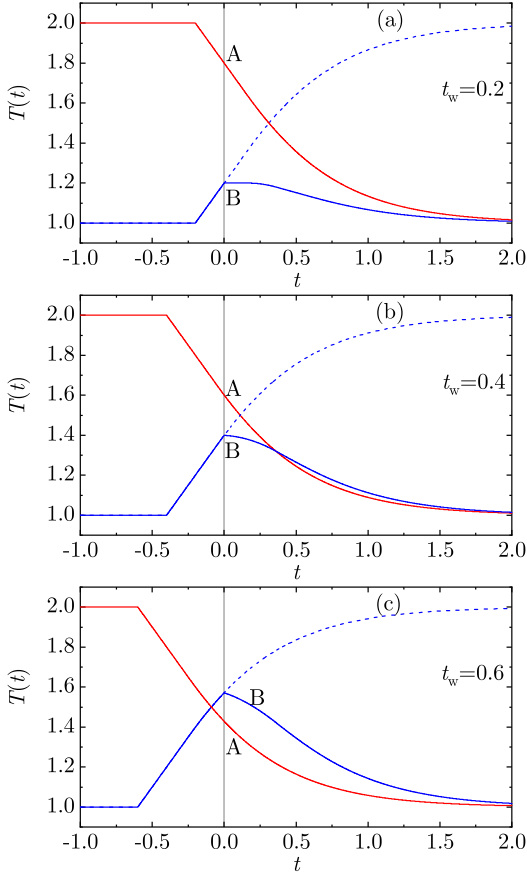


FIG. 7. Plot of $T_A(t)$ and $T_B(t)$, including their history for $t < 0$. Here, $T_b^h = 2$, $T_b^c = 1$, and $\tau = 0.36$, with (a) $t_w = 0.2$, (b) $t_w = 0.4$, and (c) $t_w = 0.6$. In each panel, the dashed line depicts $T_B(t)$ if the sample were not quenched to T_b^c at $t = 0$. Note that a Mpemba effect exists in the case of (b) ($t_w = 0.4$).

$$T_B(t) = \begin{cases} T_b^c, & t \leq -t_w, \\ T_b^h - (T_b^h - T_b^c)\mathcal{E}(t + t_w), & -t_w \leq t \leq 0, \\ T_b^c + (T_b^h - T_b^c)[\mathcal{E}(t) - \mathcal{E}(t + t_w)], & t \geq 0. \end{cases} \quad (29b)$$

As an example, Fig. 7 shows the time evolution of $T_A(t)$ and $T_B(t)$ for a hot bath at $T_b^h = 2$ (in arbitrary units), a cold bath at $T_b^c = 1$, a delay time $\tau = 0.36$, and three waiting times ($t_w = 0.2, 0.4, 0.6$). As we can see, if the waiting time is too short (for instance, $t_w = 0.2$), $T_B(0)$ is so far below $T_A(0)$ that no Mpemba crossing is possible. On the other hand, if the waiting time is too long (for instance, $t_w = 0.6$), a crossing takes place during the preparation stage, that is, before sample B is quenched to T_b^c at $t = 0$, so that $T_B(0) > T_A(0)$ and again no Mpemba effect occurs. However, if the waiting time is within the right range (for instance, $t_w = 0.4$), one has $T_A(0) > T_B(0)$ but sample A cools down sufficiently faster than sample B as to eventually overtake it at a certain crossover time t_\times (direct Mpemba effect).

Let us now investigate the necessary and sufficient conditions for the existence of the Mpemba effect. From

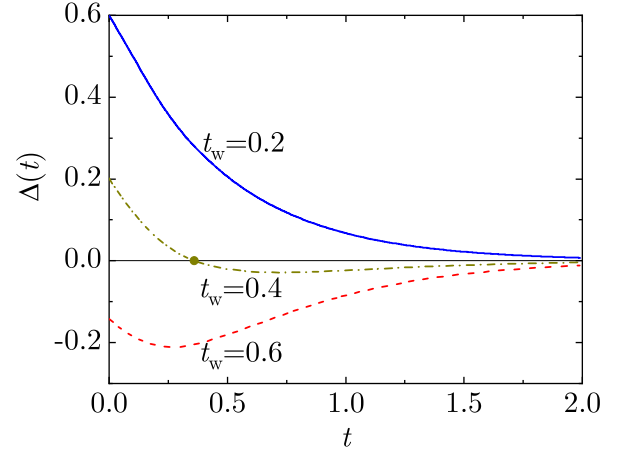


FIG. 8. Plot of the difference function $\Delta(t)$ for $\tau = 0.36$ and $t_w = 0.2$ (solid curve), 0.4 (dash-dotted curve), and 0.6 (dashed curve). The circle in the curve corresponding to $t_w = 0.4$ denotes the corresponding crossover time t_\times .

Eqs. (29), we have, for $t \geq 0$,

$$T_A(t) - T_B(t) = (T_b^h - T_b^c)\Delta(t), \quad t \geq 0, \quad (30)$$

where the difference function is

$$\Delta(t) = 2\mathcal{E}(t + t_w) - \mathcal{E}(t). \quad (31)$$

For the protocols shown in Fig. 6(b), one would have $T_A(t) - T_B(t) = -(T_b^h - T_b^c)\Delta(t)$. Thus, our first observation is that the existence or absence of the Mpemba effect (both direct and inverse) is independent of the bath temperatures T_b^h and T_b^c , depending only on the delay time τ and the waiting time t_w through the difference function $\Delta(t)$. Figure 8 shows the function $\Delta(t)$ for the same values of τ and t_w as in Fig. 7.

To prevent a situation similar to that illustrated in Fig. 7(c), one must ensure that $\Delta(0) > 0$, so that $T_A(0) - T_B(0) > 0$ in the direct effect and $T_A(0) - T_B(0) < 0$ in the inverse effect. This implies that, for a given delay time τ , the maximum value t_w^{\max} of the waiting time t_w is the solution of $\mathcal{E}(t_w) = 1/2$. This maximum value ranges from $t_w^{\max} = \ln 2 \simeq 0.693$ for $\tau = 0$ to $t_w^{\max} \simeq 0.510$ for $\tau = e^{-1}$.

Next, once $t_w < t_w^{\max}$ and, therefore, $\Delta(t) > 0$, the occurrence of a Mpemba effect requires that $\Delta(t_\times) = 0$ at a certain crossover time t_\times , so that it asymptotically relaxes to $\Delta(t) \rightarrow 0$ from below, as exemplified by the curve with $t_w = 0.4$ in Fig. 8. After the crossover time t_\times , $-\Delta(t)$ presents a maximum at a time t_M given by the solution to $\dot{\Delta}(t) = 0$. According to Eqs. (21) and (31),

$$\dot{\Delta}(t) = - \begin{cases} 1, & 0 \leq t \leq \max\{0, \tau - t_w\}, \\ 2\mathcal{E}(t + t_w - \tau) - 1, & \max\{0, \tau - t_w\} \leq t \leq \tau, \\ \Delta(t - \tau), & t \geq \tau, \end{cases} \quad (32)$$

implying that $t_M = t_\times + \tau$

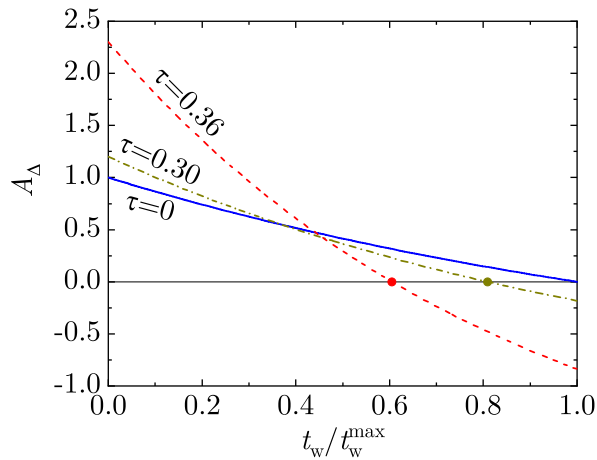


FIG. 9. Plot of the amplitude A_Δ as a function of t_w/t_w^{\max} for $\tau = 0$ (solid curve), 0.30 (dash-dotted curve), and 0.36 (dashed curve). The circles in the curves corresponding to $\tau = 0.30$ and 0.36 denote the respective values of t_w^{\min}/t_w^{\max} .

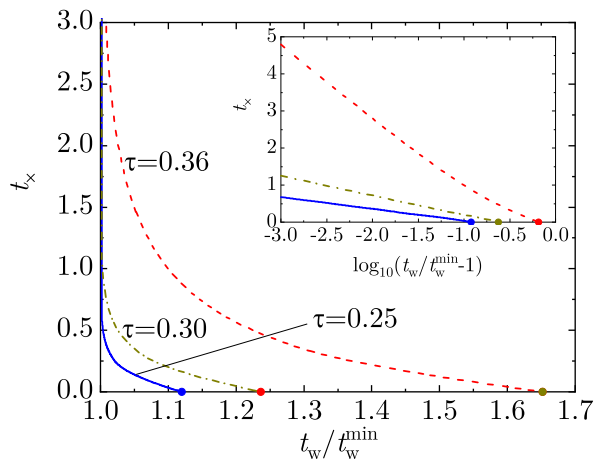


FIG. 10. Plot of the crossover time t_\times as a function of t_w/t_w^{\min} for $\tau = 0.25$ (solid curve), 0.30 (dash-dotted curve), and 0.36 (dashed curve). The circles denote the respective values of t_w^{\max}/t_w^{\min} . Inset: t_\times vs $\log_{10}(t_w/t_w^{\min} - 1)$.

From Eq. (22), we see that the asymptotic long-time behavior of $\Delta(t)$ is

$$\Delta(t \gg 1) \approx A_\Delta e^{-\kappa t}, \quad A_\Delta = \frac{\kappa^{-1}}{1 - \tau\kappa} (2e^{-\kappa t_w} - 1). \quad (33)$$

The amplitude A_Δ is plotted in Fig. 9 as a function of t_w/t_w^{\max} for $\tau = 0, 0.3$, and 0.36. Except in the undelayed case ($\tau = 0$), we can see that A_Δ becomes negative if t_w is larger than a threshold value t_w^{\min} . Therefore, given a delay time τ , the minimum waiting time t_w^{\min} is determined by the condition $A_\Delta = 0$, that is, $t_w^{\min} = \kappa^{-1} \ln 2$.

If $t_w^{\min} < t_w < t_w^{\max}$, the crossover time t_\times is characterized by the condition $\Delta(t_\times) = 0$. It is plotted in Fig. 10 as a function of t_w/t_w^{\min} for $\tau = 0.25, 0.3$, and 0.36. As t_w increases from t_w^{\min} to t_w^{\max} , the crossover time

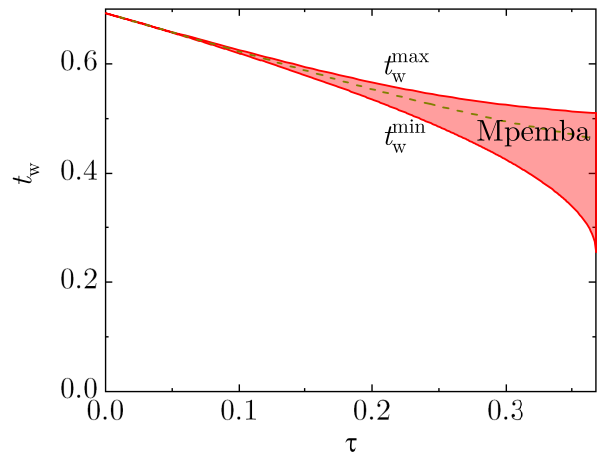


FIG. 11. Phase space for the Mpemba effect. The lower and upper curves represent t_w^{\min} and t_w^{\max} , respectively, as functions of the delay time τ . If $t_w < t_w^{\min}$, then $\Delta(t) > 0$ for $t \geq 0$. If, on the other hand, $t_w > t_w^{\max}$, then $\Delta(t) < 0$ for $t \geq 0$. Therefore, the Mpemba effect occurs if and only if $t_w^{\min} < t_w < t_w^{\max}$ (shaded region). The dashed line represents the locus defined by the condition $\Delta(0) = |\Delta(t_M)|$.

t_\times decreases monotonically, vanishing at $t_w = t_w^{\max}$. Near $t_w = t_w^{\min}$, t_\times diverges logarithmically as $t_\times \sim -\log_{10}(t_w/t_w^{\min} - 1)$ (see inset of Fig. 10).

In summary, the time-delayed Newton's cooling equation exhibits a Mpemba effect (either direct or inverse) under the protocols depicted in Fig. 6 if, and only if, the two control parameters (τ and t_w) are such that the difference function $\Delta(t)$ fulfills two conditions: (i) $\Delta(0) > 0$ (implying $t_w < t_w^{\max}$) and (ii) $\Delta(t) < 0$ in the long-time regime (implying $t_w > t_w^{\min}$). The phase space for the occurrence of the Mpemba effect on the plane t_w vs τ is shown in Fig. 11. Within the shaded Mpemba region, one can say that, given a delay time τ , the magnitude of the effect is maximal if the waiting time t_w is such that the maximum positive value and the minimum negative value of $\Delta(t)$ are the same (except for the sign), i.e., $\Delta(0) = |\Delta(t_M)|$. That line of maximal Mpemba effect is also included in Fig. 11. To contextualize the characteristic values of the control parameters, note that, if $\lambda = 10^{-3} \text{s}^{-1}$, then $\tau = 0.36$ and $t_w = 0.42$ correspond to 6 min and 7 min, respectively.

Some illustrations of the Mpemba effect (both direct and inverse) are displayed in Fig. 12. The chosen values of τ and t_w are close to the locus of maximal effect. We observe that, as expected, the Mpemba effect tends to become more pronounced as the delay time τ increases.

IV. KOVACS EFFECT

In the Kovacs effect, the protocol is similar to that of sample B in the Mpemba effect (see Fig. 6), except for a couple of points, as summarized in Fig. 13. First, it is

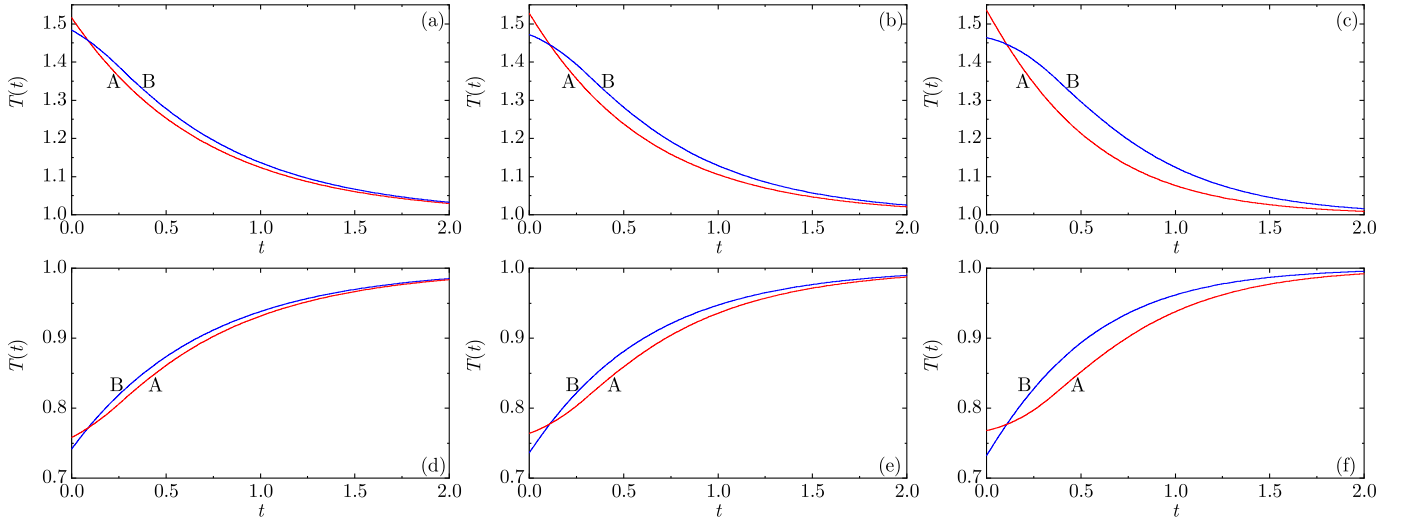


FIG. 12. Plot of $T_A(t)$ and $T_B(t)$ for $t > 0$. (a),(d) $(\tau, t_w) = (0.25, 0.52)$, (b),(e) $(\tau, t_w) = (0.30, 0.49)$, and (c),(f) $(\tau, t_w) = (0.36, 0.47)$. (a)–(c) The direct Mpemba effect (with $T_b^c = 1$ and $T_b^h = 2$); (d)–(f) the inverse Mpemba effect (with $T_b^c = 0.5$ and $T_b^h = 1$).

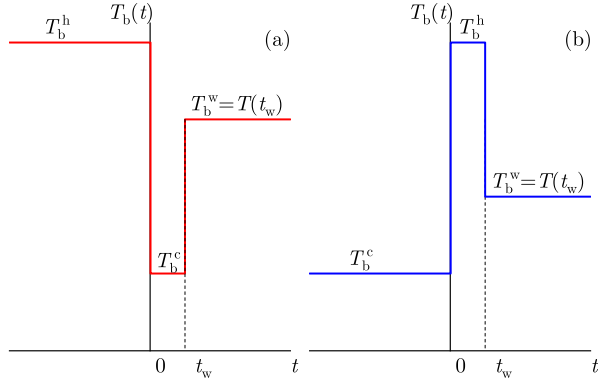


FIG. 13. Schematic representation of the protocols for (a) the direct Kovacs effect and (b) the inverse Kovacs effect.

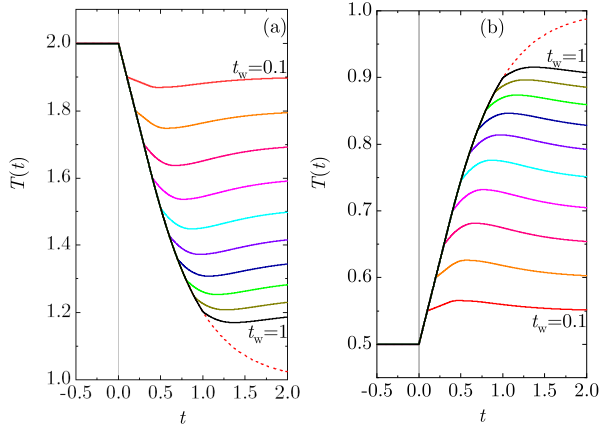


FIG. 14. Kovacs effect for $\tau = 0.36$ and $t_w = 0.1, 0.2, \dots, 1$. (a) The direct effect (with $T_b^h = 2$ and $T_b^c = 1$); (b) the inverse effect (with $T_b^c = 0.5$ and $T_b^h = 1$). In each panel, the dashed line represents $T(t)$ if the sample were not quenched to $T(t_w)$ at $t = t_w$.

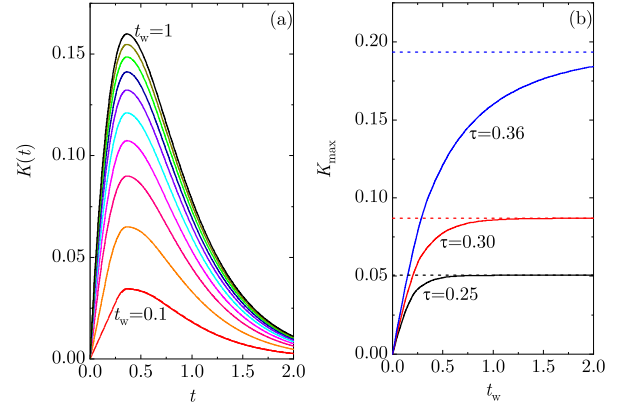


FIG. 15. (a) Plot of the Kovacs hump function $K(t)$ for $\tau = 0.36$ and $t_w = 0.1, 0.2, \dots, 1$. (b) Plot of the maximum value K_{\max} of $K(t)$ as a function of t_w for, from bottom to top, $\tau = 0.25, 0.3$, and 0.36 . The dashed lines represent the asymptotic values $1 - \tau - \kappa^{-1}$.

convenient to shift time by an amount t_w , so that the first quench occurs at $t = 0$ and the second one at a waiting time $t = t_w$. Second, the final bath temperature is made to coincide with the instantaneous system's temperature at $t = t_w$, i.e., $T_b^+ = T(t_w) \equiv T_b^w$. Thus, according to Eq. (27), the temperature in the direct Kovacs effect is

$$T(t) = \begin{cases} T_b^h, & t \leq 0, \\ T_b^c + (T_b^h - T_b^c)\mathcal{E}(t), & 0 \leq t \leq t_w, \\ T_b^w + (T_b^c - T_b^w)\mathcal{E}(t - t_w) \\ + (T_b^h - T_b^c)\mathcal{E}(t), & t \geq t_w, \end{cases} \quad (34)$$

with

$$T_b^w = T_b^c + (T_b^h - T_b^c)\mathcal{E}(t_w). \quad (35)$$

In the inverse effect, one must set $T_b^h \leftrightarrow T_b^c$.

Figure 14 illustrates the direct and inverse effects for $\tau = 0.36$. As can be seen, after the quench at $t = t_w$, the temperature presents a local minimum (maximum) in the direct or cooling (inverse or heating) case. In the direct Kovacs effect, the temperature slope experiences a discontinuity from $\dot{T}(t_w^-) = -[T(t_w - \tau) - T_b^c]$ to $\dot{T}(t_w^+) = -[T(t_w - \tau) - T_b^w]$, but the sign is negative at both sides of $t = t_w$. Consequently, the Kovacs hump appears below $T = T_b^w$, thus qualifying as an *anomalous* Kovacs effect [108, 114]. An analogous conclusion holds in the inverse effect, where $\dot{T}(t_w^-) = T_b^h - T(t_w - \tau) > \dot{T}(t_w^+) = T_b^w - T(t_w - \tau) > 0$ and the hump appears above $T = T_b^w$.

Let us characterize the Kovacs hump in more detail. From Eqs. (34) and (35), one finds that the temperature in the domain $t \geq t_w$ is

$$T(t) - T_b^w = -(T_b^w - T_b^c)K(t - t_w), \quad (\text{direct effect}), \quad (36a)$$

$$T(t) - T_b^w = (T_b^h - T_b^w)K(t - t_w), \quad (\text{inverse effect}), \quad (36b)$$

where

$$K(t) = \mathcal{E}(t) - \frac{\mathcal{E}(t + t_w)}{\mathcal{E}(t_w)} \quad (37)$$

is a semi-definite positive function, henceforth named the Kovacs hump function, which characterizes the relative strength of the Kovacs effect. It vanishes both at $t = 0$ and in the limit $t \rightarrow \infty$. Note that

$$\dot{K}(t) = - \begin{cases} 1 - \frac{1}{\mathcal{E}(t_w)}, & 0 \leq t \leq \max\{0, \tau - t_w\}, \\ 1 - \frac{\mathcal{E}(t + t_w - \tau)}{\mathcal{E}(t_w)}, & \max\{0, \tau - t_w\} \leq t \leq \tau, \\ K(t - \tau), & t \geq \tau. \end{cases} \quad (38)$$

Therefore, $\dot{K}(\tau) = 0$, implying that $K(t)$ has a maximum value $K_{\max} = 1 - \tau - \mathcal{E}(\tau + t_w)/\mathcal{E}(t_w)$ at a time $t_K = \tau$. At a given delay time τ , K_{\max} increases monotonically with increasing waiting time t_w , reaching a finite value in the limit $t_w \rightarrow \infty$. From Eq. (22), we have $\lim_{t_w \rightarrow \infty} K_{\max} = 1 - \tau - e^{-\kappa\tau} = 1 - \tau - \kappa^{-1}$.

Figure 15(a) shows the Kovacs hump function $K(t)$ for a delay time $\tau = 0.36$ and several values of the waiting time. The maximum value K_{\max} is plotted in Fig. 15(b) as a function of t_w for several values of τ . As expected, the relative strength of the Kovacs effect, as measured by K_{\max} , increases with increasing τ and t_w .

V. CONCLUSIONS

The time-delayed Newton's cooling law stands out as a seemingly straightforward yet powerful phenomenological model for grasping the intricacies of thermal memory dynamics. This paper has focused on unraveling its solution and applying it to two paradigmatic

TABLE I. Summary of the main quantities and results.

Quantity	Symbol	Expression
General		
Delay time	τ	Free parameter
Maximum delay time	τ_{\max}	$e^{-1} \simeq 0.368$
τ -exp function	$\mathcal{E}(t)$	$1 + \sum_{n=0}^{\lfloor t/\tau \rfloor} \frac{(n\tau - t)^{n+1}}{(n+1)!}$
Asymptotic decay of $\mathcal{E}(t)$		$\mathcal{E}(t) \approx A_{\mathcal{E}} e^{-\kappa t}$
Damping coefficient	κ	$-\tau^{-1} W_0(-\tau)$
Amplitude	$A_{\mathcal{E}}$	$\frac{\kappa^{-1}}{1 - \tau\kappa}$
Waiting time	t_w	Free parameter
Mpemba effect		
Difference function	$\Delta(t)$	$2\mathcal{E}(t + t_w) - \mathcal{E}(t)$
Minimum waiting time	t_w^{\min}	$\kappa^{-1} \ln 2$
Maximum waiting time	t_w^{\max}	Root of $\mathcal{E}(t_w) = 1/2$
Crossover time	t_{\times}	Root of $\Delta(t_{\times}) = 0$
Time when $-\Delta(t)$ is maximum	t_M	$t_{\times} + \tau$
Kovacs effect		
Kovacs hump function	$K(t)$	$\mathcal{E}(t) - \frac{\mathcal{E}(t + t_w)}{\mathcal{E}(t_w)}$
Time when $K(t)$ is maximum	t_K	τ
Maximum value of $K(t)$	K_{\max}	$1 - \tau - \frac{\mathcal{E}(\tau + t_w)}{\mathcal{E}(t_w)}$

memory phenomena: the Mpemba and Kovacs effects. The main quantities and results of this work are summarized in Table I.

A pivotal role is played by the τ -exp function $\mathcal{E}(t)$, functioning as the delay-time analog of the conventional decaying exponential. Imposing the physical condition that $\mathcal{E}(t) > 0$ for all time sets an upper bound, $\tau < \tau_{\max} = e^{-1}$, for the delay time.

As the simplest protocol for the observation of the Mpemba effect, we have assumed that samples A and B were thermalized in the past ($t < -t_w$) to the temperatures (T_b^h and T_b^c) of a hot and a cold bath, respectively. Sudden quenches at $t = -t_w$ are then applied to both samples by exchanging their baths, followed by a second quench to temperature T_b^c at $t = 0$ for sample B. Notably, the delay time enhances the cooling of sample A while inhibiting that of sample B, leading to the Mpemba effect under specific conditions ($t_w^{\min} < t_w < t_w^{\max}$). The effect is independent of the bath temperatures (T_b^h and T_b^c) and is determined by a difference function $\Delta(t)$ parameterized by the control parameters τ and t_w . In the inverse Mpemba effect, the protocol is identical, except for the exchange $T_b^h \leftrightarrow T_b^c$, so that the difference function $\Delta(t)$ is the same as in the direct case. Therefore, the time-delayed Newton's cooling law with a *constant coefficient of heat transfer* fails to capture the known fact that heating is faster than cooling [71, 116, 117].

In general, the Mpemba effect necessitates the consideration of at least three distinct temperatures: the initial temperatures, $T_A(0)$ and $T_B(0)$, of both samples, and the temperature, T_b^c , of the shared final bath. The protocol

outlined in Fig. 6(a) is relatively straightforward, involving only two bath temperatures (T_b^h and T_b^c), along with a waiting time (t_w). However, more complex protocols can be devised. For instance, sample B might initially equilibrate to a temperature $T_{b,B}^-$ (with $T_b^c \leq T_{b,B}^- < T_b^h$) for $t < -t_w$, then be quenched at $t = -t_w$ to a bath at temperature $T_{b,B}^*$ (with $T_{b,B}^- < T_{b,B}^* \leq T_b^h$), and finally quenched at $t = 0$ to the cold bath at temperature T_b^c . Moreover, the introduction of two waiting times instead of just one could be contemplated, providing flexibility to accommodate different experimental protocols.

The exact solution of the time-delayed cooling equation under a double-quench protocol has also been exploited to study the Kovacs effect. While the system is relaxing from a hot bath temperature (T_b^h) to a cold bath temperature (T_b^c), it is suddenly put in contact at a waiting time t_w with a bath at temperature $T_b^w = T(t_w)$. Instead of maintaining that temperature for $t > t_w$, the memory of a higher temperature in the past ($t < t_w$) makes the system momentarily keep cooling, eventually reaching a minimum temperature at time $t = t_w + \tau$, and finally relaxing to the bath temperature T_b^w from below. This downward hump contrasts with the original one in polymer systems [104, 105] but agrees with the anomalous Kovacs effect observed in granular gases [108, 114]. In analogy with the Mpemba case, a relative strength measure, the Kovacs hump function $K(t)$, remains independent of bath temperatures (T_b^h and T_b^c) and increases with τ and t_w .

It must be emphasized that, for simplicity, the analysis carried out in this paper has assumed a constant coefficient of heat transfer λ . However, factors such as dependence on the time-dependent temperature, variation in material properties with temperature, or changing boundary layer conditions due to natural convection might cause λ to slightly deviate over time. While a constant λ provides a valuable first approximation, acknowledging this potential time-dependence is important for a more comprehensive understanding of the

Mpemba and Kovacs effect scenarios. Future investigations could explore the influence of a non-constant λ on the results and potentially refine the model for greater accuracy.

In conclusion, the time-delayed Newton's law of cooling emerges as a simplistic yet effective phenomenological model that accommodates memory effects. The exploration of the Mpemba and Kovacs effects within its framework has unveiled significant insights into the intricate nature of these memory phenomena. This paper may contribute to a comprehensive analysis of the Mpemba and Kovacs effects, shedding light on their underlying mechanisms and expanding their relevance to diverse systems. The findings presented here not only can contribute to deepening our understanding of these memory phenomena, but also offer valuable insights applicable across various scientific domains, from physics to materials science. The exploration of time-delayed cooling laws paves the way for future research avenues, inviting further investigation into the fascinating interplay between thermal history, memory effects, and complex system behaviors.

DATA AVAILABILITY

The data that support the findings of this study are available from the author on reasonable request.

ACKNOWLEDGMENTS

The author acknowledges financial support from Grant No. PID2020-112936GB-I00 funded by MCIN/AEI/10.13039/501100011033, and from Grant No. IB20079 funded by Junta de Extremadura (Spain) and by European Regional Development Fund (ERDF) "A way of making Europe."

-
- [1] E. B. Mpemba and D. G. Osborne, Cool?, *Phys. Educ.* **4**, 172 (1969).
 - [2] G. S. Kell, The freezing of hot and cold water, *Am. J. Phys.* **37**, 564 (1969).
 - [3] I. Firth, Cooler?, *Phys. Educ.* **6**, 32 (1971).
 - [4] E. Deeson, Cooler-lower down, *Phys. Educ.* **6**, 42 (1971).
 - [5] F. C. Frank, The Descartes-Mpemba phenomenon, *Phys. Educ.* **9**, 284 (1974).
 - [6] R. Gallear, The Bacon-Descartes-Mpemba phenomenon, *Phys. Educ.* **9**, 490 (1974).
 - [7] J. Walker, Hot water freezes faster than cold water. Why does it do so?, *Sci. Am.* **237**, 246 (1977).
 - [8] D. G. Osborne, Mind on ice, *Phys. Educ.* **14**, 414 (1979).
 - [9] M. Freeman, Cooler still—an answer?, *Phys. Educ.* **14**, 417 (1979).
 - [10] K. Kumar, Mpemba effect and 18th century ice-cream, *Phys. Educ.* **15**, 268 (1980).
 - [11] J. W. Hanneken, Mpemba effect and cooling by radiation to the sky, *Phys. Educ.* **16**, 7 (1981).
 - [12] D. Auerbach, Supercooling and the Mpemba effect: When hot water freezes quicker than cold, *Am. J. Phys.* **63**, 882 (1995).
 - [13] C. A. Knight, The Mpemba effect: The freezing times of cold and hot water, *Am. J. Phys.* **64**, 524 (1996).
 - [14] J.-M. Courty and E. Kierlik, Coup de froid sur le chaud, *Pour la Science* **342**, 98 (2006).
 - [15] M. Jeng, The Mpemba effect: When can hot water freeze faster than cold?, *Am. J. Phys.* **74**, 514 (2006).
 - [16] J. I. Katz, When hot water freezes before cold, *Am. J. Phys.* **77**, 27 (2009).

- [17] J. D. Brownridge, When does hot water freeze faster than cold water? A search for the Mpemba effect, *Am. J. Phys.* **79**, 78 (2011).
- [18] A. Wang, M. Chen, Y. Vourgourakis, and A. Nassar, On the paradox of chilling water: Crossover temperature in the Mpemba effect, arXiv:1101.2684 10.48550/arXiv.1101.2684 (2011).
- [19] M. Balážovič and B. Tomášik, The Mpemba effect, Shechtman’s quasicrystals and student exploration activities, *Phys. Educ.* **47**, 568 (2012).
- [20] C. Q. Sun, Behind the Mpemba paradox, *Temperature* **2**, 38 (2015).
- [21] M. Balážovič and B. Tomášik, Paradox of temperature decreasing without unique explanation, *Temperature* **2**, 61 (2015).
- [22] A. A. Romanovsky, Which is the correct answer to the Mpemba puzzle?, *Temperature* **2**, 63 (2015).
- [23] R. T. Ibekwe and J. P. Cullerne, Investigating the Mpemba effect: When hot water freezes faster than cold water, *Phys. Educ.* **51**, 025011 (2016).
- [24] *The Works of Aristotle (Translated into English under the editorship of W.D. Ross)*, Vol. III, edited by W. D. Ross (Clarendon Press, Oxford, 1931).
- [25] R. Bacon, *Opus Majus*, Vol. II (Russell and Russell, New York, 1962), translated by R. Belle Burke.
- [26] F. Bacon, *Novum Organum Scientiarum (in Latin). Translated into English in: The New Organon. Under the editorship of L. Jardine, M. Silverthorne (2000)* (Cambridge University Press, Cambridge, 1620).
- [27] R. Descartes, *Discours de la méthode pour bien conduire sa raison, et chercher la vérité dans les sciences (in French). Translated into English in: Discourse on Method, Optics, Geometry, and Meteorology. Under the editorship of P. J. Olscamp (2001)*, Vol. II, translated by R. Belle Burke (Hackett, New York, 1637).
- [28] M. Vynnycky and S. L. Mitchell, Evaporative cooling and the Mpemba effect, *Heat Mass Transf.* **46**, 881 (2010).
- [29] P. K. Maciejewski, Evidence of a convective instability allowing warm water to freeze in less time than cold water, *J. Heat Transf.* **118**, 65 (1996).
- [30] B. Wojciechowski, I. Owczarek, and G. Bednarz, Freezing of aqueous solutions containing gases, *Cryst. Res. Technol.* **23**, 843 (1988).
- [31] X. Zhang, Y. Huang, Z. Ma, Y. Zhou, J. Zhou, W. Zheng, Q. Jiang, and C. Q. Sun, Hydrogen-bond memory and water-skin supersolidity resolving the Mpemba paradox, *Phys. Chem. Chem. Phys.* **16**, 22995 (2014).
- [32] C. Q. Sun, Y. L. Huang, X. Zhang, Z. S. Ma, and B. Wang, The physics behind water irregularity, *Phys. Rep.* **998**, 1 (2023).
- [33] S. Esposito, R. De Risi, and L. Somma, Mpemba effect and phase transitions in the adiabatic cooling of water before freezing, *Physica A* **387**, 757 (2008).
- [34] M. Vynnycky and N. Maeno, Axisymmetric natural convection-driven evaporation of hot water and the Mpemba effect, *Intl. J. Heat Mass Transf.* **55**, 7297 (2012).
- [35] M. Vynnycky and S. Kimura, Can natural convection alone explain the Mpemba effect?, *Intl. J. Heat Mass Transf.* **80**, 243 (2015).
- [36] J. Jin and W. A. Goddard, Mechanisms underlying the Mpemba effect in water from molecular dynamics simulations, *J. Phys. Chem. C* **119**, 2622 (2015).
- [37] A. Gijón, A. Lasanta, and E. R. Hernández, Paths towards equilibrium in molecular systems: The case of water, *Phys. Rev. E* **100**, 032103 (2019).
- [38] H. C. Burridge and O. Hallstadius, Observing the Mpemba effect with minimal bias and the value of the Mpemba effect to scientific outreach and engagement, *Proc. R. Soc. A* **476**, 20190829 (2020).
- [39] H. C. Burridge and P. F. Linden, Questioning the Mpemba effect: Hot water does not cool more quickly than cold, *Sci. Rep.* **6**, 37665 (2016).
- [40] D. C. Elton and P. D. Spencer, Pathological water science — Four examples and what they have in common, in *Biomechanical and Related Systems, Biologically-Inspired Systems*, Vol. 17, edited by A. Gadomski (Springer, Cham., 2021) pp. 155–169.
- [41] P. A. Greaney, G. Lani, G. Cicero, and J. C. Grossman, Mpemba-like behavior in carbon nanotube resonators, *Metall. Mater. Trans. A* **42**, 3907 (2011).
- [42] Y.-H. Ahn, H. Kang, D.-Y. Koh, and H. Lee, Experimental verifications of Mpemba-like behaviors of clathrate hydrates, *Korean J. Chem. Eng.* **33**, 1903 (2016).
- [43] Z. Lu and O. Raz, Nonequilibrium thermodynamics of the Markovian Mpemba effect and its inverse, *Proc. Natl. Acad. Sci. U.S.A.* **114**, 5083 (2017).
- [44] I. Klich, O. Raz, O. Hirschberg, and M. Vucelja, Mpemba index and anomalous relaxation, *Phys. Rev. X* **9**, 021060 (2019).
- [45] R. Chétrite, A. Kumar, and J. Bechhoefer, The metastable Mpemba effect corresponds to a non-monotonic temperature dependence of extractable work, *Front. Phys.* **9**, 654271 (2021).
- [46] D. M. Busiello, D. Gupta, and A. Maritan, Inducing and optimizing Markovian Mpemba effect with stochastic reset, *New J. Phys.* **23**, 103012 (2021).
- [47] J. Lin, K. Li, J. He, J. Ren, and J. Wang, Power statistics of Otto heat engines with the Mpemba effect, *Phys. Rev. E* **105**, 014104 (2022).
- [48] G. Teza, R. Yaacoby, and O. Raz, Relaxation shortcuts through boundary coupling, *Phys. Rev. Lett.* **131**, 017101 (2023).
- [49] A. Lasanta, F. Vega Reyes, A. Prados, and A. Santos, When the hotter cools more quickly: Mpemba effect in granular fluids, *Phys. Rev. Lett.* **119**, 148001 (2017).
- [50] A. Torrente, M. A. López-Castaño, A. Lasanta, F. Vega Reyes, A. Prados, and A. Santos, Large Mpemba-like effect in a gas of inelastic rough hard spheres, *Phys. Rev. E* **99**, 060901(R) (2019).
- [51] A. Biswas, V. V. Prasad, O. Raz, and R. Rajesh, Mpemba effect in driven granular Maxwell gases, *Phys. Rev. E* **102**, 012906 (2020).
- [52] E. Mompó, M. A. López Castaño, A. Torrente, F. Vega Reyes, and A. Lasanta, Memory effects in a gas of viscoelastic particles, *Phys. Fluids* **33**, 062005 (2021).
- [53] R. Gómez González, N. Khalil, and V. Garzó, Mpemba-like effect in driven binary mixtures, *Phys. Fluids* **33**, 053301 (2021).
- [54] R. Gómez González and V. Garzó, Time-dependent homogeneous states of binary granular suspensions, *Phys. Fluids* **33**, 093315 (2021).
- [55] A. Biswas, V. V. Prasad, and R. Rajesh, Mpemba effect in an anisotropically driven granular gas, *EPL* **136**, 46001 (2021).
- [56] A. Biswas, V. V. Prasad, and R. Rajesh, Mpemba effect in anisotropically driven inelastic Maxwell gases,

- J. Stat. Phys.* **186**, 45 (2022).
- [57] A. Megías and A. Santos, Kinetic theory and memory effects of homogeneous inelastic granular gases under nonlinear drag, *Entropy* **24**, 1436 (2022).
- [58] A. Megías and A. Santos, Mpemba-like effect protocol for granular gases of inelastic and rough hard disks, *Front. Phys.* **10**, 971671 (2022).
- [59] A. Patrón, B. Sánchez-Rey, C. A. Plata, and A. Prados, Non-equilibrium memory effects: Granular fluids and beyond, *EPL* **143**, 61002 (2023).
- [60] A. Santos and A. Prados, Mpemba effect in molecular gases under nonlinear drag, *Phys. Fluids* **32**, 072010 (2020).
- [61] A. Patrón, B. Sánchez-Rey, and A. Prados, Strong nonexponential relaxation and memory effects in a fluid with nonlinear drag, *Phys. Rev. E* **104**, 064127 (2021).
- [62] A. Megías, A. Santos, and A. Prados, Thermal versus entropic Mpemba effect in molecular gases with nonlinear drag, *Phys. Rev. E* **105**, 054140, (2022).
- [63] M. Baity-Jesi, E. Calore, A. Cruz, L. A. Fernandez, J. M. Gil-Narvi6n, A. Gordillo-Guerrero, D. In6iguez, A. Lasanta, A. Maiorano, E. Marinari, V. Martin-Mayor, J. Moreno-Gordo, A. Mu6noz-Sudupe, D. Navarro, G. Parisi, S. Perez-Gaviro, F. Ricci-Tersenghi, J. J. Ruiz-Lorenzo, S. F. Schifano, B. Seoane, A. Tarac6n, R. Tripiccion, and D. Yllanes, The Mpemba effect in spin glasses is a persistent memory effect, *Proc. Natl. Acad. Sci. U.S.A.* **116**, 15350 (2019).
- [64] Z.-Y. Yang and J.-X. Hou, Non-Markovian Mpemba effect in mean-field systems, *Phys. Rev. E* **101**, 052106 (2020).
- [65] Z.-Y. Yang and J.-X. Hou, Mpemba effect of a mean-field system: The phase transition time, *Phys. Rev. E* **105**, 014119 (2022).
- [66] S. Takada, H. Hayakawa, and A. Santos, Mpemba effect in inertial suspensions, *Phys. Rev. E* **103**, 032901 (2021).
- [67] S. Takada, Homogeneous cooling and heating states of dilute soft-core gases under nonlinear drag, *EPJ Web Conf.* **249**, 04001 (2021).
- [68] A. Kumar and J. Bechhoefer, Exponentially faster cooling in a colloidal system, *Nature (Lond.)* **584**, 64 (2020).
- [69] J. Bechhoefer, A. Kumar, and R. Ch6trite, A fresh understanding of the Mpemba effect, *Nat. Rev. Phys.* **3**, 534 (2021).
- [70] A. Kumar, R. Ch6trite, and J. Bechhoefer, Anomalous heating in a colloidal system, *Proc. Natl. Acad. Sci. U.S.A.* **119**, e2118484119 (2022).
- [71] M. Ib6n6ez, C. Dieball, A. Lasanta, A. Godec, and A. Rica, Heating and cooling are fundamentally asymmetric and evolve along distinct pathways, *Nature Phys.* **20**, 135 (2024).
- [72] I. Gonz6lez-Adalid Pemart6n, E. Momp6, A. Lasanta, V. Mart6n-Mayor, and J. Salas, Slow growth of magnetic domains helps fast evolution routes for out-of-equilibrium dynamics, *Phys. Rev. E* **104**, 044114 (2021).
- [73] N. Vadakkayila and S. K. Das, Should a hotter paramagnet transform quicker to a ferromagnet? Monte Carlo simulation results for Ising model, *Phys. Chem. Chem. Phys.* **23**, 11186 (2021).
- [74] G. Teza, R. Yaacoby, and O. Raz, Eigenvalue crossing as a phase transition in relaxation dynamics, *Phys. Rev. Lett.* **130**, 207103 (2023).
- [75] S. K. Das, Perspectives on a few puzzles in phase transformations: When should the farthest reach the earliest?, *Langmuir* **39**, 10715 (2023).
- [76] I. Gonz6lez-Adalid Pemart6n, E. Momp6, A. Lasanta, V. Mart6n-Mayor, and J. Salas, Shortcuts of freely relaxing systems using equilibrium physical observables, *Phys. Rev. Lett.* **132**, 117102 (2024).
- [77] P. J. Žuk, K. Makuch, R. Hołyst, and A. Maciolek, Transient dynamics in the outflow of energy from a system in a nonequilibrium stationary state, *Phys. Rev. E* **105**, 054133 (2022).
- [78] R. Holtzman and O. Raz, Landau theory for the Mpemba effect through phase transitions, *Comm. Phys.* **5**, 280 (2022).
- [79] F. J. Schwarzendahl and H. L6wen, Anomalous cooling and overcooling of active colloids, *Phys. Rev. Lett.* **129**, 138002 (2022).
- [80] Z. Y. Cao, R. C. Bao, J. M. Zheng, and Z. H. Hou, Fast functionalization with high performance in the autonomous information engine, *J. Phys. Chem. Lett.* **14**, 66 (2023).
- [81] M. Chorazewski, M. Wasiak, A. V. Sychev, V. I. Korotkovskii, and E. B. Postnikov, The curious case of 1-ethylpyridinium triflate: Ionic liquid exhibiting the Mpemba effect, *J. Solut. Chem.* **53**, 80 (2024).
- [82] J. H. Liu, J. Q. Li, B. Y. Liu, I. W. Hamley, and S. C. Jiang, Mpemba effect in crystallization of polybutene-1, *Soft Matter* **19**, 3337 (2023).
- [83] T. X. Lv, J. Q. Li, L. Y. Liu, S. Y. Huang, H. F. Li, and S. C. Jiang, Effects of molecular weight on stereocomplex and crystallization of PLLA/PDLA blends, *Polymer* **283**, 126259 (2023).
- [84] A. Biswas, R. Rajesh, and A. Pal, Mpemba effect in a Langevin system: Population statistics, metastability, and other exact results, *J. Chem. Phys.* **159**, 044120 (2023).
- [85] A. Biswas and R. Rajesh, Mpemba effect for a Brownian particle trapped in a single well potential, *Phys. Rev. E* **108**, 024131 (2023).
- [86] V. A. Dekhtyar, A. E. Dubinov, and H. N. Kolesov, Observation of a plasma analogue of the Mpemba effect, *High Energy Chem.* **57**, 293 (2023).
- [87] F. Carollo, A. Lasanta, and I. Lesanovsky, Exponentially accelerated approach to stationarity in Markovian open quantum systems through the Mpemba effect, *Phys. Rev. Lett.* **127**, 060401 (2021).
- [88] A. K. Chatterjee, S. Takada, and H. Hayakawa, Quantum Mpemba effect in a quantum dot with reservoirs, *Phys. Rev. Lett.* **131**, 080402 (2023).
- [89] A. K. Chatterjee, S. Takada, and H. Hayakawa, Multiple quantum Mpemba effect: exceptional points and oscillations, arXiv:2311.01347 [10.48550/arXiv.2311.01347](https://arxiv.org/abs/10.48550/arXiv.2311.01347) (2023).
- [90] S. Murciano, F. Ares, I. Klich, and P. Calabrese, Entanglement asymmetry and quantum Mpemba effect in the XY spin chain, *J. Stat. Mech.* **2024**, 013103 (2024).
- [91] L. K. Joshi, J. Franke, A. Rath, F. Ares, S. Murciano, F. Kranzl, R. Blatt, P. Zoller, B. Vermersch, P. Calabrese, C. F. Roos, and M. K. Joshi, Observing the quantum Mpemba effect in quantum simulations, *Phys. Rev. Lett.* (2024).
- [92] S. A. Shapira, Y. Shapira, J. Markov, G. Teza, N. Akerman, O. Raz, and R. Ozeri, The Mpemba effect demonstrated on a single trapped ion qubit, arXiv:2401.05830 [10.48550/arXiv.2401.05830](https://arxiv.org/abs/10.48550/arXiv.2401.05830) (2024).

- [93] X. Wang and J. Wang, Mpemba effects in nonequilibrium open quantum systems, arXiv:2401.14259 [10.48550/arXiv.2401.14259](https://arxiv.org/abs/2401.14259) (2024).
- [94] F. Caceffo, S. Murciano, and V. Alba, Entangled multiplets, asymmetry, and quantum Mpemba effect in dissipative systems, arXiv:2402.02918 [10.48550/arXiv.2402.02918](https://arxiv.org/abs/2402.02918) (2024).
- [95] D. J. Strachan, A. Purkayastha, and S. R. Clark, Non-Markovian quantum Mpemba effect, arXiv:2402.05756 [arXiv.2402.05756](https://arxiv.org/abs/2402.05756) (2024).
- [96] S. Yamashika, F. Ares, and P. Calabrese, Entanglement asymmetry and quantum Mpemba effect in two-dimensional free-fermion systems, arXiv:2403.04486 [10.48550/arXiv.2403.04486](https://arxiv.org/abs/2403.04486) (2024).
- [97] S. Liu, H.-K. Zhang, S. Yin, and S.-X. Zhang, Symmetry restoration and quantum Mpemba effect in symmetric random circuits, arXiv:2403.08459 [10.48550/arXiv.2403.08459](https://arxiv.org/abs/2403.08459) (2024).
- [98] Clarivate Analytics, Web of Science <https://www.webofscience.com/> (accessed April 11, 2024).
- [99] I. Newton, Scala graduum caloris, *Philos. Trans. R. Soc.* **22**, 824 (1701).
- [100] U. Besson, The history of the cooling law: When the search for simplicity can be an obstacle, *Sci. & Educ.* **21**, 1085 (2012).
- [101] M. I. Davidzon, Newton's law of cooling and its interpretation, *Intl. J. Heat Mass Transf.* **55**, 5397 (2012).
- [102] QuickField, Natural convection coefficient calculator, https://quickfield.com/natural_convection.htm.
- [103] N. Hatime, S. Melliani, A. E. Mfadel, D. Baleanu, and M. Elomari, On Newton's law of cooling with time delay and ψ -Caputo fractional derivatives, *Res. Sq.* **10.21203/rs.3.rs-2385295/v1** (2022).
- [104] A. J. Kovacs, Transition vitreuse dans les polymères amorphes. Etude phénoménologique, *Fortschr. Hochpolym.-Forsch.* **3**, 394 (1963).
- [105] A. J. Kovacs, J. J. Aklonis, J. M. Hutchinson, and A. R. Ramos, Isobaric volume and enthalpy recovery of glasses. II. A transparent multiparameter theory, *J. Polym. Sci. Polym. Phys. Ed.* **17**, 1097 (1979).
- [106] S. Mossa and F. Sciortino, Crossover (or Kovacs) effect in an aging molecular liquid, *Phys. Rev. Lett.* **92**, 045504 (2004).
- [107] A. Prados and J. J. Brey, The Kovacs effect: A master equation analysis, *J. Stat. Mech.* **2010**, P02009 (2010).
- [108] A. Prados and E. Trizac, Kovacs-like memory effect in driven granular gases, *Phys. Rev. Lett.* **112**, 198001 (2014).
- [109] E. Trizac and A. Prados, Memory effect in uniformly heated granular gases, *Phys. Rev. E* **90**, 012204 (2014).
- [110] M. Ruiz-García and A. Prados, Kovacs effect in the one-dimensional Ising model: A linear response analysis, *Phys. Rev. E* **89**, 012140 (2014).
- [111] R. Kürsten, V. Sushkov, and T. Ihle, Giant Kovacs-like memory effect for active particles, *Phys. Rev. Lett.* **119**, 188001 (2017).
- [112] Y. Lahini, O. Gottesman, A. Amir, and S. M. Rubinstein, Nonmonotonic aging and memory retention in disordered mechanical systems, *Phys. Rev. Lett.* **118**, 085501 (2017).
- [113] C. A. Plata and A. Prados, Kovacs-like memory effect in athermal systems: Linear response analysis, *Entropy* **19**, 539 (2017).
- [114] A. Lasanta, F. Vega Reyes, A. Prados, and A. Santos, On the emergence of large and complex memory effects in nonequilibrium fluids, *New J. Phys.* **21**, 033042 (2019).
- [115] B. Sánchez-Rey and A. Prados, Linear response in the uniformly heated granular gas, *Phys. Rev. E* **104**, 024903 (2021).
- [116] A. Lapolla and A. Godec, Faster uphill relaxation in thermodynamically equidistant temperature quenches, *Phys. Rev. Lett.* **125**, 110602 (2020).
- [117] T. Van Vu and Y. Hasegawa, Toward relaxation asymmetry: Heating is faster than cooling, *Phys. Rev. Res.* **3**, 043160 (2021).