

Exact, Average, and Broken Symmetries in a Simple Adaptive Monitored Circuit

Zhi Li^{1,*} and Zhu-Xi Luo^{2,†}

¹*Perimeter Institute for Theoretical Physics, Waterloo, Ontario N2L 2Y5, Canada*

²*Department of Physics, Harvard University, Cambridge MA-02138, USA*

Symmetry is a powerful tool for understanding phases of matter in equilibrium. Quantum circuits with measurements have recently emerged as a platform for novel states of matter intrinsically out of equilibrium. Can symmetry be used as an organizing principle for these novel states, their phases and phase transitions? In this work, we give an affirmative answer to this question in a simple adaptive monitored circuit, which hosts an ordering transition in addition to a separate entanglement transition, upon tuning a single parameter. Starting from a symmetry-breaking initial state, depending on the tuning parameter, the steady state could (i) remain symmetry-broken, (ii) exhibit the average symmetry in the ensemble of trajectories, or (iii) exhibit the exact symmetry for each trajectory. The ordering transition is mapped to the transition in a classical majority vote model, described by the Ising universality class, while the entanglement transition lies in the percolation class. Numerical simulations are further presented to support the analytical understandings.

I. INTRODUCTION

Exploring measurement-induced phases and phase transitions represents a frontier in our current understanding of non-equilibrium states of matter [1]. Since the pioneering works [2–4] in 2018, the field has been vibrantly growing in the past few years [5–12]. While the earliest works focused on the competition between unitary gates and measurements, more variants have emerged. Of particular interest to us is the competition between non-commuting measurements in measurement-only circuits [13], such as in the context of transverse field Ising [14–16] and Kitaev spin liquid setups [17–19], to mention a couple examples. One of the main exotic properties of these fruitful results is that the different “phases” of steady states are characterized not by conventional order parameters which break certain symmetries and are linear observable (of the form $\text{tr}(\rho\hat{O})$). Instead, they are characterized by quantum information properties, typically the scaling of entanglement entropy.

According to P.W. Anderson, physics is approximately the study of symmetry [20]. It is natural to question whether symmetry plays a significant role in the study of monitored quantum circuits. The research community has made some attempts in this direction, such as: (1) The prototype measurement-induced phase transition arising from the competition between Haar random unitary gates and measurements can be formulated as the spontaneous breaking of not global, but replica symmetries [8, 9, 21]. (2) Symmetry of the circuit can determine the universality class of the measurement-induced phase transitions. For instance, in quantum automation circuits subject to measurements, the presence of \mathbb{Z}_2 symmetry leads to the parity-preserving class [22], while the absence of symmetry leads to the directed percolation class [23]. (3) Symmetries can enrich the phase diagram

of monitored circuits. For example, with $U(1)$ symmetry, there can be additional transitions in the volume-law phases [24–27]. Symmetries imposed in the circuit can also be enlarged by dynamical replica symmetries, resulting in a variety of interesting phases and phase transitions [28].

In this work, we will focus on the circuits with natural global symmetries, and try to interpret the known dynamical phases from a symmetry perspective. We examine a simple design of adaptive monitored circuits with only competing measurements and post-measurement feedbacks, both preserving a discrete \mathbb{Z}_2 Ising symmetry. Our circuits are extensions of projective transverse Ising models [14–16]. In addition to modifying the measurement schedule, we further add feedbacks to guide toward ferromagnetic outcomes.

We find that the phase diagram is indeed nicely organized by symmetry, although besides the symmetry of pure state of each quantum trajectory: $U|\psi\rangle \propto |\psi\rangle$ (which we call exact symmetry), we also need to consider the symmetry of the ensemble ρ incorporating the random schedule of measurements and their outcomes: $U\rho U^{-1} = \rho$ (which is called average symmetry). The idea is related to the recent explorations of the condensed matter community on decoherence and disorders in the contexts of average symmetry-protected topological orders [29–32], mixed state topological phases [33], average symmetries and their anomalies [34–36].

We sketch the phase diagrams of the (1+1)d and (2+1)d circuits in Fig. 1. Besides entanglement phase transitions p_E in for both (1+1)d and (2+1)d circuits, there is an additional ordering transition p_O for the (2+1)d circuit, which lies in the 2d classical Ising class. Before the entanglement transition $p < p_E$, the steady state of each trajectory exhibits exact \mathbb{Z}_2 symmetry. When $p_E < p < p_O$, each steady state no longer hosts the exact symmetry, but the ensemble of trajectories still exhibits the average \mathbb{Z}_2 symmetry. When $p > p_O$, the average symmetry is further broken, detectable by conventional linear order parameters such as the magnetization.

The remainder of the paper is organized as follows.

* zli@perimeterinstitute.ca

† zhuxi.luo@g.harvard.edu

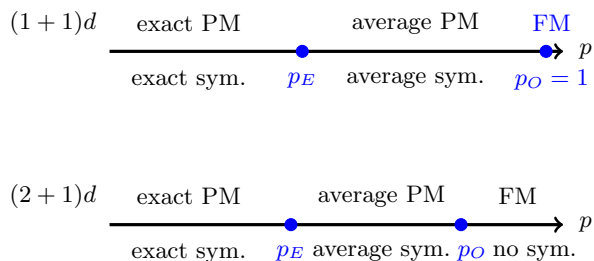


FIG. 1. Sketches for phase diagrams. Top panel: (1+1)d. Bottom panel: (2+1)d. PM and FM stand for paramagnetic and ferromagnetic.

In Sec. II we describe the setup, followed by the discussion of the entanglement transition in Sec. III. The ordering transition is analyzed in Sec. IV, where we map the circuit to a classical majority vote model. Then in the discussion section, we comment on the subtleties of initial states, the potential interpretation of spontaneous symmetry breaking, and directions for future research.

II. MODEL AND TERMINOLOGY

We motivate our circuit model by the transverse field Ising model, schematically written as the following in arbitrary dimensions:

$$H = -p \sum_{\langle ij \rangle} Z_i Z_j - (1-p) \sum_i X_i. \quad (1)$$

The ground state is a ferromagnetic state $\otimes |0\rangle$ for $p = 1$ and a paramagnetic state $\otimes |+\rangle$ for $p = 0$. It is well-known that there is an ordering phase transition at finite p , driven by the competition of ZZ terms and X terms.

A. Model

In a quantum circuit, we interpret p and $1-p$ not as the coupling constant, but as the probability for the corresponding type of measurement to happen. To mimic the magnetic order and the ordering transition, one could consider two types of measurements that collapse the wavefunction into the $Z_i Z_j = 1$ and $X_i = 1$ subspaces respectively. However, postselections are not physical operations as the measurement outcomes are intrinsically random. Still, one may attempt to enhance the ZZ measurements and “enforce” $ZZ = 1$ as much as possible, by feedbacks that switch the eigenstates of ZZ .

More concretely, we start from a qubit chain with competing measurements and adaptive feedback. Periodic boundary condition is chosen for simplicity, and the initial state is ferromagnetically ordered $\otimes |0\rangle$. For each time step, we sequentially perform the following for each site i :

- With probability $1-p$, we measure X_i .

- With probability p , we measure both $Z_{i-1}Z_i$ and $Z_i Z_{i+1}$. Depending on the measurement outcomes, we perform the following feedback:
 - If $Z_{i-1}Z_i = Z_i Z_{i+1} = -1$, apply X on site i ;
 - If $Z_{i-1}Z_i = Z_i Z_{i+1} = +1$, do nothing;
 - If $Z_{i-1}Z_i = -Z_i Z_{i+1}$, apply X_i with probability $1/2$.

After the feedback, at least one of $Z_{i-1}Z_i$ and $Z_i Z_{i+1}$ will be $+1$. (In the 3rd situation, it is already the case even without feedback, but we choose to perform the random flip for analytical convenience.)

It is evident that the dynamics (updating rules) has a \mathbb{Z}_2 Ising symmetry:

$$U = \prod_i X_i, \quad (2)$$

while the initial state explicitly breaks this symmetry. We deliberately choose this symmetry-broken initial state to highlight the restoration of exact or weak symmetries in the steady states.

We will also consider a similar model for qubits arranged on a 2d square lattice. The setup is almost identical, except that for the ZZ -measuring steps we should measure all $Z_i Z_j$ where j runs over all four nearest neighbors of i . The feedbacks are also designed to ensure most measurement outcomes are corrected to $+1$. Depending on the measurement outcomes, we apply X_i (if there are more -1 than $+1$), apply X_i with probability $1/2$ (if there are two for each), or do nothing (if there are more $+1$ than -1).

B. Exact and Average Symmetry

The circuit has randomness coming from the measurement schedules (choices of the measurements) and the measurement outcomes. In this work, we consider symmetries both of the trajectory – the pure state given the measurement schedule and outcomes, and the ensemble – the mixed state averaged over all measurement outcomes and/or measurement schedules.

An exact symmetry is the normal symmetry defined for a pure state as $U|\psi\rangle = e^{i\theta}|\psi\rangle$. Here, we allow an arbitrary phase θ since a symmetry could act on the Hilbert space projectively. For a mixed state, one can define an average symmetry or a weak symmetry as $U\rho U^{-1} = \rho$. If ρ is an ensemble of pure states $\{|\psi_i\rangle\}$, i.e. $\rho = \sum p_i |\psi_i\rangle \langle \psi_i|$, then the exact symmetry for each pure state $|\psi_i\rangle$ ensures the average symmetry for ρ . Note that for exact symmetry θ could vary for different $|\psi_i\rangle$, hence our exact symmetry is different from the “strong symmetry” ($U\rho = e^{i\theta}\rho$) for mixed states used for example in Ref. [32]. In other words, exact symmetry is a symmetry defined for single trajectory, and is therefore a property of ρ together with the decomposition $\rho = \sum p_i |\psi_i\rangle \langle \psi_i|$, not just a property of ρ alone. This is quite natural in

our setting, where the quantum trajectories, determined by the realization of measurement schedule and measurement outcomes, provide a natural decomposition of ρ .

III. ENTANGLEMENT TRANSITION

Our circuits are examples of quantum dynamics that fit into the stabilizer formalism [37]. Within this formalism, the Pauli feedback can only change the signs of the stabilizers. Therefore, methods in analyzing measurement-only circuits and the entanglement transitions therein [14–16] remain applicable here, provided we focus on structures and quantities that are invisible to the stabilizer signs. Here, we extend the analysis in [14, 16] to our modified setup and revisit the transition from a symmetry perspective.

A. Entanglement Dynamics and the Dual Percolation

Let us first consider some simple examples to get some intuition on the entanglement dynamics. Initially, the state is a product of Z -eigenstates. As the circuit evolves, some X -eigenstates are generated by X measurements. If a ZZ measurement is applied on two X -eigenstates, then we get a two-qubit Bell state.

In general, at each moment, the system is always in a product state of some Z -eigenstates and some GHZ-like states $(|s\rangle \pm |\bar{s}\rangle)/\sqrt{2}$ where s is a classical bit string and \bar{s} is its flip (for convenience, we regard an X -eigenstate as a GHZ state of size 1). Depending on whether a site appears in a Z -eigenstate or a GHZ-like state, we say the site lives in the background or in a GHZ cluster. The dynamics for the stabilizer structure can be understood via the birth, split, merge, and death of the GHZ clusters:

- birth: measuring X on a background site, a size-1 GHZ cluster is created;
- split: measuring X in a size- k GHZ cluster, the cluster splits into two clusters (size 1 and size $k-1$ respectively);
- merge: measuring $Z_i Z_j$ where i and j belong to two different GHZ clusters, two clusters merge;
- death: measuring $Z_i Z_j$ where one is in the background and one is in a GHZ cluster, the whole cluster disappears.

The above dynamics in D spatial dimension can be captured by a bond percolation picture on $(D+1)$ -dimensional hypercubic lattice. At each time step, we activate a spatial ij bond in the percolation picture iff $Z_i Z_j$ is measured in the circuit model, and we activate a temporal bond above site i iff X_i is *not* measured. The structure of the final state can be inferred from the percolation picture as follows:

- sites that are connected (via activated bonds) to the initial slice are in the background and hence correspond to Z -eigenstates;
- sites mutually connected but not connected to the initial slice are in a common GHZ cluster.

This percolation model is not the usual isotropic bond percolation, since measurements in our quantum circuits are locally correlated. Nevertheless, there remains a phase transition at finite probability p_E that is in the same universality class, corresponding to a transition in the structure of steady states: the percolated (unpercolated) phase corresponds to the situation where Z -eigenstates exist (do not exist) in the final state. In the following, we still call it the entanglement transition, since (1) it has the same origin as the transition in measurement-only circuits, (2) the transition in the stabilizer structure, and (3) the fact that it can be probed by entanglement entropies such as the tripartite information:

$$I(A:B:C) = S_A + S_B + S_C + S_{ABC} - S_{AB} - S_{BC} - S_{AC}, \quad (3)$$

(see Fig.2 for the geometry).

$I(A:B:C)$ is related to the conditional mutual information $I(A, B|C)$ which in general detects “large stabilizers” [12]. In our model, it exactly measures the number of GHZ-clusters with nontrivial supports on all of the four regions A, B, C, D . In Fig.2 we plot $I(A:B:C)$ versus p for the (1+1)d and (2+1)d circuits. It, as well as all subsequent numerics, is computed from averaging over different trajectories, indicated by the overline. At the transition, we do not see a step function behavior as in the case of symmetric initial states [14], which can be easily understood from the prototype wavefunctions $\otimes |+\rangle$ and $\otimes |0\rangle$ for two sides of the entanglement transition. Instead, it shows a sharp peak: only near the percolation phase transition point can we have macroscopically connected clusters that are not connected to the initial time slice. The transition points are at $p_E^{(1d)} \approx 0.40(7)$ and $p_E^{(2d)} \approx 0.13(3)$ for (1+1)d and (2+1)d circuits. In fig. we plot the data collapse with the critical exponents $\nu_E^{(1d)} \approx 4/3$ and $\nu_E^{(2d)} \approx 0.87$, matching those for the 2d and 3d [38–40] percolation universality classes.

B. Exact v.s. Average Symmetry

Importantly, a GHZ-like state is \mathbb{Z}_2 symmetric with U in Eq.(2):

$$\left(\prod_i X_i\right) |\text{GHZ}\rangle = \pm |\text{GHZ}\rangle, \quad (4)$$

and a Z -eigenstate is not:

$$\langle 0|X|0\rangle = \langle 1|X|1\rangle = 0. \quad (5)$$

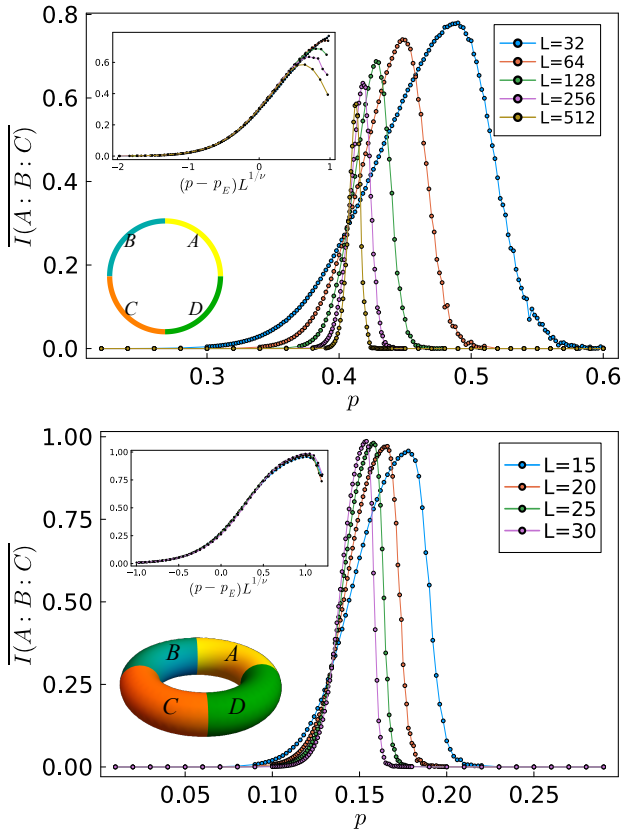


FIG. 2. $\overline{I(A, B, C)}$ versus p for (a) (1+1)d circuit and (b) (2+1)d circuit. The crossings correspond to the transition points: $p_E^{(1d)} \approx 0.40(7)$ and $p_E^{(2d)} \approx 0.13(3)$. The subfigures show data collapse for p near p_E , for $\nu_E^{(1d)} = 4/3$ and $\nu_E^{(2d)} = 0.87$.

More generally, $\langle U \rangle = 0$ if there exists a Z -eigenstate portion in the steady state; $\langle U \rangle = \pm 1$ if there does not.

Let us apply this observation in our circuits. If $p < p_E$, namely, if the X measurements dominate, there is no percolation hence all sites at the final slice belong to some GHZ clusters. Therefore, $\langle U \rangle = \pm 1$ for each trajectory. In other words, although the initial state explicitly breaks the symmetry, the symmetry is *restored* by the quantum circuit to an *exact* level: the final state of each quantum trajectory is \mathbb{Z}_2 symmetric.

On the other hand, if $p > p_E$, namely, if ZZ -bond measurements dominate, then percolation happens and there exist some Z -eigenstate factors in the final state. Therefore, $\langle U \rangle = 0$. In this case, there is no exact symmetry at the trajectory level. Nevertheless, we will show in Sec. IV C that the \mathbb{Z}_2 symmetry is still restored as an *average* symmetry at the level of density matrices, as long as p is not too large.

In Fig. 3 we plot $|\langle U \rangle|$ versus p for the (1+1)d and (2+1)d circuits. Note that we have to consider $|\langle U \rangle|$ instead of $\langle U \rangle$ since the sign of the latter is still random in the X dominated phases. As expected, we see sharp

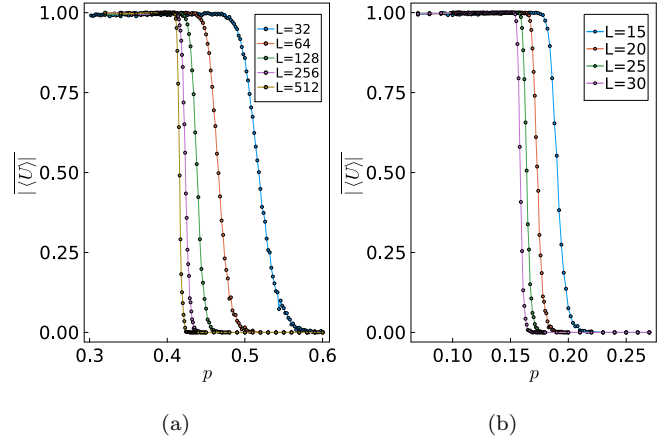


FIG. 3. $|\langle U \rangle|$ versus p for (a) (1+1)d circuit and (b) (2+1)d circuit.

step functions and the dropping point converges to the corresponding p_E , signaling a phase transition and the restoration of the exact symmetry in the $p < p_E$ side.

IV. ORDERING TRANSITION

In this section, we turn to the ordering transition that exists at spatial dimensions larger than one. We will present how this transition can be understood from a classical majority vote model in the same dimension.

A. Classical Majority Vote Model

We start by reviewing the classical majority vote (MV_c) model. The MV_c model is usually formulated as follows. There is one classical spin ± 1 living on each lattice site. At each time step, we pick a spin i and check the signs of its nearest neighbors.

- if its neighbor has a majority sign, then reset the spin i to agree with the majority with probability $1 - q$ and disagree with the majority with the probability q ;
- otherwise, randomly (± 1 with probability $1/2$) reset the spin i .

In this formulation, the “out-of-majority” or noise parameter q should satisfy $q < 1/2$. With the identification $q = \frac{1-p}{2}$, the above model can be equivalently described as follows:

- with probability $1 - p$, randomly reset spin i ;
- with probability p , reset spin i to agree with the majority sign (if exists) in its neighbor, or reset it randomly if there is no majority sign.

The equivalence is evident: in the second formulation, the final probability for spin i to agree with the majority is $p + \frac{1-p}{2} = 1 - q$ (if the majority sign exists), or the spin i is reset randomly (if not), both in accordance with the rules in the first formulation.

The MV_c model has been extensively studied in the literature. In one spatial dimension, it is equivalent to the Glauber dynamics of the 1d Ising model (see for example Chapter 11 of [41]), such that the distribution of classical configurations is the Boltzmann-Gibbs distribution. There is no transition for the MV_c model in 1d: an infinitesimal noise rate will drive the system into a disordered phase. In fact, it is quite difficult, and once thought impossible, for a 1d classical cellular automata to have a robust ordering against noise, consistent with the absence of long-range order at finite temperature in 1d statistical mechanics [42–44]. Only delicately designed cellular automata can lead to a robust ordered phase in 1d [45, 46].

On the other hand, the MV_c model in two and higher dimensions shows different behavior. Although they violate the detailed balance condition [41, 47] and avoid analytical solutions, it has been confirmed that there exists an order-disorder phase transition at finite q . Particularly in 2d, the transition is in the 2d classical Ising universality class [48].

B. Reduction to Classical Majority Vote

Based on the discussions above, in the ZZ -dominant phase $p > p_E$, the steady states have entanglement structures that are in the same phase as the Z -basis product state. With this observation in mind, let us approximate the steady state as an ensemble of classical states. Since an X measurement results in the state $|\pm\rangle = (|0\rangle \pm |1\rangle)/\sqrt{2}$, it is natural to view it as a noise in the classical approximation, which resets the bit into ± 1 with half-half probability. Namely, the quantum circuit now reduces to the second formulation of the MV_c model with the same parameter p , with the same initial states.

Such reduction is certainly just an approximation at the trajectory level. However, in the appendix A, we prove that it is exact at the ensemble level:

$$\rho_q(t) = \rho_c(t). \quad (6)$$

Here ρ_q and ρ_c denote the density matrices in the quantum circuit model and the MV_c model respectively. The relation continues to hold even if we fix the measurement schedule but average over the measurement outcomes.

C. Average v.s. Broken Symmetry

Given Eq.(6) and the established findings in the MV_c model, we deduce an order-disorder phase transition at finite p_O . This transition is characterized by the breaking

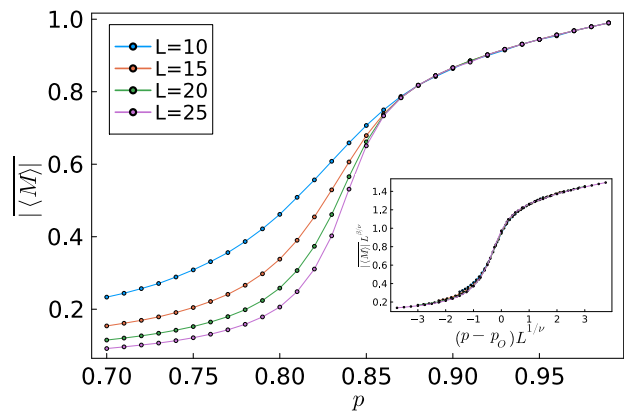


FIG. 4. (a) $|\overline{\langle M \rangle}|$ versus p in the (2+1)d circuit. The numerics are carried out using the stabilizer formalism [37]. (b) Data collapse for p near $p_O^{(2d)} \approx 0.85(0)$, with $\nu_O^{(2d)} \approx 1$ and $\beta_O^{(2d)} \approx 1/8$.

of the \mathbb{Z}_2 Ising symmetry at the ensemble level: $\rho_q(t)$ is ordered and average symmetric for $p < p_O$ given that $\rho_c(t)$ in the MV_c model is; while $\rho_q(t)$ is disordered and breaks the average symmetry for $p > p_O$. One can use a conventional order parameter, say, $\text{Tr}(\rho M)$ where $M = \sum_i Z_i$ to detect the symmetry breaking (recall that our initial state is deterministic). It can also be detected by the long-range correlator $\overline{\langle Z_1 Z_{L/2} \rangle}$, which gains a finite value in the ordered phase and vanishes in the disordered phase.

Furthermore, we remark that the MV_c model provides a good picture for the quantum circuit for $p > p_E$ even at the trajectory level. As an illustrative example, the MV_c picture suggests that we can understand the steady states for $p_E < p < p_O$ as random product states in Z -basis (dressed by GHZ-clusters). Consequently, $\langle M \rangle$ should vanish for typical trajectories, not just for the ensemble ρ_q . In Fig.4 we plot $|\overline{\langle M \rangle}|$ versus p for the 2d circuit. We see a transition at $p_O \approx 0.85(0)$, in accordance with previous numerical finding $q \approx 0.075$ for the MV_c model [48] and the relation $q = \frac{1-p}{2}$. $|\overline{\langle M \rangle}|$ indeed vanishes in the thermodynamics limit when $p < p_O$. The critical exponents agree with the 2d Ising universality class, as shown by the data collapse with $\nu \approx 1$, $\beta \approx 1/8$ in the figure.

V. DISCUSSIONS

Although we have deliberately chosen the initial states to be a symmetry-broken state, we would like to point out that the symmetry breaking in the steady states may be understood as spontaneous (SSB). This is analogous to the usual spontaneous symmetry breaking in Hamiltonian systems or Monte-Carlo simulation of statistical mechanics: the ground state subspaces or the Gibbs en-

sembles are symmetric, and asymmetric external perturbations or random/asymmetric initial states are required in order to see the SSB. In our case, the whole circuit that governs the dynamics preserves the Ising symmetry, and we use an asymmetric initial state to detect the ability of symmetry breaking – a property of the dynamics itself. If, instead, the initial state is chosen to be $\otimes |+\rangle$ which is exactly symmetric, then the steady states will always preserve the exact symmetry, as observed in the projective transverse field model [15, 16]. In particular, $\langle U \rangle$ will always be 1 and the magnetization will always vanish for each trajectory. Ref. [16], also commented on the subtleties of initial states and the possibility of obtaining ordering with feedback. However, the circuit carefully studied there was not adaptive and the symmetry perspective was not highlighted.

We have focused on (1+1)d and (2+1)d circuits in this paper, yet our circuit setup as well as the analytical methods (the cluster model and the map to majority vote) are general and works for arbitrary dimensions and arbitrary lattices. Conversely, besides the majority vote, one could also consider other interesting classical dynamics. For example, it would be interesting to investigate the “quantum version” of the nontrivial cellular automaton that shows robust order even in 1d [45, 46].

As mentioned in the main text, the exact symmetry is different from the strong symmetry. This is due to the randomness of the signs of $\langle U \rangle$. Nonetheless, a single adaptive (based on nonlocal information of the measurement schedule and outcomes) Z -flip is enough to cor-

rect its sign and ensure $\langle U \rangle = 1$ in the X -dominated phase, and will result in a strong symmetric density matrix $U\rho = \rho$. Recently, Refs. [31, 49] discuss order parameters that detect the strong-to-weak symmetry breaking, which are related to a Renyi-2 correlator. We expect a similar order parameter nonlinear in the density matrix could detect our exact-to-average symmetry breaking, which resembles the Edward-Anderson [50] order parameter $\overline{\langle Z_1 Z_{L/2} \rangle}^2$. We leave this curiosity for future work.

We hope that exact, (strong), average symmetries and their breaking can deepen our understanding of general non-equilibrium dynamics in quantum circuits, and again further exploration of this area is reserved for future studies.

ACKNOWLEDGMENTS

We thank Ningping Cao, Meng Cheng, Maine Christos, Matthew Fisher, Timothy Hsieh, Peter Lunts, Henry Shackleton and Ruben Verresen for helpful discussions. Z.-X. L. thanks Zhen Bi, Carolyn Zhang and Jianhao Zhang for a related collaboration. Z.L., via Perimeter Institute, is supported in part by the Government of Canada through the Department of Innovation, Science and Economic Development and by the Province of Ontario through the Ministry of Colleges and Universities. Z.-X.L. is supported by the Simons Collaboration on Ultra-Quantum Matter with Grant 651440 from the Simons Foundation.

-
- [1] M. P. Fisher, V. Khemani, A. Nahum, and S. Vijay, Random quantum circuits, *Annual Review of Condensed Matter Physics* **14**, 335 (2023).
 - [2] B. Skinner, J. Ruhman, and A. Nahum, Measurement-induced phase transitions in the dynamics of entanglement, *Phys. Rev. X* **9**, 031009 (2019).
 - [3] Y. Li, X. Chen, and M. P. A. Fisher, Quantum zeno effect and the many-body entanglement transition, *Phys. Rev. B* **98**, 205136 (2018).
 - [4] A. Chan, R. M. Nandkishore, M. Pretko, and G. Smith, Unitary-projective entanglement dynamics, *Physical Review B* **99**, 224307 (2019).
 - [5] M. J. Gullans and D. A. Huse, Dynamical purification phase transition induced by quantum measurements, *Physical Review X* **10**, 041020 (2020).
 - [6] Y. Li, X. Chen, and M. P. Fisher, Measurement-driven entanglement transition in hybrid quantum circuits, *Physical Review B* **100**, 134306 (2019).
 - [7] A. Zabalo, M. J. Gullans, J. H. Wilson, S. Gopalakrishnan, D. A. Huse, and J. Pixley, Critical properties of the measurement-induced transition in random quantum circuits, *Physical Review B* **101**, 060301 (2020).
 - [8] C.-M. Jian, Y.-Z. You, R. Vasseur, and A. W. W. Ludwig, Measurement-induced criticality in random quantum circuits, *Phys. Rev. B* **101**, 104302 (2020).
 - [9] Y. Bao, S. Choi, and E. Altman, Theory of the phase transition in random unitary circuits with measurements, *Phys. Rev. B* **101**, 104301 (2020).
 - [10] M. J. Gullans and D. A. Huse, Scalable probes of measurement-induced criticality, *Phys. Rev. Lett.* **125**, 070606 (2020).
 - [11] B. Yoshida, Decoding the entanglement structure of monitored quantum circuits, *arXiv preprint arXiv:2109.08691* (2021).
 - [12] S. Sang, Z. Li, T. H. Hsieh, and B. Yoshida, Ultrafast entanglement dynamics in monitored quantum circuits, *PRX Quantum* **4**, 040332 (2023).
 - [13] M. Ippoliti, M. J. Gullans, S. Gopalakrishnan, D. A. Huse, and V. Khemani, Entanglement phase transitions in measurement-only dynamics, *Phys. Rev. X* **11**, 011030 (2021).
 - [14] A. Lavasani, Y. Alavirad, and M. Barkeshli, Measurement-induced topological entanglement transitions in symmetric random quantum circuits, *Nature Physics* **17**, 342 (2021).
 - [15] S. Sang and T. H. Hsieh, Measurement-protected quantum phases, *Phys. Rev. Res.* **3**, 023200 (2021).
 - [16] N. Lang and H. P. Büchler, Entanglement transition in the projective transverse field Ising model, *Phys. Rev. B* **102**, 094204 (2020).

- [17] A. Lavasani, Z.-X. Luo, and S. Vijay, Monitored quantum dynamics and the kitaev spin liquid, *Phys. Rev. B* **108**, 115135 (2023).
- [18] A. Sriram, T. Rakovszky, V. Khemani, and M. Ippoliti, Topology, criticality, and dynamically generated qubits in a stochastic measurement-only kitaev model, *Phys. Rev. B* **108**, 094304 (2023).
- [19] G.-Y. Zhu, N. Tantivasadakarn, and S. Trebst, Structured volume-law entanglement in an interacting, monitored majorana spin liquid (2023), [arXiv:2303.17627 \[quant-ph\]](https://arxiv.org/abs/2303.17627).
- [20] P. W. Anderson, More is different, *Science* **177**, 393 (1972).
- [21] A. Nahum, S. Roy, B. Skinner, and J. Ruhman, Measurement and entanglement phase transitions in all-to-all quantum circuits, on quantum trees, and in landau-ginsburg theory, *PRX Quantum* **2**, 010352 (2021).
- [22] Y. Han and X. Chen, Measurement-induced criticality in \mathbb{Z}_2 -symmetric quantum automaton circuits, *Phys. Rev. B* **105**, 064306 (2022).
- [23] J. Iaconis, A. Lucas, and X. Chen, Measurement-induced phase transitions in quantum automaton circuits, *Phys. Rev. B* **102**, 224311 (2020).
- [24] U. Agrawal, A. Zabalo, K. Chen, J. H. Wilson, A. C. Potter, J. H. Pixley, S. Gopalakrishnan, and R. Vasseur, Entanglement and charge-sharpening transitions in $u(1)$ symmetric monitored quantum circuits, *Phys. Rev. X* **12**, 041002 (2022).
- [25] F. Barratt, U. Agrawal, S. Gopalakrishnan, D. A. Huse, R. Vasseur, and A. C. Potter, Field theory of charge sharpening in symmetric monitored quantum circuits, *Phys. Rev. Lett.* **129**, 120604 (2022).
- [26] F. Barratt, U. Agrawal, A. C. Potter, S. Gopalakrishnan, and R. Vasseur, Transitions in the learnability of global charges from local measurements, *Phys. Rev. Lett.* **129**, 200602 (2022).
- [27] H. Oshima and Y. Fuji, Charge fluctuation and charge-resolved entanglement in a monitored quantum circuit with $u(1)$ symmetry, *Phys. Rev. B* **107**, 014308 (2023).
- [28] Y. Bao, S. Choi, and E. Altman, Symmetry enriched phases of quantum circuits, *Annals of Physics* **435**, 168618 (2021), special issue on Philip W. Anderson.
- [29] R. Ma and C. Wang, Average Symmetry-Protected Topological Phases, *Phys. Rev. X* **13**, 031016 (2023), [arXiv:2209.02723 \[cond-mat.str-el\]](https://arxiv.org/abs/2209.02723).
- [30] J.-H. Zhang, Y. Qi, and Z. Bi, Strange Correlation Function for Average Symmetry-Protected Topological Phases (2022), [arXiv:2210.17485 \[cond-mat.str-el\]](https://arxiv.org/abs/2210.17485).
- [31] R. Ma, J.-H. Zhang, Z. Bi, M. Cheng, and C. Wang, Topological Phases with Average Symmetries: the Decohered, the Disordered, and the Intrinsic (2023), [arXiv:2305.16399 \[cond-mat.str-el\]](https://arxiv.org/abs/2305.16399).
- [32] J. Y. Lee, Y.-Z. You, and C. Xu, Symmetry protected topological phases under decoherence (2022), [arXiv:2210.16323 \[cond-mat.str-el\]](https://arxiv.org/abs/2210.16323).
- [33] F. Grusdt, Topological order of mixed states in correlated quantum many-body systems, *Phys. Rev. B* **95**, 075106 (2017).
- [34] P.-S. Hsin, Z.-X. Luo, and H.-Y. Sun, Anomalies of average symmetries: Entanglement and open quantum systems (2023), [arXiv:2312.09074 \[cond-mat.str-el\]](https://arxiv.org/abs/2312.09074).
- [35] Y.-N. Zhou, X. Li, H. Zhai, C. Li, and Y. Gu, Reviving the Lieb–Schultz–Mattis Theorem in Open Quantum Systems (2023), [arXiv:2310.01475 \[cond-mat.str-el\]](https://arxiv.org/abs/2310.01475).
- [36] Y. Zang, Y. Gu, and S. Jiang, Detecting quantum anomalies in open systems (2023), [arXiv:2312.11188 \[cond-mat.str-el\]](https://arxiv.org/abs/2312.11188).
- [37] D. Gottesman, *Stabilizer codes and quantum error correction* (California Institute of Technology, 1997).
- [38] C. D. Lorenz and R. M. Ziff, Precise determination of the bond percolation thresholds and finite-size scaling corrections for the sc, fcc, and bcc lattices, *Phys. Rev. E* **57**, 230 (1998).
- [39] J. Wang, Z. Zhou, W. Zhang, T. M. Garoni, and Y. Deng, Bond and site percolation in three dimensions, *Phys. Rev. E* **87**, 052107 (2013).
- [40] X. Xu, J. Wang, J.-P. Lv, and Y. Deng, Simultaneous analysis of three-dimensional percolation models, *Frontiers of Physics* **9**, 113 (2014).
- [41] T. Tomé and M. J. De Oliveira, *Stochastic dynamics and irreversibility* (Springer, 2015).
- [42] R. Peierls, On ising’s model of ferromagnetism, *Mathematical Proceedings of the Cambridge Philosophical Society* **32**, 477–481 (1936).
- [43] R. B. Griffiths, Peierls proof of spontaneous magnetization in a two-dimensional ising ferromagnet, *Phys. Rev.* **136**, A437 (1964).
- [44] L. D. Landau and E. M. Lifshitz, *Statistical Physics: Volume 5*, Vol. 5 (Elsevier, 2013).
- [45] P. Gács, Reliable computation with cellular automata, *Journal of Computer and System Sciences* **32**, 15 (1986).
- [46] L. F. Gray, A reader’s guide to gacs’s “positive rates” paper, *Journal of Statistical Physics* **103**, 1 (2001).
- [47] C. H. Bennett and G. Grinstein, Role of irreversibility in stabilizing complex and nonergodic behavior in locally interacting discrete systems, *Phys. Rev. Lett.* **55**, 657 (1985).
- [48] M. J. de Oliveira, Isotropic majority-vote model on a square lattice, *Journal of Statistical Physics* **66**, 273 (1992).
- [49] J.-H. Zhang, R. Ma, L. Lessa, S. Sang, Z. Bi, M. Cheng, and C. Wang, Strong-to-weak spontaneous symmetry breaking of mixed quantum states (2023), **to appear**.
- [50] S. F. Edwards and P. W. Anderson, Theory of spin glasses, *Journal of Physics F: Metal Physics* **5**, 965 (1975).

Appendix A: Reduction to Classical Majority Vote—the Proof

In the quantum circuit model, there are two types of channels: (1) measure X_i and average over the measurement outcomes, denoted by \mathcal{X}_i ; (2) measure some ZZ bond operators simultaneously around qubit i and perform a Pauli unitary X or I according to the measure outcomes, denoted by \mathcal{F}_i . Schematically, we have:

$$\rho_q(t) = \cdots \mathcal{X}_i \mathcal{F}_j \cdots (\rho(0)). \quad (\text{A1})$$

In the classical majority vote model, writing it using quantum mechanics, there are also two types of channels: (1) reset a (qu)bit i to up or down with half-half probability, denoted by \mathcal{T}_i ; (2) same \mathcal{F}_i as above. Systematically, we have:

$$\rho_c(t) = \cdots \mathcal{T}_i \mathcal{F}_j \cdots (\rho(0)). \quad (\text{A2})$$

We claim that:

$$\rho_q = \rho_c. \quad (\text{A3})$$

To prove it, we introduce a dephasing quantum channel \mathcal{D} that convert a coherent wavefunction into a classical mixture of Z -basis states:

$$\mathcal{D} = \otimes \mathcal{D}_i, \quad (\text{A4})$$

where

$$\mathcal{D}_i(\rho) = \sum_{a=\{\pm 1\}} P_a \rho P_a = \sum_{a=\pm 1} \left(\frac{1+aZ_i}{2} \right) \rho \left(\frac{1+aZ_i}{2} \right). \quad (\text{A5})$$

We will use the following two relations:

$$\mathcal{X}_i \mathcal{D} = \mathcal{D} \mathcal{T}_i, \quad (\text{A6})$$

$$\mathcal{D} \mathcal{F}_i = \mathcal{F}_i \mathcal{D}. \quad (\text{A7})$$

With them in mind, the proof is then straightforward. Since $\mathcal{D}(\rho(0)) = \rho(0)$, we can insert a \mathcal{D} before $\rho(0)$ in Eq.(A1) and keep moving \mathcal{D} to the left end using

Eqs.(A6,A7). We get:

$$\begin{aligned} \rho_q(t) &= \cdots \mathcal{X}_i \mathcal{F}_j \cdots \mathcal{D}(\rho(0)) \\ &= \mathcal{D} \cdots \mathcal{T}_i \mathcal{F}_j \cdots (\rho(0)) \\ &= \mathcal{D} \rho_c(t) \\ &= \rho_c(t). \end{aligned} \quad (\text{A8})$$

The last equation is because $\rho_c(t)$ is already classical (diagonal in Z -basis).

It remains to verify the two relations in (A7). For the first, it is enough to consider a single qubit:

$$\sum_{a,b=\pm 1} \frac{1+aX}{2} \frac{1+bZ}{2} \rho \frac{1+bZ}{2} \frac{1+aX}{2} = \frac{1}{2} I. \quad (\text{A9})$$

The second is because \mathcal{F} only cares about and operates on the Z -basis information. Formally, we write \mathcal{F} in the Kraus form $\mathcal{F}(\rho) = \sum_K K \rho K^\dagger$ with the Kraus operators $K = X \prod \frac{1\pm ZZ}{2}$ or $K = \prod \frac{1\pm ZZ}{2}$, and then notice that

$$\begin{aligned} \mathcal{D} \mathcal{F}(\rho) &= \sum_{a=\{\pm 1\}^n} \sum_K P_a K \rho K^\dagger P_a \\ &= \sum_{a=\{\pm 1\}^n} \sum_K K P_{a'} \rho P_{a'} K^\dagger \\ &= \sum_K \sum_{a'=\{\pm 1\}^n} K P_{a'} \rho P_{a'} K^\dagger \\ &= \mathcal{F} \mathcal{D}(\rho). \end{aligned} \quad (\text{A10})$$

Here a' is determined by the (anti-)commutation relation between P_a and K , but it is enough to know that a' also runs over $\{\pm 1\}^n$.