

Magnon interactions in the quantum paramagnetic phase of CoNb_2O_6

C. A. Gallegos and A. L. Chernyshev

Department of Physics, University of California, Irvine, California 92697, USA

(Dated: February 1, 2024)

In this work, we study effects of magnon interactions in the excitation spectrum of CoNb_2O_6 in the quantum paramagnetic phase in transverse field, where the $1/S$ spin-wave theory exhibits unphysical divergences at the critical field. We propose a self-consistent Hartree-Fock approach that eliminates such unphysical singularities while preserving the integrity of the singular threshold phenomena of magnon decay and spectrum renormalization that are present in both theory and experiment. With the microscopic parameters adopted from previous studies, this method yields a close quantitative agreement with the available experimental data for CoNb_2O_6 in the relevant regime. Insights into the general structure of the spin-anisotropic model of CoNb_2O_6 and related zigzag chain materials are also provided and a discussion of the effects of additional longitudinal field on the spectrum is given.

I. INTRODUCTION

Quantum magnets continue to generate an enormous interest as a platform for realizing unconventional ordered [1–7] and exotic quantum disordered spin-liquid phases [8–11], which occur due to competing interactions between their low-energy spin degrees of freedom. The celebrated anisotropic-exchange Kitaev model, exhibiting a spin-liquid ground state and fractionalized excitations [12–14], has been particularly inspirational. However, the description of real materials consistently requires exchanges beyond the much-desired Kitaev one [15–18], resulting in the models with several bond-dependent terms, which typically favor magnetically ordered, if unconventional, states [19–28].

In the pursuit of the unusual physical outcomes of the bond-dependent exchanges, recent studies have been centered on the materials with strong spin-orbit coupling [29–31] and, specifically, on the transition-metal compounds with Co^{2+} ions in an edge-sharing octahedral environment [32–38]. Cobalt niobate, CoNb_2O_6 , is such an anisotropic-exchange magnet, with spins forming quasi-one-dimensional ferromagnetic zigzag chains. This material is one of the closest realizations of the Ising model, which exhibits a paradigmatic quantum phase transition in transverse field [39]. The field-induced transition is from the ordered phase with the domain-wall-like excitations to the fluctuating paramagnetic phase, in which excitations are magnon-like spin flips; see Fig. 1.

CoNb_2O_6 has generated further excitement by providing experimental evidence of the bound states in its ordered phase, of the emergent E_8 symmetry near the critical field, and of the spectacular realization of the magnon decay effect in its paramagnetic phase [40–42]. More recently, all of these phenomena have received a consistent explanation within the microscopic spin model, which included important bond-dependent off-diagonal exchange interactions allowed by the crystal symmetry [43–45].

Specifically, in the paramagnetic phase of CoNb_2O_6 , these off-diagonal exchanges naturally yield the so-called cubic anharmonic term that couples single-magnon excitations to the two-magnon continuum, leading to magnon

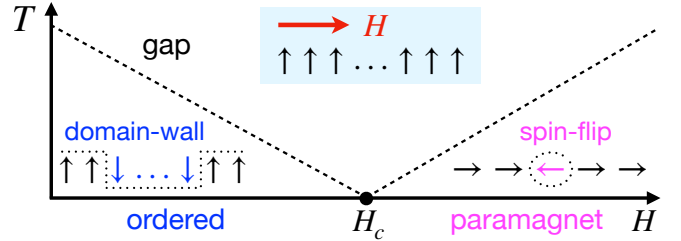


FIG. 1. The schematic H - T phase diagram of the 1D Ising chain in a transverse magnetic field; H_c is the critical field. Dashed lines indicate the spin excitation gap.

decays, the scenario confirmed by the time-dependent density-matrix renormalization group (tDMRG) calculations [43]. The magnon decay effect is well-documented in the isotropic and diagonal-exchange models, in which the noncollinear states are required for the anharmonic term to occur [46, 47]. Conversely, in the presence of the off-diagonal exchanges, the anharmonic term should be generally unavoidable even in the collinear states [27, 48–50], which is the case of the fluctuating, nominally field polarized paramagnetic phase of CoNb_2O_6 for $H > H_c$.

Therefore, it is expected that the analytical insights into magnon interactions and decays can shed further light on the important aspects of the excitation spectrum in the paramagnetic phase of CoNb_2O_6 and other anisotropic-exchange magnets. However, quantum fluctuations shift H_c from its classical value, leaving a wide field range inaccessible to the standard spin-wave theory (SWT). Moreover, the $1/S$ -expansion in anisotropic-exchange models, needed to account for magnon decays, is contaminated by the unphysical divergences at the critical field. Different methods have been proposed to overcome similar problems in other systems, with auxiliary fields allowing for the shifts of the phase boundaries [51, 52] and self-consistent methods regularizing unphysical divergences [50, 53, 54].

In this work, we propose a method that allows us to explore the paramagnetic phase of CoNb_2O_6 in the field range inaccessible to the standard SWT. It naturally regularizes the unphysical $1/S$ -divergences, while preserving the integrity of the physical threshold singu-

larities and affiliated decay phenomena. This method combines a self-consistent Hartree-Fock approach [55, 56] with the perturbative treatment of the cubic anharmonicities. Our results for the dynamical structure factor using microscopic parameters suggested in Ref. [44] agree closely with the inelastic neutron scattering data [42, 43] that were previously reproduced by the tDMRG [43]. Furthermore, we investigate the effects of the additional longitudinal fields in the spectrum of CoNb_2O_6 in the paramagnetic phase and make predictions of magnon band gaps and associated Van Hove singularities. We also provide insights into the general structure of the spin-anisotropic model for this and related materials.

The paper is organized as follows. In Section II, we introduce the spin Hamiltonian for CoNb_2O_6 , relate it to the other anisotropic models, and discuss phenomenological constraints. In Section III, we present the standard $1/S$ spin-wave expansion, demonstrate the unphysical divergences in it, and describe the self-consistent method that regularizes them. In Section IV, we compare our results with the experimental data. In Section V, we present our predictions of the effects of additional longitudinal fields in the spectrum of CoNb_2O_6 . We conclude by summarizing our results in Section VI. Appendixes provide technical details.

II. MODEL

In this Section, we introduce the anisotropic-exchange model that should describe magnetic properties of CoNb_2O_6 and related quasi-1D materials. Following the prior analysis [43, 44], we use the space group of the crystal structure, provide a connection of this model to the broader class of anisotropic-exchange models, and discuss phenomenological constraints on the spin Hamiltonian given in Refs. [43, 44].

A. Crystal structure

The crystal structure of CoNb_2O_6 is orthorhombic, space group $Pbcn$. The combination of the crystal-field and spin-orbit coupling splits the $j = 3/2$ multiplet of the Co^{2+} , leading to an effective spin-1/2 ground state on each magnetic site [57]. The magnetic Co^{2+} ions are arranged in 1D zigzag chains oriented along the crystallographic c axis with the staggered displacement along the b axis; see Fig. 2(a). In the basal ab plane, Co^{2+} spins form a weakly-coupled deformed triangular lattice; see Ref. [41] for details. The schematic representation of the isolated spin-1/2 zigzag chain is shown in Fig. 2(a) together with the crystallographic $\{a, b, c\}$ axes.

At low temperatures, Co^{2+} moments in each chain order ferromagnetically, pointing along the Ising easy-axis, which lies in the ac plane at an angle $\gamma \approx 30^\circ$ to the c axis [57]. Therefore, it is natural to introduce another reference frame, referred to as the laboratory frame $\{x_0, y_0, z_0\}$, obtained by a rotation of the crystallographic

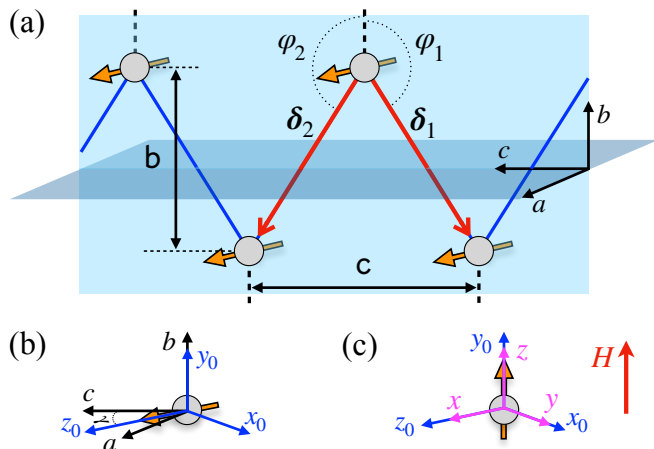


FIG. 2. (a) The schematic representation of a segment of the zigzag spin chain, with the crystallographic $\{a, b, c\}$ axes, bond-dependent angles φ_α , nearest-neighbor vectors δ_α , lattice constant c , width of the chain b , glide ac plane, and bc plane of the zigzag structure. Dashed lines in b direction are the imaginary missing bonds of the hypothetical honeycomb lattice, see text. (b) The laboratory reference frame $\{x_0, y_0, z_0\}$ with z_0 axis along the zero-field Ising direction of spins and angle γ in the ac plane. (c) The “local” reference frame $\{x, y, z\}$ in the paramagnetic phase with z axis along the transverse-field-induced spin orientation for $H > H_c$.

frame about the b axis by the angle γ , so that z_0 is aligned with the Ising direction; see Fig. 2(b).

B. Symmetries and the nearest-neighbor model

Here, we consider the 1D zigzag spin-chain model with interactions only between the nearest-neighbor sites. Given the translational invariance, the most general nearest-neighbor spin Hamiltonian of such a chain is

$$\hat{\mathcal{H}}_1 = \sum_{\langle ij \rangle} \mathbf{S}_i^T \hat{\mathbf{J}}_\alpha \mathbf{S}_j, \quad (1)$$

where $\mathbf{S}_i^T = (S_i^x, S_i^y, S_i^z)$, $\langle ij \rangle$ denotes summation over the nearest-neighbor bonds, $\alpha = 1, 2$ numerates the two distinct bonds of the zigzag structure with the nearest-neighbor vectors $\delta_{1(2)}$ depicted in Fig. 2(a), and $\hat{\mathbf{J}}_{1(2)}$ being their respective 3×3 exchange matrices. At this stage, the two exchange matrices in the model (1) have eighteen independent parameters in total.

The number of independent parameters in the model (1) is reduced by the space group symmetry of the lattice. The effect of these symmetries on the form of the exchange matrices $\hat{\mathbf{J}}_\alpha$ have been thoroughly discussed in Ref. [43]. Here, we provide a complementary derivation.

CoNb_2O_6 has two space-group symmetries, the bond-center inversion of the nearest-neighbor bond and the glide symmetry. The inversion with respect to the bond center transposes individual exchange matrices $\hat{\mathbf{J}}_\alpha$, but must leave them invariant, permitting only symmetric off-diagonal terms. This reduces the number of independent parameters in the model (1) to six per bond.

The glide symmetry consists of the spatial reflection in the ac plane, followed by a translation by half of the unit cell $\mathbf{c}_0 = \mathbf{c}/2$; see Fig. 2(a). The spatial reflection flips the sign of the spin components that are parallel to the ac plane, leaving the b -component intact. The half-translation completes the space-group operation, but swaps $\hat{\mathbf{J}}_1$ and $\hat{\mathbf{J}}_2$, yielding the exchange matrices for the two bonds in the crystallographic $\{a, b, c\}$ reference frame given by

$$\hat{\mathbf{J}}_\alpha = \begin{pmatrix} J_{aa} & (-1)^\alpha J_{ab} & J_{ac} \\ (-1)^\alpha J_{ab} & J_{bb} & (-1)^\alpha J_{bc} \\ J_{ac} & (-1)^\alpha J_{bc} & J_{cc} \end{pmatrix}. \quad (2)$$

Thus, the nearest-neighbor model (1) has only six independent parameters, $\{J_{aa}, J_{bb}, J_{cc}, J_{ab}, J_{ac}, J_{bc}\}$.

An important aspect of the exchange matrices in (2) is the presence of the two off-diagonal staggered terms that alternate between the zigzag bonds. Such a bond-dependence suggests a broad relation of the model for CoNb_2O_6 with the other well-known forms of the anisotropic-exchange models, discussed next.

C. Alternative parametrizations

Given the bond-dependence of the exchange matrices in (2), it is tempting to establish a connection between the zigzag chain model and the much-studied bond-dependent models on the honeycomb and other lattices. To make this parallel more explicit geometrically, one can perceive the 1D zigzag structure as an element of a hypothetical honeycomb lattice, which is missing bonds in one direction [58–60]. For CoNb_2O_6 , one can introduce the imaginary missing bonds in the b direction; see Fig. 2(a). As is noted below, the mutual 2D arrangement of the chains in the bc plane of CoNb_2O_6 *does not* correspond to the honeycomb lattice, but an important symmetry that is needed to make such a construct possible is present. However, there are a few nuances in the discussed connection that are worth highlighting.

First, the angles of the nearest-neighbor vectors δ_α with the imaginary missing bonds shown in Fig. 2(a), $\varphi_{1,2} = \mp 127^\circ$, are close but not equal to those in an ideal honeycomb lattice. Second, unlike in the honeycomb lattice, the physical bonds of the zigzag chain are not the C_2 -symmetry axes, or, alternatively, the zigzag chain has only one of the three glide planes of the honeycomb lattice. While the imaginary bonds *are* the true C_2 -symmetry axes, the π -rotation in them is equivalent to a combination of the glide and bond-center inversion symmetries discussed above, providing no further restrictions on the parameters of the model in Eq. (2).

Curiously, the true 2D arrangement of the chains in the bc plane of CoNb_2O_6 is that of a distorted centered rectangular lattice, see Fig. 3, which has the C_2 -symmetry axis for the imaginary bonds.

With these insights, the model (2) can be straightforwardly cast into the “ice-like” form [3]. Within

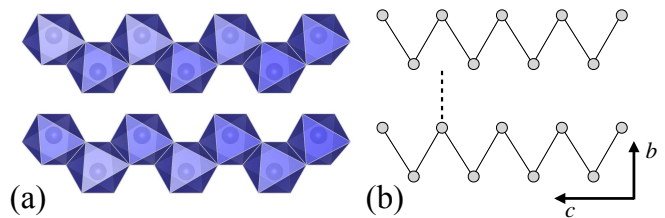


FIG. 3. The crystal structure of CoNb_2O_6 as seen in the bc plane, (a) with and (b) without the oxygen octahedral environment. The Nb ions are not shown.

this parametrization, one remains in the same crystallographic reference frame $\{a, b, c\}$, but the diagonal elements in (2) are rewritten as

$$J_{bb} + J_{cc} = 2J, \quad J_{bb} - J_{cc} = 4J_{\pm\pm} \cos \varphi_\alpha, \quad J_{aa} = \Delta J, \quad (3)$$

where Δ is the XXZ anisotropy parameter, with a being anisotropy axis, and φ_α are the bond angles in Fig. 2(a). The off-diagonal terms can be rewritten as $J_{ac} = J_{z\pm} \cos \varphi_\alpha$ and

$$(-1)^\alpha J_{ab} = -\lambda_z J_{z\pm} \sin \varphi_\alpha, \quad (-1)^\alpha J_{bc} = 2\lambda_\pm J_{\pm\pm} \sin \varphi_\alpha, \quad (4)$$

thus encoding the staggered nature of the bond-dependent terms in that of the bond angles, $\varphi_1 = -\varphi_2$; see Fig. 2(a). This converts the bond-dependent exchange matrix in (2) to

$$\hat{\mathbf{J}}_\alpha = \begin{pmatrix} \Delta J & -\lambda_z J_{z\pm} s_\alpha & J_{z\pm} c_\alpha \\ -\lambda_z J_{z\pm} s_\alpha & J + 2J_{\pm\pm} c_\alpha & 2\lambda_\pm J_{\pm\pm} s_\alpha \\ J_{z\pm} c_\alpha & 2\lambda_\pm J_{\pm\pm} s_\alpha & J - 2J_{\pm\pm} c_\alpha \end{pmatrix}, \quad (5)$$

where the notations $c_\alpha \equiv \cos \varphi_\alpha$ and $s_\alpha \equiv \sin \varphi_\alpha$ are used for brevity. The form (5) provides an alternative parametrization to the exchange matrix, translating the set of six independent variables in (2) to $\{J, \Delta, J_{\pm\pm}, J_{z\pm}, \lambda_\pm, \lambda_z\}$, see Appendix A 1.

This form in (5) is similar to the anisotropic-exchange matrices for the triangular and honeycomb lattices within the same “ice-like” parametrization, up to a cyclic permutation of the axes [26, 50], but it is enriched by the two additional independent terms, which are introduced as the multiplicative factors, λ_\pm and λ_z . The presence of these extra terms is due to the lower symmetry of the zigzag chains discussed above. An obvious utility of the form (5) is that one can straightforwardly characterize the deviation of the zigzag model from the more symmetric honeycomb-lattice case by using the actual parameters proposed for CoNb_2O_6 and examining the differences of λ_\pm and λ_z from unity.

We also note that recently, an attempt to introduce the bond-dependent exchanges of the Kitaev honeycomb-lattice model to describe CoNb_2O_6 was made in the form of the twisted Kitaev-chain Hamiltonian; see Ref. [61]. This Hamiltonian corresponds to an interpolation between the Ising chain and the 1D Kitaev model [62]. However, a limited number of independent exchange terms in this model restricts its ability to describe quantitatively generic anisotropic-exchange zigzag chain materials and, specifically, CoNb_2O_6 [44]. Naturally, a more

complete description should be achievable within this Kitaev-like parametrization, but it would require an extended version of the model with all symmetry-allowed terms present in the exchange matrices, corresponding to a generalized Kitaev-Heisenberg chain [58–60].

Next, we discuss phenomenological constraints on the model (2) for CoNb_2O_6 .

D. Phenomenological constraint

In principle, having taken advantage of all of the lattice symmetries, the full six-parameter nearest-neighbor model (1) with the exchange matrices from (2) and minimal additional further neighbor and three-dimensional terms should be used to provide the best fit of the experimental data in order to determine the actual values of these parameters for a specific material.

However, in the most comprehensive studies of CoNb_2O_6 in Refs. [43, 44], the number of independent terms in the nearest-neighbor exchange matrices (2) has been reduced to four by utilizing a phenomenological constraint *before* the parameter fitting procedure.

1. Ising axis direction

Since the zero-field magnetic order in CoNb_2O_6 has a preferred direction, it is natural to rotate the crystallographic reference frame to align one of the axes (z_0) with the observed Ising axis of the spins. It is done by a rotation of the $\{a, b, c\}$ axes by γ about the b axis; see Fig. 2(b). Then, the exchange matrices (2) are transformed to this laboratory reference frame $\{x_0, y_0, z_0\}$ via $\hat{\mathbf{J}}_\alpha = \hat{\mathbf{R}}_\gamma \hat{\mathbf{J}}_\alpha \hat{\mathbf{R}}_\gamma^T$, where $\hat{\mathbf{R}}_\gamma$ is the rotation matrix and

$$\hat{\mathbf{J}}_\alpha = \begin{pmatrix} J_{x_0x_0} & (-1)^\alpha J_{x_0y_0} & J_{x_0z_0} \\ (-1)^\alpha J_{x_0y_0} & J_{y_0y_0} & (-1)^\alpha J_{y_0z_0} \\ J_{x_0z_0} & (-1)^\alpha J_{y_0z_0} & J_{z_0z_0} \end{pmatrix}, \quad (6)$$

with the relations of the $\{x_0, y_0, z_0\}$ exchanges to the ones in the $\{a, b, c\}$ frame given in Appendix A 1. One can notice that matrices in (6) retain the structure of (2).

Since the Ising direction is minimizing the energy of the zero-field spin configuration, it provides an implicit phenomenological constraint on the matrix elements of $\hat{\mathbf{J}}_\alpha$ in (6), such that the spins in the ground state of the model should stay aligned along the z_0 axis.

The essence of the approach proposed in Refs. [43, 44] is to impose such a constraint explicitly by eliminating *all individual* terms in (6) that generate an unphysical tilt of spins away from the z_0 axis. One of such offending terms is $J_{x_0z_0}$. Since it creates an x_0 -tilt of spins in the x_0z_0 plane already in the classical limit of the model, it is rendered zero in this approach. Curiously, the $J_{y_0z_0}$ -term does not provide a y_0 -tilt because of its staggered nature stemming from the glide symmetry of the lattice.

Less obviously, in the quantum case, the x_0 -tilt is also generated by the combination of the two staggered terms,

$J_{x_0y_0}$ and $J_{y_0z_0}$, as we demonstrate below. The $J_{y_0z_0}$ -term was found crucial for the CoNb_2O_6 phenomenology as the key microscopic source of the domain-wall dispersion observed in the ordered phase [43, 44]. Then, it follows that the only way to eliminate the unphysical x_0 -tilt completely is to vanish $J_{x_0y_0}$ -term, yielding the four-parameter exchange matrix advocated in Refs. [43, 44],

$$\hat{\mathbf{J}}_\alpha = \begin{pmatrix} J_{x_0x_0} & 0 & 0 \\ 0 & J_{y_0y_0} & (-1)^\alpha J_{y_0z_0} \\ 0 & (-1)^\alpha J_{y_0z_0} & J_{z_0z_0} \end{pmatrix}. \quad (7)$$

While we will adopt this form of the exchange matrix in the main part of the present work below, the following note is in order. Although the approach of Refs. [43, 44] is simple, seemingly unambiguous, and potentially generic, it is not without a caveat.

One may suspect that such an approach is overconstraining, because a single phenomenological constraint is used to eliminate *two* symmetry-allowed terms from the exchange matrix. Instead, both offending terms, $J_{x_0z_0}$ and $J_{x_0y_0}$, may be allowed to be non-zero, but exactly compensating each others' spin tilting and leaving the physical Ising direction intact. Of course, the technical implementation of such an indirect constraint as a part of the parameter-fitting procedure is more challenging, so the approach of making $J_{x_0z_0} = J_{x_0y_0} = 0$ can be taken as a mild assumption in the search of a minimal model.

To vindicate the assumption of Refs. [43, 44] in the case of CoNb_2O_6 further, we note that the compensating tilts from $J_{x_0z_0}$ and $J_{x_0y_0}(J_{y_0z_0})$ terms appear in different orders of the quasiclassical theory. $J_{x_0z_0}$ creates a tilt already in the classical limit of the model, while the tilt due to $J_{x_0y_0}$ is a purely quantum effect. Given this hierarchy and using the fact that the off-diagonal exchanges in CoNb_2O_6 are secondary to the main Ising term, below we provide a perturbative consideration of the effects of the "residual" $J_{x_0z_0}$ and $J_{x_0y_0}$ terms.

2. Perturbative consideration

Coming back momentarily to the exchange matrix in the crystallographic reference frame (2), a straightforward minimization of the *classical* energy of the model yields the tilt angle of spins away from the c axis as

$$\tan 2\tilde{\gamma} = \frac{2J_{ac}}{J_{cc} - J_{aa}} = -\frac{2J_{z\pm} \cos \varphi_\alpha}{(\Delta - 1)J + 2J_{\pm\pm} \cos \varphi_\alpha}, \quad (8)$$

given here for both parametrizations of the exchange matrix in (2) and (5). The latter illustrates one of the broader perspectives provided by the form in (5) as the $J_{z\pm}$ term is known to produce such an out-of-the-plane tilt in the previously discussed models [26, 50, 63].

Then, within the classical approximation, one would equate the tilt angle $\tilde{\gamma}$ to its experimentally observed value γ , thus using the preferred direction of the magnetic order in CoNb_2O_6 shown in Fig. 2(b) as a phenomenological constraint that provides a relation between exchanges

given by Eq. (8). As a result, the number of independent terms in the nearest-neighbor exchange matrix would be reduced to five, setting $J_{x_0z_0} \equiv 0$ in (6).

However, quantum fluctuations can renormalize the tilt angle of the ordered magnetic moment, producing deviations from the classical result (8). In other words, if one would calculate the angle between the Ising z_0 and c axes in the quantum case with $\hat{\mathbf{J}}_\alpha$ in (6) and $J_{x_0z_0} = 0$, it would generally deviate from γ .

This quantum renormalization can be accessed perturbatively by considering virtual spin-flip processes that are generated by the staggered terms $J_{x_0y_0}$ and $J_{y_0z_0}$. Using the real-space perturbation theory [64–66] for the $S=1/2$ model in (6) with only the main Ising and staggered terms, we derive the tilt angle in the second order of the theory as given by

$$\delta\gamma \approx -\frac{J_{x_0y_0}J_{y_0z_0}}{J_{z_0z_0}^2}, \quad (9)$$

which is supported by our DMRG calculations [67], with the details for both deferred to Appendix A 2.

We can further assert that the higher-order corrections to the tilt angle also require *both* staggered terms, because they have to cancel their symmetry-related staggered form as in (9). Moreover, the higher-order corrections to (9) need to carry odd powers of each of the staggered terms because they generate different number of spin flips, as can also be verified numerically; see Appendix A 2.

Thus, from the quasiclassical perspective, the choice of $J_{x_0y_0} = 0$ made in Refs. [43, 44] automatically renders *all* quantum corrections to the classical Ising axis angle $\tilde{\gamma}$ equal to zero, leaving it equal to the experimental value γ by construction. For the parametrizations of the exchange matrices in (2) and (5), the choice $J_{x_0y_0} = 0$ provides another relation between the components of the exchange matrices that reads

$$\tan \gamma = \frac{J_{ab}}{J_{bc}} = -\frac{\lambda_z J_{z\pm}}{2\lambda_\pm J_{\pm\pm}}. \quad (10)$$

Altogether, for the nearest-neighbor model written in the laboratory reference frame $\{x_0, y_0, z_0\}$, this results in the four-parameter exchange matrix given in (7).

Lastly, one can use the perturbative consideration for the tilt angle in (9) together with the numerically precise DMRG calculations in order to quantify the potential values of the “residual,” mutually compensating $J_{x_0z_0}$ and $J_{x_0y_0}$ terms in the quantum $S=1/2$ model of CoNb_2O_6 , if these terms are allowed to deviate from zero. A straightforward derivation gives the relation between such terms that would leave the Ising axis direction intact,

$$J_{x_0z_0} = J_{x_0y_0} \left(\frac{J_{y_0z_0}}{J_{z_0z_0}} \right), \quad (11)$$

which explicates the different order of their corresponding effects on the spin orientation in the quasiclassical

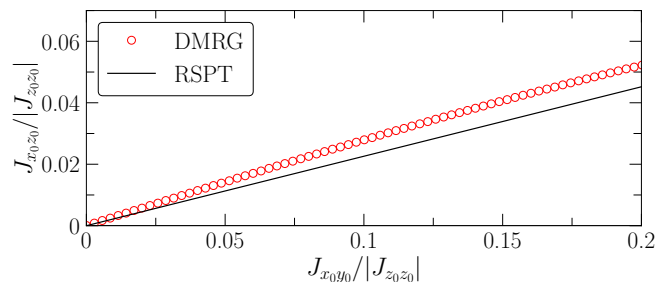


FIG. 4. $J_{x_0z_0}$ vs $J_{x_0y_0}$ for the CoNb_2O_6 parameters in Sec. II E. Line is the real-space perturbation theory (RSPT) result (11) for the simplified model with only the $J_{z_0z_0}$, $J_{x_0y_0}$, and $J_{y_0z_0}$ terms; symbols are DMRG results for the full model, see Appendix A 2 for details.

expansion. We note that this result is obtained for a simplified model as is Eq. (9).

In Fig. 4, we show this dependence for the choice of $J_{y_0z_0}$ and $J_{z_0z_0}$ values that correspond to CoNb_2O_6 ; see Sec. II E below. It is plotted together with the DMRG results for the full model using the best-fit parameters discussed in the next Section. According to Ref. [43], the $J_{x_0y_0}$ term in CoNb_2O_6 should be small as it produces the momentum space periodicity of the domain-wall excitations in the ordered phase that is different from the observed one. As is shown in Fig. 4, this should render the limit on the residual $J_{x_0z_0}$ to nearly zero, thus providing a further partial exoneration to the approach of Refs. [43, 44].

E. Best-fit parameters

An extensive comparison of the experimental data with the numerical modeling carried out in Ref. [44] has resulted in the set of the best-fit parameters for CoNb_2O_6 . Translating them to the notations of our Eq. (7), the nearest-neighbor exchanges are

$$\begin{aligned} J_{x_0x_0} &= -0.57(2) \text{ meV}, & J_{y_0y_0} &= -0.67(2) \text{ meV}, \\ J_{z_0z_0} &= -2.48(2) \text{ meV}, & J_{y_0z_0} &= -0.56(1) \text{ meV}. \end{aligned} \quad (12)$$

We note that in Refs. [43, 44] a different parametrization has been used for the two diagonal exchanges: $J_{x_0x_0} = J_{z_0z_0}(\lambda_s + \lambda_a)$ and $J_{y_0y_0} = J_{z_0z_0}(\lambda_s - \lambda_a)$.

For completeness, we also translate these numerical values to that of the exchange parameters in the original crystallographic $\{a, b, c\}$ frame in Eq. (2) and to the “ice-like” parametrization of Eq. (5); see Appendix A 1. For the “ice-like” form (5), the best-fit parameters $\{J, \Delta, J_{\pm\pm}, J_{z\pm}, \lambda_\pm, \lambda_z\}$ are given by

$$\begin{aligned} J &= -1.34(1) \text{ meV}, & \Delta &= 0.78(1), & J_{\pm\pm} &= -0.55(1) \text{ meV}, \\ J_{z\pm} &= 1.37(2) \text{ meV}, & \lambda_z &= 0.26(1), & \lambda_\pm &= 0.55(1), \end{aligned} \quad (13)$$

where the last two parameters, λ_z and λ_\pm , quantify the substantial degree to which the zigzag chain differs from the hypothetical honeycomb lattice, where $\lambda_z = \lambda_\pm = 1$. Clearly, the diagonal XXZ exchanges are ferromagnetic,

and the values of $J_{\pm\pm}$ and $J_{z\pm}$ underscore the pronounced anisotropic nature of CoNb_2O_6 . Interestingly, the value of $\Delta < 1$ implies that in this parametrization, CoNb_2O_6 can be regarded as an easy-plane anisotropic-exchange magnet, thus establishing a connection to the other members of the cobaltate family [36, 37, 68]. Moreover, the dominant $J_{z\pm}$ and smaller $J_{\pm\pm}$ anisotropies are reminiscent of the other transition-metal anisotropic-exchange materials, such as $\alpha\text{-RuCl}_3$ [27].

As is stated in Ref. [44], the nearest-neighbor model (1) with the exchange matrix in (7), needs to be supplemented by the next-nearest-neighbor XXZ term

$$\hat{\mathcal{H}}_2 = \sum_i \left\{ J_2 (S_i^{x_0} S_{i+2}^{x_0} + S_i^{y_0} S_{i+2}^{y_0}) + J_{2z_0} S_i^{z_0} S_{i+2}^{z_0} \right\}, \quad (14)$$

providing a consistent quantitative agreement with the experimental data for the excitation spectrum of CoNb_2O_6 in different regions of its phase diagram and for the fields applied in the transverse and longitudinal directions. The best parameter choice for the next-nearest-neighbor part of the Hamiltonian (14) is

$$\begin{aligned} J_2 &= 0.077(3) \text{ meV}, \quad J_{2z_0} = 0.19(1) \text{ meV}, \\ g_{x_0} &= 3.29(6), \quad g_{y_0} = 3.32(2), \quad g_{z_0} = 6.90(5), \end{aligned} \quad (15)$$

where we have also listed the principal moments of the g-tensor. Below, we will use the best-fit parameter values in (12) and (15) to compare our results with the neutron scattering data in the paramagnetic phase of CoNb_2O_6 [42, 43]. We will also follow prior works [44] in a simplifying assumption that the g-tensor is diagonal in the laboratory frame.

We also point out that one may need to include small interchain couplings if considering the full 3D spectrum, or use an effective longitudinal field to account for their confining effect in the ordered phase [41, 43–45]. However, in this work, we focus on the spectrum in the field-induced paramagnetic phase of CoNb_2O_6 , in which spins are aligned in the transverse ($b = y_0$) direction, making the effect of the interchain couplings negligible.

III. SELF-CONSISTENT SPIN-WAVE THEORY

In this Section, we briefly outline the steps of the $1/S$ spin-wave expansion as applied to the paramagnetic phase of CoNb_2O_6 , demonstrate the problem of the unphysical divergences in it, and describe the self-consistent Hartree-Fock method that regularizes them.

A. Critical field and Hamiltonian in local axes

The paramagnetic phase in CoNb_2O_6 is induced by a transverse magnetic field. To model it, the six-parameter spin Hamiltonian $\hat{\mathcal{H}}_1 + \hat{\mathcal{H}}_2$ from Eqs. (1), (7), and (14) has to be augmented by the transverse-field term

$$\hat{\mathcal{H}}_{\perp} = g_{y_0} \mu_B B \sum_i S_i^{y_0}, \quad (16)$$

with the field B along the high-symmetry $y_0(b)$ axis. Using the classical energy consideration detailed in Appendix B with exchanges and relevant g-tensor component from Eqs. (12) and (15) gives the classical critical field for the transition to the paramagnetic phase

$$H_c = 2S(J_{y_0y_0} - J_{z_0z_0} + J_2 - J_{2z_0}), \quad B_c \approx 8.8(1) \text{ T}, \quad (17)$$

where the field in the energy units, $H = g_{y_0} \mu_B B$, is introduced. For the sake of the future discussion, we note that this critical field is considerably larger than the one found by the DMRG in the 1D model, $B_c^{1D} \approx 4.5 \text{ T}$, see Section IV, suggesting strong renormalization due to quantum effects.

For the spin-wave expansion in the paramagnetic phase, we perform a rotation from the laboratory $\{x_0, y_0, z_0\}$ to the local reference frame $\{x, y, z\}$, depicted in Fig. 2(c), aligning the local quantization axis z with the direction of the field. This leads to the cyclic permutation of the spin components

$$(S_i^{x_0}, S_i^{y_0}, S_i^{z_0})_{\text{lab}} = (S_i^y, S_i^z, S_i^x)_{\text{loc}}. \quad (18)$$

After the transformation (18), it is convenient to divide the Hamiltonian into two parts, referred to as the even and the odd, in order to separate even and odd powers of the bosonic operators in the subsequent spin bosonization. Using the Hamiltonian in Eqs. (1), (7), (14), and (16), the even term reads

$$\begin{aligned} \hat{\mathcal{H}}_{\text{even}} = \sum_i \left\{ J_{z_0z_0} S_i^x S_{i+1}^x + J_{x_0x_0} S_i^y S_{i+1}^y + J_{y_0y_0} S_i^z S_{i+1}^z \right. \\ \left. + J_{2z_0} S_i^x S_{i+2}^x + J_2 (S_i^y S_{i+2}^y + S_i^z S_{i+2}^z) - H S_i^z \right\}, \end{aligned} \quad (19)$$

while the odd part is given by

$$\hat{\mathcal{H}}_{\text{odd}} = J_{y_0z_0} \sum_i e^{i\mathbf{Q}\mathbf{r}_i} (S_i^x S_{i+1}^z + S_i^z S_{i+1}^x). \quad (20)$$

In the latter, the factor $e^{i\mathbf{Q}\mathbf{r}_i} = (-1)^i$ replicates the staggered structure of the $J_{y_0z_0}$ -term, where $\mathbf{Q} = 2\pi\hat{c}/c$ is the reciprocal lattice vector of the zigzag chain, c is its lattice constant, and \hat{c} is the unit vector along the c axis in Fig. 2(a). As is discussed below, the relevant unit cell is smaller, with the lattice constant $c_0 = c/2$ and the reciprocal lattice vector $\mathbf{G} = 2\mathbf{Q}$.

Clearly, in the absence of the odd part (20), there would be no memory of the zigzag structure left in the spin model, as the even part (19) describes a “simple” Ising-like chain with the transverse field term and second-neighbor exchanges, but no bond-dependent terms. Since (19) yields the linear spin-wave theory, one can anticipate that it will have only a single bosonic branch, with no zone-folding in the reciprocal space from the zigzag structure of CoNb_2O_6 .

On the other hand, the odd part of the model (20) arises precisely from such bond-dependent terms. However, in the paramagnetic phase, it contributes only to the nonlinear, anharmonic coupling of the spin flips,

bringing about an important \mathbf{Q} -shift of the two-magnon continuum that couples to the single-magnon branch. This feature of the spin model of the zigzag chains in CoNb_2O_6 has been recognized and thoroughly discussed in Ref. [43] as crucial for explaining puzzling kinematics of the observed magnon decays.

We also note that a similar structure of the theory was recently discussed in Ref. [50] in the context of the easy-plane honeycomb-lattice model with bond-dependent exchanges, underscoring the connection of the present consideration to a broader class of models and materials with spin-orbit-generated anisotropic exchanges.

B. Linear spin-wave theory

The harmonic, or linear spin-wave theory (LSWT) order of the $1/S$ -expansion about the classical ground state is obtained via the standard Holstein-Primakoff (HP) bosonization of spin operators in the local reference frame: $S_i^z = S - n_i$ and, to the lowest order, $S_i^+ \approx \sqrt{2S}a_i$.

In the field-polarized paramagnetic phase of CoNb_2O_6 considered here, it is only the even part of the Hamiltonian (19) that contributes to LSWT. As is discussed above, this part of the Hamiltonian is invariant to the translations by $\mathbf{c}_0 = \mathbf{c}/2$, that is, half of the primitive lattice vector of the zigzag chain. In other words, spin states on all sites of the chain are equivalent and only one bosonic species needs to be introduced. Using the HP bosonization in (19) and the standard Fourier transformation

$$a_i = \frac{1}{\sqrt{N}} \sum_{\mathbf{k}} e^{i\mathbf{k}r_i} a_{\mathbf{k}}, \quad (21)$$

where N is the number of lattice sites in the chain, we obtain the LSWT Hamiltonian

$$\hat{\mathcal{H}}^{(2)} = \sum_{\mathbf{k}} \left\{ A_{\mathbf{k}} a_{\mathbf{k}}^\dagger a_{\mathbf{k}} - \frac{B_{\mathbf{k}}}{2} \left(a_{\mathbf{k}}^\dagger a_{-\mathbf{k}}^\dagger + \text{H.c.} \right) \right\}, \quad (22)$$

where $A_{\mathbf{k}}$ and $B_{\mathbf{k}}$ are

$$A_{\mathbf{k}} = H - 2S(J_{y_0y_0} + J_2) + SJ_{\mathbf{k}+}, \quad B_{\mathbf{k}} = SJ_{\mathbf{k}-}, \quad (23)$$

with

$$J_{\mathbf{k}\pm} = (J_{x_0x_0} \pm J_{z_0z_0}) \gamma_{\mathbf{k}}^{(1)} + (J_2 \pm J_{2z_0}) \gamma_{\mathbf{k}}^{(2)}, \quad (24)$$

and the nearest- and next-nearest-neighbor hopping amplitudes $\gamma_{\mathbf{k}}^{(n)} = \cos(nk_c c_0)$, where $n = 1(2)$, $k_c = \mathbf{k}\hat{\mathbf{c}}$ is a projection of the momentum \mathbf{k} on the chain direction, and $\mathbf{c}_0 = \mathbf{c}/2$, with \mathbf{c} being the lattice constant of the zigzag chain, as before; see Fig. 2(a) and Appendix B for more details and Ref. [41] for similar expressions.

The LSWT Hamiltonian (22) is diagonalized by a textbook Bogolyubov transformation, $a_{\mathbf{k}} = u_{\mathbf{k}} b_{\mathbf{k}} + v_{\mathbf{k}} b_{-\mathbf{k}}^\dagger$, with $u_{\mathbf{k}}^2 + v_{\mathbf{k}}^2 = A_{\mathbf{k}}/\varepsilon_{\mathbf{k}}$, $2u_{\mathbf{k}}v_{\mathbf{k}} = B_{\mathbf{k}}/\varepsilon_{\mathbf{k}}$, and magnon energy

$$\varepsilon_{\mathbf{k}} = \sqrt{A_{\mathbf{k}}^2 - B_{\mathbf{k}}^2}. \quad (25)$$

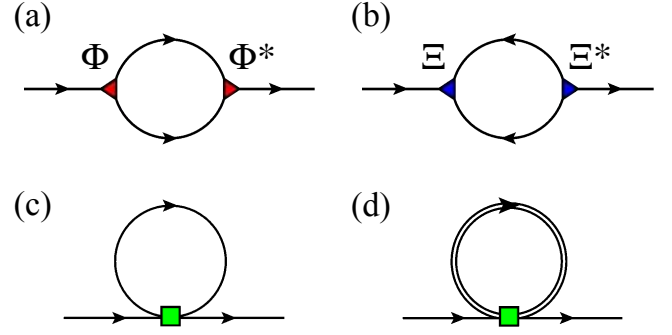


FIG. 5. (a) Decay, (b) source, (c) Hartree-Fock, and (d) self-consistent Hartree-Fock self-energies.

The excitation gap of the LSWT spectrum (25) at the Γ point ($\mathbf{k}=0$) is given by

$$\Delta_0 = \sqrt{(H - H_c)(H + 2S(J_{x_0x_0} - J_{y_0y_0}))}, \quad (26)$$

vanishing at the critical field H_c in (17), as expected. Given the low spin-symmetry of the model, the spectrum in (25) has a relativistic form near Γ , with $\varepsilon_{\mathbf{k}} \propto |\mathbf{k}|$ at $H = H_c$, the behavior that will be important for the unphysical divergences discussed below.

C. Non-linear spin-wave theory and divergences

The $1/S$ -expansion of the Hamiltonian in (19) and (20) beyond the LSWT yields two anharmonic terms, cubic and quartic, describing three- and four-magnon interaction, respectively. The cubic anharmonicity comes from the odd part of the model (20) and carries an important umklapp-like \mathbf{Q} -shift of the momentum in the one-to-two-magnon coupling, similar to the other models with the staggered structure of the cubic terms studied in the past; see Refs. [50, 69, 70]. The quartic term is from the even part of the model (19), in which higher $1/S$ -terms of the HP bosonization of spins are kept.

Diagrammatically, these interactions result in a loop expansion, with the lowest-order diagrams shown in Figs. 5(a)-(c). In a strict $1/S$ sense, their contributions to the magnon excitation spectrum are of the same order. Three more diagrams with the same number of loops, corresponding to the anomalous self-energies, are not shown as they yield corrections of the higher $1/S$ -order [71].

Deferring some essential but technical details concerning three-magnon vertex symmetrization to Appendix B, the two self-energies in Figs. 5(a) and 5(b) are the decay and the source ones, respectively,

$$\Sigma^{(3)}(\mathbf{k}, \omega) = \Sigma^{(d)}(\mathbf{k}, \omega) + \Sigma^{(s)}(\mathbf{k}, \omega). \quad (27)$$

While both come from the same cubic anharmonicities, it is the decay diagram that is relevant to the description of some of the most dramatic modifications that may occur in the magnon excitation spectra, such as the anomalous broadening due to quasiparticle breakdown [27, 46, 49], strong renormalization due to avoided decays [72, 73],

and threshold singularities [46, 74]. These effects occur when the single-particle and two-particle spectra overlap, with the lower dimensions of the spin system [75], symmetry of the spin model [49], and favorable kinematics [46, 48, 76] all playing a significant role in the resultant magnitude of these effects.

All these phenomena manifest themselves quite spectacularly in the CoNb_2O_6 excitation spectrum in the transverse-field-induced polarized phase [42, 43], owing to the 1D nature of the zigzag chains, low spin-symmetry leading to a direct one-to-two-magnon coupling (20), and a favorable overlap with the \mathbf{Q} -shifted two-magnon continuum, also allowing for the field-variation of it, the features thoroughly discussed in Ref. [43].

Therefore, analytical insights by the $1/S$ nonlinear SWT (NLSWT) into the magnon interactions can be expected to shed further light on the important aspects of the decays, level repulsion, and singularities in the excitation spectra of CoNb_2O_6 , related zigzag chain materials, and other anisotropic-exchange magnets. However, this expectation is undermined by the unphysical divergences in NLSWT at the critical field, characteristic to anisotropic models [50, 53].

The problem can be seen in the strict $1/S$ -expansion for the magnon spectrum, in which corrections to the LSWT energy (25) are given by the on-shell ($\omega = \varepsilon_{\mathbf{k}}$) self-energies from Figs. 5(a)-(c)

$$\begin{aligned} \tilde{\varepsilon}_{\mathbf{k}} &= \varepsilon_{\mathbf{k}} + \delta\varepsilon_{\mathbf{k}}^{(3)} + \delta\varepsilon_{\mathbf{k}}^{(4)}, & \Gamma_{\mathbf{k}} &= -\text{Im}[\Sigma^{(3)}(\mathbf{k}, \varepsilon_{\mathbf{k}})], \\ \delta\varepsilon_{\mathbf{k}}^{(3)} &= \text{Re}[\Sigma^{(3)}(\mathbf{k}, \varepsilon_{\mathbf{k}})], & \delta\varepsilon_{\mathbf{k}}^{(4)} &= \Sigma^{HF}(\mathbf{k}), \end{aligned} \quad (28)$$

where $\tilde{\varepsilon}_{\mathbf{k}}$ is the renormalized spectrum, $\Gamma_{\mathbf{k}}$ is the decay-induced broadening, $\Sigma^{(3)}(\mathbf{k}, \omega)$ from (27) is discussed above, and the ω -independent Hartree-Fock self-energy $\Sigma^{HF}(\mathbf{k})$ is shown Fig. 5(c), see Appendix B 3.

Our Figure 6 shows the NLSWT result of such a $1/S$ -renormalization of the magnon spectrum (28), calculated using the best-fit model for CoNb_2O_6 from (12) and (15) and for the field just above the classical value of the critical one in (17), $H = 1.01H_c$, all for $S = 1/2$. An artificial broadening of 10^{-3} meV was used in calculating $\Sigma^{(3)}(\mathbf{k}, \varepsilon_{\mathbf{k}})$ (27). Also shown are the LSWT single-magnon branch (25) together with the \mathbf{Q} -shifted two-magnon LSWT continuum, black dashed line and the shaded area, respectively.

As is expected, significant singular modifications of the spectrum close to the decay threshold boundaries, which correspond to the crossing of the single-magnon branch with the edges of the two-magnon continuum, are present in the NLSWT spectrum in Fig. 6. The decay-induced scattering rate $\Gamma_{\mathbf{k}}$, divergent at the same thresholds \mathbf{k}^* and $\mathbf{G} - \mathbf{k}^*$, with $\mathbf{G} = 2\mathbf{Q}$, is also shown. This is in accord with the similarly stark modifications of the magnon spectra in a variety of other models [70, 71]. Not only do they demonstrate the anomalous broadening and strong repulsion of the single-magnon spectrum from the two-magnon continuum within the limited capacity of the naïve perturbation theory, but they also signify a break-

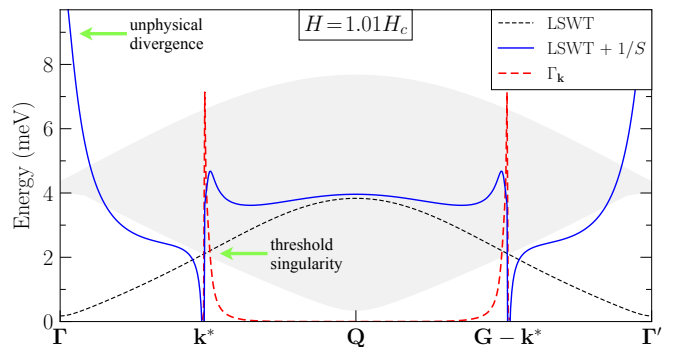


FIG. 6. Magnon spectrum in the LSWT (25) and NLSWT (28) $1/S$ -approximations, two magnon continuum (shaded area), and $1/S$ decay rate $\Gamma_{\mathbf{k}}$ for $H = 1.01H_c$, best-fit parameters for CoNb_2O_6 , and $S = 1/2$. Arrows indicate the unphysical divergences and physical threshold singularities, see the text.

down of the $1/S$ -expansion in the vicinity of the decay thresholds and call for a more consistent treatment of these effects, going beyond the $1/S$ -approximation to regularize the associated divergences [46, 48, 49, 71]. We offer further analysis of these *physical* threshold singularities in Sec. IV.

However, this discussion of the physical aspects of the interacting magnon spectrum is completely undermined, as the results in Fig. 6 are dominated instead by the nearly divergent behavior of the spectrum near the Γ point, which is far away from the decay thresholds. Therefore, it should not be affected by the anharmonicities and should correspond to a minimum of the magnon mode in the ferromagnetically-dominated model.

This behavior is due to the $1/S$ -expansion, which can also be seen as an expansion in $1/\varepsilon_{\mathbf{k}}$. Because of the closing of the excitation gap in (26), the $1/S$ -corrections to the magnon energy in (28) diverge as $1/|\mathbf{k}|$ at $H \rightarrow H_c$.

While clearly unphysical, this failure of the NLSWT in the proximity of the field-induced transition with vanishing excitation gap is not unexpected, as it is characteristic of the models with the lower spin symmetry, such as anisotropic-exchange ones [50, 53].

In order to analyze the technical anatomy of this failure, it is instructive to consider the Hartree-Fock self-energy in Fig. 5(c). To derive it from the quartic terms in (19), one decouples the four-boson combinations from the $1/S$ -expansion down to the two-boson ones using the real-space HF averages $\{\langle a_i^\dagger a_i \rangle, \langle a_i^\dagger a_j \rangle, \langle a_i^\dagger a_j^\dagger \rangle, \dots\}$, which can be straightforwardly evaluated from the Bogolyubov parameters of the LSWT; see Appendix B for the explicit expressions and technical steps [70, 71].

As a result, the quartic terms are reduced to the LSWT form of Eq. (22), only with the $1/S$ -corrections $\delta A_{\mathbf{k}}$ and $\delta B_{\mathbf{k}}$ instead of the $A_{\mathbf{k}}$ and $B_{\mathbf{k}}$ terms in (23). Then, the $1/S$ -expansion yields

$$\delta\varepsilon_{\mathbf{k}}^{(4)} = \Sigma^{HF}(\mathbf{k}) = \frac{A_{\mathbf{k}}\delta A_{\mathbf{k}} - B_{\mathbf{k}}\delta B_{\mathbf{k}}}{\varepsilon_{\mathbf{k}}}, \quad (29)$$

which is explicitly divergent in $1/\varepsilon_{\mathbf{k}}$ at H_c due to the

gapless mode at the Γ point. One should note that in the highly-symmetric spin-isotropic models such an expansion is benign, because $\delta A_{\mathbf{k}}$ and $\delta B_{\mathbf{k}}$ follow the same \mathbf{k} -dependence as the LSWT $A_{\mathbf{k}}$ and $B_{\mathbf{k}}$ terms, canceling the divergence for the vanishing $\varepsilon_{\mathbf{k}}$ [56, 77, 78].

It is important to observe that the strong divergence in Eq. (29) originates from the strict use of the $1/S$ -approximation that can be straightforwardly avoided by replacing $A_{\mathbf{k}} \rightarrow A_{\mathbf{k}} + \delta A_{\mathbf{k}}$ and $B_{\mathbf{k}} \rightarrow B_{\mathbf{k}} + \delta B_{\mathbf{k}}$ in the renormalized spectrum, an approach used in a variety of models [50, 79]. In our case, the solution is more subtle, first because of the cubic terms, but also because of the 1D character of the problem, which leads to the logarithmically divergent real-space HF averages for the gapless spectrum. Nevertheless, such an approach hints at the self-consistent regularization scheme, which does not only remove the singularity at $H \rightarrow H_c$, but also allows us to access the field range that is inaccessible to the standard spin-wave theory. This method is discussed next.

D. Self-consistent Hartree-Fock method

For the CoNb_2O_6 model discussed in this work, there is a clear hierarchy of the exchange terms, with the dominant Ising exchange $J_{z_0z_0}$; see Eq. (12). Moreover, since the staggered $J_{y_0z_0}$ term enters only via the higher-order anharmonic coupling, one can expect that its contribution to the magnon spectrum away from the threshold singularities is perturbatively small, $\Sigma^{(3)}(\mathbf{k}, \omega) \sim \mathcal{O}(J_{y_0z_0}^2/J_{z_0z_0})$, while the role of the problematic correction from the quartic terms is $\Sigma^{HF}(\mathbf{k}) \sim \mathcal{O}(J_{z_0z_0})$. This suggests the following two-step regularization procedure.

At the first stage, we neglect the contribution of the cubic terms and perform a self-consistent calculation of the renormalized eigenvalues $\bar{\varepsilon}_{\mathbf{k}}$ and eigenstates $\bar{u}_{\mathbf{k}}$ and $\bar{v}_{\mathbf{k}}$ of the SWT using an iterative procedure with the quartic-term contribution, referred to as the self-consistent Hartree-Fock (SCHF) method. It goes beyond the standard SWT by combining different orders in $1/S$ [54–56], as is depicted in Fig. 5(d), which emphasizes the self-consistency in the inner line of the HF self-energy. The self-consistency loop is depicted below

$$\begin{array}{ccc} \{\text{HFs}\} & \implies & \{\delta\bar{A}_{\mathbf{k}}, \delta\bar{B}_{\mathbf{k}}\} \\ \uparrow & & \downarrow \\ \{\bar{\varepsilon}_{\mathbf{k}}, \bar{u}_{\mathbf{k}}, \bar{v}_{\mathbf{k}}\} & \longleftarrow & \{\bar{A}_{\mathbf{k}}, \bar{B}_{\mathbf{k}}\} \end{array} \quad (30)$$

The set of the real-space HF averages, denoted as $\{\text{HFs}\}$, is used to obtain the quartic-term contributions to the harmonic theory, $\delta\bar{A}_{\mathbf{k}}$ and $\delta\bar{B}_{\mathbf{k}}$, as is described in Appendix B 3. They result in the modified, but an LSWT-like eigenvalue problem of the same form as in Eq. (22) with $\bar{A}_{\mathbf{k}} = A_{\mathbf{k}} + \delta\bar{A}_{\mathbf{k}}$ and $\bar{B}_{\mathbf{k}} = B_{\mathbf{k}} + \delta\bar{B}_{\mathbf{k}}$, which, in turn, leads to the new set of the energies $\bar{\varepsilon}_{\mathbf{k}}$ and Bogolyubov parameters $\bar{u}_{\mathbf{k}}$ and $\bar{v}_{\mathbf{k}}$, with the latter used as an input for the HF averages. The cycle is continued until numerical convergence in the HF averages is reached.

With the additional important technical details and step-by-step implementation described in Appendix B 4,

the following point should be made. Since the described approach regularizes the energy gap in the magnon spectrum, the gap remains finite at the nominal LSWT critical field H_c . Because of that, the SCHF method also allows us to extend our study to the field values below H_c , the feat which is unattainable by the standard $1/S$ SWT approaches. For that, we perform the SCHF calculations at a field $H > H_c$, and then use the outcome for the converged HF averages at a higher field as an input for the next SCHF calculation for a continuously decreasing field. The stability and consistency of this procedure is verified by varying the initial field, the step in the field decrease, and other iterative parameters; see Appendix B 4.

Finally, the magnon energy spectrum is obtained by reinstating the cubic terms (27). Importantly, all Bogolyubov coefficients that enter decay and source vertices as well as the magnon energies in the loops of the diagrams in Figs. 5(a) and 5(b) (see Appendix B 3) are replaced with their regularized values obtained within the SCHF method described above. Then, the regularized on-shell ($\omega = \bar{\varepsilon}_{\mathbf{k}}$) magnon energy is given by

$$\begin{aligned} \tilde{\varepsilon}_{\mathbf{k}} &= \bar{\varepsilon}_{\mathbf{k}} + \delta\bar{\varepsilon}_{\mathbf{k}}^{(3)}, \\ \delta\bar{\varepsilon}_{\mathbf{k}}^{(3)} &= \text{Re}[\Sigma^{(3)}(\mathbf{k}, \bar{\varepsilon}_{\mathbf{k}})], \quad \bar{\Gamma}_{\mathbf{k}} = -\text{Im}[\Sigma^{(3)}(\mathbf{k}, \bar{\varepsilon}_{\mathbf{k}})]. \end{aligned} \quad (31)$$

The success of the described regularization procedure in removing the unphysical singularity at the critical field and in describing the physical spectrum of CoNb_2O_6 is demonstrated in the next Section. We also note that in the results for the dynamical structure factor discussed below, the full ω -dependence of the cubic self-energies in (27) is used. In the following, we refer to the method outlined here as the SCHF+ $\Sigma^{(3)}$.

IV. RESULTS

In this Section we present the outcome of the self-consistent method advocated above, demonstrating its power in regularizing the unphysical divergences and ability to extend the theory beyond the restrictive classical boundaries. We also compare our results for the dynamical structure factor in the field-induced paramagnetic phase with the inelastic neutron scattering data of Refs. [42, 43].

A. Regularization of the unphysical divergences

The success of our method (31) in regularizing the unphysical divergences discussed in Sec. III C is demonstrated in Fig. 7, where the magnon energy spectrum by the SCHF+ $\Sigma^{(3)}$ for $H = 1.01H_c$ and the best-fit model of CoNb_2O_6 is shown together with the LSWT (25) and NLSWT (28) results from Fig. 6. In the regularized spectrum in Fig. 7, the offending divergent behavior of the

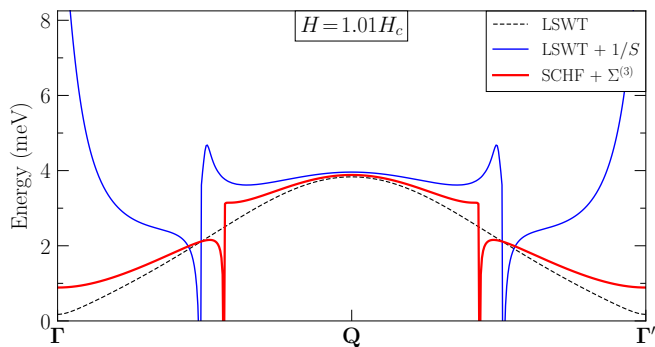


FIG. 7. Same as in Fig. 6. LSWT (25), NLSWT (28), and SCHF+ $\Sigma^{(3)}$ (31) magnon spectra for $H = 1.01H_c$.

NLSWT near the Γ point is gone, and one is able to focus on the physical effects of magnon interaction in the decay-related phenomena.

The second achievement is the following. The 1D critical field calculated by DMRG for the CoNb_2O_6 model, $B_c^{1D} \approx 4.52(1)$ T, is close to the experimentally estimated one, $B_{c,\text{exp}}^{1D} \approx 5$ T [40], both much smaller than the classical critical field, $B_c^{\text{cl}} \approx 8.8$ T, obtained for the best-fit parameters in Eq. (17). For $B < B_c^{\text{cl}}$, the paramagnetic phase is not a minimum of the classical energy and cannot be studied by means of the $1/S$ -expansion, because the LSWT Hamiltonian (22) is not positive-definite, with its spectrum (25) becoming imaginary in some regions of \mathbf{k} .

Our Fig. 8 shows the magnon excitation gap Δ_0 at the Γ point as a function of the field for the best-fit model of CoNb_2O_6 obtained by different methods. The vanishing of this gap corresponds to a phase transition from the paramagnetic to the ordered phase at $T = 0$. The red horizontal line on top of the figure and the gray shaded area emphasize the difference between the classical and experimental results for it. According to the LSWT, the gap vanishes at the classical critical field (17), and it diverges in the NLSWT $1/S$ -approximation. The SCHF+ $\Sigma^{(3)}$ method regularizes this divergence at B_c^{cl} and allows us to extend the study of the magnon spectrum into the field region below the classical boundary to the paramagnetic phase. These results also shows an excellent agreement with the experimental data for the gap at 7, 8, and 9 T [80], highlighting the quantitative accuracy of our approach.

Last but not the least, Fig. 8 shows the results of the DMRG simulations for the gap in the same model, which agree closely with both experimental data and results of the self-consistent theory, except for the close proximity of the critical field. With the details of the DMRG calculations deferred to Appendix C, it should be noted that the DMRG critical field for the single-chain 1D model is $B_c^{1D} = 4.52(1)$ T, also below the experimental value. This is because the 3D interchain terms play important role near the transition; see Refs. [44, 45].

Deviation of the SCHF+ $\Sigma^{(3)}$ from the DMRG results is of a different, but related nature. While remarkably

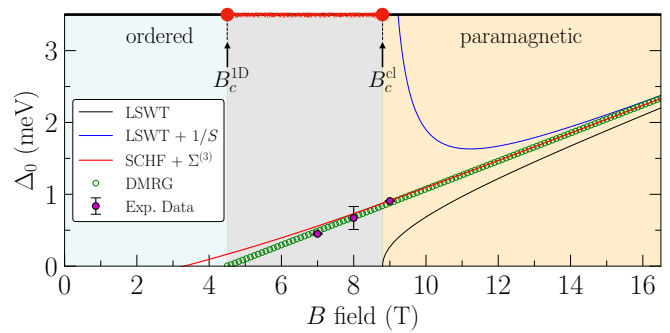


FIG. 8. Magnon gap Δ_0 vs B by LSWT (25), NLSWT (28), SCHF+ $\Sigma^{(3)}$ (31), and DMRG for the best-fit model of CoNb_2O_6 , compared to experimental gaps (solid points) [80]. The DMRG and classical critical fields, B_c^{1D} and B_c^{cl} , and the region inaccessible by standard SWT (gray shaded area) are highlighted, see text.

successful otherwise, the self-consistent method is not entirely consistent for the gap approaching zero. The SCHF method naturally prevents the gap from closing, because the HF averages would diverge logarithmically for the gapless spectrum due to the 1D character of the model. The finite critical field in the SCHF+ $\Sigma^{(3)}$ method is due to the non-self-consistent perturbative treatment of the cubic term $\Sigma^{(3)}$, and the value of the critical field it yields at approximately 3.4 T is not physically meaningful.

Notwithstanding these minor limitations and concerns, one should not lose the sight offered by Fig. 8, which demonstrates the ability of our approach to provide quantitatively meaningful description of the magnetic excitations for a wide field range in the paramagnetic phase of CoNb_2O_6 . This is despite strong quantum fluctuations, anisotropic exchanges, and low dimensionality of the problem, the factors that make the standard SWT fail. Not only does the SCHF+ $\Sigma^{(3)}$ method regularize the unphysical divergences, but it also preserves the physical features of the threshold singularities, which are discussed next.

B. Decay threshold singularities

While the main results and comparison with the experimental data for the dynamical structure factor will be discussed in the next section, we would like to briefly recall the origin and the nature of the decay-related phenomena in the magnon spectra; see also Refs. [46, 69, 71].

In Fig. 9 we show the magnon spectrum $\bar{\epsilon}_{\mathbf{k}}$ obtained by SCHF method discussed in Sec. III D, together with $\tilde{\epsilon}_{\mathbf{k}}$ from Eq. (31) that includes contribution of the on-shell cubic self-energy $\Sigma^{(3)}(\mathbf{k}, \bar{\epsilon}_{\mathbf{k}})$, for the best-fit model of CoNb_2O_6 and $H = 0.8H_c$ ($B \approx 7$ T), well below the classical critical field H_c . The two-magnon density of states (DoS), $D^{(2)}(\mathbf{k}, \omega) = \frac{1}{N} \sum_{\mathbf{q}} \delta(\omega - \bar{\epsilon}_{\mathbf{q}} - \bar{\epsilon}_{\mathbf{k}-\mathbf{q}+\mathbf{Q}})$, for the SCHF energies $\bar{\epsilon}_{\mathbf{q}}$, is shown as an intensity plot.

As one can see in Fig. 9, the contribution of the cubic term $\Sigma^{(3)}(\mathbf{k}, \bar{\epsilon}_{\mathbf{k}})$ to the magnon spectrum away from the crossings with the two-magnon continuum is

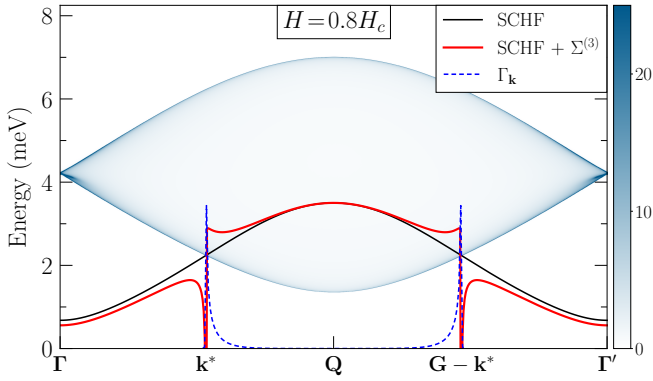


FIG. 9. Magnon spectrum by the SCHF (31) with and without the cubic self-energy $\Sigma^{(3)}(\mathbf{k}, \bar{\varepsilon}_{\mathbf{k}})$ for the best-fit model of CoNb_2O_6 and $B=7$ T ($H=0.8H_c$). The intensity plot is the two-magnon DoS calculated using the SCHF energies $\bar{\varepsilon}_{\mathbf{q}}$.

indeed small, as is anticipated in the discussion of the $\text{SCHF}+\Sigma^{(3)}$ approach in Sec. III D. In fact, the cubic term vanishes entirely at $\mathbf{k}=\mathbf{Q}$, owing to the staggered structure of the corresponding spin-exchange terms (20), which, in turn, is translated into the antisymmetric structure of the cubic vertices, see Appendix B 3.

The divergent behavior exhibited by the on-shell $\text{SCHF}+\Sigma^{(3)}$ spectrum near the crossing with the two-magnon continuum at \mathbf{k}^* and equivalent points, referred to as the decay threshold boundaries [46], is due to a resonance-like coupling of the single-magnon branch with the two-magnon continuum, which is provided by the cubic terms. Since the lowest two-magnon energy must necessarily correspond to a minimum of $E_{\mathbf{k},\mathbf{q}}=\bar{\varepsilon}_{\mathbf{q}}+\bar{\varepsilon}_{\mathbf{k}-\mathbf{q}+\mathbf{Q}}$ at any given \mathbf{k} , it follows that the corresponding two-magnon DoS must be singular at that minimum in 1D, as one can observe in Fig. 9; see also Appendix C 2. It also follows that one can expand the denominator of the decay part of the on-shell self-energy, $\bar{\varepsilon}_{\mathbf{k}}-E_{\mathbf{k},\mathbf{q}}$, near such a minimum in the proximity of the threshold \mathbf{k}^* for small $\Delta\mathbf{k}=\mathbf{k}-\mathbf{k}^*$. Because the decay vertex has no symmetry constraints at a generic \mathbf{k}^* and must generally be finite, one can obtain the asymptotic behavior for the real and imaginary parts of the on-shell self-energy on the two sides of the threshold

$$\begin{aligned} \text{Re}[\Sigma^{(3)}(\mathbf{k}, \bar{\varepsilon}_{\mathbf{k}})] &\propto \begin{cases} -1/\sqrt{|\Delta\mathbf{k}|}, & \text{for } \Delta\mathbf{k} < 0, \\ \Lambda + \gamma\Delta\mathbf{k}, & \text{for } \Delta\mathbf{k} > 0, \end{cases} \\ \bar{\Gamma}_{\mathbf{k}} &\propto \begin{cases} 0, & \text{for } \Delta\mathbf{k} < 0, \\ 1/\sqrt{\Delta\mathbf{k}}, & \text{for } \Delta\mathbf{k} > 0, \end{cases} \end{aligned} \quad (32)$$

where $\Lambda > 0$ is the cut-off parameter and γ is a constant. The inverse square-root singularities in (32) are from the 1D Van Hove singularity at the edge of the two-magnon continuum that gets imprinted on the single-magnon spectrum via the anharmonic coupling. These asymptotic results explain the behavior observed in Fig. 9 and should be contrasted with a typically weaker singularities in the higher dimensions and for the more symmetric models [46, 71].

Note that, given the relative simplicity of the magnon dispersion in the paramagnetic phase of CoNb_2O_6 , the two-magnon energy, $\bar{\varepsilon}_{\mathbf{q}} + \bar{\varepsilon}_{\mathbf{k}-\mathbf{q}+\mathbf{Q}}$, can be well-approximated as an energy of two particles with the nearest-neighbor hopping, $\bar{\varepsilon}_{\mathbf{q}} \approx E_0 + J_1\gamma_{\mathbf{q}}^{(1)}$, total momentum \mathbf{k} , and the \mathbf{Q} shift, straightforwardly yielding the bow-tie form of the continuum with zero width at the Γ point, see Fig. 9. In that case, the minimum of the two-magnon energy corresponds to the energy of two magnons with equivalent momenta, $E_{\mathbf{k},\mathbf{q}^*}^{\min} = 2\bar{\varepsilon}_{\mathbf{q}^*}$ with $\mathbf{q}^* = (\mathbf{k}-\mathbf{Q})/2$, for any \mathbf{k} . This latter condition also holds for most \mathbf{k} for the true form of $\bar{\varepsilon}_{\mathbf{q}}$, see Appendix C 2.

However, because of the further-neighbor exchanges and a relativistic form of the magnon dispersion, there is more structure in the two-magnon continuum in the vicinity of the Γ point, providing the bow-tie region with a finite width and a richer set of the Van Hove singularities visible in Fig. 9. Since they are far away from the physical decay thresholds, we refrain from discussing them here and delegate a more detailed analysis of the two-magnon kinematics to Appendix C 2.

As is discussed above, the perturbative consideration of the decay diagram within the on-shell approach offered by Fig. 9, Eq. (31), and Eq. (32) signifies a breakdown of the perturbation theory in the vicinity of the decay thresholds and calls for a more consistent treatment of these effects to regularize the associated divergences. Qualitatively, upon a self-consistent treatment of the higher-order contributions, which is typically difficult to implement, these singularities are expected to lead to the anomalous broadening, renormalization of the magnon spectrum, and the so-called termination points [71, 74].

One of the less-sophisticated regularizations, which, nevertheless, avoids the divergences of the on-shell approach, is based on a straightforward use of the explicit ω -dependence in the cubic self-energy in (27). It corresponds to the one-loop approximation for the single-magnon Green's function $G(\mathbf{k}, \omega)$ and its spectral function $A(\mathbf{k}, \omega)$, which is able to yield the quantitatively faithful description of the quasiparticle-like and incoherent parts of the single-magnon spectrum [71, 72, 75]. Since the spectral function is directly related to the dynamical structure factor $S(\mathbf{k}, \omega)$, measured in the inelastic neutron-scattering experiments, we will use this approach as is discussed in the next Section.

C. Dynamical structure factor

The general form of the dynamical structure factor (DSF) for the neutron scattering is [44]

$$\mathcal{S}(\mathbf{k}, \omega) = \sum_{\alpha,\beta} g_{\alpha}g_{\beta} \left(\delta_{\alpha,\beta} - \frac{k_{\alpha}k_{\beta}}{k^2} \right) \mathcal{S}^{\alpha\beta}(\mathbf{k}, \omega), \quad (33)$$

with the momentum and energy transfer \mathbf{k} and ω , axes of the reference frame α and β , g-tensor components g_{α} ,

and the spin-spin dynamical correlation function

$$S^{\alpha\beta}(\mathbf{k}, \omega) = \frac{1}{\pi} \text{Im} \int_{-\infty}^{\infty} dt e^{i\omega t} i \langle \mathcal{T} S_{\mathbf{k}}^{\alpha}(t) S_{-\mathbf{k}}^{\beta}(0) \rangle. \quad (34)$$

For the field-induced fluctuating paramagnetic state of CoNb_2O_6 , with the choice of the local $\{x, y, z\}$ or laboratory $\{x_0, y_0, z_0\}$ axes in Fig. 2(c), only diagonal components of (34) are considered [44]. Two of them are in the ac plane normal to the field, one along the Ising axis, S^{xx} ($S^{z_0z_0}$), and one perpendicular to it, S^{yy} ($S^{x_0x_0}$) [41]. One more component is along the field, S^{zz} ($S^{y_0y_0}$).

In the studies of the CoNb_2O_6 spectrum in the polarized phase that are discussed in Refs. [41, 43, 44], the momentum transfer is not aligned exclusively along the chain direction c , see Fig. 2(a), but has other components. In our consideration, which is focused on the single spin-chain model, the additional momentum component along the b axis is important because it is able to detect the zigzag structure of the chain.

Assuming the momentum transfer in the bc plane and keeping only diagonal components in the DSF, the general expression in Eq. (33) is simplified to

$$\begin{aligned} \mathcal{S}(\mathbf{k}, \omega) &= g_{z_0}^2 \left(1 - \tilde{\lambda} \cos^2 \gamma\right) S^{xx}(\mathbf{k}, \omega) \\ &+ g_{x_0}^2 \left(1 - \tilde{\lambda} \sin^2 \gamma\right) S^{yy}(\mathbf{k}, \omega) + g_{y_0}^2 \tilde{\lambda} S^{zz}(\mathbf{k}, \omega), \end{aligned} \quad (35)$$

where we use the shorthand notation $\tilde{\lambda} = k_c^2 / (k_c^2 + k_b^2)$ and the angle γ is between the Ising and c axes, as before, with the transfer momentum \mathbf{k} in the local frame

$$\mathbf{k} = k_b \hat{\mathbf{b}} + k_c \hat{\mathbf{c}} = k_b \hat{\mathbf{z}} + k_c (\cos \gamma \hat{\mathbf{x}} - \sin \gamma \hat{\mathbf{y}}), \quad (36)$$

see Fig. 2. As is discussed in Ref. [43], the non-zero b -component of the momentum in (36) is responsible for the secondary \mathbf{Q} -shifted signal in the structure factor from the doubling of the unit cell [41, 43, 44]. The general form of the diagonal components of the dynamical correlation function is given by

$$\begin{aligned} S^{\alpha\alpha}(\mathbf{k}, \omega) &= \cos^2(k_b \mathbf{b}) \tilde{S}^{\alpha\alpha}(\mathbf{k}, \omega) \\ &+ \sin^2(k_b \mathbf{b}) \tilde{S}^{\alpha\alpha}(\mathbf{k} + \mathbf{Q}, \omega), \end{aligned} \quad (37)$$

where \mathbf{b} is the width of the zigzag chain in the b direction, see Fig. 2(a) and Ref. [41], and $\tilde{S}^{\alpha\alpha}(\mathbf{k}, \omega)$ is the correlation function that depends only on the momentum in the c direction, $\mathbf{k} = k_c \hat{\mathbf{c}}$. We note that in Eq. (37) the main signal is associated with the first term and the secondary, “shadow” signal, with the \mathbf{Q} -shifted one.

The \tilde{S}^{xx} and \tilde{S}^{yy} components of the structure factor are the transverse ones and can be straightforwardly related to the single-magnon spectral function [41, 72] as

$$\tilde{S}^{\alpha\alpha}(\mathbf{k}, \omega) = \mathcal{F}^{\alpha\alpha}(\mathbf{k}) A(\mathbf{k}, \omega), \quad (38)$$

where the kinematic formfactors

$$\mathcal{F}_{\mathbf{k}}^{xx} = \frac{S}{2} (\bar{u}_{\mathbf{k}} + \bar{v}_{\mathbf{k}})^2, \quad \mathcal{F}_{\mathbf{k}}^{yy} = \frac{S}{2} (\bar{u}_{\mathbf{k}} - \bar{v}_{\mathbf{k}})^2, \quad (39)$$

produce the \mathbf{k} -dependent modulation of the single-magnon spectral peaks throughout the Brillouin zone.

The DSF can also be expected to exhibit significant decay-related features, such as incoherent parts of the single-magnon spectrum and strong renormalizations, due to the cubic self-energy (27) in the single-magnon spectral function $A(\mathbf{k}, \omega) = -\frac{1}{\pi} \text{Im}[G(\mathbf{k}, \omega)]$, where

$$G(\mathbf{k}, \omega) = \frac{1}{\omega - \bar{\varepsilon}_{\mathbf{k}} - \Sigma^{(3)}(\mathbf{k}, \omega) + i0^+}, \quad (40)$$

is the Green’s function in the SCHF+ $\Sigma^{(3)}$ approach.

The DSF component along the field, \tilde{S}^{zz} , corresponds to the longitudinal fluctuations, which account for the direct two-magnon continuum contribution to it,

$$\begin{aligned} \tilde{S}^{zz}(\mathbf{k}, \omega) &= \sum_{\mathbf{q}} \mathcal{F}_{\mathbf{q}, \mathbf{k}}^{zz} \delta(\omega - \bar{\varepsilon}_{\mathbf{q}} - \bar{\varepsilon}_{\mathbf{k}-\mathbf{q}}), \\ \mathcal{F}_{\mathbf{q}, \mathbf{k}}^{zz} &= \frac{1}{2} (\bar{u}_{\mathbf{q}} \bar{v}_{\mathbf{k}-\mathbf{q}} + \bar{v}_{\mathbf{q}} \bar{u}_{\mathbf{k}-\mathbf{q}})^2. \end{aligned} \quad (41)$$

Note that in contrast to the two-magnon continuum in the anharmonic coupling, this continuum is *not* umklapp-shifted by the momentum \mathbf{Q} .

For comparison with experiments in Ref. [42], in Fig. 10 we illustrate our calculations, where we combined all contributions to the structure factor as given by Eq. (35), and used a momentum transfer in the bc plane with $k_b/k_c = 0.3$ to have a finite contribution from the shadow mode. We also used artificial broadenings of 10^{-3} meV in the self-energy $\Sigma^{(3)}(\mathbf{k}, \omega)$ (27) and 5×10^{-2} meV in the Green’s functions (40) and (41).

Figure 10 displays our main results. It shows the compilations of the DSF intensity maps by the inelastic neutron scattering, adapted from Ref. [43], with the DSF intensities obtained by the theoretical SCHF+ $\Sigma^{(3)}$ approach described above. Each plot consists of the experimental data in the left panel, theoretical results in the middle panel, and the two results overlaid in the right panel, where we have exploited the symmetry of them about the Γ point. The comparison is presented for the field 7 T in Figs. 10(a) and 10(c) and for 9 T in Figs. 10(b) and 10(d), respectively. The upper row, Figs. 10(a) and 10(b), shows theoretical results for the best-fit model of CoNb_2O_6 , see Sec. II E, while the lower row, Figs. 10(c) and 10(d), has one parameter from that set modified. The same comparison with the experimental data for 8 T is given in Appendix C 3.

One can see that the theoretical results for the best-fit model (upper row of Fig. 10) already yield if not an ideal, but a close quantitative agreement with the experimental data on the gap and magnon bandwidth with no adjustment to the parameters. We note that the mismatch in the energies at the \mathbf{Q} point might in part be related to the effect of the weak 3D interchain coupling, which affect the experimental data, but are not included in our model. The lower row of Fig. 10 shows that an even closer agreement can be reached by a modest change of a single parameter in the model, $\lambda_s = (J_{x_0x_0} + J_{y_0y_0})/2J_{z_0z_0}$, used

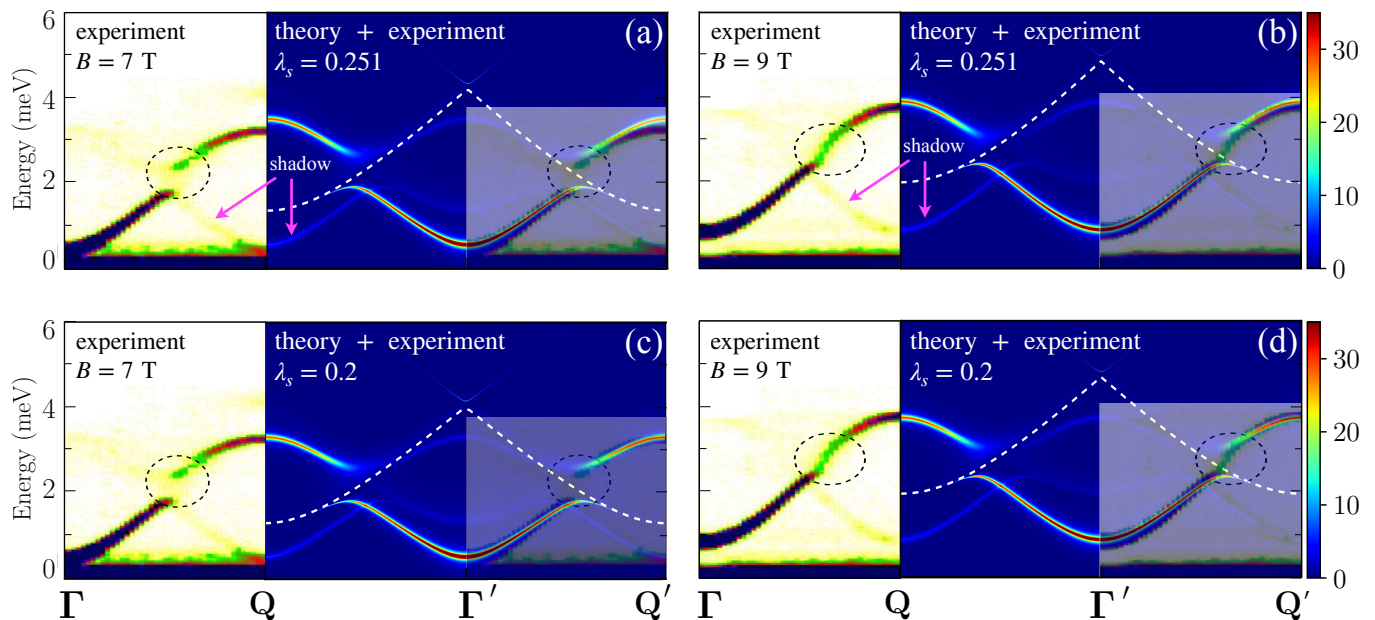


FIG. 10. Intensity plots of the dynamical structure factor $S(\mathbf{k}, \omega)$ in the paramagnetic phase of CoNb_2O_6 for the field 7 T [(a) and (c)] and 9 T [(b) and (d)], best-fit parameters [(a) and (b)] and adjusted λ_s [(c) and (d)]. In each plot, experimental data adapted from Ref. [43] are shown in the left panel, theoretical results are in the middle panel, and the two are overlaid in the right panel. Artificial broadening of 10^{-3} meV for the self-energy (27) and 5×10^{-2} meV for the Green’s functions (40) and (41) were used. Dashed lines show the bottom of the two-magnon continuum and the arrows indicate the \mathbf{Q} -shifted shadow modes (37).

in the parametrization of Ref. [44], see also Sec. II E, to which the maximum of the magnon band is most sensitive. Changing it from the best-fit value of $\lambda_s = 0.251$ to $\lambda_s = 0.2$ improves the agreement with our theory. This is not to challenge the comprehensive multi-dimensional best-fit strategy of Ref. [44], but to highlight, once again, that a self-consistent approach can turn a theory plagued with unphysical divergences into a reliable, nearly quantitative tool.

Turning to the other features of the theoretical results shown in Fig. 10, it is clear that the off-shell ω -dependent cubic self-energy successfully regularizes the threshold singularities discussed in Sec. IV B, and, indeed, provides a quantitatively faithful description of the quasiparticle-like and incoherent parts of the single-magnon spectrum. On the inner side of the two-magnon continuum, the magnon spectral lines acquire a substantial broadening in a close agreement with the experimental data, see also the plot for 8 T in Appendix C 3.

On the outer side of the continuum, a direct intersect of the magnon mode with the continuum is avoided via a strong renormalization of the magnon energy, creating a gap-like splitting and a characteristic loss of the spectral weight of the magnon line. Although the quantitative agreement with the experimental data on the size of the gap-like feature and its evolution with the field is rather spectacular, the theoretical results contain more details, with the remnant of the magnon mode following the bottom of the two-magnon continuum for an extended range of the momenta. While a recent proposal suggests that in 1D such an edge-mode should survive for all the mo-

menta [75], this conclusion is an artifact of the one-loop approximation for the magnon self-energy, which is also employed in our study. In reality, it is expected that the magnon mode should meet the continuum at the so-called termination point [46, 71, 74], the result that requires a self-consistent treatment of the higher-order diagrams in the theory, which is not attempted here.

Because of the constraint provided by the quantitative accord of the experiment and theory on the size of the gap-like splitting in the spectrum, an additional comment can be made on the potential value of the “residual” $J_{x_0 y_0}$ term in the exchange matrix (6), discussed in Sec. II D 2 and Appendix A 2. This term does not modify the even part of the spin Hamiltonian (19), but contributes to the cubic coupling from the odd part (20). Because of the staggered nature of this term, the structure of the decay vertex is not expected to modify, leading to an enhancement of the decay self-energy according to $\Sigma^{(3)}(\mathbf{k}, \omega) \propto J_{x_0 y_0}^2 + J_{y_0 z_0}^2$. Since the best-fit parameters without the $J_{x_0 y_0}$ -term provide a close quantitative description of the decay-related features described above, see Fig. 10, one can conclude that the $J_{x_0 y_0}$ term must be small compared to $J_{y_0 z_0}$. This observation supports the approach of Refs. [43, 44] and our discussion in Sec. II D 2.

In Fig. 10, in both theoretical and experimental results, one can also observe the \mathbf{Q} -shifted “shadow” mode in addition to the main contribution from the single-magnon excitations [41, 43, 44]. As is discussed above, it originates from the non-zero component of the transfer momentum along the b axis. In the theory results in Fig. 10, one can also observe a continuum-like contribution from

the longitudinal component of the structure factor (41), with its role being generally minor.

V. LONGITUDINAL FIELD EFFECTS

Up to this point, our study of the CoNb_2O_6 excitation spectrum in the paramagnetic phase concerned the transverse direction of the field. Now we focus on the effects of an additional longitudinal field component. In this consideration, we use the same spin Hamiltonian $\hat{\mathcal{H}}_1 + \hat{\mathcal{H}}_2$, Eqs. (1), (7), and (14), with the transverse-field term $\hat{\mathcal{H}}_\perp = g_{y_0} \mu_B B_\perp \sum_i S_i^{y_0}$, Eq. (16), now augmented by the longitudinal-field term

$$\hat{\mathcal{H}}_\parallel = g_{z_0} \mu_B B_\parallel \sum_i S_i^{z_0}. \quad (42)$$

with the field component B_\parallel along the Ising z_0 axis; see Fig. 2. We are interested in the regime of the weak longitudinal fields, $B_\parallel \ll B_\perp$, with excitations remaining spin-flip-like and magnon description of their spectrum still adequate.

Although symmetry-wise the classification of the type of the symmetry-breaking provided by the longitudinal field in (42) in the case of the zigzag model of CoNb_2O_6 is more delicate, relating it to the glide-symmetry breaking [43], the main effect is the same as in the paradigmatic Ising model [81, 82]. The quantum phase transition of the transverse-field Ising-like model ceases to exist and turns into a crossover, with a finite excitation gap at the former transition point.

The second effect of the symmetry-breaking longitudinal field is specific to the zigzag chain model, and it is intimately tied to the presence of the staggered bond-dependent $J_{y_0 z_0}$ terms, allowed by the same glide symmetry. Because of the tilt of the spin-quantization axis induced by the longitudinal field in the paramagnetic state, the two-site unit cell of the zigzag structure becomes explicit in the model of spin flips, doubling the unit cell of the “simple” Ising chain that sufficed until now. The description of the excitation spectrum in this more general case requires two distinct branches of spin excitations within the reduced Brillouin zone of the zigzag chain.

Importantly, these two excitation branches will be split by a band gap. As we argue below, one can expect strong modifications of the two-magnon DoS as a result of these changes in the single-magnon spectrum, inducing richer varieties of the Van Hove singularities that are potentially observable. Below, we quantify both effects using the LSWT formalism.

A. The excitation gap and the band gap

In the tilted field with a small longitudinal component away from the transverse y_0 axis toward the Ising z_0 axis, the spin-quantization axis will tilt by the angle θ in the

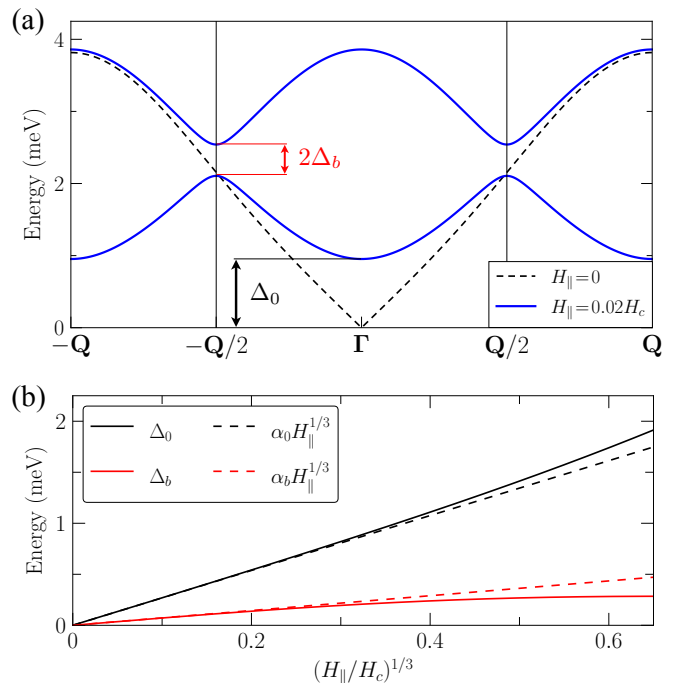


FIG. 11. LSWT results for the best-fit model of CoNb_2O_6 and $H_\perp = H_c$. (a) Magnon spectrum for $H_\parallel = 0$ (dashed line) and $H_\parallel = 0.02H_c$ (solid line), with gaps Δ_0 and Δ_b identified. (b) Excitation gap Δ_0 and band gap Δ_b vs $(H_\parallel/H_c)^{1/3}$. Lines are the full LSWT results (Appendix D) and dashed lines are their asymptotics from Eq. (45).

$y_0 z_0$ (zx) plane, see Fig. 2(c), found from the minimization of the classical energy, see Appendix D for details,

$$H_\perp \sin \theta - H_c \sin \theta \cos \theta - H_\parallel \cos \theta = 0, \quad (43)$$

where $H_\perp = g_{y_0} \mu_B B_\perp$ and $H_\parallel = g_{z_0} \mu_B B_\parallel$ are the transverse and longitudinal fields, respectively, in the energy units, and the classical critical field H_c is from Eq. (17).

Here, we focus on the case of the transverse field value equal to the critical field, $H_\perp = H_c$, and study the dependence of the spectrum gap and the band gap on the longitudinal field, as both gaps vanish at $H_\parallel = 0$. For $H_\parallel \ll H_\perp = H_c$, Eq. (43) can be solved by expanding in the small canting angle, yielding

$$\theta = (2H_\parallel/H_c)^{1/3}. \quad (44)$$

Note that this fractional power law is reminiscent of that of the canting angle due to staggered Dzyaloshinskii-Moriya interaction in the isotropic square-lattice anti-ferromagnet near saturation field [83].

The LSWT consideration of the $1/S$ -expansion of the model with the longitudinal field involves a somewhat cumbersome diagonalization of the 4×4 Hamiltonian for the two bosonic species, deferred to Appendix D, which gives explicit expressions of the energies of the two magnon branches. In the presence of the longitudinal field, excitation gap Δ_0 at the Γ point and the band gap Δ_b at the $Q/2$ point open up, as is discussed above; see Fig. 11(a) for a comparison to the $H_\parallel = 0$ case.

Using the canting angle (44) for small fields, one can obtain asymptotic expressions for the gaps,

$$\begin{aligned} \Delta_0 &\approx \alpha_0 H_{\parallel}^{1/3}, & \alpha_0 &\approx \sqrt{\frac{3}{2}} H_c \left(\frac{2}{H_c}\right)^{1/3}, \\ \Delta_b &\approx \alpha_b H_{\parallel}^{1/3}, & \alpha_b &\approx 2S |J_{y_0 z_0}| \left(\frac{2}{H_c}\right)^{1/3}, \end{aligned} \quad (45)$$

which follow the same fractional power law vs field, see Appendix D for the exact proportionality coefficients and Fig. 11(b), which shows a comparison of the asymptotic results (45) with the full LSWT results for the best-fit model of CoNb₂O₆.

We note that, according to the Ising conformal field theory in 1 + 1 dimensions [81], the scaling of the spectrum gap with the longitudinal field is known to obey a different fractional power law with the exponent 8/15. Still, the expressions in Eq. (45) highlight an important distinction of the two gaps. The spectrum gap Δ_0 is essentially the same as it would have been for the “simple” Ising-like spin chain, as it is independent of the bond-dependent terms. However, the appearance of the band gap Δ_b is precisely due to the staggered bond-dependent $J_{y_0 z_0}$ terms, rooted in the zigzag nature of the model.

Quantitatively, because the bond-dependent terms in CoNb₂O₆ are secondary to the main Ising term, the excitation gap Δ_0 grows faster with the longitudinal field than the band gap Δ_b . Comparison of their asymptotics in Eq. (45) for the CoNb₂O₆ model yields

$$\frac{\Delta_b}{\Delta_0} \approx 2S \sqrt{\frac{2}{3}} \frac{|J_{y_0 z_0}|}{H_c} \approx 0.27. \quad (46)$$

As we will see next, this result has a significant impact on the longitudinal field range for which the overlap of the single-magnon branches with the additional Van Hove singularities in the two-magnon spectra is possible.

B. More threshold singularities

One of the important consequences of the magnon band splitting is the explicit separation of the two-magnon continuum into three continua, corresponding to different combinations of the single-magnon species

$$E_{\mathbf{k},\mathbf{q}}^{\{\mu,\nu\}} = \varepsilon_{\mu\mathbf{q}} + \varepsilon_{\nu\mathbf{k}-\mathbf{q}}, \quad (47)$$

where $\mu(\nu) = 1, 2$. This splitting also necessarily creates richer structure of the Van Hove singularities in the continuum, which can affect the single-magnon spectrum via the anharmonic coupling. Thus, if allowed by the two-magnon kinematics, the longitudinal field can potentially lead to more singularities in the magnon spectra, in addition to the ones discussed in Secs. IV B and IV C.

In Fig. 12, we show magnon spectrum together with the two-magnon DoS intensity plot for $H_{\perp} = H_c$ and $H_{\parallel} = 0.01H_c$ ($B_{\parallel} \approx 0.09$ T) for the best-fit model of

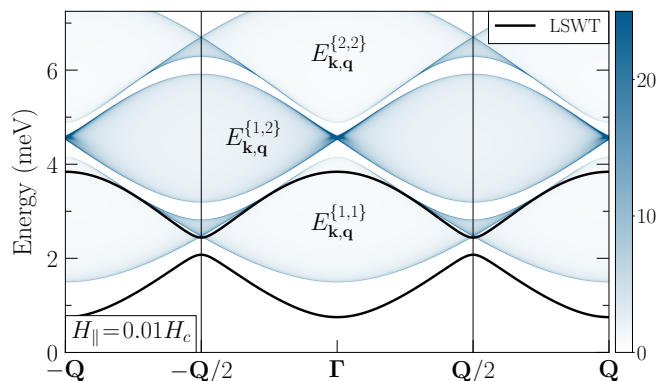


FIG. 12. Magnon spectrum for $H_{\perp} = H_c$, $H_{\parallel} = 0.01H_c$ and the best-fit model of CoNb₂O₆ in the repeated Brillouin zone scheme. The intensity plot is the two-magnon DoS for the continua in (47).

CoNb₂O₆, from which one can appreciate the more intricate structure of the field-induced Van Hove singularities in the two-magnon continuum.

However, in practice, because excitation gap Δ_0 grows faster than the band gap Δ_b (46), such a trend in the field-induced gaps provides a rather narrow range of the longitudinal fields for which the kinematics is favorable of the crossing of the additional Van Hove singularities by the single-magnon spectrum. Thus, already for $H_{\parallel} = 0.01H_c$ shown in Fig. 12, the magnon branch barely accesses the extra features in the continuum, prohibiting such a crossing for the larger fields.

In addition to the kinematics, we would also like to remark on the effect of the small longitudinal field on the structure of the anharmonic cubic term that is responsible for the one-to-two-magnon coupling. There are two parts in it in the presence of the H_{\parallel} field, one that largely retains the same form as in the odd part of the Hamiltonian (20), originating from the staggered exchanges $J_{y_0 z_0}$, while the other is due to the tilt angle $\theta \propto H_{\parallel}^{1/3}$ that allows most other exchanges to contribute to the cubic anharmonicity; see Appendix D for some more detail. We note that it is the latter term that was previously considered as the main source of the decay singularities in CoNb₂O₆ [42]. However, not only is it subleading in the weak longitudinal-field regime, but it is also not staggered, resulting in an unfavorable kinematics for the decay-related processes.

VI. CONCLUSIONS

We conclude by summarizing our results. In this study, we have thoroughly reanalyzed the symmetry-based approach to formulating anisotropic-exchange model of the quasi-one-dimensional ferromagnet CoNb₂O₆. We have proposed a connection of its model to the broader class of such models, studied for a wide variety of materials with complex bond-dependent spin-orbit-induced exchanges. We have also clarified the role of a phenomenological

constraint that has been used to restrict parameter space of CoNb_2O_6 , and have investigated the magnitude and the effects of the residual terms, which were neglected in the previous studies, using real-space perturbation theory and unbiased DMRG approach.

The main result of the present work is the self-consistent study of the effects of magnon interactions in the excitation spectrum of CoNb_2O_6 in the quantum paramagnetic phase. We have proposed and applied a self-consistent Hartree-Fock regularization of the problematic unphysical divergences in the $1/S$ spin-wave expansion that is common to various anisotropic-exchange models. Not only does this method eliminate such unphysical singularities, but it also preserves the integrity of the threshold phenomena of magnon decay and spectrum renormalization that are present in both theory and experiment of CoNb_2O_6 .

Using the microscopic parameters proposed previously, we have employed this approach to study excitation spectrum in the fluctuating paramagnetic phase of CoNb_2O_6 . For the dynamical structure factor $\mathcal{S}(\mathbf{k}, \omega)$, we have demonstrated a close quantitative agreement of our theory with the neutron-scattering data for both the quasiparticle-like and incoherent parts of the single-magnon spectrum, also in the field regime that is inaccessible by the standard spin-wave theory. Moreover, our results for the spectrum gap are in a close accord with the complimentary DMRG calculations for the same model parameters.

These results prove the ability of our approach to provide quantitatively faithful description of the magnetic excitations in the paramagnetic phase of CoNb_2O_6 , despite strong quantum fluctuations, anisotropic exchanges, and low dimensionality of the problem, the factors that make the standard SWT-like approaches fail. Furthermore, it can be expected that our approach should be able to yield further analytical insights into magnon interactions and decay phenomena and shed light on the important aspects of the excitation spectra in the other anisotropic-exchange magnets in the higher dimensions, where it is free from the remaining minor inconsistencies associated with the 1D nature of the CoNb_2O_6 model.

Lastly, we have also discussed the effects of additional longitudinal fields in the paramagnetic phase of CoNb_2O_6 . We have demonstrated that due to the zigzag lattice structure and affiliated bond-dependent exchanges in the model, and due to the symmetry breaking by the longitudinal field, both the excitation gap and the band gap develop in the magnon spectrum. We have described how the band splitting leads to the additional anomalies in the the two-magnon continuum, potentially resulting in extra threshold singularities in the magnon spectra.

ACKNOWLEDGMENTS

We would like to thank Pavel Maksimov for a prior collaboration on the earlier attempt on this problem and for an important discussion concerning Kitaev-like bond-dependent terms in 1D that has led us to expand on the general anisotropic-exchange model for the zigzag chain. We are indebted to Leonie Woodland and Radu Coldea for numerous conversations on the phenomenological constrains for CoNb_2O_6 , their implementation, and parameters of the model, as well as for sharing their experimental results, indispensable comments and useful insights, and detailed editorial guidance to ensure coherence of our text and its consistency with the experimental analysis. We would like to thank Jeff Rau and Izabella Lovas for helpful conversations. We are grateful to Shengtiao Jiang for important guidance regarding DMRG. This entire work, from conception to development, execution, and writing, was supported by the U.S. Department of Energy, Office of Science, Basic Energy Sciences under Award No. DE-SC0021221. We would like to thank Aspen Center for Physics (A. L. C.) and KITP (A. L. C. and C. A. G.), where parts of this work were completed. Aspen Center for Physics is supported by National Science Foundation grant PHY-2210452. KITP is supported by the National Science Foundation under Grants No. NSF PHY-1748958 and PHY-2309135.

Appendix A: Model

1. Different parametrizations

For the two parametrizations of the exchange matrix in the crystallographic reference frame $\{a, b, c\}$ in Fig. 2(a), the original one in Eq. (2) and the one in the ‘‘ice-like’’ language in Eq. (5), the relations between exchanges are given by

$$\begin{aligned} J &= \frac{J_{bb} + J_{cc}}{2}, \quad \Delta = \frac{2J_{aa}}{J_{bb} + J_{cc}}, \\ J_{z\pm} &= \frac{J_{ac}}{\cos \varphi_\alpha}, \quad J_{\pm\pm} = \frac{J_{bb} - J_{cc}}{4 \cos \varphi_\alpha}, \\ \lambda_z &= -\frac{(-1)^\alpha J_{ab}}{J_{ac} \tan \varphi_\alpha}, \quad \lambda_\pm = \frac{2(-1)^\alpha J_{bc}}{(J_{bb} - J_{cc}) \tan \varphi_\alpha}. \end{aligned} \quad (\text{A1})$$

The matrix in the laboratory $\{x_0, y_0, z_0\}$ frame is obtained by rotating the exchange matrix in the crystallographic frame by γ about b ; see Fig. 2(b), using the rotation matrix

$$\hat{\mathbf{R}}_\gamma = \begin{pmatrix} \cos \gamma & 0 & -\sin \gamma \\ 0 & 1 & 0 \\ \sin \gamma & 0 & \cos \gamma \end{pmatrix}. \quad (\text{A2})$$

The explicit relation of the matrix elements of the exchange matrix in the laboratory frame to that in the

crystallographic frame is

$$\begin{aligned}
J_{x_0x_0} &= J_{aa} \cos^2\gamma - J_{ac} \sin 2\gamma + J_{cc} \sin^2\gamma, \\
J_{y_0y_0} &= J_{bb}, \\
J_{z_0z_0} &= J_{aa} \sin^2\gamma + J_{ac} \sin 2\gamma + J_{cc} \cos^2\gamma, \\
J_{x_0y_0} &= J_{ab} \cos \gamma - J_{bc} \sin \gamma, \\
J_{x_0z_0} &= J_{ac} \cos 2\gamma - \frac{1}{2}(J_{cc} - J_{aa}) \sin 2\gamma, \\
J_{y_0z_0} &= J_{bc} \cos \gamma + J_{ab} \sin \gamma.
\end{aligned} \tag{A3}$$

The best-fit parameters in Ref. [44] can be translated to the exchanges in the laboratory $\{x_0, y_0, z_0\}$ frame, see Eq. (12) and discussion in Secs. IID 1 and IIE.

Using Eqs. (A3) and (12), we obtain exchanges in the crystallographic frame

$$\begin{aligned}
J_{aa} &= J_{x_0x_0} \cos^2\gamma + J_{z_0z_0} \sin^2\gamma = -1.05(1) \text{ meV}, \\
J_{bb} &= J_{y_0y_0} = -0.67(1) \text{ meV}, \\
J_{cc} &= J_{x_0x_0} \sin^2\gamma + J_{z_0z_0} \cos^2\gamma = -2.00(2) \text{ meV}, \\
J_{ab} &= J_{y_0z_0} \sin \gamma = -0.28(1) \text{ meV}, \\
J_{ac} &= \frac{1}{2}(J_{z_0z_0} - J_{x_0x_0}) \sin 2\gamma = -0.83(1) \text{ meV}, \\
J_{bc} &= J_{y_0z_0} \cos \gamma = -0.49(1) \text{ meV}.
\end{aligned} \tag{A4}$$

Finally, combining Eqs. (A1) and (A4), gives parameters in the ‘‘ice-like’’ parametrization in Eq. (13).

2. Out-of-plane angle

Real-space perturbation theory (RSPT) [64–66] allows to access the effects of quantum fluctuations by expanding around the classical ground state of the ferromagnetic Ising chain in various spin-flip processes. To avoid unnecessary secondary details, we consider a simplified nearest-neighbor exchange matrix

$$\hat{\mathbf{J}}_\alpha = \begin{pmatrix} 0 & (-1)^\alpha J_{x_0y_0} & 0 \\ (-1)^\alpha J_{x_0y_0} & 0 & (-1)^\alpha J_{y_0z_0} \\ 0 & (-1)^\alpha J_{y_0z_0} & J_{z_0z_0} \end{pmatrix}, \tag{A5}$$

where $J_{z_0z_0}$ is the leading ferromagnetic Ising exchange and the two staggered terms, $J_{x_0y_0}$ and $J_{y_0z_0}$, are perturbations. The Hamiltonian can be written in terms of the spin ladder operators as follows

$$\begin{aligned}
\hat{\mathcal{H}}_0 &= J_{z_0z_0} \sum_{\langle ij \rangle} S_i^{z_0} S_j^{z_0}, \\
\hat{V}_{xy} &= \frac{iJ_{x_0y_0}}{2} \sum_{\langle ij \rangle} (-1)^\alpha \left\{ S_i^- S_j^- - S_i^+ S_j^+ \right\}, \\
\hat{V}_{yz} &= \frac{iJ_{y_0z_0}}{2} \sum_{\langle ij \rangle} (-1)^\alpha \left\{ (S_i^- - S_i^+) S_j^{z_0} + (S_j^- - S_j^+) S_i^{z_0} \right\},
\end{aligned} \tag{A6}$$

where perturbations \hat{V}_{xy} and \hat{V}_{yz} generate double spin flips and single spin flips, respectively. The ground state

of the unperturbed Hamiltonian in Eq. (A6) is the ferromagnetic state $|0\rangle$ and its excited states $|n\rangle$ are the states with n spin flips.

Since we are interested in the deviations of the ordered moment from the Ising axis, the lowest-order processes that induce a single-spin-flip state $|1\rangle$ are in question. Notably, the single-spin-flip term acting on the ground state vanishes identically because of its staggered form, $\hat{V}_{yz}|0\rangle = 0$, providing no spin tilt along the y_0 axis. The lowest non-zero contribution that yields the single-spin-flip state is given by the second-order process involving both single- and double-spin-flip terms in (A6)

$$|0\rangle \xrightarrow{\hat{V}_{xy}} |2\rangle \xrightarrow{\hat{V}_{yz}} |1\rangle, \tag{A7}$$

in which their mutually-canceling staggered form is important. Then, the fluctuating ground state due to the process in (A7) is

$$|\tilde{0}\rangle = |0\rangle - \frac{J_{x_0y_0} J_{y_0z_0} \sqrt{2S}}{8J_{z_0z_0}^2 S(1-1/4S)} |1\rangle, \tag{A8}$$

which yields the angle of the spin tilt out of the y_0z_0 plane along the x_0 axis, $\delta\gamma \approx \langle S_i^{x_0} \rangle / \langle S_i^{z_0} \rangle$, for any site i

$$\delta\gamma = -\frac{J_{x_0y_0} J_{y_0z_0}}{4J_{z_0z_0}^2 S(1-1/4S)}, \tag{A9}$$

where we used $S_i^{x_0} = (S_i^+ + S_i^-)/2$ and neglected higher-order corrections to the ground state from the two consecutive double-spin-flips. The results in (A8) and (A9) are obtained for the model (A6) with arbitrary spin S , keeping higher-order $1/S$ terms such as $(1-1/4S)$ factors, originating from the interaction of the nearest-neighbor spin flips. The $S=1/2$ limit of (A9) is listed in Eq. (9).

Importantly, the fluctuating ground state in (A8) continues to respect the glide symmetry and produces no tilt in the y_0 direction, $\langle S_i^{y_0} \rangle = 0$.

Given the analysis leading to the second-order RSPT result in (A9), one can argue that in order to produce a spin tilt, both $J_{x_0y_0}$ and $J_{y_0z_0}$ terms are necessary in an *arbitrary* order of the theory, because they have to cancel their staggered form. The higher-order corrections to (A9) also need to carry *odd* powers of each of the staggered terms because they generate different number of the spin flips. These considerations can be expected to remain valid for a general model in Eq. (6), which contains other non-staggered spin-flip terms.

As is discussed in Sec. IID 1 and Sec. IID 2 and is clear from Eq. (A9), the spin tilt angle vanishes for the choice of $J_{x_0y_0} = 0$ made in Refs. [43, 44], rendering quantum corrections to the classical Ising spin direction zero. One can verify the accuracy of the second-order perturbative result for the tilt angle in (A9) and elucidate the role of the higher-order fluctuations with the help of the unbiased DMRG calculations for the ground state.

The DMRG simulations were performed in chains of up to 5000 sites using the ITensor library [67]. We have

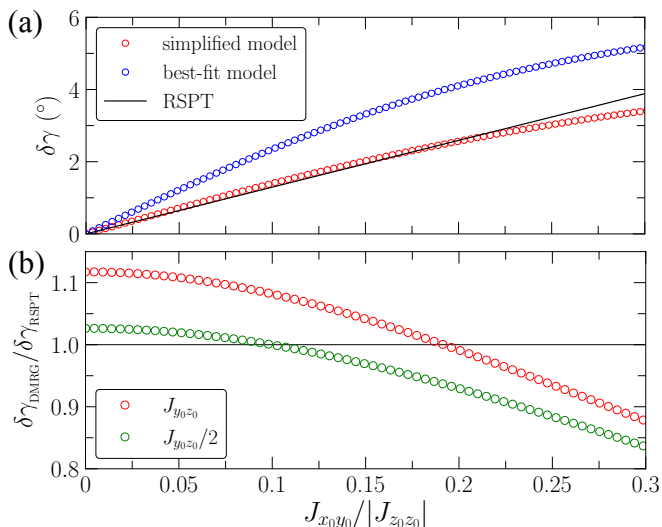


FIG. 13. (a) The spin tilt angle by RSPT (A9) and DMRG vs $J_{x_0 y_0} / |J_{z_0 z_0}|$ for the simplified and full models for the best-fit parameters for CoNb_2O_6 . (b) The ratio of the DMRG and RSPT tilt angles for the simplified model for two choices of $J_{y_0 z_0}$, see the text.

employed two strategies, the “scan” with a slowly varying $J_{x_0 y_0}$ along the chain, which provides a real-space variation of the tilt angle, and “no-scan,” in which the tilt angle is measured in the middle of the chain away from the edges for each individual $J_{x_0 y_0}$ value. Both approaches yield numerically indistinguishable results. Because of the Ising nature of the model, a very good convergence is reached with low bond dimensions and small number of the DMRG sweeps [84].

In Figure 13(a), we show the RSPT result (A9) for $S = 1/2$ and for $J_{z_0 z_0}$ and $J_{y_0 z_0}$ from Eq. (12), which correspond to the best-fit parameters for CoNb_2O_6 , as a function of $J_{x_0 y_0} / |J_{z_0 z_0}|$. It is shown together with the DMRG results for the same $S = 1/2$ simplified model (A5), for which Eq. (A9) was derived. In addition to that, DMRG results for the full model of CoNb_2O_6 in Eqs. (7) and (14) for the best-fit parameters from Eqs. (12) and (15) in Secs. II E are shown.

Clearly, the numerical results for $\delta\gamma$ vanish identically for $J_{x_0 y_0} = 0$, in accord with the discussion above. For the simplified model, the agreement of the slope of the DMRG tilt angle with that of the RSPT is close, but not precise, as is also demonstrated in Fig. 13(b), which shows the ratio of the angles. The majority of this difference can be attributed to the next-order correction, corresponding to the fourth-order process

$$|0\rangle \xrightarrow{\hat{V}_{xy}} |2\rangle \xrightarrow{\hat{V}_{yz}} |3\rangle \xrightarrow{\hat{V}_{yz}} |2\rangle \xrightarrow{\hat{V}_{yz}} |1\rangle, \quad (\text{A10})$$

which is $\mathcal{O}(J_{x_0 y_0} J_{y_0 z_0}^3)$, conforming to the rules proposed for the higher-order corrections that are discussed above.

One can verify the $J_{y_0 z_0}^3$ -order of the correction to the slope by changing the numerical value of $J_{y_0 z_0}$ as is shown in Fig. 13(b). Here, the reduction of $J_{y_0 z_0}$ by $1/2$ leads to an eightfold decrease of the correction in the DMRG

result, all in a close accord with the expectations of the odd powers of each staggered term outlined above.

The DMRG results for the best-fit parameters in the full model of CoNb_2O_6 in Fig. 13(a) show a qualitative agreement with the perturbative result (A9) for the simplified model (A5), but also a substantial quantitative difference. It can be attributed to the fluctuations induced by the other spin-flip terms present in the full model.

Lastly, as is discussed in Sec. II D 2, the phenomenological constraint on the spin direction in the model (6) allows the “residual” $J_{x_0 y_0}$ and $J_{x_0 z_0}$ terms to be present, but exactly compensating each others’ spin tilting, leaving the physical Ising direction intact. The perturbative result in Eq. (A9) together with the classical energy minimization result in Eq. (8) immediately suggest an explicit connection between the two terms: $J_{x_0 z_0} = -\delta\gamma J_{z_0 z_0}$, see Sec. II D 2 for more detail. The DMRG results shown in Fig. 4 in that Section, demonstrating a relation between $J_{x_0 y_0}$ and $J_{x_0 z_0}$, were calculated using the best-fit parameters of the full model of CoNb_2O_6 . For each fixed value of $J_{x_0 y_0}$, we performed a DMRG scan vs $J_{x_0 z_0}$ to identify the value of $J_{x_0 z_0}$ that corresponds to an exact compensation of the spin tilt away from the Ising axis.

Appendix B: Spin-wave theory

We consider a standard Holstein-Primakoff (HP) spin representation with the quantization axis z

$$S_i^z = S - n_i, \quad S_i^+ = a_i \sqrt{2S - n_i}, \quad (\text{B1})$$

where $a_i(a_i^\dagger)$ are bosonic operators, $n_i = a_i^\dagger a_i$, and i is the site index. The expansion of the square roots in (B1) in powers of $n_i/2S$ results in the bosonic Hamiltonian

$$\hat{\mathcal{H}} = \hat{\mathcal{H}}^{(0)} + \hat{\mathcal{H}}^{(1)} + \hat{\mathcal{H}}^{(2)} + \hat{\mathcal{H}}^{(3)} + \hat{\mathcal{H}}^{(4)} + \mathcal{O}(S^{-1}), \quad (\text{B2})$$

where the n th term $\hat{\mathcal{H}}^{(n)}$ contains the n th power of the bosonic operators and carries an explicit $S^{2-n/2}$ factor, constituting a $1/S$ -expansion for a given problem.

The first term $\hat{\mathcal{H}}^{(0)}$ in such an expansion is the classical energy, and $\hat{\mathcal{H}}^{(1)}$ should vanish upon the classical energy minimization. The quadratic term $\hat{\mathcal{H}}^{(2)}$ is the harmonic part of the expansion that yields the LSWT and magnon energy spectrum. The lowest $1/S$ -order corrections to the LSWT originate from the two anharmonic terms in the expansion, $\hat{\mathcal{H}}^{(3)}$ and $\hat{\mathcal{H}}^{(4)}$, describing three- and four-magnon interaction, respectively.

1. Classical energy

The classical energy of the field-polarized paramagnetic phase considered in Sec. III A is easily obtained from (19) and is given by $E_{\text{cl}}/N = -SH + S^2(J_{y_0 y_0} + J_2)$, with the linear $\hat{\mathcal{H}}^{(1)}$ from (20) vanishing because of the staggered structure of the bond-dependent terms. This is a common situation for collinear states that do not

require energy minimization and cannot indicate their phase boundaries from the classical consideration alone.

One standard approach is to proceed directly with the harmonic term $\hat{\mathcal{H}}^{(2)}$, develop LSWT as in Sec. III B, and obtain the value of the critical field from the condition of stability of the magnon spectrum in (26).

The other approach is to consider the ordered phase of CoNb_2O_6 in the transverse field in the classical limit and find the critical field of a transition to the fully polarized state from the minimization of its energy. In such a state spins are tilted away from the field toward the Ising axis in the y_0z_0 (zx) plane; see Fig. 2(c). Denoting this angle as θ , straightforward algebra in (19) yields

$$\frac{E_{\text{cl}}}{N} = -SH \cos \theta + S^2(J_{y_0y_0} + J_2) - S^2(J_{y_0y_0} - J_{z_0z_0} + J_2 - J_{2z_0}) \sin^2 \theta. \quad (\text{B3})$$

Minimizing it with respect to θ gives $\cos \theta = H/H_c$ with the critical field given in Eq. (17).

2. Linear spin-wave theory

The LSWT is based on the lowest-order expansion in (B1) in the Hamiltonian (19), leading to

$$\begin{aligned} \hat{\mathcal{H}}^{(2)} = & \frac{S}{2} \sum_i \left\{ 2(H/S - 2(J_{y_0y_0} + J_2))n_i \right. \\ & + \left((J_{z_0z_0} + J_{x_0x_0})a_i^\dagger a_{i+1} + (J_{2z} + J_2)a_i^\dagger a_{i+2} \right. \\ & \left. \left. + (J_{z_0z_0} - J_{x_0x_0})a_i^\dagger a_{i+1}^\dagger + (J_{2z} - J_2)a_i^\dagger a_{i+2}^\dagger + \text{H.c.} \right) \right\}, \end{aligned} \quad (\text{B4})$$

Using Fourier transformation (21) gives the harmonic Hamiltonian in the canonical form (22). The standard Bogolyubov transformation diagonalizes it with the $u_{\mathbf{k}}$ and $v_{\mathbf{k}}$ parameters given explicitly as

$$u_{\mathbf{k}} = \sqrt{\frac{A_{\mathbf{k}} + \varepsilon_{\mathbf{k}}}{2\varepsilon_{\mathbf{k}}}}, \quad v_{\mathbf{k}} = \text{sgn}(B_{\mathbf{k}}) \sqrt{\frac{A_{\mathbf{k}} - \varepsilon_{\mathbf{k}}}{2\varepsilon_{\mathbf{k}}}}, \quad (\text{B5})$$

with $A_{\mathbf{k}}$ and $B_{\mathbf{k}}$ from Eq. (23) and $\varepsilon_{\mathbf{k}}$ from Eq. (25). The resultant diagonal form of the LSWT Hamiltonian is

$$\hat{\mathcal{H}}^{(2)} = \sum_{\mathbf{k}} \left\{ \varepsilon_{\mathbf{k}} b_{\mathbf{k}}^\dagger b_{\mathbf{k}} + \frac{1}{2} (\varepsilon_{\mathbf{k}} - A_{\mathbf{k}}) \right\}, \quad (\text{B6})$$

where the magnon energy in (25) can also be written as

$$\begin{aligned} \varepsilon_{\mathbf{k}}^2 = & \left[H - 2S \left(J_{y_0y_0} - J_{x_0x_0} \gamma_{\mathbf{k}}^{(1)} + J_2 \left(1 - \gamma_{\mathbf{k}}^{(2)} \right) \right) \right] \\ & \times \left[H - 2S \left(J_{y_0y_0} + J_2 - J_{z_0z_0} \gamma_{\mathbf{k}}^{(1)} - J_{2z_0} \gamma_{\mathbf{k}}^{(2)} \right) \right]. \end{aligned} \quad (\text{B7})$$

3. Non-linear spin-wave theory

a. Cubic terms

Using the leading-order HP expansion in the odd part of the Hamiltonian (20) leads to the cubic term

$$\hat{\mathcal{H}}^{(3)} = -J_{y_0z_0} \sqrt{\frac{S}{2}} \sum_i \left((-1)^i n_i (a_{i+1}^\dagger - a_{i-1}^\dagger) + \text{H.c.} \right). \quad (\text{B8})$$

The Fourier transformation (21) in Eq. (B8) yields

$$\hat{\mathcal{H}}^{(3)} = J_{y_0z_0} \sqrt{\frac{2S}{N}} \sum_{\mathbf{k}, \mathbf{q}} \left(\bar{\gamma}_{\mathbf{p}} a_{\mathbf{p}}^\dagger a_{\mathbf{q}}^\dagger a_{\mathbf{k}} + \text{H.c.} \right), \quad (\text{B9})$$

with $\mathbf{p} = \mathbf{k} - \mathbf{q} + \mathbf{Q}$ and $\bar{\gamma}_{\mathbf{p}} = i \sin(p c_0)$. The Bogolyubov transformation with symmetrization give

$$\begin{aligned} \hat{\mathcal{H}}^{(3)} = & \frac{1}{2! \sqrt{N}} \sum_{\mathbf{q} + \mathbf{k} + \mathbf{p} = \mathbf{Q}} \left(\Phi_{\mathbf{q}\mathbf{k}; \mathbf{p}} b_{\mathbf{q}}^\dagger b_{\mathbf{k}}^\dagger b_{-\mathbf{p}} + \text{H.c.} \right) \\ & + \frac{1}{3! \sqrt{N}} \sum_{\mathbf{q} + \mathbf{k} + \mathbf{p} = \mathbf{Q}} \left(\Xi_{\mathbf{q}\mathbf{k}\mathbf{p}} b_{\mathbf{q}}^\dagger b_{\mathbf{k}}^\dagger b_{\mathbf{p}}^\dagger + \text{H.c.} \right), \end{aligned} \quad (\text{B10})$$

with the decay and source vertices, $\Phi_{\mathbf{q}\mathbf{k}; \mathbf{p}}$ and $\Xi_{\mathbf{q}\mathbf{k}\mathbf{p}}$,

$$\Phi_{\mathbf{q}\mathbf{k}; \mathbf{p}} = \sqrt{2S} J_{y_0z_0} \tilde{\Phi}_{\mathbf{q}\mathbf{k}; \mathbf{p}}, \quad \Xi_{\mathbf{q}\mathbf{k}\mathbf{p}} = \sqrt{2S} J_{y_0z_0} \tilde{\Xi}_{\mathbf{q}\mathbf{k}\mathbf{p}}, \quad (\text{B11})$$

and the dimensionless vertices given by

$$\begin{aligned} \tilde{\Phi}_{\mathbf{q}\mathbf{k}; \mathbf{p}} = & \bar{\gamma}_{\mathbf{k}} (u_{\mathbf{k}} + v_{\mathbf{k}}) (u_{\mathbf{q}} u_{\mathbf{p}} + v_{\mathbf{q}} v_{\mathbf{p}}) \\ & + \bar{\gamma}_{\mathbf{q}} (u_{\mathbf{q}} + v_{\mathbf{q}}) (u_{\mathbf{k}} u_{\mathbf{p}} + v_{\mathbf{k}} v_{\mathbf{p}}) \\ & + \bar{\gamma}_{\mathbf{p}} (u_{\mathbf{p}} + v_{\mathbf{p}}) (u_{\mathbf{k}} v_{\mathbf{q}} + v_{\mathbf{k}} u_{\mathbf{q}}), \end{aligned} \quad (\text{B12})$$

$$\begin{aligned} \tilde{\Xi}_{\mathbf{q}\mathbf{k}\mathbf{p}} = & \bar{\gamma}_{\mathbf{k}} (u_{\mathbf{k}} + v_{\mathbf{k}}) (u_{\mathbf{q}} v_{\mathbf{p}} + v_{\mathbf{q}} u_{\mathbf{p}}) \\ & + \bar{\gamma}_{\mathbf{q}} (u_{\mathbf{q}} + v_{\mathbf{q}}) (u_{\mathbf{k}} v_{\mathbf{p}} + v_{\mathbf{k}} u_{\mathbf{p}}) \\ & + \bar{\gamma}_{\mathbf{p}} (u_{\mathbf{p}} + v_{\mathbf{p}}) (u_{\mathbf{k}} v_{\mathbf{q}} + v_{\mathbf{k}} u_{\mathbf{q}}). \end{aligned} \quad (\text{B13})$$

The decay and source vertices in (B10) are umklapp-like, with the momentum conserved up to the \mathbf{Q} -vector.

The resulting lowest-order self-energies are

$$\Sigma^{(d)}(\mathbf{k}, \omega) = \frac{1}{2N} \sum_{\mathbf{q}} \frac{|\Phi_{\mathbf{q}, \mathbf{k}-\mathbf{q}+\mathbf{Q}; -\mathbf{k}}|^2}{\omega - \varepsilon_{\mathbf{q}} - \varepsilon_{\mathbf{k}-\mathbf{q}+\mathbf{Q}} + i0^+}, \quad (\text{B14})$$

$$\Sigma^{(s)}(\mathbf{k}, \omega) = -\frac{1}{2N} \sum_{\mathbf{q}} \frac{|\Xi_{\mathbf{q}, -\mathbf{k}-\mathbf{q}+\mathbf{Q}, \mathbf{k}}|^2}{\omega + \varepsilon_{\mathbf{q}} + \varepsilon_{-\mathbf{k}-\mathbf{q}+\mathbf{Q}} - i0^+}. \quad (\text{B15})$$

b. Quartic terms

The four-boson terms are obtained from the higher-order expansion in the HP transformation (B1)

$$S_i^+ \approx \sqrt{2S} \left(a_i - \frac{n_i a_i}{4S} \right), \quad S_i^z = S - n_i. \quad (\text{B16})$$

Using this expansion (B16), the quartic terms come from

$$\begin{aligned} S_i^x S_j^x & \rightarrow -\frac{1}{8} \left((a_i^\dagger + a_i) n_j a_j + (i \leftrightarrow j) + \text{H.c.} \right), \\ S_i^y S_j^y & \rightarrow -\frac{1}{8} \left((a_i^\dagger - a_i) n_j a_j + (i \leftrightarrow j) + \text{H.c.} \right), \\ S_i^z S_j^z & \rightarrow n_i n_j. \end{aligned} \quad (\text{B17})$$

The decoupling of them uses the real-space HF averages

$$\begin{aligned} n & = \langle a_i^\dagger a_i \rangle = \sum_{\mathbf{k}} v_{\mathbf{k}}^2, \quad m_n = \langle a_i^\dagger a_j \rangle = \sum_{\mathbf{k}} \gamma_{\mathbf{k}}^{(n)} v_{\mathbf{k}}^2, \\ \delta & = \langle a_i^2 \rangle = \sum_{\mathbf{k}} u_{\mathbf{k}} v_{\mathbf{k}}, \quad \Delta_n = \langle a_i a_j \rangle = \sum_{\mathbf{k}} \gamma_{\mathbf{k}}^{(n)} u_{\mathbf{k}} v_{\mathbf{k}}, \end{aligned} \quad (\text{B18})$$

with the index $n=1(2)$ for the nearest and next-nearest neighbors, yielding

$$\begin{aligned} S_i^x S_j^x (S_i^y S_j^y) \rightarrow & -\frac{1}{2} \left[(m_n \pm \Delta_n)(n_i + n_j) \right. \\ & + \frac{1}{4} (\Delta_n \pm m_n) (a_i^\dagger a_i^\dagger + a_j^\dagger a_j^\dagger + \text{H.c.}) \\ & + \left(n \pm \frac{\delta}{2} \right) (a_i^\dagger a_j + \text{H.c.}) \\ & \left. + \left(\frac{\delta}{2} \pm n \right) (a_i^\dagger a_j^\dagger + \text{H.c.}) \right], \quad (\text{B19}) \end{aligned}$$

$$S_i^z S_j^z \rightarrow n(n_i + n_j) + (m_n a_i^\dagger a_j + \Delta_n a_i^\dagger a_j^\dagger + \text{H.c.}). \quad (\text{B20})$$

Using (B19) and (B20) in the quartic Hamiltonian from the even part of the model (19), followed by the Fourier transformation, gives a correction to the LSWT model

$$\delta \hat{\mathcal{H}}^{(4)} = \sum_{\mathbf{k}} \left\{ \delta A_{\mathbf{k}} a_{\mathbf{k}}^\dagger a_{\mathbf{k}} - \frac{\delta B_{\mathbf{k}}}{2} (a_{\mathbf{k}}^\dagger a_{-\mathbf{k}}^\dagger + \text{H.c.}) \right\}, \quad (\text{B21})$$

with

$$\begin{aligned} \delta A_{\mathbf{k}} = & -J_{x_0 x_0} (m_1 - \Delta_1 + (n - \delta/2) \gamma_{\mathbf{k}}^{(1)}) \\ & + 2J_{y_0 y_0} (n + m_1 \gamma_{\mathbf{k}}^{(1)}) \\ & - J_{z_0 z_0} (m_1 + \Delta_1 + (n + \delta/2) \gamma_{\mathbf{k}}^{(1)}) \\ & - J_2 (m_2 - \Delta_2 - 2n + (n - \delta/2 - 2m_2) \gamma_{\mathbf{k}}^{(2)}) \\ & - J_{2z_0} (m_2 + \Delta_2 + (n + \delta/2) \gamma_{\mathbf{k}}^{(2)}), \quad (\text{B22}) \end{aligned}$$

$$\begin{aligned} \delta B_{\mathbf{k}} = & -J_{x_0 x_0} \left(\frac{1}{2} (m_1 - \Delta_1) + (n - \delta/2) \gamma_{\mathbf{k}}^{(1)} \right) \\ & - 2J_{y_0 y_0} \Delta_1 \gamma_{\mathbf{k}}^{(1)} \\ & + J_{z_0 z_0} \left(\frac{1}{2} (m_1 + \Delta_1) + (n + \delta/2) \gamma_{\mathbf{k}}^{(1)} \right) \\ & - J_2 \left(\frac{1}{2} (m_2 - \Delta_2) + (n - \delta/2 + 2\Delta_2) \gamma_{\mathbf{k}}^{(2)} \right) \\ & + J_{2z_0} \left(\frac{1}{2} (m_2 + \Delta_2) + (n + \delta/2) \gamma_{\mathbf{k}}^{(2)} \right). \quad (\text{B23}) \end{aligned}$$

Finally, using Bogolyubov transformation in (B21), yields the ω -independent $1/S$ energy correction in (29). Same results for the quartic terms can be obtained using Dyson-Maleev spin representation [85, 86].

4. Self-consistent Hartree-Fock method

Here we provide some further details on the self-consistent HF method discussed in Sec. III D.

The set of the real-space HF averages in (B18), $\{\text{HFs}\} = \{n, \delta, m_1, m_2, \Delta_1, \Delta_2\}$, are found iteratively for

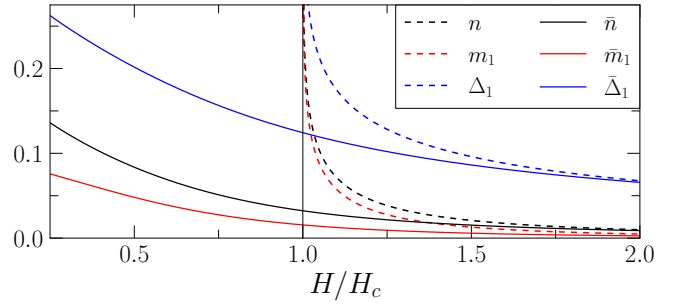


FIG. 14. Representative Hartree-Fock averages vs H , LSWT (dashed lines) and SCHF (solid lines), respectively.

each fixed field value, starting from $H_0 > H_c$ and proceeding by decreasing the field with a small step ΔH .

The initial set of the HF averages, $\{\text{HFs}\}_n^0$, for a field H_n in such a sequence of fields is taken from the final (converged) set of the HF averages from the previous field value, $\{\text{HFs}\}_{n-1}^{\text{final}}$. The exception is the very first field H_0 , which we choose large enough for the LSWT averages from (B18) to be a good starting point, so we use $\{\text{HFs}\}_0^0 = \{\text{HFs}\}_0^{\text{LSWT}}$ for it.

For any field H_n , the self-consistent iterations follow the cycle shown in (30), with the steps for each subsequent iteration summarized as follows:

- 1) At each i th step, the $\{\text{HFs}\}_n^{i-1}$ averages give the quartic-term contributions to the harmonic theory, $\delta \bar{A}_{\mathbf{k}}$ and $\delta \bar{B}_{\mathbf{k}}$, according to the expressions in (B22) and (B23). The LSWT-like eigenvalue problem of the same form as in Eq. (22) with $\bar{A}_{\mathbf{k}} = A_{\mathbf{k}} + \delta \bar{A}_{\mathbf{k}}$ and $\bar{B}_{\mathbf{k}} = B_{\mathbf{k}} + \delta \bar{B}_{\mathbf{k}}$ yields the new set of the Bogolyubov parameters $\bar{u}_{\mathbf{k}}$ and $\bar{v}_{\mathbf{k}}$.
- 2) Using $\bar{u}_{\mathbf{k}}$ and $\bar{v}_{\mathbf{k}}$, a new (temporary) set of HF averages, $\{\text{HFs}\}_n^i$, is calculated using Eq. (B18).
- 3) The input of the HF averages for the next iteration is updated using $\{\text{HFs}\}_n^i = \alpha \{\text{HFs}\}_n^i + (1 - \alpha) \{\text{HFs}\}_n^{i-1}$, where $\alpha \ll 1$ ensures a smooth convergence.
- 4) The cycle of the steps from 1) to 3) is continued until a numerical convergence in the HF averages is reached by meeting a tolerance ϵ between the two subsequent iterations. At this step, the final set $\{\text{HFs}\}_n^{\text{final}}$ for the field H_n is defined. Obviously, it also yields the SCHF magnon eigenenergies $\bar{\epsilon}_{\mathbf{k}}$ and Bogolyubov parameters $\bar{u}_{\mathbf{k}}$ and $\bar{v}_{\mathbf{k}}$ used in our results in Sec. III D and Sec. IV.
- 5) For the next field H_{n+1} , the cycle starts at the step 1) with the converged set of $\{\text{HFs}\}_n^{\text{final}}$ used as the initial condition.

In this work, we have used $H_0 = 3H_c$, $\Delta H = 3 \times 10^{-3}$ meV, $\alpha = 0.01$, and $\epsilon = 10^{-7}$. The stability of this procedure was verified by varying all of these parameters to ensure independence of the results.

Our Fig. 14 illustrates that the logarithmically divergent behavior of the HF averages gets regularized using the SCHF method and that their calculation is successfully extended below the LSWT value of H_c .

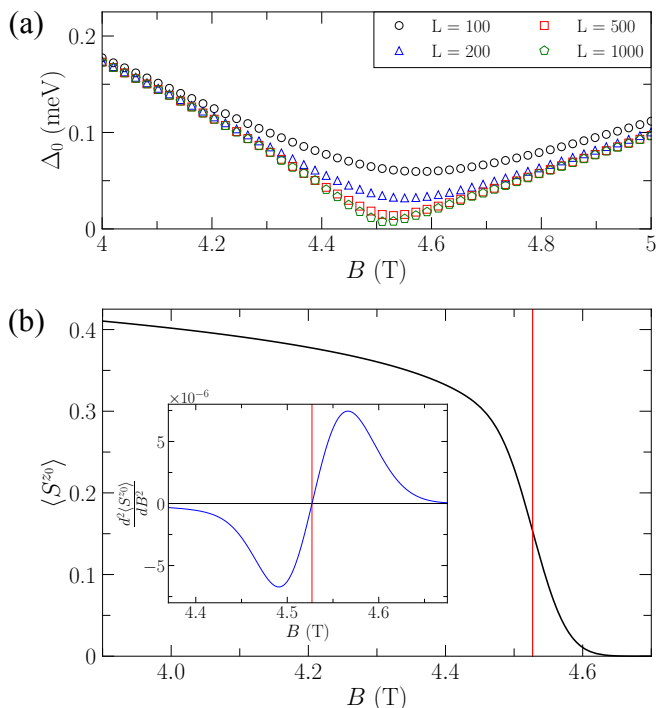


FIG. 15. (a) Energy gap vs field by DMRG for the chains of different length. (b) The expectation value of the spin component $\langle S_i^{z_0} \rangle$ in the ground state along the long chain in a DMRG scan vs field. Vertical line indicates the critical field. Inset shows the second derivative of $\langle S_i^{z_0} \rangle$ vs field.

Appendix C: Results

1. DMRG calculations of the gap

The DMRG simulations for the lowest energy gap in the excitation spectrum of the best-fit model of CoNb_2O_6 as a function of the field that is shown in Fig. 8 in Sec. IV were performed in the chains of up to 500 sites. The gap was obtained by calculating the ground state and the first excited state using the ITensor library [67] for each value of the field. While a good convergence was easily reached for the ground state [84], a larger number of sweeps (about 75) were needed to reach the same accuracy when computing the first excited state.

Fig. 15(a) shows the excitation gap in a narrow field region near the critical field for the chains of lengths up to $L=1000$. One can see that the finite-size effects are appreciable only near the minimum of the gap. Using the $1/L$ extrapolation of the data in Fig. 15(a) for small gaps, we have verified that the $L \rightarrow \infty$ gap vanishes at about 4.52(1) T, the value which is also consistent with the linear $|B - B_c|$ extrapolation of the $L = 1000$ data above the critical field. It is worth noting that in the ordered phase, the finite-size effects lift the ground state degeneracy, with the resultant splitting that can be confused with the *actual* excitation gap close to the critical field, as both reach $\mathcal{O}(10^{-3})$ meV for $L=1000$.

One can also corroborate these results for the critical

field using the ground-state DMRG calculations. Our Fig. 15(b) shows the DMRG scan in the ground state with a slowly varying field in a chain of 5000 sites. The expectation value of the spin component in the Ising direction $\langle S_i^{z_0} \rangle$ suggests a second order phase transition with a critical field at about 4.527(1) T. This value is determined from the inflection point of the curve, with the change on the sign of the second derivative shown in the inset. This result is consistent with the value suggested by the analysis of the gap from Fig. 15(a).

2. Two-magnon kinematics

Here we briefly discuss two aspects of the two-magnon kinematics in the context of the 1D spin model of CoNb_2O_6 : the structure of the two-magnon continuum and kinematics of the magnon decay.

a. The two-magnon continuum

At any given momentum \mathbf{k} , the \mathbf{Q} -shifted two-magnon continuum is defined within the energy range

$$E_{\mathbf{k},\mathbf{q}^*}^{\min} \leq E_{\mathbf{k},\mathbf{q}} = \bar{\varepsilon}_{\mathbf{q}} + \bar{\varepsilon}_{\mathbf{k}-\mathbf{q}+\mathbf{Q}} \leq E_{\mathbf{k},\mathbf{q}^*}^{\max}, \quad (\text{C1})$$

where the boundaries $E_{\mathbf{k},\mathbf{q}^*}^{\min}$ and $E_{\mathbf{k},\mathbf{q}^*}^{\max}$ should be found from the extremum condition $(\partial E_{\mathbf{k},\mathbf{q}}/\partial \mathbf{q})|_{\mathbf{q}^*} = 0$, which translates to the requirement on the group velocities of the two magnons to be equal for the momentum \mathbf{q}^*

$$\bar{\mathbf{v}}_{\mathbf{q}^*} = \bar{\mathbf{v}}_{\mathbf{k}-\mathbf{q}^*+\mathbf{Q}}. \quad (\text{C2})$$

Although, generally, such conditions may require a numerical solution, one class of them, which often describes a majority of the extrema in the two-magnon continua [46, 71], is easy to find analytically. The equivalence of the magnon velocities in (C2) is automatically satisfied when their *momenta* are identical up to a set of the reciprocal lattice vectors. In our case, using that the smallest reciprocal lattice vector is $\mathbf{G} = 2\mathbf{Q}$, one obtains two solutions, $\mathbf{q}_{\pm}^* = (\mathbf{k} \pm \mathbf{Q})/2$, referred to as the “equivalent magnon” solutions below. The energies of the two-magnon continua for them are $E_{\mathbf{k},\mathbf{q}_{\pm}^*} = 2\bar{\varepsilon}_{\mathbf{q}_{\pm}^*}$.

Given the relative simplicity of the magnon dispersion in either the LSWT or SCHF treatment of the model for CoNb_2O_6 , and because of its 1D character, which permits only maxima and minima, these two solutions indeed describe the two edges of the two-magnon continuum and completely exhaust the number singularities in it for most of the \mathbf{k} values, as one can see in Fig. 9, Sec. IV. Our Fig. 16(a) shows the intensity plot of the two-magnon DoS for the best-fit model of CoNb_2O_6 for $B=7$ T from Fig. 9, focusing instead on the vicinity of the Γ point, which provides a clearer view of the significantly richer structure of the continuum in that region.

While additional singularities in the continuum in the 2D and 3D cases are common and are usually associated

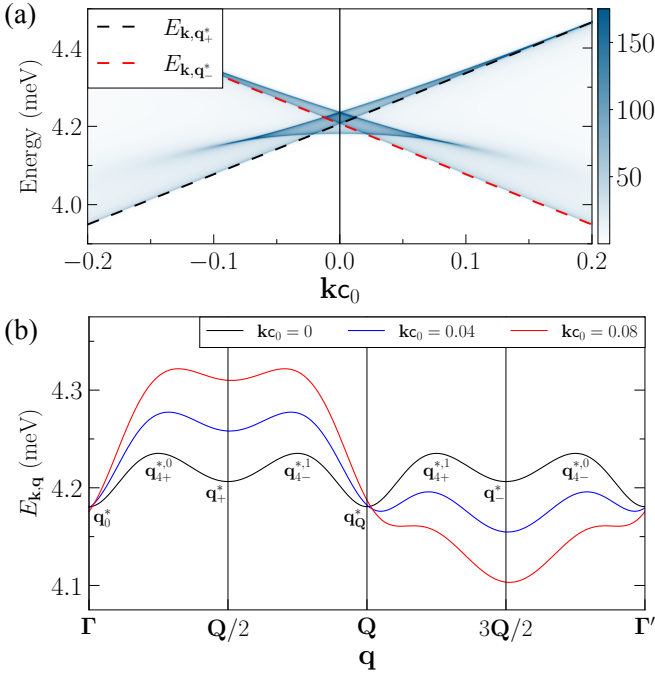


FIG. 16. (a) The two-magnon DoS for the best-fit model of CoNb_2O_6 and $B=7$ T ($H=0.8H_c$) as in Fig. 9, focusing on the vicinity of the Γ point; dashed lines are the equivalent-magnon solutions $E_{\mathbf{k},\mathbf{q}_\pm^*}$. (b) The energy of the two-magnon continuum $E_{\mathbf{k},\mathbf{q}}$ vs \mathbf{q} for several \mathbf{k} , with the extrema corresponding to different solutions for \mathbf{q}^* indicated, see text.

with the saddle points within it [46, 71], the appearance of multiple singularities for the 1D model of CoNb_2O_6 is somewhat of a surprise. In Fig. 16(a), one can see that the equivalent-magnon extrema cease to be the absolute minima and maxima of the continuum and are overtaken by two different ones in the proximity of the Γ point.

Another insight into the structure of the continuum is offered by Fig. 16(b), which shows the \mathbf{q} -cut of the two-magnon continuum for $\mathbf{k}=0$ with the additional minima and maxima, demonstrating that the equivalent-magnon extremum at $\mathbf{q}_\pm^* = \pm\mathbf{Q}/2$ is now a local minimum.

Counterintuitively, this unusual complexity is an outcome of the simplicity and high symmetry of the magnon spectrum. As is discussed in Sec. IV B, away from the small-gap regime near the critical field, the magnon energy can be well-described by the nearest-neighbor hopping approximation, $\bar{\varepsilon}_{\mathbf{q}} \approx E_0 + J_1\gamma_{\mathbf{q}}^{(1)}$, which naturally explains the bow-tie form of the continuum at the Γ point, as the nearest-neighbor hopping terms of $\bar{\varepsilon}_{\mathbf{q}}$ and $\bar{\varepsilon}_{\mathbf{k}-\mathbf{q}+\mathbf{Q}}$ in the continuum (C1) cancel precisely at $\mathbf{k}=0$.

However, the next-nearest-neighbor exchanges (24) and relativistic form of the magnon dispersion (25) produce small, but essential further-neighbor hoppings. Specifically, the finite width of the continuum at the Γ point can only be provided by the effective even-neighbor hoppings. One can verify that the features shown in Fig. 16 can be closely reproduced by the following ap-

proximation for the magnon energy

$$\bar{\varepsilon}_{\mathbf{q}} \approx E_0 + J_1\gamma_{\mathbf{q}}^{(1)} + J_2\gamma_{\mathbf{q}}^{(2)} + J_4\gamma_{\mathbf{q}}^{(4)}, \quad (\text{C3})$$

using $E_0=2.107$, $J_1=-1.4$, $J_2=-0.0065$, and $J_4=-0.01$, all in meV, where $\gamma_{\mathbf{k}}^{(n)} = \cos(nk_c c_0)$ as before.

Using the form in (C3), a simple algebra yields the maxima of the $\mathbf{k}=0$ continuum in Fig. 16(b) at the momenta $\mathbf{q}_{4\pm}^{*,n} = \pm\frac{1}{2}\arccos(-J_2/4J_4) + n\pi$, explicating the essential role of the further-neighbor terms in the additional extrema of the continuum. For small \mathbf{k} , the left pair of these maxima shifts in \mathbf{q} and up in energy linearly with \mathbf{k} , and remains the absolute maxima for a range of \mathbf{k} , while the right pair shifts down in energy, becomes the local maxima, and then ceases to be extremal at the larger \mathbf{k} . In Fig. 16(a), they correspond to the upper singularity, which merges with the one from the equivalent magnons, and to the one that enters the continuum and annihilates with the nearly flat singularity, respectively.

The last and the most curious is the “flat” singularity, which is the absolute minimum of the continuum in Fig. 16(a) at $\mathbf{k}=0$. The corresponding minima of $E_{\mathbf{k},\mathbf{q}}$ in Fig. 16(b) can be found at $\mathbf{q}_0^* \approx -b_0\mathbf{k}$ and $\mathbf{q}_{\mathbf{Q}}^* \approx \mathbf{Q} + b_0\mathbf{k}$, where $b_0 = \frac{1}{2}(J_1/\tilde{J}_0 - 1)$ with $\tilde{J}_0 = 4(J_2 + 4J_4)$. At $\mathbf{k}=0$, one magnon in E_{0,\mathbf{q}^*} is at $\mathbf{q}_0^* = 0$ and the other is at \mathbf{Q} , precisely at the minimum and the maximum of the *single-magnon* band. This arrangement guarantees that the velocities on both sides of Eq. (C2) are zero, fulfilling the extremum condition. It also explains the flatness of the singularity in Fig. 16(a), as the continuum energy is $E_{\mathbf{k},\mathbf{q}_0^*} \approx \bar{E}_0 + 2\tilde{J}_0 b_0^2 \mathbf{k}^2$, with $\bar{E}_0 = 2(E_0 + J_2 + J_4)$.

This completes the consideration of the richer set of the Van Hove singularities in the two-magnon continuum near the Γ point in our model.

b. The kinematics of the two-magnon decay

Generally, a magnon with the momentum \mathbf{k} is kinematically allowed to decay into a pair of magnons if the energy conservation for the single-magnon energy and that of the two-magnon continuum

$$\bar{\varepsilon}_{\mathbf{k}} = E_{\mathbf{k},\mathbf{q}}, \quad (\text{C4})$$

can be satisfied for some momenta \mathbf{q} . This condition naturally separates the \mathbf{k} -space into the stable one, in which (C4) cannot be fulfilled, and the decay region, in which it is fulfilled [46]. They are easy to visualize as having or not having an overlap of the single-magnon branch with the two-magnon continuum, see Fig. 17(a), with the decay threshold boundaries \mathbf{k}^* and $\mathbf{G} - \mathbf{k}^*$ separating the stable region from the decay region.

Such a threshold, or the entry-point of the single-magnon branch into the two-magnon continuum, is necessarily a crossing of the single-magnon branch with the *minimum* of the two-magnon continuum at that \mathbf{k}^* , which, in turn, must correspond to a singularity in it as is discussed above, see also Refs. [46, 71].

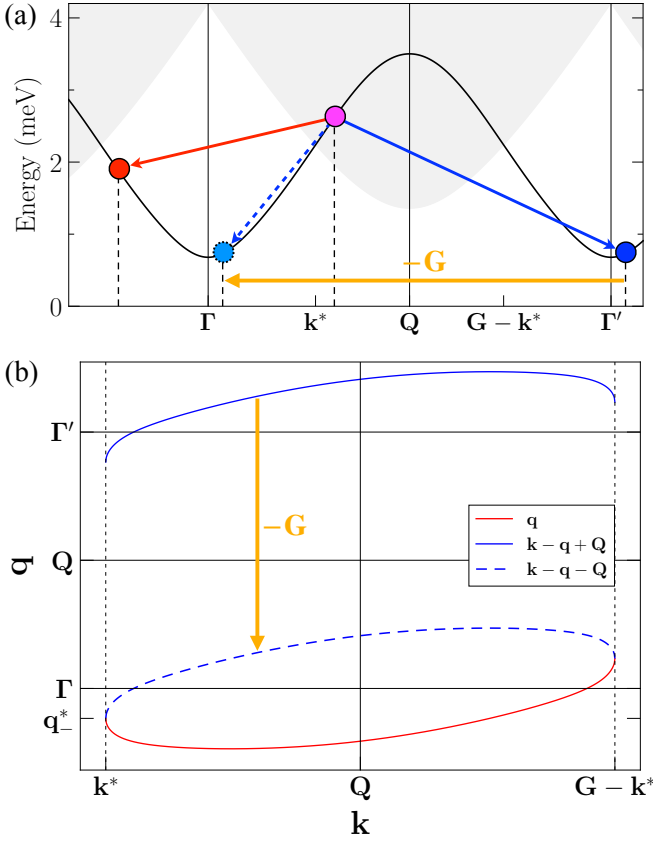


FIG. 17. (a) Schematics of the two-magnon decay of a magnon for $\mathbf{k} > \mathbf{k}^*$; solid line is $\bar{\epsilon}_{\mathbf{k}}$ and shaded area is the continuum. (b) The set of decay \mathbf{q} -points vs \mathbf{k} ; vertical lines are marking decay thresholds \mathbf{k}^* and $\mathbf{G} - \mathbf{k}^*$. Arrows indicate the shift by the reciprocal lattice vector $-\mathbf{G}$. The best-fit model parameters of CoNb_2O_6 and $B=7$ T ($H=0.8H_c$) are used.

In the case relevant to the 1D model of CoNb_2O_6 discussed in this work, the singularity associated with the minimum of the two-magnon continuum away from the Γ point corresponds to the equivalent-magnon solution of the extremum condition in (C2), yielding an equation on the decay threshold boundary \mathbf{k}^*

$$\bar{\epsilon}_{\mathbf{k}^*} = 2\bar{\epsilon}_{(\mathbf{k}^* - \mathbf{Q})/2}, \quad (\text{C5})$$

for $\Gamma \lesssim \mathbf{k}^* \lesssim \Gamma'$. While this equation can be solved numerically for the actual magnon energy $\bar{\epsilon}_{\mathbf{k}}$ of the considered model, a simplified solution for \mathbf{k}^* can be derived analytically using the nearest-neighbor hopping approximation $\bar{\epsilon}_{\mathbf{k}} \approx E_0 + J_1 \gamma_{\mathbf{k}}^{(1)}$ discussed above, which closely describes $\bar{\epsilon}_{\mathbf{k}}$ when the gap Δ_0 is not too small, yielding

$$\mathbf{k}^* = 2 \arcsin \left(\frac{\sqrt{5 + 2\Delta} - 1}{2} \right), \quad (\text{C6})$$

where $\Delta = \Delta_0/|J_1| = E_0/|J_1| - 1$ is the dimensionless gap.

One should also add that the $1/\sqrt{|\Delta\mathbf{k}|}$ singularities in the on-shell magnon spectrum discussed in Sec. IV B are naturally connected to the $1/\sqrt{|\Delta\omega|}$ one-dimensional Van Hove singularities in the two-magnon DoS, with the

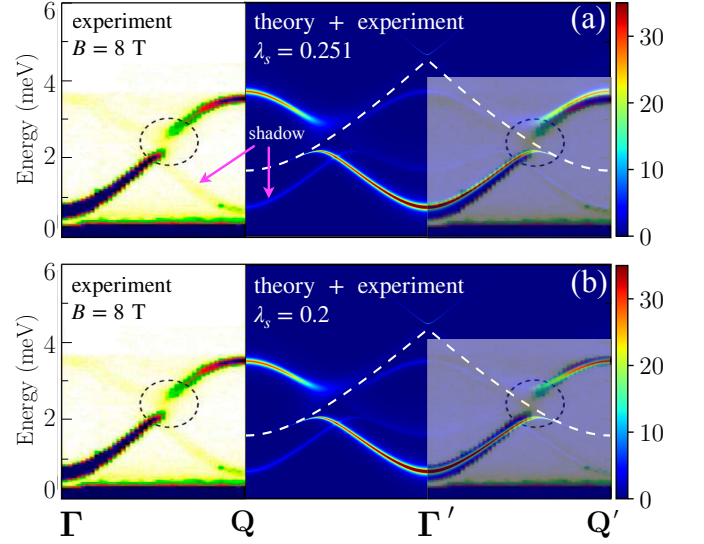


FIG. 18. Same as Fig. 10 in Sec. IV C for the field $B=8$ T.

latter transferred onto the single-magnon energies via the anharmonic coupling.

The kinematic consideration of the energy conservation in Eq. (C4) also allows to trace the evolution of the decay *surfaces*, that is, the sets of the \mathbf{q} values into which decays are possible, as one traverses along the $\bar{\epsilon}_{\mathbf{k}}$ curve vs \mathbf{k} . In the 1D problem considered here, the decay surfaces are, in fact, the pairs of the discrete \mathbf{q} -points. At the decay threshold \mathbf{k}^* , they correspond to the two equivalent points \mathbf{q}^* and $\mathbf{q}^* + \mathbf{G}$, as one can see in Fig. 17(b). As a function of \mathbf{k} , this set of pairs of the \mathbf{q} -points traces a continuous line of the elliptic shape shown in Fig. 17(b), with the schematics in Fig. 17(a) illustrating the decay process. The best-fit parameters of CoNb_2O_6 and $B=7$ T ($H=0.8H_c$) are used in both figures.

3. Dynamical structure factor

Our Fig. 18 presents the comparison of the experimental and theoretical DSFs as in Fig. 10 in Sec. IV C, for the field $B=8$ T.

Appendix D: Longitudinal field effects

1. The excitation gap and the band gap

For the magnetic field tilted in the y_0z_0 (zx) plane, spin components $\tilde{\mathbf{S}}_i$ in the local reference frame, which is tilted by the angle θ away from the y_0 axis, are related to the spin components in the laboratory frame \mathbf{S}_i by

$$\tilde{\mathbf{S}}_i = \hat{\mathbf{R}}_\theta \mathbf{S}_i, \quad (\text{D1})$$

where $\hat{\mathbf{R}}_\theta$ is the rotation matrix

$$\hat{\mathbf{R}}_\theta = \begin{pmatrix} 0 & -\sin\theta & \cos\theta \\ 1 & 0 & 0 \\ 0 & \cos\theta & \sin\theta \end{pmatrix}. \quad (\text{D2})$$

The Hamiltonian in the tilted local frame is

$$\hat{\mathcal{H}} = \sum_{\langle ij \rangle_n} \tilde{\mathbf{S}}_i^T \tilde{\mathbf{J}}_{ij} \tilde{\mathbf{S}}_j - \sum_i \tilde{\mathbf{H}}^T \tilde{\mathbf{S}}_i, \quad (\text{D3})$$

where $n=1, 2$ for the nearest- and next-nearest-neighbor bonds, respectively. The exchange matrices are

$$\tilde{\mathbf{J}}_{ij} = \hat{\mathbf{R}}_\theta^T \hat{\mathbf{J}}_{ij} \hat{\mathbf{R}}_\theta = \begin{pmatrix} \tilde{J}_{ij}^{xx} & \tilde{J}_{ij}^{xy} & \tilde{J}_{ij}^{xz} \\ \tilde{J}_{ij}^{yx} & \tilde{J}_{ij}^{yy} & \tilde{J}_{ij}^{yz} \\ \tilde{J}_{ij}^{zx} & \tilde{J}_{ij}^{zy} & \tilde{J}_{ij}^{zz} \end{pmatrix}, \quad (\text{D4})$$

with the exchange matrices $\hat{\mathbf{J}}_{ij}$ in the laboratory frame from Eqs. (7) and (14), and the rotated field given by

$$\tilde{\mathbf{H}} = \mu \hat{\mathbf{R}}_\theta \hat{\mathbf{g}} \mathbf{B}, \quad (\text{D5})$$

with $\mathbf{B} = B_\perp \hat{y}_0 + B_\parallel \hat{z}_0$ and $\hat{\mathbf{g}}$ being the diagonal g-tensor.

Naturally, the Hamiltonian can be split into the even and odd parts, as before. At the LSWT level of approximation, we only consider the even part that reads

$$\begin{aligned} \hat{\mathcal{H}}_{\text{even}} = \sum_{\langle ij \rangle_n} & \left(\tilde{J}_{ij}^{xx} \tilde{S}_i^x \tilde{S}_j^x + \tilde{J}_{ij}^{yy} \tilde{S}_i^y \tilde{S}_j^y + \tilde{J}_{ij}^{zz} \tilde{S}_i^z \tilde{S}_j^z \right. \\ & \left. + \tilde{J}_{ij}^{xy} \tilde{S}_i^x \tilde{S}_j^y + \tilde{J}_{ij}^{yx} \tilde{S}_i^y \tilde{S}_j^x \right) - \sum_i \tilde{H}^z \tilde{S}_i^z. \end{aligned} \quad (\text{D6})$$

Importantly, compared to the same LSWT consideration in Sec. III B, the diagonal exchanges \tilde{J}_1^{xx} and \tilde{J}_1^{zz} have now acquired bond-dependent contributions from the staggered $J_{y_0 z_0}$ terms because of the local axes tilt. Therefore, the nearest-neighbor bonds in the Hamiltonian (D6) are not equivalent, the unit cell now contains two spins, and two species of bosons need to be introduced with the Holstein-Primakoff transformation that reads

$$\tilde{S}_{\mu l}^z = S - n_{\mu l}, \quad \tilde{S}_{\mu l}^+ \approx \sqrt{2S} a_{\mu l}, \quad (\text{D7})$$

where l and $\mu = 1, 2$ numerate the unit cells of the zigzag chain and the two sublattices, respectively.

The classical energy, obtained from Eq. (D6), is (up to a constant $S^2(J_{y_0 y_0} + J_2)$),

$$\frac{E_{\text{cl}}}{N} = -S H_\perp \cos \theta - S H_\parallel \sin \theta - \frac{S}{2} H_c \sin^2 \theta, \quad (\text{D8})$$

with H_c from Eq. (17). Minimizing Eq. (D8) with respect to θ yields Eq. (43) in Sec. V.

After some algebra, the LSWT Hamiltonian for the two bosonic species can be written in the matrix form

$$\hat{\mathcal{H}} = \frac{1}{2} \sum_{\mathbf{k}} \hat{\mathbf{x}}_{\mathbf{k}}^\dagger \hat{\mathbf{H}}_{\mathbf{k}} \hat{\mathbf{x}}_{\mathbf{k}}, \quad \hat{\mathbf{H}}_{\mathbf{k}} = \begin{pmatrix} \hat{\mathbf{A}}_{\mathbf{k}} & \hat{\mathbf{B}}_{\mathbf{k}} \\ \hat{\mathbf{B}}_{\mathbf{k}}^\dagger & \hat{\mathbf{A}}_{-\mathbf{k}}^* \end{pmatrix}, \quad (\text{D9})$$

where $\hat{\mathbf{x}}_{\mathbf{k}}^\dagger = (a_{1\mathbf{k}}^\dagger, a_{2\mathbf{k}}^\dagger, a_{1-\mathbf{k}}, a_{2-\mathbf{k}})$ are the bosonic vector operators and the 2×2 matrices $\hat{\mathbf{A}}_{\mathbf{k}}$ and $\hat{\mathbf{B}}_{\mathbf{k}}$ are

$$\hat{\mathbf{A}}_{\mathbf{k}} = \begin{pmatrix} A_{\mathbf{k}} & B_{\mathbf{k}} \\ B_{\mathbf{k}}^* & A_{\mathbf{k}} \end{pmatrix}, \quad \hat{\mathbf{B}}_{\mathbf{k}} = \begin{pmatrix} D_{\mathbf{k}} & C_{\mathbf{k}} \\ C_{-\mathbf{k}} & D_{\mathbf{k}}^* \end{pmatrix}, \quad (\text{D10})$$

with

$$\begin{aligned} A_{\mathbf{k}} &= H_\perp c_\theta + H_\parallel s_\theta - 2S(J_{y_0 y_0} + J_2) c_\theta^2 \\ &\quad - 2S(J_{z_0 z_0} + J_{2z_0}) s_\theta^2 + S(J_2(1 + s_\theta^2) + J_{2z_0} c_\theta^2) \gamma_{\mathbf{k}}^{(2)}, \\ B_{\mathbf{k}} &= -S J_{y_0 z_0} s_{2\theta} \tilde{\gamma}_{\mathbf{k}} + S(J_{x_0 x_0} + J_{y_0 y_0} s_\theta^2 + J_{z_0 z_0} c_\theta^2) \gamma_{\mathbf{k}}^{(1)}, \\ C_{\mathbf{k}} &= -S J_{y_0 z_0} s_{2\theta} \tilde{\gamma}_{\mathbf{k}} - S(J_{x_0 x_0} - J_{y_0 y_0} s_\theta^2 - J_{z_0 z_0} c_\theta^2) \gamma_{\mathbf{k}}^{(1)}, \\ D_{\mathbf{k}} &= -S(J_2 - J_{2z_0}) c_\theta^2 \gamma_{\mathbf{k}}^{(2)}, \end{aligned} \quad (\text{D11})$$

with the shorthand notations $c_\theta = \cos \theta$ and $s_\theta = \sin \theta$.

The eigenvalue problem for (D9) can be solved analytically by diagonalizing $(\hat{\mathbf{g}} \hat{\mathbf{H}}_{\mathbf{k}})^2$, with the paraunitary matrix $\hat{\mathbf{g}} = [1, 1, -1, -1]$. Using that $A_{\mathbf{k}} = A_{-\mathbf{k}}$ and $D_{\mathbf{k}}$ are real, $B_{-\mathbf{k}} = B_{\mathbf{k}}^*$, and $C_{-\mathbf{k}} = C_{\mathbf{k}}^*$, we get two branches

$$\begin{aligned} \varepsilon_{1,2\mathbf{k}} &= \sqrt{A_{\mathbf{k}}^2 + |B_{\mathbf{k}}|^2 - |C_{\mathbf{k}}|^2 - D_{\mathbf{k}}^2 \pm 2\sqrt{\mathcal{R}}}, \quad (\text{D12}) \\ \mathcal{R} &= A_{\mathbf{k}}^2 |B_{\mathbf{k}}|^2 + |C_{\mathbf{k}}|^2 D_{\mathbf{k}}^2 - 2A_{\mathbf{k}} D_{\mathbf{k}} \text{Re}[B_{\mathbf{k}} C_{\mathbf{k}}^*] + \text{Im}[B_{\mathbf{k}} C_{\mathbf{k}}^*]^2. \end{aligned}$$

From the spectrum in Eq. (D12), one can obtain expressions for the excitation gap Δ_0 and band gap Δ_b using the canting angle θ calculated numerically from the nonlinear equation (43). For $H_\parallel \ll H_\perp = H_c$, with the approximate solution for the canting angle in Eq. (44), after some algebra in Eq. (D12), the excitation gap is

$$\Delta_0 \approx \alpha_0 H_\parallel^{1/3}, \quad (\text{D13})$$

$$\alpha_0 = \left(\frac{2}{H_c} \right)^{1/3} \sqrt{\frac{3}{2}} H_c \sqrt{1 + \frac{2S(J_{x_0 x_0} - J_{y_0 y_0})}{H_c}},$$

and the band gap

$$\Delta_b \approx \alpha_b H_\parallel^{1/3}, \quad (\text{D14})$$

$$\alpha_b = 2S |J_{y_0 z_0}| \left(\frac{2}{H_c} \right)^{1/3} \sqrt{1 + \frac{J_2 - J_{2z_0}}{J_{z_0 z_0} + 2J_{2z_0}}}.$$

Neglecting small corrections under the square roots leads to the results in Eq. (45).

2. More threshold singularities

The anharmonic cubic coupling in the tilted magnetic field is obtained from the odd part of the Hamiltonian, similarly to the discussion in Sec. III A. Using Eqs. (D4) and (D5), it can be generally written as

$$\hat{\mathcal{H}}_{\text{odd}} = \sum_{\langle ij \rangle_n} \tilde{J}_{ij}^{xz} \left(\tilde{S}_i^x \tilde{S}_j^z + \tilde{S}_i^z \tilde{S}_j^x \right) - \sum_i \tilde{H}^x \tilde{S}_i^x. \quad (\text{D15})$$

There are two resulting types of the cubic coupling, one that retains the staggered structure of such a coupling in the pure transverse field, $\propto J_{y_0 z_0}$, and the other one originating from the tilted component of the spin. In the small longitudinal field regime, $H_\parallel \ll H_\perp = H_c$, the latter is subleading to the former, $\propto \mathcal{O}(J_{z_0 z_0} H_\parallel^{1/3})$, leaving cubic anharmonicity unaffected by the field. The secondary component also corresponds to an unfavorable kinematics for the decays, justifying neglecting it in this regime.

- [1] K. Penc and A. M. Läuchli, Spin Nematic Phases in Quantum Spin Systems, in *Introduction to Frustrated Magnetism: Materials, Experiments, Theory*, edited by C. Lacroix, P. Mendels, and F. Mila (Springer Berlin Heidelberg, Berlin, Heidelberg, 2011) pp. 331–362.
- [2] O. A. Starykh, Unusual ordered phases of highly frustrated magnets: a review, *Rep. Prog. Phys.* **78**, 052502 (2015).
- [3] K. A. Ross, L. Savary, B. D. Gaulin, and L. Balents, Quantum Excitations in Quantum Spin Ice, *Phys. Rev. X* **1**, 021002 (2011).
- [4] J. G. Rau, P. A. McClarty, and R. Moessner, Pseudo-Goldstone Gaps and Order-by-Quantum Disorder in Frustrated Magnets, *Phys. Rev. Lett.* **121**, 237201 (2018).
- [5] J. G. Rau and M. J. Gingras, Frustrated quantum rare-earth pyrochlores, *Annu. Rev. Condens. Matter Phys.* **10**, 357 (2019).
- [6] S. Jiang, J. Romhányi, S. R. White, M. E. Zhitomirsky, and A. L. Chernyshev, Where is the Quantum Spin Nematic?, *Phys. Rev. Lett.* **130**, 116701 (2023).
- [7] S. Jiang, S. R. White, and A. L. Chernyshev, Quantum phases in the honeycomb-lattice J_1 – J_3 ferroantiferromagnetic model, *Phys. Rev. B* **108**, L180406 (2023).
- [8] L. Balents, Spin liquids in frustrated magnets, *Nature* **464**, 199 (2010).
- [9] S. Yan, D. A. Huse, and S. R. White, Spin-Liquid Ground State of the $S = 1/2$ Kagome Heisenberg Antiferromagnet, *Science* **332**, 1173 (2011).
- [10] L. Savary and L. Balents, Quantum spin liquids: a review, *Rep. Prog. Phys.* **80**, 016502 (2017).
- [11] J. Knolle and R. Moessner, A Field Guide to Spin Liquids, *Annu. Rev. Condens. Matter Phys.* **10**, 451 (2019).
- [12] A. Kitaev, Anyons in an exactly solved model and beyond, *Ann. Phys.* **321**, 2 (2006).
- [13] Z. Nussinov and J. van den Brink, Compass models: Theory and physical motivations, *Rev. Mod. Phys.* **87**, 1 (2015).
- [14] M. Hermanns, I. Kimchi, and J. Knolle, Physics of the Kitaev Model: Fractionalization, Dynamic Correlations, and Material Connections, *Annu. Rev. Condens. Matter Phys.* **9**, 17 (2018).
- [15] G. Jackeli and G. Khaliullin, Mott Insulators in the Strong Spin-Orbit Coupling Limit: From Heisenberg to a Quantum Compass and Kitaev Models, *Phys. Rev. Lett.* **102**, 017205 (2009).
- [16] J. Chaloupka, G. Jackeli, and G. Khaliullin, Kitaev-Heisenberg Model on a Honeycomb Lattice: Possible Exotic Phases in Iridium Oxides $A_2\text{IrO}_3$, *Phys. Rev. Lett.* **105**, 027204 (2010).
- [17] H. Liu and G. Khaliullin, Pseudospin exchange interactions in d^7 cobalt compounds: Possible realization of the Kitaev model, *Phys. Rev. B* **97**, 014407 (2018).
- [18] R. Sano, Y. Kato, and Y. Motome, Kitaev-Heisenberg Hamiltonian for high-spin d^7 Mott insulators, *Phys. Rev. B* **97**, 014408 (2018).
- [19] S. K. Choi, R. Coldea, A. N. Kolmogorov, T. Lancaster, I. I. Mazin, S. J. Blundell, P. G. Radaelli, Y. Singh, P. Gegenwart, K. R. Choi, S.-W. Cheong, P. J. Baker, C. Stock, and J. Taylor, Spin Waves and Revised Crystal Structure of Honeycomb Iridate Na_2IrO_3 , *Phys. Rev. Lett.* **108**, 127204 (2012).
- [20] A. Biffin, R. D. Johnson, I. Kimchi, R. Morris, A. Bombardi, J. G. Analytis, A. Vishwanath, and R. Coldea, Noncoplanar and Counterrotating Incommensurate Magnetic Order Stabilized by Kitaev Interactions in γ - Li_2IrO_3 , *Phys. Rev. Lett.* **113**, 197201 (2014).
- [21] R. D. Johnson, S. C. Williams, A. A. Haghighirad, J. Singleton, V. Zapf, P. Manuel, I. I. Mazin, Y. Li, H. O. Jeschke, R. Valentí, and R. Coldea, Monoclinic crystal structure of α - RuCl_3 and the zigzag antiferromagnetic ground state, *Phys. Rev. B* **92**, 235119 (2015).
- [22] J. A. M. Paddison, M. Daum, Z. Dun, G. Ehlers, Y. Liu, M. B. Stone, H. Zhou, and M. Mourigal, Continuous excitations of the triangular-lattice quantum spin liquid YbMgGaO_4 , *Nat. Phys.* **13**, 117 (2017).
- [23] S. M. Winter, Y. Li, H. O. Jeschke, and R. Valentí, Challenges in design of Kitaev materials: Magnetic interactions from competing energy scales, *Phys. Rev. B* **93**, 214431 (2016).
- [24] L. Janssen, E. C. Andrade, and M. Vojta, Magnetization processes of zigzag states on the honeycomb lattice: Identifying spin models for α - RuCl_3 and Na_2IrO_3 , *Phys. Rev. B* **96**, 064430 (2017).
- [25] Z. Zhu, P. A. Maksimov, S. R. White, and A. L. Chernyshev, Disorder-Induced Mimicry of a Spin Liquid in YbMgGaO_4 , *Phys. Rev. Lett.* **119**, 157201 (2017).
- [26] P. A. Maksimov, Z. Zhu, S. R. White, and A. L. Chernyshev, Anisotropic-Exchange Magnets on a Triangular Lattice: Spin Waves, Accidental Degeneracies, and Dual Spin Liquids, *Phys. Rev. X* **9**, 021017 (2019).
- [27] P. A. Maksimov and A. L. Chernyshev, Rethinking α - RuCl_3 , *Phys. Rev. Res.* **2**, 033011 (2020).
- [28] R. L. Smit, S. Keupert, O. Tsyplatyev, P. A. Maksimov, A. L. Chernyshev, and P. Kopietz, Magnon damping in the zigzag phase of the Kitaev-Heisenberg- Γ model on a honeycomb lattice, *Phys. Rev. B* **101**, 054424 (2020).
- [29] W. Witczak-Krempa, G. Chen, Y. B. Kim, and L. Balents, Correlated Quantum Phenomena in the Strong Spin-Orbit Regime, *Annu. Rev. Condens. Matter Phys.* **5**, 57 (2014).
- [30] J. G. Rau, E. K.-H. Lee, and H.-Y. Kee, Spin-Orbit Physics Giving Rise to Novel Phases in Correlated Systems: Iridates and Related Materials, *Annu. Rev. Condens. Matter Phys.* **7**, 195 (2016).
- [31] R. Schaffer, E. K.-H. Lee, B.-J. Yang, and Y. B. Kim, Recent progress on correlated electron systems with strong spin-orbit coupling, *Rep. Prog. Phys.* **79**, 094504 (2016).
- [32] M. Songvilay, J. Robert, S. Petit, J. A. Rodríguez-Rivera, W. D. Rattliff, F. Damay, V. Balédent, M. Jiménez-Ruiz, P. Lejay, E. Pachoud, A. Hadj-Azzem, V. Simonet, and C. Stock, Kitaev interactions in the Co honeycomb antiferromagnets $\text{Na}_3\text{Co}_2\text{SbO}_6$ and $\text{Na}_2\text{Co}_2\text{TeO}_6$, *Phys. Rev. B* **102**, 224429 (2020).
- [33] H. Liu, J. Chaloupka, and G. Khaliullin, Kitaev Spin Liquid in $3d$ Transition Metal Compounds, *Phys. Rev. Lett.* **125**, 047201 (2020).
- [34] R. Zhong, T. Gao, N. P. Ong, and R. J. Cava, Weak-field induced nonmagnetic state in a Co-based honeycomb, *Sci. Adv.* **6**, eaay6953 (2020).

- [35] H. Yang, C. Kim, Y. Choi, J. H. Lee, G. Lin, J. Ma, M. Kratochvířová, P. Proschek, E.-G. Moon, K. H. Lee, Y. S. Oh, and J.-G. Park, Significant thermal Hall effect in the $3d$ cobalt Kitaev system $\text{Na}_2\text{Co}_2\text{TeO}_6$, *Phys. Rev. B* **106**, L081116 (2022).
- [36] P. A. Maksimov, A. V. Ushakov, Z. V. Pchelkina, Y. Li, S. M. Winter, and S. V. Streltsov, *Ab initio* guided minimal model for the “Kitaev” material $\text{BaCo}_2(\text{AsO}_4)_2$: Importance of direct hopping, third-neighbor exchange, and quantum fluctuations, *Phys. Rev. B* **106**, 165131 (2022).
- [37] T. Halloran, F. Desrochers, E. Z. Zhang, T. Chen, L. E. Chern, Z. Xu, B. Winn, M. Graves-Brook, M. B. Stone, A. I. Kolesnikov, Y. Qiu, R. Zhong, R. Cava, Y. B. Kim, and C. Broholm, Geometrical frustration versus Kitaev interactions in $\text{BaCo}_2(\text{AsO}_4)_2$, *Proc. Natl. Acad. Sci. U.S.A.* **120**, e2215509119 (2023).
- [38] W. Yao, Y. Zhao, Y. Qiu, C. Balz, J. R. Stewart, J. W. Lynn, and Y. Li, Magnetic ground state of the Kitaev $\text{Na}_2\text{Co}_2\text{TeO}_6$ spin liquid candidate, *Phys. Rev. Res.* **5**, L022045 (2023).
- [39] P. Pfeuty, The one-dimensional Ising model with a transverse field, *Ann. Phys. (NY)* **57**, 79 (1970).
- [40] R. Coldea, D. A. Tennant, E. M. Wheeler, E. Wawrzynska, D. Prabhakaran, M. Telling, K. Habicht, P. Smeibidl, and K. Kiefer, Quantum Criticality in an Ising Chain: Experimental Evidence for Emergent E_8 Symmetry, *Science* **327**, 177 (2010).
- [41] I. Cabrera, J. D. Thompson, R. Coldea, D. Prabhakaran, R. I. Bewley, T. Guidi, J. A. Rodriguez-Rivera, and C. Stock, Excitations in the quantum paramagnetic phase of the quasi-one-dimensional Ising magnet CoNb_2O_6 in a transverse field: Geometric frustration and quantum renormalization effects, *Phys. Rev. B* **90**, 014418 (2014).
- [42] N. J. Robinson, F. H. L. Essler, I. Cabrera, and R. Coldea, Quasiparticle breakdown in the quasi-one-dimensional Ising ferromagnet CoNb_2O_6 , *Phys. Rev. B* **90**, 174406 (2014).
- [43] M. Fava, R. Coldea, and S. A. Parameswaran, Glide symmetry breaking and Ising criticality in the quasi-1D magnet CoNb_2O_6 , *Proc. Natl. Acad. Sci. U.S.A.* **117**, 25219 (2020).
- [44] L. Woodland, D. Macdougall, I. M. Cabrera, J. D. Thompson, D. Prabhakaran, R. I. Bewley, and R. Coldea, Tuning the confinement potential between spinons in the Ising chain compound CoNb_2O_6 using longitudinal fields and quantitative determination of the microscopic Hamiltonian, *Phys. Rev. B* **108**, 184416 (2023).
- [45] L. Woodland, I. Lovas, M. Telling, D. Prabhakaran, L. Balents, and R. Coldea, Excitations of quantum Ising chain CoNb_2O_6 in low transverse field: Quantitative description of bound states stabilized by off-diagonal exchange and applied field, *Phys. Rev. B* **108**, 184417 (2023).
- [46] M. E. Zhitomirsky and A. L. Chernyshev, Colloquium: Spontaneous magnon decays, *Rev. Mod. Phys.* **85**, 219 (2013).
- [47] P. A. Maksimov, M. E. Zhitomirsky, and A. L. Chernyshev, Field-induced decays in XXZ triangular-lattice antiferromagnets, *Phys. Rev. B* **94**, 140407(R) (2016).
- [48] A. L. Chernyshev and P. A. Maksimov, Damped Topological Magnons in the Kagome-Lattice Ferromagnets, *Phys. Rev. Lett.* **117**, 187203 (2016).
- [49] S. M. Winter, K. Riedl, P. A. Maksimov, A. L. Chernyshev, A. Honecker, and R. Valentí, Breakdown of magnons in a strongly spin-orbital coupled magnet, *Nat. Commun.* **8**, 1152 (2017).
- [50] P. A. Maksimov and A. L. Chernyshev, Easy-plane anisotropic-exchange magnets on a honeycomb lattice: Quantum effects and dealing with them, *Phys. Rev. B* **106**, 214411 (2022).
- [51] T. Coletta, M. E. Zhitomirsky, and F. Mila, Quantum stabilization of classically unstable plateau structures, *Phys. Rev. B* **87**, 060407(R) (2013).
- [52] T. Coletta, S. E. Korshunov, and F. Mila, Semiclassical evidence of columnar order in the fully frustrated transverse-field Ising model on the square lattice, *Phys. Rev. B* **90**, 205109 (2014).
- [53] P. M. Cônsoli, L. Janssen, M. Vojta, and E. C. Andrade, Heisenberg-Kitaev model in a magnetic field: $1/S$ expansion, *Phys. Rev. B* **102**, 155134 (2020).
- [54] S. Khatua, M. J. P. Gingras, and J. G. Rau, Pseudo-Goldstone Modes and Dynamical Gap Generation from Order by Thermal Disorder, *Phys. Rev. Lett.* **130**, 266702 (2023).
- [55] P. D. Loly, The Heisenberg ferromagnet in the self-consistently renormalized spin wave approximation, *J. Phys. C: Solid State Phys.* **4**, 1365 (1971).
- [56] R. Schick, O. Götze, T. Ziman, R. Zinke, J. Richter, and M. E. Zhitomirsky, Ground-state selection by magnon interactions in a fcc antiferromagnet, *Phys. Rev. B* **106**, 094431 (2022).
- [57] C. Heid, H. Weitzel, P. Burlet, M. Bonnet, W. Ganschorek, T. Vogt, J. Norwig, and H. Fuess, Magnetic phase diagram of CoNb_2O_6 : A neutron diffraction study, *J. Magn. Mater.* **151**, 123 (1995).
- [58] C. E. Agrapidis, J. van den Brink, and S. Nishimoto, Ordered states in the Kitaev-Heisenberg model: From 1D chains to 2D honeycomb, *Sci. Rep.* **8**, 1815 (2018).
- [59] W. Yang, A. Nocera, T. Tummuru, H.-Y. Kee, and I. Affleck, Phase Diagram of the Spin-1/2 Kitaev-Gamma Chain and Emergent $SU(2)$ Symmetry, *Phys. Rev. Lett.* **124**, 147205 (2020).
- [60] W. Yang, A. Nocera, and I. Affleck, Comprehensive study of the phase diagram of the spin- $\frac{1}{2}$ Kitaev-Heisenberg-Gamma chain, *Phys. Rev. Res.* **2**, 033268 (2020).
- [61] C. M. Morris, N. Desai, J. Viirik, D. Hüvonen, U. Nagel, T. Rööm, J. W. Krizan, R. J. Cava, T. M. McQueen, S. M. Koohpayeh, R. K. Kaul, and N. P. Armitage, Duality and domain wall dynamics in a twisted Kitaev chain, *Nat. Phys.* **17**, 832 (2021).
- [62] W.-L. You, P. Horsch, and A. M. Oleś, Quantum phase transitions in exactly solvable one-dimensional compass models, *Phys. Rev. B* **89**, 104425 (2014).
- [63] J. Iaconis, C. Liu, G. Halász, and L. Balents, Spin Liquid versus Spin Orbit Coupling on the Triangular Lattice, *SciPost Phys.* **4**, 003 (2018).
- [64] D. L. Bergman, R. Shindou, G. A. Fiete, and L. Balents, Degenerate perturbation theory of quantum fluctuations in a pyrochlore antiferromagnet, *Phys. Rev. B* **75**, 094403 (2007).
- [65] A. L. Chernyshev and M. E. Zhitomirsky, Quantum Selection of Order in an XXZ Antiferromagnet on a Kagome Lattice, *Phys. Rev. Lett.* **113**, 237202 (2014).
- [66] M. E. Zhitomirsky, Real-space perturbation theory for frustrated magnets: application to magnetization plateaus, *J. Phys.: Conf. Ser.* **592**, 012110 (2015).

- [67] M. Fishman, S. R. White, and E. M. Stoudenmire, The ITensor Software Library for Tensor Network Calculations, *SciPost Phys. Codebases*, **4** (2022).
- [68] M. Elliot, P. A. McClarty, D. Prabhakaran, R. D. Johnson, H. C. Walker, P. Manuel, and R. Coldea, Order-by-disorder from bond-dependent exchange and intensity signature of nodal quasiparticles in a honeycomb cobaltate, *Nat. Commun.* **12**, 3936 (2021).
- [69] M. E. Zhitomirsky and A. L. Chernyshev, Instability of Antiferromagnetic Magnons in Strong Fields, *Phys. Rev. Lett.* **82**, 4536 (1999).
- [70] M. Mourigal, M. E. Zhitomirsky, and A. L. Chernyshev, Field-induced decay dynamics in square-lattice antiferromagnets, *Phys. Rev. B* **82**, 144402 (2010).
- [71] A. L. Chernyshev and M. E. Zhitomirsky, Spin waves in a triangular lattice antiferromagnet: Decays, spectrum renormalization, and singularities, *Phys. Rev. B* **79**, 144416 (2009).
- [72] M. Mourigal, W. T. Fuhrman, A. L. Chernyshev, and M. E. Zhitomirsky, Dynamical structure factor of the triangular-lattice antiferromagnet, *Phys. Rev. B* **88**, 094407 (2013).
- [73] D. Macdougall, S. Williams, D. Prabhakaran, R. I. Bewley, D. J. Voneshen, and R. Coldea, Avoided quasiparticle decay and enhanced excitation continuum in the spin- $\frac{1}{2}$ near-Heisenberg triangular antiferromagnet $\text{Ba}_3\text{CoSb}_2\text{O}_9$, *Phys. Rev. B* **102**, 064421 (2020).
- [74] L. Pitaevskii, Properties of the spectrum of elementary excitations near the disintegration threshold of the excitations, *Sov. Phys. JETP* **9**, 830 (1959).
- [75] R. Verresen, R. Moessner, and F. Pollmann, Avoided quasiparticle decay from strong quantum interactions, *Nat. Phys.* **15**, 750 (2019).
- [76] A. L. Chernyshev, Strong quantum effects in an almost classical antiferromagnet on a kagome lattice, *Phys. Rev. B* **92**, 094409 (2015).
- [77] I. G. Gochev, Spin-wave interaction effects in the Néel phase of the J_1 - J_2 - J_3 model, *Phys. Rev. B* **51**, 16421 (1995).
- [78] J. Yang, D.-K. Yu, and J.-L. Shen, A self-consistent approach to the J_1 - J_2 - J_3 model, *Phys. Lett. A* **236**, 589 (1997).
- [79] A. V. Chubukov, S. Sachdev, and T. Senthil, Large- S expansion for quantum antiferromagnets on a triangular lattice, *J. Phys.: Condens. Matter* **6**, 8891 (1994).
- [80] L. Woodland and R. Coldea, private communication. The spectrum gaps and error bars for 7 T [41] and 9 T [44] were extracted from the multi-dimensional data sets using the fitting procedures described in Ref. [44], correcting the 1D gaps for the interchain effects. The error bars in these two cases are smaller than the sizes of the symbols in Fig. 8. The data for 8 T are adapted from Ref. [43].
- [81] A. B. Zamolodchikov, Integrals of motion and S -matrix of the (scaled) $T = T_c$ Ising model with magnetic field, *Int. J. Mod. Phys. A* **04**, 4235 (1989).
- [82] M. Rader and A. M. Läuchli, Finite Correlation Length Scaling in Lorentz-Invariant Gapless iPEPS Wave Functions, *Phys. Rev. X* **8**, 031030 (2018).
- [83] A. L. Chernyshev, Effects of an external magnetic field on the gaps and quantum corrections in an ordered Heisenberg antiferromagnet with Dzyaloshinskii-Moriya anisotropy, *Phys. Rev. B* **72**, 174414 (2005).
- [84] Typically, 5 sweeps and a maximum bond dimension of $m \sim 10$ were needed to ensure good convergence with the truncation error of $\mathcal{O}(10^{-10})$.
- [85] F. J. Dyson, General Theory of Spin-Wave Interactions, *Phys. Rev.* **102**, 1217 (1956).
- [86] S. V. Maleev, Scattering of slow neutrons in ferromagnets, *Sov. Phys. JETP* **6**, 776 (1958).