

Article

Quick Guides for Use of the CompOSE Data Base

Veronica Dexheimer ¹ , Marco Mancini ^{2,3}, Micaela Oertel ³ , Constança Providência ⁴, Laura Tolos ^{5,6,7} and Stefan Typel ^{8,9,*} 

- ¹ Department of Physics, Kent State University, Kent, OH 44242, USA; vdexheim@kent.edu
² Laboratoire IDP—C.N.R.S. UMR 7013—Institut Denis-Poisson, Université d'Orléans-Université de Tours, France; marco.mancini@obspm.fr
³ LUTH, Observatoire de Paris, Université PSL, CNRS, Université Paris Cité, 92190 Meudon, France; micaela.oertel@obspm.fr
⁴ CFisUC, Department of Physics, University of Coimbra, 3004-516 Coimbra, Portugal; cp@uc.pt
⁵ Institute of Space Sciences (ICE, CSIC), Campus UAB, Carrer de Can Magrans, 08193 Barcelona, Spain; tolos@ice.csic.es
⁶ Institut d'Estudis Espacials de Catalunya (IEEC), 08034 Barcelona, Spain
⁷ Frankfurt Institute for Advanced Studies, Ruth-Moufang-Str. 1, 60438 Frankfurt am Main, Germany
⁸ Technische Universität Darmstadt, Fachbereich Physik, Institut für Kernphysik, Schlossgartenstraße 9, 64289 Darmstadt, Germany; stypel@ikp.tu-darmstadt.de
⁹ GSI Helmholtzzentrum für Schwerionenforschung, Theorie, Planckstraße 1, 64291 Darmstadt, Germany
* Correspondence: develop.compose@obspm.fr

Abstract: We present a combination of two quick guides aimed at summarizing relevant information about the COMPOSE nuclear equation of state repository. The first is aimed at nuclear physicists and describes how to provide standard equation of state tables. The second quick guide is meant for users and describes the basic procedures to obtain customized tables with equation of state data. Several examples are included to help providers and users to understand and benefit from the COMPOSE database.

Keywords: COMPOSE repository; users quick guide; providers quick guide

1. Introduction: The CompOSE Data Base

The main purpose of the online service COMPOSE (<https://compose.obspm.fr>) is to provide information and data for different equations of states (EoSs) ready for further use in astrophysical applications, nuclear physics, and beyond, see the review [1] for a general introduction. To that end, COMPOSE contains a repository of EoS data in tabulated form following a common format with information on a large number of thermodynamic properties and, if available, on the chemical composition of dense matter and on microphysical properties of the constituents. COMPOSE not only allows direct downloading of data together with a bibliography on data-related publications, but also provides several tools to handle and customize data, for instance for extracting selected quantities, interpolation of tabulated data, or calculation of additional related quantities. A full documentation with detailed instructions can be found in the full manual [2,3]. Here, we present quick guides for potential providers of EoS data and for users of the COMPOSE service. One word of caution is in order: COMPOSE is designed to evolve and to be extended over time; thus, the presentation below shows the current status (July 2022) and will not be adapted in the future upon the adding of new features to the service.

If you make use of the tables provided by COMPOSE, please cite the publications describing the respective EoS models (available on the COMPOSE web page for each EoS data table), together with the original COMPOSE publications [1–3] and the COMPOSE website <https://compose.obspm.fr>.

arXiv:2311.04715v1 [nucl-th] 8 Nov 2023



Citation: Dexheimer, V.; Mancini, M.; Oertel, M.; Providência, C.; Tolos, L.; Typel, S. Quick Guides for Use of the CompOSE Data Base. *Particles* **2022**, *1*, 1–16. <https://doi.org/>

Academic Editor: Armen Sedrakian

Received:
Accepted:
Published:



Copyright: © 2022 by the authors. Licensee MDPI, Basel, Switzerland. This article is an open access article distributed under the terms and conditions of the Creative Commons Attribution (CC BY) license (<https://creativecommons.org/licenses/by/4.0/>).

2. Instructions for Providers of EoS Data

The success of COMPOSE depends on the support of nuclear physicists providing their data. A collection of EoS models is already incorporated in the COMPOSE database, however, a larger set of EoS from different models is highly desirable. Please contact the COMPOSE core team (develop.compose@obspm.fr) if you wish to contribute.

2.1. Preparation of Tables

In the COMPOSE database, the EoS is assumed to describe dense matter in thermodynamic equilibrium, i.e., thermal and mechanical equilibrium. In addition, it is assumed that all the constituents are in chemical equilibrium with respect to reactions mediated by the strong and electromagnetic interactions. Whether equilibrium with respect to weak β -type reactions is assumed depends on the particular table. Tables designated for application to core-collapse supernovae or binary neutron star mergers do not, whereas the tables constructed to describe cold neutron star matter do, reducing in this case the number of independent particle number densities, i.e., thermodynamic parameters. For EoS models with strangeness-bearing particles, it is assumed that strangeness-changing weak interactions have enough time to equilibrate, in which case there is no constraint related to the strangeness density and the strangeness chemical potential vanishes. Except for the tables of pure hadronic and/or quark matter (without leptons), charge neutrality is assumed to hold. Neutrinos are never included in the present tables, since they are usually treated independently from the EoS in astrophysical simulations, not assuming thermodynamic equilibrium. Photons can be included in finite-temperature tables. In the case of EoS for pure-neutron matter, however, it is supposed that photons are not included.

Quantities in COMPOSE are given in natural units $\hbar = c = k_B = 1$ (for details on unit conversion see the NIST (<https://physics.nist.gov/cuu/Constants/index.html>) or CODATA (<https://www.codata.org>) websites). Particle number densities of all particles i are given by $n_i = N_i/V$ [fm^{-3}], where N_i is the particle number inside the volume V . For particles with half-integer spin at finite temperature, n_i represents the net particle density, i.e., the difference between the number density of particles and antiparticles (see full CompOSE manual [2,3] for the possibility of entering particles and antiparticles separately). For particles with integer spin, particle and antiparticle number densities are given separately. The baryon number density n_B is given by $n_B = N_B/V = \sum_i B_i n_i$ [fm^{-3}], where N_B is the total baryonic number and B_i the baryon number of a given particle, e.g., the baryon number for a quark is $1/3$.

The hadronic (and quark) charge density is given by $n_q = Q/V = \sum'_i Q_i n_i$ [fm^{-3}], where Q is the total electric charge and Q_i is the electric charge of a given particle. The prime indicates that the summation excludes leptons. For a nucleus ${}^A Z_i$, the baryon number and electric charge are the mass number A_i and atomic number Z_i , respectively. Particle fractions are defined as $Y_i = n_i/n_B$ [dimensionless].

The hadronic (and quark) charge fraction, from hereon simply charge fraction, is defined as $Y_q = n_q/n_B$ [dimensionless]. In models with electrons and muons, charge neutrality requires $Y_q = Y_e + Y_\mu = Y_l$, where Y_l is the lepton fraction (not considering neutrinos). Because of the imposed physical conditions, the state of the system is uniquely characterized by the three quantities temperature T [MeV], baryon number density n_B [fm^{-3}], and charge fraction Y_q . The latter variable is used because it is also defined in pure hadronic EoS models that do not include charged leptons.

Table 1 introduces an indexing scheme for the most relevant particles that identifies them uniquely (more can be added upon request—see the full manual). For a nucleus ${}^A Z$, the index is $1000 \cdot A + Z$ and, for the photon γ , the index is 600. Note that it should be stated in the accompanying information if a given EoS includes photon contributions. This should appear in a pdf file (the so-called ‘data sheet’) that includes a short characterisation of the EoS model, relevant references, the meaning of an index I_{phase} for the phases that appear in the tables, considered particle species, parameter ranges, additional quantities provided, etc.

Table 1. Particle indices.

e^-	μ^-	n	p	Δ^-	Δ^0	Δ^+	Δ^{++}	Λ	Σ^-	Σ^0	Σ^+
0	1	10	11	20	21	22	23	100	110	111	112
ρ^-	ρ^0	ρ^+	δ^-	δ^0	δ^+	π^-	π^0	π^+	ϕ	σ_s	K^-
300	301	302	310	311	312	320	321	322	400	410	420
Ξ^-	Ξ^0	ω	σ	η	η'	K^0	\bar{K}^0	K^+	u	d	s
120	121	200	210	220	230	421	422	423	500	501	502

2.2. EoS Tables and Data Format

There are at least four files with numerical data required for an EoS to be included in the COMPOSE repository: three files that specify the discretization scheme of the independent variables temperature, baryon number density, and charge fraction (`eos.t`, `eos.nb`, and `eos.yq`), and a file (`eos.thermo`) with the table of thermodynamic quantities. Additional data on the chemical composition and on microscopic quantities can be collected in two additional files (`eos.compo` and `eos.micro`).

The variables T , n_B , and Y_q are given on a provider-defined grid in which each point is identified by three indices. The values corresponding to these indices are given in separate files (and should ideally have at least eight significant digits):

- **temperature** T [MeV] in file `eos.t`, recommended to increase logarithmically (at least at large temperatures),
- **baryon number density** n_B [fm^{-3}] in file `eos.nb`, recommended to increase logarithmically,
- **charge fraction** Y_q [dimensionless] in file `eos.yq`, recommended to increase linearly in Y_q .

In Section 2.2.5 we list recommended ranges of these parameters for the different types of tables. In these files, the first two lines should be the minimum and maximum indices (representing the respective minimum and maximum values that are given). The following lines give the numerical values of the variables for the indices in ascending order. Each line of the data files `eos.thermo`, `eos.compo`, and `eos.micro`, except the first line in `eos.thermo`, starts with the indices corresponding to the three variables in the order T , n_b , Y_q . In the particular case of β equilibrium and zero temperature, the files `eos.t` and `eos.yq` are simply

$$\begin{array}{ccc} 0 & & 1 \\ 0 & & 1 \\ 0.00000000\text{E}+00 & & 0.00000000\text{E}+00 \end{array}$$

2.2.1. Thermodynamic Properties

These are listed in the file `eos.thermo`. It contains three entries in the first line, namely, the masses of the neutron and proton in MeV, and an integer that indicates if the EoS contains leptons (1) or not (0). The remaining lines contain the following entries

$$i_T \quad i_{n_B} \quad i_{Y_q} \quad \frac{p}{n_B} \quad s \quad \frac{\mu_b}{m_n} - 1 \quad \frac{\mu_q}{m_n} \quad \frac{\mu_l}{m_n} \quad \frac{f}{n_B m_n} - 1 \quad \frac{e}{n_B m_n} - 1 \quad N_{\text{add}} \quad \underbrace{q_1 \quad q_2 \quad \dots}_{N_{\text{add}} \text{ quantities}}$$

corresponding to the indices for temperature, baryon number density, and charge fraction, followed by seven mandatory thermodynamic quantities. These are

- pressure divided by baryon number density p/n_B (MeV),
- entropy per baryon (or entropy density per baryon number density) s ,
- scaled and shifted baryon chemical potential $\mu_B/m_n - 1$,
- scaled charge chemical potential μ_q/m_n ,

- scaled effective lepton chemical potential (set to zero in models without leptons) μ_l/m_n ,
- scaled and shifted free energy per baryon $f/(n_B m_n) - 1$,
- scaled and shifted energy per baryon $e/(n_B m_n) - 1$.

An integer follows, indicating the absence (0) or presence (N_{add}) of N_{add} additional optional thermodynamic quantities to be specified in the data sheet. If the table contains repeated rows with identical indices i_T, i_{n_B}, i_{Y_q} , only the last row is used.

From thermodynamic identities, the free energy density is $f(T, n_B, Y_q) = -p + \sum_i \mu_i n_i$, with particle chemical potentials $\mu_i = B_i \mu_B + Q_i \mu_q + L_i \mu_l$ and lepton numbers L_i that do not distinguish between electrons and muons. In pure hadronic (and quark) models without leptons, it can be written as $f(T, n_B, Y_q) = -p + (\mu_B + Y_q \mu_q) n_B$. In the case that charged leptons are present, charge neutrality requires $Y_l = Y_q$. The condition of (neutrinoless) β equilibrium corresponds to $\mu_l = 0$ (assuming identical lepton chemical potentials of electrons and muons $\mu_{e^-} = \mu_{\mu^-} = \mu_l - \mu_q$) and $f(T, n_B) = -p + \mu_B n_B$.

2.2.2. Composition of Matter (Optional)

This is listed in the file `eos.compo` containing in all lines the entries

$$i_T \quad i_{n_B} \quad i_{Y_q} \quad I_{\text{phase}} \quad N_{\text{pairs}} \quad \underbrace{I_1 \quad Y_{I_1} \quad \dots}_{N_{\text{pairs}} \text{ pairs}} \quad N_{\text{quad}} \quad \underbrace{I_1 \quad A_{I_1}^{\text{av}} \quad Z_{I_1}^{\text{av}} \quad Y_{I_1} \quad \dots}_{N_{\text{quad}} \text{ quadruples}}$$

corresponding again to the indices for temperature, baryon number density, and charge fraction, followed by an index encoding the type of phase (chosen by provider and identified in the data sheet), number of particles (pairs) for which the composition is given, particle pairs in no particular order (particle indices from Table 1 followed by the respective particle charge fractions), number of particle quadruples, particle quadruples (particle indices from Table 1 followed by the respective average mass and charge numbers of the representative nucleus and respective combined charge fraction). In each quadruple, the index I_i specifies a group of nuclei \mathcal{M}_{I_i} with average mass number $A_{I_i}^{\text{av}} = \sum_{j \in \mathcal{M}_{I_i}} (A_j Y_j) / \sum_{j \in \mathcal{M}_{I_i}} Y_j$, average charge number $Z_{I_i}^{\text{av}} = \sum_{j \in \mathcal{M}_{I_i}} (Z_j Y_j) / \sum_{j \in \mathcal{M}_{I_i}} Y_j$, and combined charge fraction $Y_{I_i} = \sum_{j \in \mathcal{M}_{I_i}} Y_j$. In the case that there are no quadruples to report, $N_{\text{quad}} = 0$. The correlation between I_i and \mathcal{M}_{I_i} should appear in the data sheet.

2.2.3. Stellar Information (Optional)

This is listed in the file `eos.mr` containing in the first line the provided quantities (with units) preceded by a “#” sign and in the remaining lines

$$R \quad M \quad \Lambda \quad n_c \tag{1}$$

corresponding to the radius (in km), mass (in solar masses), dimensionless tidal deformability, and central density (in fm^{-3}) of a family of cold β -equilibrated spherical neutron stars obtained from the provided equation of state. The third and fourth columns are optional and more relevant quantities can be added in additional columns.

2.2.4. Microscopic Information (Optional)

This is listed in the file `eos.micro` containing in all lines the entries

$$i_T \quad i_{n_B} \quad i_{Y_q} \quad N_{\text{qty}} \quad \underbrace{K_1 \quad q_{K_1} \quad K_2 \quad q_{K_2} \quad \dots}_{N_{\text{qty}} \text{ pairs}} \tag{2}$$

corresponding again to the indices for temperature, baryon number density, and charge fraction, followed by the number of stored quantities (pairs), the composite correlation indices that identify uniquely the particle or correlation with the physical quantity $K_i = 1000 I_i + J_i$

(I_i found in Tables 1 and 2), and the microscopic quantity index (J_i found in Table 3). The microscopic quantities available so far are the Landau mass m_i^L , the effective Dirac mass m_i^D , the single-particle potential U_i , the vector self-energy V_i , the scalar self-energy S_i , and the size of superconductivity or superfluidity pairing gaps Δ_i (see full manual for more details).

Table 2. Two-body correlation indices (with most relevant channel).

nn (1S_0)	np (1S_0)	pp (1S_0)	np (3S_1)
700	701	702	703

Table 3. Indices for microscopic quantities.

m_i^L/m_{I_i} [Dimensionless]	m_i^D/m_{I_i} [Dimensionless]	U_{I_i} [MeV]	V_{I_i} [MeV]	S_{I_i} [MeV]	Δ_{I_i} [MeV]
40	41	50	51	52	60

2.2.5. Dimensionality of Tables

The recommended dimensions of the EoS data grids are:

- 3D: **general-purpose EoS table** with $N_T^{\max} \times N_{n_B}^{\max} \times N_{Y_q}^{\max} = 81 \times 301 \times 60 = 1,462,860$ data points, not including points with $T = 0$ MeV when increasing logarithmically or $Y_q = 0$. The temperature should start at 0.1 MeV and the baryon number density at 10^{-12} fm^{-3} or below,
- 2D: **zero-temperature EoS table** with $N_{n_B}^{\max} \times (N_{Y_q}^{\max} + 1) = 301 \times 61 = 18,361$ data points. The baryon number density should start at 10^{-12} fm^{-3} or below,
- 2D: **symmetric-matter EoS table** with $N_T^{\max} \times N_{n_B}^{\max} = 81 \times 301 = 24,381$ data points, not including points with $T = 0$ MeV when increasing logarithmically all the way. The temperature should start at 0.1 MeV and the baryon number density at 10^{-12} fm^{-3} or below,
- 2D: **neutron-matter EoS table** with $N_T^{\max} \times N_{n_B}^{\max} = 81 \times 301 = 24,381$ data points, not including points with $T = 0$ MeV when increasing logarithmically all the way. The temperature should start at 0.1 MeV and the baryon number density at 10^{-12} fm^{-3} or below,
- 2D: **EoS table of β -equilibrated matter** with $N_T^{\max} \times N_{n_B}^{\max} = 81 \times 301 = 24,381$ data points, not including points with $T = 0$ MeV when increasing logarithmically all the way. The charge fraction is determined by the condition of charge neutrality and weak chemical equilibrium. The temperature should start at 0.1 MeV and the baryon number density at 10^{-12} fm^{-3} or below,
- 1D: **EoS table of cold-symmetric matter** with $N_{n_B}^{\max} = 301$ data points with $Y_q = 0.5$ and $T = 0$ MeV. The baryon number density should start at 10^{-12} fm^{-3} or below,
- 1D: **EoS table of cold-neutron matter** with $N_{n_B}^{\max} = 301$ data points with $Y_q = 0.0$ and $T = 0$. The baryon number density should start at 10^{-12} fm^{-3} or below,
- 1D: **EoS table of cold β -equilibrated matter** with $N_{n_B}^{\max} = 301$ data points with $T = 0$ MeV. The baryon number density should start at 10^{-12} fm^{-3} or below. Charge fraction is determined by the conditions of charge neutrality and weak chemical equilibrium. This table can be used directly by the library LORENE (<https://lorene.obspm.fr>) to generate neutron-star models, and among others extract the maximum mass.

3. Instructions for Users

There are two equivalent ways to handle and customize data provided by the COMPOSE website. Both are based on the compose software, which is free and anyone can download it. A very convenient way to handle and customize data is thus to use it directly. Alternatively, there is a web interface to the software, accessible via the “Compute” button

for each EoS table, which is free but password restricted. This quick guide describes the basic procedures to obtain a table with EoS data with the help of a number of examples by direct use of the software. It is prepared in particular for first-time users in order to get familiar with the files, the program and the handling. See Appendix A for a summary of the notation we use.

In this quick guide only the preparation of data tables in ASCII format is described using a LINUX based operation system. For an output of data in the HDF5 format, please refer to the full ComPOSE manual [2,3].

3.1. Preparation of Program and Files

Download the compose code from the software section on the COMPOSE web page, where a link to the COMPOSE gitlab can be found (To clone the git repository, please use the https protocol). You will need the files `compose.f90`, `composemodules.f90` and `Makefile`. Copy them to the same directory. Generate the executable by typing

```
make compose ↵
```

The provided version of the `Makefile` employs the `gfortran` compiler, available on many LINUX systems. For another compiler, you have to modify the `Makefile` accordingly.

If during compilation an error related to HDF5 appears, check line 49 of the file `Makefile`. Ensure that it reads

```
HDF5 = 0
```

3.1.1. EoS Data

There are presently four families of EoS tables available in COMPOSE, i.e., General Purpose EoS, Neutron Matter EoS, Cold Neutron Star EoS, and Cold Matter EoS. You will see this option when clicking on “EoS” and then on “Families” in the left column of the COMPOSE web page. The code should run with each of them. Alternatively, you can find the EoS model of your preferred author with the help of the bibliography search on the web page. The files for download can be found by clicking on ‘Details’ for each EoS model. Download the files for your preferred EoS table and move them to the same directory as the code. Note that, by default, the data from all EoS models have the same name. Thus, you should either remove all previous EoS data files before running a new model or create a different directory for each model.

3.1.2. Input Parameters

The code allows calculation of many different quantities, and surely not every user needs all of them. In addition, some of them are only available for selected EoS tables. Therefore, before running the code, the grid in thermodynamic variables (temperature T , baryon number density n_B , and charge fraction Y_q), as well as the desired output quantities have to be specified. This is done with two input parameter files, `eos.parameters` for the grid and `eos.quantities` for the output. Three examples, described below, are available on the web page in the ‘software’ section. Note that if you do not remove the older versions of the input files `eos.parameters` and `eos.quantities`, you will be prompted to overwrite them upon creating new versions.

3.1.3. Generating the Parameter Files

Run the code by typing

```
./compose ↵
```

in a terminal. You will then be prompted to select from three options. Selecting task ‘1’ will guide you to the generation of the `eos.quantities` file, specifying the needed output. Task ‘2’ will guide you to the generation of the `eos.parameters` file, specifying the grid

in thermodynamic variables. Just follow the instructions. Keep in mind that the code is interpolating the EoS data, it is thus not possible to calculate outside the ranges given by your EoS data tables. You can check the ranges for each table on the web page, or in the files `eos.t`, `eos.nb`, and `eos.yq`.

3.2. Running the Code

Once `eos.parameters` and `eos.quantities` are present in your directory, you can run the code with option '3'

```
./compose ↵
3 ↵
```

This should generate in particular a file `eos.table`. The first three columns contain the thermodynamic grid in the order T (MeV), n_B (fm^{-3}), and Y_q with the followings columns providing the quantities specified in `eos.quantities` in the same order and recalled by the terminal output.

Up to seven other files are generated, `eos.init`, `eos.report`, `eos.beta`, `eos.errdistr`, `eos.info.json`, `eos.nb.ns`, and `eos.thermo.ns`. These files are usually not of interest for the first-time user, see the full manual for details.

3.3. Examples

Download the example files from the COMPOSE web page 'software' section. They contain four distinct examples for running the `compose` code.

3.3.1. Generating a Table for β -Equilibrated Matter from a General Purpose EoS

The following steps will allow you to run the `compose` code and generate a table containing the energy per baryon, pressure, and scaled baryon chemical potential ($\mu_B - m_n$) for β -equilibrated matter at a temperature of $T = 100$ keV. This table can be used for solving the equations describing cold β -equilibrated neutron stars. The example has been obtained with the FOP(SFHoY) EoS, see <http://compose.obspm.fr/eos/118/>. Download `eos-beta.zip` from the software section and unpack it. Then enter,

```
cp eos.parameters.beta eos.parameters ↵
cp eos.quantities.beta eos.quantities ↵
./compose ↵
3 ↵
```

You can find a snapshot when running `compose` for this particular case in Appendix B.

The file `eos.table` should then contain the columns

T	n_B	Y_q	\mathcal{E}	p	$\mu_B - m_n$
[MeV]	[fm^{-3}]		[MeV]	[MeV fm^{-3}]	[MeV]

for β -equilibrated matter, where the units are given in parentheses. You can compare the output with the provided data in `eos.table.beta`. The result for the electron fraction as function of baryon number density is shown in Figure 1.

Please note that β -equilibrium is defined here via vanishing lepton chemical potential and obtained by simple root finding. At finite temperature or for trapped neutrinos, it does not necessarily correspond to the physical β -equilibrium.

You can run the present example with any general purpose table containing electrons. Please note that potentially you have to adapt the temperature to the lowest entry in the respective table and the range in baryon number density in the file `eos.parameters` in lines 8 (minimum values, order T, n_B, Y_e) and 9 (maximum values, order T, n_B, Y_e). Output

is generated in this case only if a solution for β -equilibrium is found within the ranges in Y_e of the table.

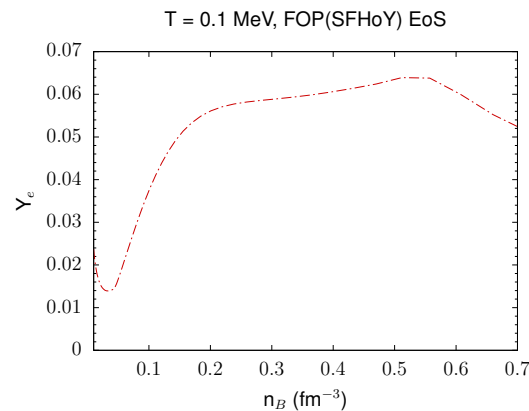


Figure 1. The electron fraction in β -equilibrium for the FOP(SFHoY) EoS at $T = 0.1$ MeV as function of baryon number density.

3.3.2. Generating a Table at Fixed Entropy per Baryon from a General Purpose EoS

The following steps will allow you to run the `compose` code and generate a table containing the energy per baryon, pressure, and scaled baryon chemical potential ($\mu_B - m_n$) at a constant fixed entropy per baryon, $s = 2k_B$ and $Y_e = 0.4$, as function of baryon number density. The example has been obtained with the OMHN(DD2Y) EoS, see <http://compose.obspm.fr/eos/104/>. Download `eos-s.zip` from the software section and unpack it. Then enter,

```
cp eos.parameters.s eos.parameters ↵
cp eos.quantities.s eos.quantities ↵
./compose ↵
3 ↵
```

You can find a snapshot when running `compose` for this particular case in Appendix C.

The file `eos.table` should then contain the columns

T	n_B	Y_q	s	\mathcal{E}	p	$\mu_B - m_n$
[MeV]	[fm^{-3}]		[k_B]	[MeV]	[MeV fm^{-3}]	[MeV]

with the units given in parentheses. Figure 2 displays the result for the temperature as function of baryon number density. You can compare the output with the provided data in `eos.table.s`. You can run the present example with any general purpose table. If the option of fixed entropy per baryon is chosen, the first entries in lines 8–11 of `eos.parameters` concern the minimum and maximum value of s , the number of points, and logarithmic/linear scaling in entropy. Since the EoS tables are generated as a function of temperature, s_{min} and s_{max} depend on baryon number density and hadronic charge fraction. Output is generated in this case only if a solution for the given value of fixed entropy is found within the ranges in temperature of the table for the given value of n_B and Y_q .

3.3.3. Extracting Composition Information from a General Purpose Table

The following steps will allow you to run the `compose` code and generate a table containing the energy per baryon and pressure, as well as all particle fractions as a function of temperature for a general purpose EoS. In the present example, particle fractions for electrons, nucleons, and hyperons are listed, as well as light nuclei and one average heavy nucleus. The Dirac effective mass for neutrons is given too. The example has been obtained

with the FOP(SFHoY) EoS, see <http://compose.obspm.fr/eos/118/>. If you did not yet download it, get eos-3d.zip from the software section and unpack it. Then enter,

```
cp eos.parameters.3d eos.parameters ↵
cp eos.quantities.3d eos.quantities ↵
./compose ↵
3 ↵
```

You can find a snapshot when running compose for this particular case in Appendix D.

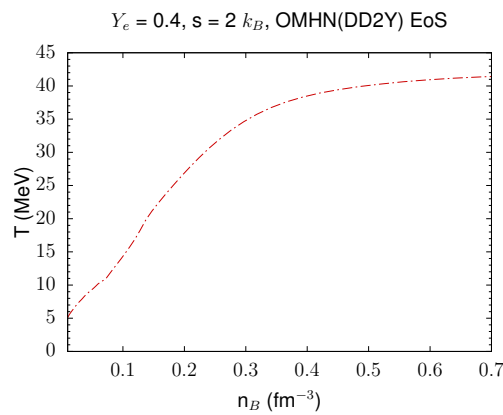


Figure 2. The temperature at constant entropy per baryon $s = 2k_B$ and electron fraction $Y_e = 0.4$ for the OMHN(DD2Y) EoS as function of baryon number density.

The file eos.table should then contain in the columns

T	n_B	Y_q	\mathcal{E}	p	$\{Y_i\}$	Y_{av}	A_{av}	Z_{av}	N_{av}	$\frac{m_n^D}{m_n}$
[MeV]	[fm^{-3}]		[MeV]	[MeV fm^{-3}]						

at $Y_e = 0.3$ and $n_B = 0.01 \text{ fm}^{-3}$ for different values of the temperature. The symbol $\{Y_i\}$ denotes the occurrence of 12 columns of this quantity, in the order $i = n, p, \Lambda, \Sigma^-, \Sigma^0, \Sigma^+, \Xi^-, \Xi^0, {}^4\text{He}, {}^3\text{He}, {}^3\text{H}, {}^2\text{H}$.

You can compare the output with the provided data in eos.table.3d, from which some particle fractions are shown in Figure 3. You can run the present example with any general purpose table. Please note that you will potentially need to adapt the temperature to the lowest entry in the respective table and the range in baryon number density in the file eos.parameters in lines 8 (minimum values) and 9 (maximum values). If you employ a table not containing hyperons, then the number of pairs in line 6 has to be adapted and the indices starting with 100 in line 8 have to be removed. In the same way, if your table does not contain information about individual nuclei, then in line 6 the number of pairs has to be adapted and the four-digit entries in line 8 have to be removed. If the Dirac effective mass is not available, line 10 should contain a 0 and line 12 should be empty. If you run compose with task '1', you will be guided through the generation of a new eos.quantities file.

3.3.4. Extracting Sound Speed and Adiabatic Index from a Cold Neutron Star Table

The following steps will allow you to run the compose code and generate a table containing the energy per baryon, pressure, and scaled baryon chemical potential ($\mu_B - m_n$), as well as squared speed of sound, adiabatic index, and entropy per baryon as a function of baryon number density for a cold neutron star EoS. The example has been obtained with the RG(SkA) EoS, see <http://compose.obspm.fr/eos/96/>. Download eos-ns.zip from the software section and unpack it. Then enter,

```
cp eos.parameters.ns eos.parameters ↵
cp eos.quantities.ns eos.quantities ↵
./compose ↵
3 ↵
```

You can find a snapshot when running compose for this particular case in Appendix E.

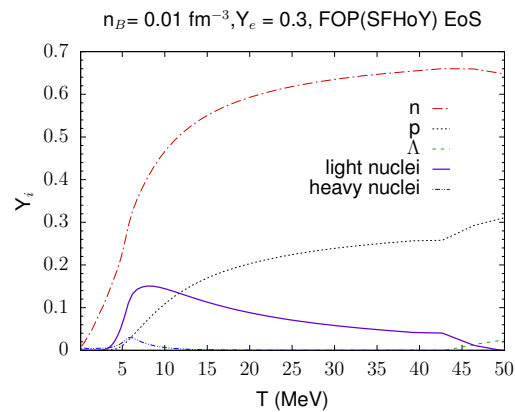


Figure 3. Different particle fractions as function of temperature for the FOP(SFHoY) EoS at $n_B = 0.01 \text{ fm}^{-3}$ and $Y_e = 0.3$.

The file `eos.table` should then contain the columns

T	n_B	Y_q	\mathcal{E}	p	$\mu_B - m_n$	c_s^2	Γ	s
[MeV]	[fm^{-3}]		[MeV]	[MeV fm^{-3}]	[MeV]	[c^2]		[k_B]

at $T = 0 \text{ MeV}$ for β -equilibrated matter. You can compare the output with the provided data in `eos.table.ns`, the result for the sound speed is shown in Figure 4. You can run the present example with any cold neutron star table. Please note that you will potentially need to adapt n_B to the lowest entry in the respective table in the file `eos.parameters` in line 8 and the maximum value in line 9.

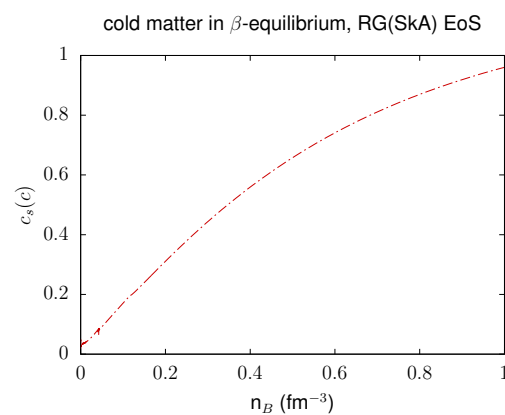


Figure 4. Sound speed as function of baryon number density for the cold β -equilibrated RG(SkA) EoS.

Author Contributions: Set up of the data base and compose software—M.O. and S.T.; web site and web tools—M.M. and M.O.; writing—V.D. and L.T.; review and editing—V.D., M.M., M.O., C.P., L.T., and S.T. All authors have read and agreed to the published version of the manuscript.

Funding: COMPOSE would not be possible without the financial and organisational support from a large number of institutions and individual contributors. We gratefully acknowledge support by the

CompStar network of the European Science Foundation (ESF), the birthplace of the COMPOSE project, the COST actions NewCompStar, and PHAROS, a grant from the Polish Ministry for Science and Higher Education (MNiSW) supporting the “CompStar” activity, by the Instytut Fizyki Teoretycznej of the Uniwersytet Wrocławski, the National Science Centre Poland (Narodowe Centrum Nauki, NCN) within the “Maestro” programme under contract No. DEC-2011/02/A/ST2/00306, by the “hadronphysics3” network within the seventh framework program of the European Union, by the GSI Helmholtzzentrum für Schwerionenforschung GmbH, by the Helmholtz International Center for FAIR within the framework of the LOEWE program launched by the state of Hesse via the Technical University Darmstadt, by the Helmholtz Association (HGF) through the Nuclear Astrophysics Virtual Institute (VH-VI-417), by the ExtreMe Matter Institute EMMI in the framework of the Helmholtz Alliance “Cosmic Matter in the Laboratory”, by the DFG cluster of excellence “Origin and Structure of the Universe”, by the DFG through grant SFB 1245, by the SN2NS project ANR-10-BLAN-0503. L.T. also acknowledges support from CEX2020-001058-M (Unidad de Excelencia “María de Maeztu”), PID2019-110165GB-I00 financed by the spanish MCIN/ AEI/10.13039/501100011033/, as well as by the EU STRONG-2020 project, under the program H2020-INFRAIA-2018-1 grant agreement no. 824093, and the CRC-TR 211 “Strong-interaction matter under extreme conditions”- project No. 315477589—TRR 211. V. D. acknowledges support from the National Science Foundation under grants PHY1748621, MUSES OAC-2103680, and NP3M PHY-2116686. C. P. acknowledges support from the Fundação para a Ciência e Tecnologia under the Projects UIDP/04564/2020 and UIDB/04564/2020.

Data Availability Statement: All data are publicly available on <https://compose.obspm.fr>.

Acknowledgments: We thank Jean-Yves Giot for creating the first version of the COMPOSE web site.

Conflicts of Interest: The authors declare no conflict of interest.

Appendix A. Notations

Table A1. Notations used in the Quick Guides

Symbol	Quantity	Unit
T	temperature	MeV
n_B	baryon number density	fm^{-3}
Y_i	number density fraction of particle i	–
Y_q	hadronic (and quark) charge fraction	–
p	pressure	MeV fm^{-3}
\mathcal{E}	energy per baryon	MeV
m_n	neutron mass	MeV
μ_B	baryon chemical potential	MeV
c_s	speed of sound	c
s	entropy per baryon	k_B

Appendix B. Example of a Table for β -Equilibrated Matter from a General Purpose EoS

```

% cp eos.parameters.beta eos.parameters
% cp eos.quantities.beta eos.quantities
% ./compose

*****
*           Welcome to CompOSE           *
* CompStar Online Supernovae Equations of State *
*           Version 2.17                 *
*           2018/09/07                   *
*****

This program helps to generate user-specified EoS tables
from the EoS tables provided by the CompOSE database at
compose.obspm.fr.

Please select the task number from the following list:

Task 1: Selection of Output Quantities
        (Creates files eos.quantities and eos.init, if not
existing)
Task 2: Definition of Tabulation Scheme and Parameter Values
        (Creates files eos.parameters and eos.init, if not
existing)
Task 3: Generation of EoS Table
        (Creates files eos.table, eos.report,
eos.beta, if possible, and eos.init, if not existing)

% 3

    reading minimum and maximum index from parameter table for
temperature T

    reading minimum and maximum index from parameter table for baryon
number density n_b

    reading minimum and maximum index from parameter table for
hadronic charge fraction Y_q

no file eos.b

    81 entries of parameter table for temperatures read
    308 entries of parameter table for baryon number densities
read
    60 entries of parameter table for charge fraction read

maximum dimension of parameter files =      308

minimum temperature:  0.10000000000000002    MeV
maximum temperature:  158.48931999999979     MeV

minimum baryon number density:  1.000000000000010E-012 fm^-3
maximum baryon number density:  1.9054607179632488    fm^-3

```

Figure A1. Snapshot when running compose for generating a table for β -equilibrated matter from a general purpose EoS.

Appendix C. Example of a Table at Fixed Entropy per Baryon from a General Purpose EoS

```

% cp eos.parameters.s eos.parameters
% cp eos.quantities.s eos.quantities
% ./compose
*****
*           Welcome to CompOSE           *
* CompStar Online Supernovae Equations of State *
*           Version 2.17                 *
*           2018/09/07                   *
*****

This program helps to generate user-specified EoS tables
from the EoS tables provided by the CompOSE database at
compose.obspm.fr.

Please select the task number from the following list:

Task 1: Selection of Output Quantities
        (Creates files eos.quantities and eos.init, if not
existing)
Task 2: Definition of Tabulation Scheme and Parameter Values
        (Creates files eos.parameters and eos.init, if not
existing)
Task 3: Generation of EoS Table
        (Creates files eos.table, eos.report,
        eos.beta, if possible, and eos.init, if not existing)

% 3

    reading minimum and maximum index from parameter table for
temperature T

    reading minimum and maximum index from parameter table for baryon
number density n_b

    reading minimum and maximum index from parameter table for
hadronic charge fraction Y_q

no file eos.b

    81 entries of parameter table for temperatures read
    303 entries of parameter table for baryon number densities
read
    60 entries of parameter table for charge fraction read

maximum dimension of parameter files =      303

minimum temperature:  0.10000000000000002    MeV
maximum temperature:  158.48931999999979     MeV

minimum baryon number density:  1.000000000000010E-012 fm^-3

```

Figure A2. Snapshot when running compose for generating a table at fixed entropy per baryon from a general purpose EoS

Appendix D. Example of the Composition Information from a General Purpose Table

```

% cp eos.parameters.3d eos.parameters
% cp eos.quantities.3d eos.quantities
% ./compose

*****
*           Welcome to CompOSE           *
* CompStar Online Supernovae Equations of State *
*           Version 2.17                 *
*           2018/09/07                 *
*****

This program helps to generate user-specified EoS tables
from the EoS tables provided by the CompOSE database at
compose.obspm.fr.

Please select the task number from the following list:

Task 1: Selection of Output Quantities
        (Creates files eos.quantities and eos.init, if not
existing)
Task 2: Definition of Tabulation Scheme and Parameter Values
        (Creates files eos.parameters and eos.init, if not
existing)
Task 3: Generation of EoS Table
        (Creates files eos.table, eos.report,
eos.beta, if possible, and eos.init, if not existing)

% 3

    reading minimum and maximum index from parameter table for
temperature T

    reading minimum and maximum index from parameter table for baryon
number density n_b

    reading minimum and maximum index from parameter table for
hadronic charge fraction Y_q

no file eos.b

    81 entries of parameter table for temperatures read
    308 entries of parameter table for baryon number densities
read
    60 entries of parameter table for charge fraction read

maximum dimension of parameter files =      308

minimum temperature:  0.10000000000000002    MeV
maximum temperature:  158.48931999999979     MeV

minimum baryon number density:  1.000000000000010E-012 fm^-3
maximum baryon number density:  1.9054607179632488    fm^-3

```

Figure A3. Snapshot when running compose for extracting compositional information from a general purpose table

Appendix E. Example of the Sound Speed and Adiabatic Index from a Cold Neutron Star Table

```

% cp eos.parameters.ns eos.parameters
% cp eos.quantities.ns eos.quantities

% ./compose

*****
*           Welcome to CompOSE           *
* CompStar Online Supernovae Equations of State *
*           Version 2.17                 *
*           2018/09/07                   *
*****

This program helps to generate user-specified EoS tables
from the EoS tables provided by the CompOSE database at
compose.obspm.fr.

Please select the task number from the following list:

Task 1: Selection of Output Quantities
        (Creates files eos.quantities and eos.init, if not
existing)
Task 2: Definition of Tabulation Scheme and Parameter Values
        (Creates files eos.parameters and eos.init, if not
existing)
Task 3: Generation of EoS Table
        (Creates files eos.table, eos.report,
        eos.beta, if possible, and eos.init, if not existing)

% 3

reading minimum and maximum index from parameter table for
temperature T

reading minimum and maximum index from parameter table for baryon
number density n_b

reading minimum and maximum index from parameter table for
hadronic charge fraction Y_q

no file eos.b

1 entries of parameter table for temperatures read
1238 entries of parameter table for baryon number densities
read
1 entries of parameter table for charge fraction read

maximum dimension of parameter files = 1238

minimum baryon number density: 9.9999999999999995E-008 fm^-3
maximum baryon number density: 1.8530819999999999 fm^-3

1238 entries of composition table read

```

Figure A4. Snapshot when running compose for computing sound speed and adiabatic index from a cold neutron star EoS

References

1. Oertel, M.; Hempel, M.; Klähn, T.; Typel, S. Equations of state for supernovae and compact stars. *Rev. Mod. Phys.* **2017**, *89*, 015007.
2. Typel, S.; Oertel, M.; Klähn, T. CompOSE CompStar online supernova equations of state harmonising the concert of nuclear physics and astrophysics compose.obspm.fr. *Phys. Part. Nucl.* **2015**, *46*, 633.

-
3. Typel, S.; Oertel, M.; Klähn, T.; Chatterjee, D.; Dexheimer, V.; Ishizuka, C.; Mancini, M.; Novak, J.; Pais, H.; Providência, C.; et al. CompOSE Reference Manual. *arXiv* **2022**, arXiv:2203.03209.