

Robust Analysis of Auction Equilibria*

Jason Hartline¹, Darrell Hoy, and Sam Taggart²

¹Northwestern University

²Oberlin College

October 6, 2023

Abstract

Equilibria in auctions can be very difficult to analyze, beyond the symmetric environments where revenue equivalence renders the analysis straightforward. This paper takes a robust approach to evaluating the equilibria of auctions. Rather than identify the equilibria of an auction under specific environmental conditions, it considers worst-case analysis, where an auction is evaluated according to the worst environment and worst equilibrium in that environment. It identifies a non-equilibrium property of auctions that governs whether or not their worst-case equilibria are good for welfare and revenue. This property is easy to analyze, can be refined from data, and composes across markets where multiple auctions are run simultaneously.

1 Introduction

Equilibria in auctions can be very difficult to analyze, beyond the symmetric environments where revenue equivalence renders the analysis straightforward. This paper takes a robust approach to evaluating the equilibria of auctions. Rather than identify the equilibria of an auction under specific environmental conditions, it considers worst-case analysis, where an auction is evaluated according to the worst environment and worst equilibrium in that environment. It identifies a non-equilibrium property of auctions that governs whether or not their worst-case equilibria are good for welfare and revenue. This property is easy to analyze, can be refined from data, and composes across markets where multiple auctions are run simultaneously.

Classical economic analyses identify two main drivers of inefficiency: (a) externalities and (b) incomplete information. The analysis of this paper decomposes the performance of auctions into two terms: *competitive efficiency* quantifies the degree to which externalities cause losses in performance and *individual efficiency* quantifies the degree to which incomplete information causes losses in performance.

The quantity of interest for this paper is the *robust efficiency* of mechanisms, i.e., the fraction of the optimal welfare or revenue that is attained in any equilibrium and under any informational

*This paper provides an economic interpretation on results presented in an extended abstract under the title “Price of Anarchy for Auction Revenue” at the fifteenth ACM Conference on Economics and Computation (Hartline et al., 2014). We thank Vasilis Syrgkanis for comments on a prior version of this paper for which simultaneous composition did not hold, for suggesting the study of simultaneous composition, and for perspective on price-of-anarchy methodology.

model. By measuring the efficiency of a mechanism as the ratio of its performance to the optimal performance we obtain bounds that are invariant with respect to the relative magnitudes of the environment.

The analysis of the paper shows that competitive efficiency, as we define it, is a central determinant of whether an auction is good or bad; while individual efficiency is always relatively high. Competitive efficiency can be low when externalities are significant and mechanisms that are more competitively efficient reduce the impact of externalities. On the other hand, individual efficiency — which quantifies the impact of incomplete information — is always relatively high; though, e.g., mechanisms with the winner-pays-bid payment format can be seen as better than those with the all-pay payment format. Applying the philosophy of approximation (Hartline, 2013) to these two concerns: externalities are a critical feature to be treated carefully in mechanism design while incomplete information is more of a detail.

Introducing the notion of competitive efficiency by example, consider any set of bids in a first-price auction. For each agent and this fixed set of bids, there is a minimum bid that serves as a threshold for whether the agent wins or loses. Consider two quantities: (a) the revenue of the auction for the given bids and (b) the optimal revenue of an auction if each agent instead bid their threshold. Quantity (b) is a measure of the level of competition in the auction. The *competitive efficiency* μ is the worst case over bids of the ratio of (a) to (b), this number is at most 1 and numbers closer to 1 are more efficient. For the first-price auction this ratio is $\mu = 1$. The revenue is the highest bid and the thresholds of all losers are equal to the highest bid. Thus, the two terms, (b) the optimal revenue from thresholds and (a) the revenue from bids, are the same.

Even mechanisms that are competitively efficient may lose efficiency due to the inability of the agents to precisely respond to thresholds, i.e., due to incomplete information. Returning to the example of first price auctions, with deterministic equilibrium concepts like pure Nash equilibrium, an agent’s threshold is deterministic, and the agent can respond efficiently. On the other hand, in stochastic equilibrium concepts like Bayes-Nash equilibrium, the threshold an agent faces is stochastic, and the agent cannot respond efficiently. Specifically, when the threshold is below the agent’s value the agent would prefer to bid just above the threshold; however, this threshold is stochastic and the agent must place a single bid. Viewing this threshold as the seller’s outside option, the inability for an agent to respond precisely results in an additional loss of performance. This *individual efficiency* η is a property of the best-response problem faced by the agents and depends on the equilibrium notion (e.g., pure Nash or Bayes-Nash) and payment format (e.g., winner-pays-bid or all-pay).

This paper shows that robust efficiency can be bounded by a combination of the individual efficiencies of the agents and competitive efficiency of the mechanism. The main welfare analysis of this paper proves that, broadly, the fraction of the optimal welfare of an auction in equilibrium is at least the product of the mechanism’s competitive efficiency and the individual efficiency of the agents’ best response problems. For example, we will show that the individual efficiency of the agent’s response for pure Nash equilibria in winner-pays-bid mechanisms is $\eta = 1$. Combined with the competitive efficiency of $\mu = 1$ for the first-price auction, we see that pure Nash equilibria in the first-price auction are fully efficient, i.e., they obtain a $\eta\mu = 1$ fraction of the optimal welfare. (More precisely, pure Nash tend not to exist in the first-price auction, but the same result approximately holds for approximate pure Nash which exist; details given subsequently.) Turning to revenue analysis, the main result paper shows that the fraction of the optimal revenue of an auction with appropriate reserve prices in equilibrium is at least half the

product of its competitive efficiency and the agents' individual efficiency.

Individual efficiency is a property of the agents' best response problem that takes into account the incompleteness of information and the payment format. Thus, it is sufficient to analyze a few canonical models of incomplete information and payment formats. We provide the following individual efficiency results:

- $\eta = (1 - \epsilon)$ for the winner-pays-bid payment format and $(1 - \epsilon)$ -approximate deterministic best-response problems (for any $\epsilon \geq 0$). This result is applicable to pure $(1 - \epsilon)$ -Nash equilibria in deterministic auctions for allocating indivisible goods such as the first-price auction. This result is written for approximate Nash equilibrium rather than exact Nash equilibrium because in winner-pays-bid auctions the latter tends not to exist.
- $\eta = 1 - 1/e \approx 0.63$ for the winner-pays-bid payment format and stochastic best-response problems. This result is applicable to Bayes-Nash equilibria and, more generally, Bayes correlated equilibria with arbitrary information structures.
- $\eta = 1/2$ for the all-pay payment format and stochastic best-response problems. This result is applicable to Bayes-Nash equilibria.

These results quantify the role of incomplete information in the loss of efficiency. When information is complete (in payoffs, actions of opponents, and rules of the mechanism), an agent's best response problem is fully efficient. On the other hand we see that with incomplete information the agent's best response problem can be inefficient, but that inefficiency is bounded by a constant. As mentioned above, the best response problem of winner-pays-bid payment formats mitigates informational inefficiencies more than that of the all-pay payment formats.

As an example, combining these individual efficiency bounds with the competitive efficiency of the first-price auction ($\mu = 1$), the equilibrium welfare is at least an $\eta\mu = 0.63$ fraction of the optimal welfare in equilibrium. The revenue of the first-price auction with per-agent monopoly reserves is at least a $\eta\mu/2 = 0.31$ fraction of the optimal revenue in equilibrium. Recall that these auctions are optimal for welfare and revenue when the agents values are identically distributed, the above robust welfare guarantee holds for all correlated distributions and the above robust revenue guarantee holds for all non-identical product distributions satisfying a standard regularity property. We see from this analysis that, while the first-price auction can be inefficient, it can never be extremely inefficient.

Competitive efficiency is a property of the rules of the auction that map bids to winners, a.k.a., bid allocation rules. Given the individual efficiencies of standard best response problems of the agents, the robust efficiency of a mechanism is approximately governed by its competitive efficiency. Therefore, analysis of robust welfare and revenue of an auction approximately reduces to analysis of its competitive efficiency.

To aid in the analysis of the competitive efficiency we develop a number of closure properties.

- Competitive efficiency is closed under reserve pricing, i.e., the competitive efficiency of mechanism without reserve prices is equal to the competitive efficiency of the mechanism with the worst reserve prices.
- Competitive efficiency is closed under randomizations of mechanism, agent selection, and correlated signaling, i.e., the competitive efficiency of any randomized mechanism on any randomized sets of agents and with any information structure is equal to the competitive efficiency of the worst mechanism in the combination, set of agents, and information

structure. As a consequence, the worst-case competitive efficiency is attained at degenerate randomizations over mechanisms and degenerate information structures. To characterize the competitive efficiency of such families of randomizations, it consequently suffices to analyze the competitive efficiency of simple mechanisms under full information.

- Competitive efficiency is closed under simultaneous composition (when bids are independently distributed), i.e., the competitive efficiency of the worst composite mechanism where a set of mechanisms are run in parallel is equal to the competitive efficiency of the worst mechanism in the set. (In this composition, agents are assumed to be unit-demand, but can bid in multiple mechanisms at once if it is in their best interest.)

These closure properties imply that it is generally sufficient to analyze competitive efficiency of deterministic mechanisms with deterministic selection. Such analyses are fairly straightforward compared to more technically involved analyses of stochastic equilibrium concepts.

The following mechanisms have competitive efficiency $\mu = 1$. Intuitively, in these environments the externalities are only those of one-for-one substitution:

- Single-item multi-unit unit-demand highest-bids-win mechanisms, i.e., there are k identical units for sale and they are allocated to the k -highest bidders. (Note that the first-price auction is the special case where $k = 1$.)
- Rank-by-bid position auctions, i.e., there are k positions with descending weights, and the highest k bidders are assigned to these k positions in order of bid. The agent in the j th highest position receives a unit with probability equal to the j th position weight. (The k -unit auction is a special case where the position weights are all 1.) The position auction model was popularized by the studies of Varian (2007) and Edelman et al. (2007a) of auctions for advertising on Internet search engines.
- (Single-bid) highest-bids-win matching markets, i.e., there are m items and n bidders who each desire a single item from a known subset of the items. The highest-bid-wins rule selects the bidders to match to maximize the sum of the matched bids.
- (Multiple-bid) per-item highest-bids-win matching markets, i.e., there are m items and n bidders who each desire a single item from a unknown subset of items, bids are submitted for each item, and the highest bidder for each item wins it. (For this result, bids are required to be independently distributed in equilibrium.)

These results all follow from a single analysis of the competitive efficiency of bid allocation rules based on greedy algorithms and the above closure properties. Greedy algorithms order the agents by a function of their bids and then allocate to each one in turn, if doing so is feasible. For complicated optimization problems, greedy algorithms are not generally optimal. Our main analysis of competitive efficiency shows that the non-strategic efficiency of the greedy algorithm, i.e., the fraction of the optimal welfare it obtains in non-strategic environments, is equal to its competitive efficiency. The results listed above follow because the greedy algorithm is non-strategically efficient for these environments. Notice that the k -unit highest-bids-win allocation rule is given by the greedy-by-bid algorithm. The highest-bids-win rule for (single-bid) highest-bids-win matching markets can also be implemented greedily. The result for rank-by-bid position auctions additionally views the position auction as a convex combination of multi-unit auctions and invokes the closure of competitive efficiency under convex combinations. The

result for multiple-bid per-item matching markets follows from the closure under simultaneous composition of the first-price auction.

The competitive efficiency of mechanisms can be very bad when externalities between agents are ones of many-for-one complementarities. The classic environment where agents are complements is the single-minded combinatorial auction. Here there are n agents and m items and agents each desire the entirety of known subsets of items. The competitive efficiency of highest-bids-win single-minded combinatorial auctions is $1/m$ and indeed winner-pays-bid highest-bids-win auctions possess equilibria that are $1/m$ efficient. A classical result from the computer science literature on algorithm design, however, shows that there is a greedy algorithm for the single-minded combinatorial allocation problem that is $1/\sqrt{m}$ efficient;¹ thus the winner-pays-bid auction with this greedy bid allocation rule is $1/\sqrt{m}$ competitively efficient. Explicitly designing mechanisms to maximize competitive efficiency can significantly reduce the impact of externalities.

1.1 Related Work

In symmetric environments in the canonical independent private value model second-price, first-price, and all-pay auctions with or without reserves are both welfare and revenue equivalent (Myerson, 1981). In asymmetric models, they are not equivalent, and their equilibria, even under the simplifying assumption that the agents' values are uniformly distributed, (but asymmetrically with different supports) are very difficult to solve for (Kaplan and Zamir, 2012).

An approach from computer science for understanding the potentially complex equilibria of auctions is to give robust bounds on equilibria that do not require exactly identifying an equilibrium. This literature analyzes the robust efficiency, a.k.a., the price of anarchy, of games and mechanisms. Within this literature, this paper builds on the “smooth games” framework of Roughgarden (2009) and the “smooth mechanisms” extension of Syrgkanis and Tardos (2013). In this context, this paper refines the smoothness framework for Bayesian games in two notable ways. First, it decomposes smoothness into two components, separating the consequences of best-response (individual efficiency) from the specifics of a mechanism (competitive efficiency). The former quantifies losses due to incomplete information and the latter quantifies losses due to externalities between agents. Second, the framework is compatible with the analysis of auction revenue by Myerson (1981) and allows for robust bounds on the equilibrium revenue of auctions.

There are two subsequent works with strong connections to our decomposition of robust efficiency into competitive efficiency and individual efficiency. First, Dütting and Kesselheim (2015) show that competitive efficiency, which they call “permeability,” is in fact a necessary condition (we show sufficiency) for the equilibrium welfare of a mechanism to be proven to be good via the smoothness framework. Second, Hoy et al. (2015) show how to derive empirical welfare bounds by measuring the degree to which competitive efficiency and individual efficiency hold, without needing to infer the agents' true values.

Recently, the economics literature has also seen a number of robust treatments of mechanisms. The main distinction between this literature and the present paper is that this literature focuses on absolute performance whereas the present paper (and the computer science literature discussed previously) focuses on robust performance relative to the optimal mechanism. This

¹Computer scientists study greedy algorithms like this one in part because computing the allocation that maximizes the sum of winning bids is believed to be computationally intractable. Thus, we see that greedy algorithms should be preferred as allocation rules for auctions both for their computational tractability and for their competitive efficiency.

difference is significant as absolute robust analysis generally focuses on the settings where the optimal performance is the lowest. On the other hand, analysis relative to the optimal performance requires that the performance is close to what is possible absent concerns of robustness and is invariant to the scale. The relative framework should be preferred when the range of the optimal performance varies significantly or robustness is required at all scales.

The robust analyses in economics identify mechanisms with good worst-case revenue when there is ambiguity with respect to key aspects of the models. For example, Carroll (2017) considers a revenue maximizing seller with multiple items and a buyer with values distributed with known marginals. The correlation structure is ambiguous. He shows that the max-min mechanism is a linear pricing. Brooks and Du (2021) consider the design of revenue optimal common-value auctions that are robust to information structures.

The most related works from the robust mechanism design literature give lower bounds on the performance of standard mechanisms under permissive assumptions on the beliefs of agents. Bergemann et al. (2017) consider a robust analysis of the revenue in a first-price auction with respect to the knowledge of the agents. They derive tight lower bounds on this revenue based on a characterization of the minimum distribution over winning bids. In contrast, though our welfare bounds are tight, our revenue bounds are loose. Bergemann et al. (2019) give worst-case, over information structure, revenue rankings of standard auction formats. In contrast, the bounds of this paper are relative to the optimal performance and apply broadly beyond single-item auctions.

Another strand of literature derives revenue guarantees for the welfare-optimal Vickrey-Clarke-Groves (VCG) mechanism in asymmetric environments. Hartline and Roughgarden (2009) show that VCG with monopoly reserves, a carefully chosen anonymous reserve, or duplicate bidders achieves revenue that is a constant approximation to the revenue optimal auction. Dhangwatnotai et al. (2010) show that the single-sample mechanism, essentially VCG using a single sample from the distribution as a reserve, achieves approximately optimal revenue in broader environments. Roughgarden et al. (2012) showed that in broader environments, including matching environments, limiting the supply of items in relation to the number of bidders gives a constant approximation to the optimal auction. See Hartline (2013) for a survey of results in this area.

In the computer science literature a canonical robust mechanism design problem is that of maximizing the ratio of the revenue from a single-item auction to the optimal auction in worst case over valuation distributions of the agents. This problem was posed by Dhangwatnotai et al. (2015), further considered by Fu et al. (2015) and Allouah and Besbes (2020), and optimally solved by Hartline et al. (2020). These papers aim to design optimal incentive compatible mechanisms. In contrast, the present paper gives robust analyses of standard mechanisms (which are not incentive compatible).

2 Preliminaries

This paper studies mechanisms for single-parameter agents. A mechanism consists of action spaces A_i for each agent i (and joint action space $\mathbf{A} = \prod_i A_i$), an allocation rule $\tilde{\mathbf{x}}$, and a payment rule $\tilde{\mathbf{p}}$. Given the profile \mathbf{a} of actions selected by each agent, the mechanism computes an allocation level $\tilde{x}_i(\mathbf{a}) \in [0, 1]$ and payment $\tilde{p}_i(\mathbf{a}) \in \mathbb{R}$ for each agent i , with $\tilde{\mathbf{x}}(\mathbf{a})$ and $\tilde{\mathbf{p}}(\mathbf{a})$ describing the full profiles of allocations and payments, respectively. For indivisible goods, $\tilde{x}_i(\mathbf{a})$ captures agent i 's probability of service. Each agent i has a value v_i for service, and linear utility

function $\tilde{u}_i^{v_i}(\mathbf{a}) = v_i \tilde{x}_i(\mathbf{a}) - \tilde{p}_i(\mathbf{a})$. We omit the superscript of v_i when it is clear from context.

Allocation for an n -agent mechanism is constrained by a *feasibility environment* \mathcal{X} . For example, in selling a single item, $\mathcal{X} = \{\mathbf{x} \in [0, 1]^n \mid \sum_i x_i \leq 1\}$. Settings we consider will be *downward-closed*, in the sense that for any $\mathbf{x} \in \mathcal{X}$ and any index i , $(0, \mathbf{x}_{-i}) \in \mathcal{X}$. Even fixing a mechanism's payment format (e.g. winner-pays-bid), rich feasibility settings admit a variety of allocation rules. In our analysis framework, competitive efficiency (Section 3) quantifies the consequences of this variation.

We allow a broad range of solution concepts within the private values model,² and take an equilibrium to be a joint distribution over actions and values. Formally, let $\mathbf{V} = V_1 \times \dots \times V_n \subseteq \mathbb{R}_+^n$ be the space of n -agent value profiles. An equilibrium is a joint distribution \mathcal{G} over $\mathbf{V} \times \mathbf{A}$, which may be correlated across agents' actions, agents' values, or between actions and values. Different concepts will impose different best response and independence conditions on these distributions. We use \mathcal{B} and \mathcal{F} to denote the marginal distributions over the action profile \mathbf{a} and value profile \mathbf{v} respectively, with marginal distributions \mathcal{B}_i and \mathcal{F}_i for agent i . Throughout, we maintain the agent-normal form interpretation of the distributions: each agent i is selected from a population with distribution \mathcal{F}_i , and given selection \mathbf{v} the value v_i agents in population i play according to $\mathcal{B} \mid \mathbf{v}$. Given mechanism M and equilibrium \mathcal{G} , our two objectives of interest are revenue, given by $\text{REV}(M, \mathcal{G}) = \mathbb{E}_{\mathbf{a}}[\sum_i \tilde{p}_i(\mathbf{a})]$, and welfare, given by $\text{WELFARE}(M, \mathcal{G}) = \mathbb{E}_{\mathbf{v}, \mathbf{a}}[\sum_i \tilde{u}_i^{v_i}(\mathbf{a})] + \text{REV}(M, \mathcal{G}) = \mathbb{E}_{\mathbf{v}, \mathbf{a}}[\sum_i v_i \tilde{x}_i(\mathbf{a})]$. Separating the bid and value distributions explicitly, we also write $\text{REV}(M, \mathcal{F}, \mathcal{B})$ and $\text{WELFARE}(M, \mathcal{F}, \mathcal{B})$.

The mechanisms we study are non-truthful and depend only minimally on priors. Consequently, these mechanisms often have equilibria with suboptimal welfare or revenue. We therefore pursue robust, or worst-case, approximation analyses, and ask how far from optimal a mechanism can be, quantified over equilibria in a family. Formally, given value distribution \mathcal{F} , denote the optimal expected welfare by $\text{WELFARE}(\text{OPT}, \mathcal{F}) = \mathbb{E}_{\mathbf{v} \sim \mathcal{F}}[\max_{\mathbf{x}^* \in \mathcal{X}} \sum_i v_i x_i^*]$. Fixing a family of value distributions \mathbb{F} (e.g. degenerate, product, or unrestricted), and family of equilibria $\text{EQ}_{\mathcal{F}}(M)$ for each $\mathcal{F} \in \mathbb{F}$ and mechanism M (e.g. ϵ -Nash, Bayes-Nash, Bayes coarse correlated), we study the *robust efficiency*

$$\min_{\mathcal{F} \in \mathbb{F}, \mathcal{G} \in \text{EQ}_{\mathcal{F}}(M)} \frac{\text{WELFARE}(M, \mathcal{G})}{\text{WELFARE}(\text{OPT}, \mathcal{F})}.$$

A high robust efficiency (close to 1) indicates that M is always nearly efficient, whereas a very small value suggests a pathology that might rule out M in practice. By exposing the structural characteristics that influence worst-case performance, our framework can inform robust design. We also show that several commonly-observed formats such as the single-item first-price auction can be explained by their high robust efficiency.

For revenue, we assume independently-distributed values, and compare to the revenue-optimal Bayesian incentive compatible mechanism. Per Myerson (1981), this optimal mechanism can depend intricately on the prior \mathcal{F} over values. Denote the expected revenue of the optimal mechanism $\text{OPT}_{\mathcal{F}}$ for prior \mathcal{F} by $\text{REV}(\text{OPT}_{\mathcal{F}}, \mathcal{F})$. We study mechanisms which are prior-independent except for *monopoly reserves* (defined formally in Section 4), which depend on much less fine-grained information than the form of the Bayesian optimal mechanism. For these mechanisms, we study the ratio

$$\min_{\mathcal{F} \in \mathbb{F}, \mathcal{G} \in \text{EQ}_{\mathcal{F}}(M_{\mathcal{F}})} \frac{\text{REV}(M_{\mathcal{F}}, \mathcal{G})}{\text{REV}(\text{OPT}_{\mathcal{F}}, \mathcal{F})},$$

²In particular, values are not interdependent, but may be correlated unless explicitly stated otherwise.

where $M_{\mathcal{F}}$ denotes mechanism M endowed with monopoly reserve prices for \mathcal{F} .

3 Competitive Efficiency

In this section, we formally define competitive efficiency. Competitive efficiency depends only on the rules of the mechanism. Importantly, it does not depend on preferences, information, or strategies of agents; nor does it depend on relationships between these. As we will see in Section 4, this parameter governs the extent to which equilibria in the mechanism obtain good welfare and revenue, and is robust to specifics that are typically critical for equilibria such as preferences, information, and strategies.

For the time being we restrict the analysis to *winner-pays-bid* mechanisms. In such a mechanism, each agent i 's action is a single real-valued bid b_i .³ Given a single-bid allocation rule $\tilde{\mathbf{x}}$, the winner-pays-bid mechanism for $\tilde{\mathbf{x}}$ has payment rule $\tilde{p}_i(\mathbf{b}) = b_i \tilde{x}_i(\mathbf{b})$. Section 5 extends this section's analysis to general mechanisms. Competitive efficiency compares two quantities: *threshold surplus*, which quantifies the level of competition each agent faces, and the revenue of the mechanism. Hence, competitive efficiency measures the extent to which competition translates into revenue. We first consider deterministic allocation rules without reserve prices under full information, where this comparison is particularly straightforward. Competition can be easily quantified by the *threshold bid* that each agent's bid must exceed to win.

Definition 1. *In an (implicit) deterministic single-bid rule $\tilde{\mathbf{x}}$ and a profile of bids \mathbf{b} , we summarize agent i 's competition by the threshold bid $\hat{b}_i(\mathbf{b}_{-i}) = \inf\{b_i \mid \tilde{x}_i(b_i, \mathbf{b}_{-i}) = 1\}$ that the agent must outbid to win. Denote the threshold surplus for allocation y_i by $T_i(y_i) = \hat{b}_i y_i$. Threshold surplus for deterministic rules is depicted in Figure 1a.*

Definition 2. *The competitive efficiency of a winner-pays-bid mechanism with deterministic allocation rule $\tilde{\mathbf{x}}$ is the largest μ such that, for any profile of bids \mathbf{b} and any feasible allocation \mathbf{y} , the revenue is at least a μ fraction of the threshold surplus.*

$$\text{REV}(M, \mathbf{b}) \geq \mu \sum_i T_i(y_i). \tag{1}$$

Later in this section, we will identify a number of deterministic mechanisms of interest for which the competitive efficiency defined by Definition 2 is easy to analyze. This definition is tractable because threshold surplus is a simple linear function of the allocation, i.e., $\sum_i T_i(y_i) = \sum_i \hat{b}_i y_i$. To illustrate, consider the single-item highest-bid-wins rule, which has competitive efficiency $\mu = 1$. Given bids, the threshold bids of losers are the highest bid; the threshold bid of the winner is the second highest bid. Thus, both the optimal threshold surplus and the revenue are equal to the highest bid (see the formal treatment in Section 3.1).

The definition of competitive efficiency extends naturally to allocation rules with reserves, as well as to uncertainty in the auction environment. (Such uncertainty could come from randomized allocations or from random selection of participants in the auction, captured by the value distribution.) The general definition of competitive efficiency will enable quantification of welfare and revenue over the more complicated mechanisms and equilibria arising from reserves and randomness. Importantly, though, extension theorems given subsequently will allow us to characterize competitive efficiency in these environments via analysis of simpler mechanisms with full information and no reserves using Definition 2.

³We use the notation b_i for actions in single-bid mechanisms, and a_i for actions in general mechanisms.

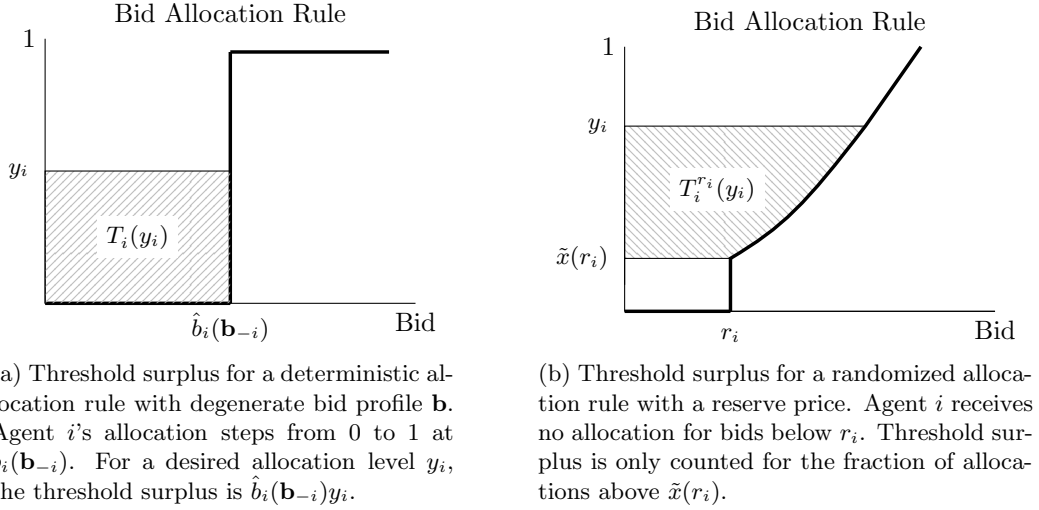


Figure 1

Reserve prices make it harder for an agent to receive allocation, but do not result in revenue when not met. For the general definition of competitive efficiency to compare revenue and competition, it must therefore discount reserves. We incorporate reserves to mechanism in the following generic way. Given profile of reserves \mathbf{r} and a mechanism with single-bid rule $\tilde{\mathbf{x}}$, the new rule $\tilde{\mathbf{x}}^{\mathbf{r}}$: (1) Solicits a bid b_i from each agent i . (2) For each agent i , if $b_i < r_i$, sets $\tilde{b}_i = 0$, else $\tilde{b}_i = b_i$. (3) Allocates according to $\tilde{\mathbf{x}}(\tilde{\mathbf{b}})$. We typically consider adding reserves to rules where bidding 0 guarantees an agent goes unallocated, i.e. $\tilde{x}_i(0, \mathbf{b}_{-i}) = 0$.

With uncertainty in the auction environment, the competition for an agent i with value v_i now depends on the distribution of other agents' bids, which may be correlated with v_i . Because threshold bids are no longer deterministic, the competition faced by an agent now depends on the desired level of allocation. For the general definition of competitive efficiency to quantify competition, it must account for this range of options. To this end, define the interim allocation rule for value v_i by $\tilde{x}_i(b | v_i) = \mathbb{E}_{\mathbf{v}_{-i}, \mathbf{b}_{-i} | v_i}[\tilde{x}_i(b, \mathbf{b}_{-i})]$, and define its inverse as $t_i(x | v_i) = \inf\{b | \tilde{x}_i(b | v_i) \geq x\}$. The inverse $t_i(x | v_i)$ now quantifies agent i 's obstacles to allocation at every allocation level x , and allows us to generalize threshold surplus. Intuitively, an agent faces strong competition if bids above the reserve generally yield low allocation.

Definition 3. For an (implicit) single-bid allocation rule $\tilde{\mathbf{x}}$ with (implicit) reserves \mathbf{r} and joint distribution \mathcal{G} over bids and values, the competition faced by agent i with value v_i for obtaining allocation y_i is summarized by the threshold surplus with discounted reserve, defined as $T_i(y_i | v_i) = \int_{\tilde{x}_i(r_i | v_i)}^{y_i} t_i(x | v_i) dx$. With the reserve price denoted explicitly, define $T_i^{r_i}(y_i | v_i)$. The general definition of threshold surplus is depicted in Figure 1b.

Competitive efficiency compares revenue to threshold surplus for feasible allocations. Definition 2 defined competitive efficiency in terms of deterministic allocations. With randomized values, we now consider randomized, *interim* allocations. Taking the view of the value distribution as defining populations of agents, an interim allocation level defines a feasible allocation probability for each agent in each population. Formally, let \mathbf{y} be an ex post allocation function, mapping value profiles to feasible allocations $\mathbf{y}(\mathbf{v}) \in \mathcal{X}$. The interim allocation for agent i with value v_i we denote by $y_i(v_i) = \mathbb{E}_{\mathbf{v}_{-i} | v_i}[y_i(\mathbf{v}) | v_i]$. Overloading notation, a profile of interim

allocation functions $\mathbf{y} = (y_1(\cdot), \dots, y_n(\cdot))$ is *feasible* if it is induced by some feasible ex post allocation function.

Definition 4. *The competitive efficiency of a winner-pays-bid mechanism with (randomized) allocation rule $\tilde{\mathbf{x}}$ for value distribution \mathcal{F} is the largest μ such that, for any joint distribution $(\mathcal{F}, \mathcal{B})$ over values and bids where values follow \mathcal{F} , and any feasible profile \mathbf{y} of interim allocation functions, the expected revenue is at least a μ fraction of the threshold surplus:*

$$\text{REV}(M, \mathcal{F}, \mathcal{B}) \geq \mu \sum_i \mathbb{E}_{v_i \sim \mathcal{F}_i} [T_i(y_i(v_i) | v_i)]. \quad (2)$$

The competitive efficiency for a family of allocation rules over a family of value distributions is the smallest competitive efficiency of any rule in the first family over any distribution in the second. We refer to a rule's competitive efficiency over all value distributions simply as its competitive efficiency.

Definition 4 generalizes the simpler Definition 2 to randomized bid profiles over populations of participants. Though Definition 4 depends on the value distribution \mathcal{F} , we show via closure properties that a rule's competitive efficiency on all distributions can be analyzed by considering any single distribution, including a degenerate one. It will therefore often suffice to work with the simpler Definition 2 to characterize the competitive efficiency of Definition 4. Conceptually, this shows that competitive efficiency depends only on the rules of the mechanism.

We now derive two closure properties of competitive efficiency (Definition 4). The first is that competitive efficiency is closed with respect to reserve prices, i.e., if a mechanism has competitive efficiency μ without reserves, then its competitive efficiency with reserves is μ . Then, we consider the impact of two types of randomization on competitive efficiency. First, we consider randomization over mechanisms. In other words, if the lowest competitive efficiency of any rule in a family of winner-pays-bid mechanisms is μ then the competitive efficiency of any convex combination of mechanisms in the family is at least μ . Second, we study closure under mixture over priors. We start with closure under reserves.

Lemma 5. *Competitive efficiency is closed under reserve pricing, i.e., given a mechanism M with competitive efficiency μ on \mathcal{F} (without reserves), competitive efficiency of M with reserves on \mathcal{F} is also μ .*

Proof of Lemma 5. Let M be a mechanism with competitive efficiency μ without reserves (equivalently with reserves $\mathbf{0}$) on value distribution \mathcal{F} . We will show that adding any profile of reserves \mathbf{r} yields a mechanism $M^{\mathbf{r}}$ with competitive efficiency at least μ with reserves \mathbf{r} on \mathcal{F} . That is, the worst-case competitive efficiency over M with any reserves is achieved by $M^{\mathbf{0}}$. Let $\tilde{\mathbf{x}}$ and $\tilde{\mathbf{x}}^{\mathbf{r}}$ denote the allocation rules of M and $M^{\mathbf{r}}$, respectively.

For a bid distribution \mathcal{B} , let $\mathcal{B}^{\mathbf{r}}$ denote the bid distribution obtained by setting to 0 all bids $b_i < r_i$ failing to meet the reserves \mathbf{r} . The main ideas of the proof are that (a) outcomes are equivalent for $\tilde{\mathbf{x}}^{\mathbf{0}}$ on $\mathcal{B}^{\mathbf{r}}$ and $\tilde{\mathbf{x}}^{\mathbf{r}}$ on \mathcal{B} , and (b) fixing the bid allocation rules, reserves only lower threshold surplus. Thus, a competitive efficiency without reserves implies the same competitive efficiency with reserves. We adopt the following notation that makes the allocation rule $\tilde{\mathbf{x}}$ and bid distribution \mathcal{B} explicit in our notation for threshold surplus with discounted reserve $T_i^{r_i}(x, \tilde{\mathbf{x}}, \mathcal{B} | v_i) = T_i^{r_i}(x | v_i)$. Zero reserves will be explicitly designated as such.

Consider the following analysis, with subsequent discussion:

$$\text{REV}(M^{\mathbf{r}}, \mathcal{F}, \mathcal{B}) = \text{REV}(M^{\mathbf{0}}, \mathcal{F}, \mathcal{B}^{\mathbf{r}}) \quad (3)$$

$$\geq \mu \sum_i \mathbb{E}_{v_i} [T_i^0(y_i(v_i), \tilde{\mathbf{x}}^{\mathbf{0}}, \mathcal{B}^{\mathbf{r}} | v_i)] \quad (4)$$

$$= \mu \sum_i \mathbb{E}_{v_i} [T_i^0(y_i(v_i), \tilde{\mathbf{x}}^{(0, \mathbf{r}-i)}, \mathcal{B} | v_i)] \quad (5)$$

$$\geq \mu \sum_i \mathbb{E}_{v_i} [T_i^{r_i}(y_i(v_i), \tilde{\mathbf{x}}^{(0, \mathbf{r}-i)}, \mathcal{B} | v_i)] \quad (6)$$

$$= \mu \sum_i \mathbb{E}_{v_i} [T_i^{r_i}(y_i(v_i), \tilde{\mathbf{x}}^{\mathbf{r}}, \mathcal{B} | v_i)]. \quad (7)$$

Equations (3) and (5) follow by the equivalence of outcomes from reserves in the allocation rule and reserves in the bids. Equation (4) follows from the assumed competitive efficiency of $M^{\mathbf{0}}$. Equation (6) follows from the definition of threshold surplus with discounted reserves; i.e., discounting reserves lowers the threshold surplus. Equation (7) follows because $T_i^{r_i}(\cdot | v_i)$ considers only allocation levels above $\tilde{x}_i(r_i | v_i)$. Combining the sequence of inequalities we observe that $M^{\mathbf{r}}$ has competitive efficiency at least μ on bid distribution \mathcal{B} . \square

Closure under convex combination of both mechanisms and value distributions will follow from a single convexity argument. The definitions of each are below, followed by a proof encompassing both.

Definition 6. Let $\theta \sim U[0, 1]$ be a uniform random variable indexing over mechanisms M^θ with allocation rules $\tilde{\mathbf{x}}^\theta$ and feasibility environments \mathcal{X}^θ . The convex combination of these mechanisms has allocation rule $\tilde{\mathbf{x}}(\mathbf{b}) = \mathbb{E}_\theta[\tilde{\mathbf{x}}^\theta(\mathbf{b})]$. The corresponding feasibility environment is $\mathcal{X} = \{\mathbf{x} = \mathbb{E}_\theta[\mathbf{x}^\theta] : \forall \theta \in [0, 1], \mathbf{x}^\theta \in \mathcal{X}^\theta\}$.

Definition 7. Let $\omega \sim U[0, 1]$ be a uniform random variable indexing over value distributions \mathcal{F}^ω . To draw from the convex combination of these distributions \mathcal{F} , draw $\omega \sim U[0, 1]$ then draw $\mathbf{v} \sim \mathcal{F}^\omega$.

Lemma 8. Competitive efficiency is closed under convex combination of allocation rules and of value distributions, i.e. (i) if a rule $\tilde{\mathbf{x}}$ has competitive efficiency μ on a family of priors \mathcal{F} , then it has competitive efficiency μ on the family of convex combinations over \mathcal{F} ; (ii) if the family of rules \mathcal{X} has competitive efficiency μ on prior \mathcal{F} , then the family of convex combinations over \mathcal{X} also has competitive efficiency μ on \mathcal{F} .

Proof. Let M be a convex combination of mechanisms indexed by θ (with corresponding allocation rules $\tilde{\mathbf{x}}^\theta$, feasibility settings \mathcal{X}^θ , and combinations $\tilde{\mathbf{x}}$ and \mathcal{X}). Further let \mathcal{F} be a convex combination of distributions, indexed by ω . Assume for all θ and ω , M^θ has competitive efficiency at least μ on \mathcal{F}^ω . We will argue that M has competitive efficiency at least μ on \mathcal{F} . This implies both stated claims, as either convex combination could be trivial.

Let \mathbf{y} map value profiles to allocations feasible for the convex combination environment \mathcal{X} . Then for each profile \mathbf{v} , we can write $\mathbf{y}(\mathbf{v}) = \mathbb{E}_\theta[\mathbf{y}^\theta(\mathbf{v})]$ for some collection of allocation functions \mathbf{y}^θ respectively feasible for \mathcal{X}^θ . Moreover, for an agent i with value v_i the interim allocation $y_i(v_i) = \mathbb{E}_{\mathbf{v}}[y_i(\mathbf{v}) | v_i]$ satisfies $y_i(v_i) = \mathbb{E}_{\theta, \omega}[y_i^{\theta, \omega}(v_i) | v_i]$, where $y_i^{\theta, \omega}(v_i)$ is the interim allocation with respect to \mathbf{y}^θ under distribution \mathcal{F}^ω . Similarly, let \mathcal{B} be a distribution of bids (that may be correlated with \mathcal{F}). We may draw from the joint distribution of bids and values by first drawing ω , then drawing \mathbf{v} and \mathbf{b} jointly from \mathcal{F}^ω and \mathcal{B}^ω for suitably defined bid distributions \mathcal{B}^ω .

Now consider an agent i with value v_i , and consider an allocation level $y_i(v_i) = \mathbb{E}_{\theta, \omega}[y_i^{\theta, \omega}(v_i) | v_i]$. Let $T_i^{\theta, \omega}(y_i^{\theta, \omega}(v_i) | v_i)$ denote i 's threshold surplus with respect to M^θ , \mathcal{B}^ω , and \mathcal{F}^ω , and $T_i(y_i(v_i) | v_i)$ the threshold surplus with respect to M , \mathcal{B} , and \mathcal{F} . The following inequalities show that $\mathbb{E}_{\theta, \omega}[T_i^{\theta, \omega}(y_i^{\theta, \omega}(v_i) | v_i) | v_i] \geq T_i(y_i(v_i) | v_i)$, explained after their statement:

$$\begin{aligned} T_i(y_i(v_i) | v_i) &= \int_0^\infty \max(y_i(v_i) - \tilde{x}_i(z | v_i), 0) dz \\ &= \int_0^\infty \max\left(\mathbb{E}_{\theta, \omega}\left[y_i^{\theta, \omega}(v_i) - \tilde{x}_i^{\theta, \omega}(z | v_i) \mid v_i\right], 0\right) dz \\ &\leq \mathbb{E}_{\theta, \omega}\left[\int_0^\infty \max(y_i^{\theta, \omega}(v_i) - \tilde{x}_i^{\theta, \omega}(z | v_i), 0) dz \mid v_i\right] \\ &= \mathbb{E}_{\theta, \omega}\left[T_i^{\theta, \omega}(y_i^{\theta, \omega}(v_i) | v_i) \mid v_i\right]. \end{aligned}$$

The first and last equalities are another way to write the integral defining the threshold surplus. The second equality is from the definitions of convex combination, and linearity of expectation. The inequality follows from convexity of the function $\max(\cdot, 0)$ and linearity of integration.

Now we write out the definition of the competitive efficiency for feasible allocation \mathbf{y} :

$$\begin{aligned} \text{REV}(M, \mathcal{F}, \mathcal{B}) &= \mathbb{E}_{\theta, \omega}\left[\text{REV}(M^\theta, \mathcal{F}^\omega, \mathcal{B}^\omega)\right] \\ &\geq \mathbb{E}_{\theta, \omega}\left[\mu \sum_i \mathbb{E}_{v_i \sim \mathcal{F}_i^\omega}\left[T_i^{\theta, \omega}(y_i^{\theta, \omega}(v_i) | v_i)\right]\right] \\ &= \mu \sum_i \mathbb{E}_{v_i \sim \mathcal{F}}\left[\mathbb{E}_{\theta, \omega | v_i}\left[T_i^{\theta, \omega}(y_i^{\theta, \omega}(v_i) | v_i)\right]\right] \\ &\geq \mu \sum_i \mathbb{E}_{v_i \sim \mathcal{F}}\left[T_i(y_i(v_i) | v_i)\right]. \end{aligned}$$

The first line follows from the definitions of convex combination and revenue. The second follows from applying competitive efficiency. The third line follows from properties of expectation, and the final line follows because $\mathbb{E}_{\theta, \omega}[T_i^{\theta, \omega}(y_i^{\theta, \omega}(v_i) | v_i) | v_i] \geq T_i(y_i(v_i) | v_i)$, as argued above. We conclude that M has competitive efficiency at least μ on \mathcal{F} . \square

Definition 4 formulates competitive efficiency with an explicit dependence on the value distribution. To analyze mechanisms robustly, we seek to understand competitive efficiency in the worst case across distributions. The following discussion shows that as a consequence of closure under convex combination, it will suffice to analyze only degenerate distributions.

First, notice that under a degenerate value distribution, the definition of competitive efficiency simplifies, and is equivalent to the statement that for any bid distribution \mathcal{B} and fixed allocation profile $\mathbf{y} \in \mathcal{X}$,

$$\text{REV}(M, \mathcal{B}) \geq \mu \sum_i T_i(y_i),$$

where degeneracy of the value distribution allows us to omit conditioning from $T_i(y_i)$. This inequality no longer depends on the value distribution, and when \mathcal{B} is also degenerate (i.e. a fixed bid profile), matches Definition 2 for deterministic allocation rules. Since the competitive efficiency for degenerate value distributions does not depend on the value profile chosen, we obtain, it must be the same for all choices of value profile. Hence:

Lemma 9. *The competitive efficiency of any winner-pays-bid mechanism is the same on all degenerate distributions.*

Any distribution can be written as a convex combination over degenerate ones. As a consequence of Lemma 8, we therefore obtain:

Corollary 10. *A winner-pays-bid mechanism's competitive efficiency is equal to its competitive efficiency on only degenerate distributions.*

Lemma 9 and Corollary 10 together imply that characterizing a mechanism's competitive efficiency on any fixed, degenerate value distribution will also tightly characterize its worst-case competitive efficiency over all distributions. As we analyze the competitive efficiency of specific mechanisms in Sections 3.1-3.4, this tightness will greatly simplify the analysis.

In Section 3.1, we consider the highest-bid-wins mechanism for single-item multi-unit auctions, and prove a competitive efficiency of 1. For contrast, we then turn the multi-item setting of single-minded combinatorial auctions in Section 3.2. We show that for multiple items, highest-bids-win, which is welfare-optimal in the absence of incentives, has an undesirable competitive efficiency. In Section 3.3, we consider the competitive efficiency of greedy mechanisms. We observe that they generally lack the pathology of highest-bids-win single-minded combinatorial auctions. Finally, we demonstrate the usefulness of closure under convex combination by considering position auctions in Section 3.4.

In Section 4, we show how these competitive efficiency bounds imply a variety of robust welfare and revenue guarantees under several standard notions of equilibrium. We define individual efficiency to measure the impact of the equilibrium concept on robust welfare. Together, competitive efficiency and individual efficiency govern a mechanism's robust performance.

3.1 Single-item Multi-unit Auctions

This section considers the n -agent single-item and multi-unit highest-bids-win mechanisms for unit-demand agents. Under the k -unit highest-bids-win rule, each agent i submits a bid b_i , and the k highest bidders win a unit. This generalizes the standard allocation rule for single-item auctions. By Lemma 10, it suffices to analyze degenerate priors. Since the highest-bids-win rule and k -unit environment are both deterministic, we may consider the simpler Definition 2. We first give the proof for single-item environments.

Theorem 11. *The highest-bids-win winner-pays-bid mechanism has competitive efficiency 1 in single-item environments.*

Proof. The revenue under bid profile \mathbf{b} is the highest bid, i.e., $\sum_i b_i \tilde{x}_i(\mathbf{b}) = \max_i b_i$. Each agent's threshold bid $\hat{b}_i(\mathbf{b}_{-i})$ is at most the highest bid. Thus, for any feasible allocation \mathbf{y} , i.e., with $\sum_i y_i \leq 1$, we can bound the threshold surplus by the bid surplus.

$$\begin{aligned} \sum_i \hat{b}_i(\mathbf{b}_{-i}) y_i &\leq \max_i b_i \sum_i y_i \\ &\leq \sum_i b_i \tilde{x}_i(\mathbf{b}). \end{aligned}$$

In particular, choosing $y_i = 1$ for an i other than the highest bidder causes the above inequalities to hold with equality. \square

A very similar proof shows that the highest-bids-win rule for selling k -units to unit-demand agents has competitive efficiency 1. Rather than give the elementary proof here, we will observe it as a corollary of Theorem 23, given subsequently.

Theorem 12. *For any multi-unit environment, the highest-bids-win winner-pays-bid mechanism has competitive efficiency 1.*

3.2 Single-Minded Combinatorial Auctions: Highest Bids Win

In Section 3.1, we saw that in single-item and k -unit settings, the mechanism that allocates the highest bidders has competitive efficiency 1. We now present a negative example, and show that in another natural multi-item setting, a generalization of this same rule has poor competitive efficiency. That is, competition corresponds less directly to revenue. This multi-item setting and allocation mechanism are as follows:

Definition 13. A single-minded combinatorial auction *feasibility environment* is defined by m indivisible items, n agents that each desire a bundle of items, and the constraint that no item can be allocated more than once. Agent i desires the set of items \mathcal{S}_i , she receives value v_i for receiving any superset of \mathcal{S}_i and value 0 otherwise. An allocation vector $\mathbf{x} \in \{0, 1\}^n$ is feasible if and only if for all agents $i \neq i'$, simultaneous allocation $x_i = x_{i'} = 1$ implies disjoint demands $\mathcal{S}_i \cap \mathcal{S}_{i'} = \emptyset$.

Definition 14. The highest-bids-win winner-pays-bid mechanism allocates the feasible set of bidders with the highest total bid, and charges each winner their bid.

In a single-minded combinatorial auction under the highest-bids-win mechanism, serving a single bidder may simultaneously block many others. As an example, consider an $m + 1$ -agent environment, where $\mathcal{S}_i = \{i\}$ for $i \in \{1, \dots, m\}$ and $\mathcal{S}_{m+1} = \{1, \dots, m\}$. Agent $m + 1$ is mutually exclusive with any subset of the other agents. The impact of agent $m + 1$ on the competition experienced by agents $1, \dots, m$ far exceeds their impact on revenue. Under the bid profile $\mathbf{b} = (0, \dots, 0, 1)$, the revenue is 1, while each agent $i \in \{1, \dots, m\}$ faces a threshold bid of $\hat{b}_i(\mathbf{b}_{-i}) = 1$. Since the allocation vector $\mathbf{y} = (1, \dots, 1, 0)$ is feasible, this immediately implies:

Lemma 15. There exists a single-minded combinatorial auction environment where the highest-bids-win winner-pays-bid mechanism has competitive efficiency at most $1/m$.

3.3 Greedy Auctions

The previous section demonstrates the inability of the highest-bids-win mechanism to effectively convert competition into revenue in combinatorial multi-item settings. We now show that other mechanisms may manage this relationship more effectively. In particular, this section considers mechanisms with *greedy* allocation rules, defined below.

Definition 16. The greedy by priority rule is given by a profile $\psi = (\psi_1, \dots, \psi_n)$ of nondecreasing priority functions mapping bids for each agent i to real numbers. It proceeds in the following way:

1. Sort agents in nonincreasing order of priority $\psi_i(b_i)$.
2. Initialize the set of winners $S = \emptyset$.
3. For each agent i in sorted order: if $S \cup \{i\}$ is feasible, set $S = S \cup \{i\}$.
4. Return S .

For example, the greedy by bid rule is given by priority functions $\psi_i(b_i) = b_i$ for all i . Greedy by priority rules may be defined in any feasibility environment. In many settings, including the single-minded combinatorial auction, greedy rules will be suboptimal in the absence of incentives

— they may not select a set of winners with highest total bid. We will show that this suboptimality completely governs the competitive efficiency of greedy auctions. Since the design of approximately optimal greedy algorithms is well-studied, we obtain several competitive efficiency bounds as immediate corollaries. We first define the measure of approximate optimality.

Definition 17. *A bid allocation rule $\tilde{\mathbf{x}}$ is an α -approximation for a feasibility environment \mathcal{X} if for any bid profile \mathbf{b} and feasible allocation \mathbf{y} , we have:*

$$\sum_i b_i \tilde{x}_i(\mathbf{b}) \geq \alpha \sum_i b_i y_i.$$

We formalize the relationship between approximation and the competitive efficiency as follows.

Theorem 18. *For any feasibility environment \mathcal{X} , if $\tilde{\mathbf{x}}$ is a α -approximation $\tilde{\mathbf{x}}$ for \mathcal{X} , then the winner-pays-bid mechanism for $\tilde{\mathbf{x}}$ has competitive efficiency at least α .*

For single-minded combinatorial auctions, a greedy $1/\sqrt{m}$ -approximation is well-known.

Lemma 19 (Lehmann et al., 2002). *For any single-minded combinatorial auction environment, greedy by priority with $\psi_i(b_i) = b_i/\sqrt{|\mathcal{S}_i|}$ for all agents i is a $1/\sqrt{m}$ -approximation.*

Another family of settings where greedy allocation rules are of particular interest are *matroids*, defined below, where the greedy by bid rule is known to be optimal i.e. a 1-approximation, absent incentives. Notable examples of matroids include k -unit environments, discussed in Section 3.1, and *transversal matroids*, which are matchable subsets of vertices on one side of a bipartite graph.

Definition 20. *A feasibility environment \mathcal{X} is a matroid if the following two properties hold:*

- i. (Downward Closure) For any $S \in \mathcal{X}$ and $i \in S$, $S \setminus \{i\} \in \mathcal{X}$.*
- ii. (Augmentation Property) For any $S_1, S_2 \in \mathcal{X}$ with $|S_1| > |S_2|$, there exists $i \in S_1 \setminus S_2$ such that $S_2 \cup \{i\} \in \mathcal{X}$.*

Lemma 21. *For any matroid feasibility environment, greedy by priority with $\psi_i(b_i) = b_i$ for all agents i is a 1-approximation.*

Combining Theorem 18 with Lemmas 19 and 21 yields the following:

Theorem 22. *For any single-minded combinatorial auction environment, the winner-pays-bid mechanism for the greedy-by-priority rule with priority function $\psi_i(b_i) = b_i/\sqrt{|\mathcal{S}_i|}$ for agent i , has competitive efficiency at least $1/\sqrt{m}$.*

Theorem 23. *For any matroid environment, the highest-bids-win winner-pays-bid mechanism has competitive efficiency 1.*

To prove Theorem 18, it is helpful to compare the behavior of greedy mechanisms to the non-greedy highest bids win mechanism of Section 3.2, which had a poor competitive efficiency. In the example which proved Lemma 15, the high bid of the $(m + 1)$ th agent discouraged participation from the others — individually, each agent would have needed to bid $1 + \epsilon$ to win. As a group, though, the losing agents could have won by increasing each of their bids by a tiny amount. Greedy rules lack this pathology. For any greedy allocation rule, we could increase the bids of every losing agent to their threshold without changing the outcome. We formalize this property as follows.

Definition 24. Bid allocation rule $\tilde{\mathbf{x}}$ is coalitionally non-bossy if: for any profiles of bids \mathbf{b} and \mathbf{b}' where the bids in \mathbf{b}' are the same as \mathbf{b} for winners under \mathbf{b} and at most their critical prices for losers under \mathbf{b} , i.e., if $\tilde{x}_i(\mathbf{b}) = 0$ then $b'_i \leq \hat{b}_i(\mathbf{b}_{-i})$; then the allocations of $\tilde{\mathbf{x}}$ under \mathbf{b} and \mathbf{b}' are the same, i.e. $\tilde{\mathbf{x}}(\mathbf{b}) = \tilde{\mathbf{x}}(\mathbf{b}')$.

Lemma 25. Any greedy by priority allocation rule is coalitionally non-bossy.

Proof. Imagine changing \mathbf{b} to \mathbf{b}' by increasing one loser's bid at a time. Each time we increase a bid, say, of agent i , two things remain true: (1) i still loses: as long as $b'_i \leq \hat{b}_i(\mathbf{b}_{-i})$, i is passed over as infeasible when she is reached by the greedy rule; and (2) the threshold of every other losing agent i' remains unchanged: each losing agent's threshold is only determined by the bids of the agents who win. \square

Lemma 26. Any winner-pays-bid mechanism with a coalitionally non-bossy allocation rule has competitive efficiency at least its approximation ratio.

Proof. Let \mathbf{y} be a feasible allocation, \mathbf{b} a profile of bids, and let \mathbf{b}' be a vector of bids where losers under \mathbf{b} bid $\hat{b}_i(\mathbf{b}_{-i})$, while winners bid as before. The following inequalities hold, with justifications after.

$$\begin{aligned} \sum_i b_i \tilde{x}_i(\mathbf{b}) &= \sum_i b'_i \tilde{x}_i(\mathbf{b}) \\ &= \sum_i b'_i \tilde{x}_i(\mathbf{b}') \\ &\geq \alpha \sum_i b'_i y_i \\ &\geq \alpha \sum_i \hat{b}_i(\mathbf{b}_{-i}) y_i. \end{aligned}$$

The first line holds because \mathbf{b}' differs from \mathbf{b} only on the bids of losing agents. The second follows from the coalitional non-bossiness of greedy rules, and the third from the assumption that the greedy rule is an α -approximation. The last line follows from the fact that \mathbf{b}' doesn't change the bids of winners under \mathbf{b} , and for those agents, $b_i \geq \hat{b}_i(\mathbf{b}_{-i})$. \square

Theorem 18 follows from combining Lemma 25 with Lemma 26.

3.4 Position Auctions

The mechanisms and environments in Section 3.1-Section 3.3 have been deterministic. We now consider the canonical and inherently randomized allocation environment of position auctions and show that the most natural single-bid mechanism has competitive efficiency 1. This result follows directly from the competitive efficiency of multi-unit highest-bids-win mechanism (Theorem 12) and closure of the competitive efficiency under convex combination (Lemma 8).

Position environments are a standard model for internet advertising auctions, e.g., Varian (2007) and Edelman et al. (2007b). Advertisers (agents) compete for ad placement in positions in a list on a webpage. Each position has an associated clickthrough probability, and an agent is considered allocated when clicked. Feasible allocations are assignments of ads to positions, with the possibility for the auctioneer to exclude any agent from the auction.

Definition 27. A position environment is given by position allocation probabilities $1 \geq \alpha_1 \geq \dots \geq \alpha_n \geq 0$. An allocation vector $\tilde{\mathbf{x}}$ is feasible if there exists a permutation π over $\{1, \dots, n\}$ such that for all agents i $\tilde{x}_i \in \{0, \alpha_{\pi(i)}\}$, or if it is a convex combination of such vectors.

The natural extension of highest-bids-win to position environments is the following:

Definition 28. *The rank-by-bid rule for position auctions assigns agents to positions in order of their bid. The agent in position j wins with probability α_j .*

The following interpretation of position auctions as a convex combination of multi-unit auctions is well known in the literature, e.g., Devanur et al. (2015). The subsequent theorem combines this interpretation with the closure under convex combination of mechanisms (Lemma 8) and the competitive efficiency of multi-unit highest-bids-win auctions (Theorem 12).

Lemma 29. *The allocation rule of the generalized first price auction for position weights $\alpha_1 \geq \dots \geq \alpha_n$ is equivalent to the convex combination of single-item multi-unit highest-bids-win allocation rules where k -units are sold with probability $\alpha_k - \alpha_{k+1}$ (with $\alpha_{n+1} = 0$).*

Theorem 30. *For any position environment, the winner-pays-bid mechanism for the rank-by-bid rule has competitive efficiency 1.*

4 Welfare and Revenue Analysis

In the previous section, we studied the way mechanisms manage inter-agent competition. We focused on the mechanisms' rules in isolation, independent of the behavioral assumptions on participating agents and information structure of the game. This section turns the focus to agents' beliefs and behavior. An equilibrium presents agents with a range of attainable allocation levels at different prices. Behavioral assumptions such as best response dictate the choice from this range, which in turn governs the agent's contribution to social welfare. In what follows, we define *individual efficiency*, which quantifies how an agent's solution to their bidding problem impacts welfare. Individual efficiency will depend on the shape of the allocation rules an agent faces and the way the agent selects their bid (e.g. the degree of approximate best response). We then show how individual efficiency and competitive efficiency combine to give robust efficiency guarantees. Throughout, we continue to focus on winner-pays-bid mechanisms.

Equilibrium induces for an agent with value v , a single-agent interim mechanism. This mechanism is summarized by its bid allocation rule. Depending on the information the agent possesses, this interim allocation rule may change, as may the agent's bid in response.

Definition 31. *A single-agent bidding outcome is given by a value $v \geq 0$ and a joint distribution $\mathcal{D} = (b^\theta, \tilde{x}^\theta)$ over pairs of bid allocation rules and bids, indexed uniformly by θ . The agent's utility is given by $u(\mathcal{D}) = \mathbb{E}_\theta[(v - b^\theta)\tilde{x}^\theta(b^\theta)]$.*

An agent's competition is summarized by the expected strength of the bid allocation rules they face. As in Section 3 we then measure this strength by the threshold surplus $T(\cdot)$.

Definition 32. *In a single-agent bidding outcome, the agent's expected allocation rule at bid b is $\tilde{x}(b) = \mathbb{E}_\theta[\tilde{x}^\theta(b)]$, with inverse $t(x) = \inf\{b \mid \tilde{x}(b) \geq x\}$. The threshold surplus is $T(z) = \int_0^z t(x) dx$.*

Individual efficiency measures the tradeoff between this competition and utility: either the agent's utility is a large fraction of their value, or their competition is high.

Definition 33. *The individual efficiency of a single-agent bidding outcome (v, \mathcal{D}) is the largest η such that for all target allocation levels $z \in [0, 1]$, $u(\mathcal{D}) + T(z) \geq \eta v z$. The individual efficiency of a family of single-agent bidding outcome is the smallest individual efficiency of any outcome in the family.*

Definition 33 can be motivated by considering a single-buyer single-seller setting, where individual efficiency directly implies welfare bounds. Specifically, consider a seller with an outside option for the item, defined as follows:

Definition 34. *In the single-buyer winner-pays-bid instance for bidding problem (v, \mathcal{D}) , there is single seller offering an item to a single buyer. The seller has an outside option value v_0 for the item, obtained whenever the item goes unsold, with v_0 drawn by first drawing $\theta \sim U[0, 1]$, then drawing v_0 according to CDF \tilde{x}^θ . The buyer submits bid b^θ for each θ , wins the item whenever $b^\theta \geq v_0$, and pays their bid when they win.*

In this setting, the bidder's competition is an explicitly-modeled outside option for the seller. Note that the buyer's bid b^θ is correlated with the seller's outside option value v_0 , with the correlation indexed as in the single-agent bidding problem by variable θ . Conditioned on θ , the buyer's bid allocation rule is exactly \tilde{x}^θ , induced by the rule that they win whenever $b^\theta \geq v_0$. Proposition 35 demonstrates that individual efficiency directly implies a welfare guarantee.

Proposition 35. *Let (v, \mathcal{D}) be a single-agent bidding problem with individual efficiency η . Then in the single-buyer winner-pays-bid mechanism for (v, \mathcal{D}) , the social welfare is at least a η -fraction of optimal.*

Proof. Given value v , the optimal social welfare is $v \Pr[v_0 \leq v] + \mathbb{E}[v_0 | v_0 \geq v] \Pr[v_0 \geq v]$: the item is assigned to the seller or the buyer depending on whether v or v_0 is higher. Letting $z^* = \Pr[v_0 \leq v]$, we may write the optimal welfare equivalently as $vz^* + \mathbb{E}[v_0 | v_0 \geq v] \Pr[v_0 \geq v]$.

Now consider the outcome when the buyer plays b^θ . The social welfare is the sum of three terms: the buyer's utility, the seller's revenue, and the seller's utility from the outside option. The buyer's utility is $\mathbb{E}_\theta[(v - b^\theta)\tilde{x}^\theta(b^\theta)] = u(\mathcal{D})$. The seller's revenue is $b^\theta \Pr[b^\theta \geq v_0]$. The seller's utility from the outside option is $\mathbb{E}[v_0 | b^\theta < v_0] \Pr[b^\theta < v_0]$. We can lower bound the seller's total utility in the following way:

$$\begin{aligned} & \mathbb{E}[b^\theta | b^\theta \geq v_0] \Pr[b^\theta \geq v_0] + \mathbb{E}[v_0 | b^\theta < v_0] \Pr[b^\theta < v_0] \\ & \geq \mathbb{E}[v_0 | b^\theta \geq v_0] \Pr[b^\theta \geq v_0] + \mathbb{E}[v_0 | b^\theta < v_0] \Pr[b^\theta < v_0] \\ & = \mathbb{E}[v_0 | v \geq v_0] \Pr[v \geq v_0] + \mathbb{E}[v_0 | v < v_0] \Pr[v < v_0] \\ & = T(z^*) + \mathbb{E}[v_0 | v < v_0] \Pr[v < v_0], \end{aligned}$$

Where the equality of the second and third lines holds because both lines are a rewriting of $\mathbb{E}[v_0]$ and the fourth from the definitions of T and z^* . We can combine all three components of the single-buyer mechanism's welfare to obtain a lower bound in terms of the optimal welfare:

$$\begin{aligned} & \mathbb{E}_\theta[(v - b^\theta)\tilde{x}^\theta(b^\theta)] + \mathbb{E}[b^\theta | b^\theta \geq v_0] \Pr[b^\theta \geq v_0] + \mathbb{E}[v_0 | b^\theta < v_0] \Pr[b^\theta < v_0] \\ & \geq u(\mathcal{D}) + T(z^*) + \mathbb{E}[v_0 | v < v_0] \Pr[v < v_0] \\ & \geq \eta v z^* + \mathbb{E}[v_0 | v_0 \geq v] \Pr[v_0 \geq v] \\ & \geq \eta(vz^* + \mathbb{E}[v_0 | v_0 \geq v] \Pr[v_0 \geq v]), \end{aligned}$$

The second inequality follows from individual efficiency, and the third because $\eta \leq 1$. \square

In mechanisms with multiple agents competing for service, the seller's outside option is endogenously generated: rather than selling to agent i , they consider some subset of the others. We will see that competitive efficiency measures the value of the seller's endogenously generated

outside option, and hence competitive efficiency and individual efficiency will combine to imply robust efficiency. To enable robust analysis, Section 4.1 will consider individual efficiency taken in the worst case over broad families of single-agent bidding outcomes likely to arise in equilibrium. We then connect the single-agent analyses to performance guarantees in auction equilibria in Section 4.2. If equilibrium induces single-agent mechanisms with individual efficiency η in a mechanism with competitive efficiency μ , then we show in Section 4.2.1 that the mechanism has welfare approximation $\mu\eta$. Furthermore, we show in Section 4.2.2 for revenue under Bayes coarse correlated equilibrium and independently distributed values, individual efficiency η and competitive efficiency μ imply a revenue approximation ratio of $\mu\eta/2$ for winner-pays-bid mechanisms with carefully selected reserve prices. Finally, we trace out the limits of this approach by exhibiting examples with low welfare in Section 4.3.

4.1 Individual Efficiency Analyses

In this section, we consider single-agent bidding outcomes that arise in equilibria of multi-agent mechanisms. In Section 4.1.1, we study bidding outcomes with a single, deterministic \tilde{x}^θ (i.e. a fixed threshold) under best response bids, as arises in pure Nash equilibria of deterministic mechanisms. Section 4.1.2 then considers general distributions over allocation rules under best response, which will capture equilibria of randomized environments with incomplete information. Finally, we show in Section 4.1.3 that individual efficiency degrades smoothly with the agent's level of best response, enabling the study of approximate equilibria.

4.1.1 Deterministic Rules Under Best Response

Pure strategy Nash equilibria of deterministic mechanisms induce particularly simple bidding problems, where each agent's allocation steps up to a threshold. The corresponding family of single-agent bidding outcomes is the following.

Definition 36. *A single-agent bidding outcome (v, \mathcal{D}) is deterministic if (1) the joint distribution \mathcal{D} over bids and allocation rules $(b^\theta, \tilde{x}^\theta)$ is degenerate; i.e. $(b^\theta, \tilde{x}^\theta) = (b, \tilde{x})$ for all θ and (2) \tilde{x} is deterministic, i.e. it steps up to 1 at some $\hat{b} \in [0, \infty)$. For deterministic bidding outcomes define the agent's bid utility function to be $u(d) = (v - d)\tilde{x}(d)$ for all bids d .*

We study bidding outcomes where the agent exactly best responds. For deterministic bidding outcomes this is particularly simple to define. We will give a more general definition when we consider randomized bidding outcomes in the next section.

Definition 37. *A deterministic single-agent bidding outcome with value v , deterministic bid b , and allocation rule \tilde{x} satisfies best response if for every alternate bid b' , $u(b) \geq u(b')$.*

Lemma 38. *The individual efficiency of deterministic single-agent bidding outcomes satisfying best response is $\eta = 1$.*

Proof. We give an argument lower bounding the individual efficiency, and then exhibit a particular example where our bound holds with equality. Since \tilde{x} is deterministic, it steps up to 1 at some $\hat{b} \in [0, \infty)$. Then $T(z) = \hat{b}z$. For any $\delta > 0$, the agent could bid $\hat{b} + \delta$ and win. Hence the best response bid b satisfies $u(b) \geq (v - \hat{b} - \delta)$. Taking $\delta \rightarrow 0$, we obtain $u(b) + \hat{b} \geq v$. We may further weaken this to obtain the desired inequality for all $z \in [0, 1]$: $u(b) + \hat{b}z \geq vz$. This bound is the best possible in the worst case. An example for which it holds with equality is $v = 1$, $z = 1$, $\hat{b} = 0$, and $b = 0$. \square

Note that this analysis relied heavily on the allocation rule being deterministic. We present an example demonstrating this assumption to be necessary in Section 4.3.2.

4.1.2 Randomized Rules Under Best Response

Randomized environments present a richer bidding problem in two ways. First, for a given value v , the agent's information structure may induce a distribution over interim allocation rules. Second, for a fixed allocation rule, the agent may now select from many different allocation levels and associated payments. This latter randomness may stem from incomplete information with respect to other agent's values or from randomness in the mechanism or feasibility environment. Below, we give a tight single-agent analysis under exact best response, defined as follows.

Definition 39. *A single-agent bidding outcome (v, \mathcal{D}) satisfies best response if for every fixed deviation bid b' , we have $u(\mathcal{D}) \geq \mathbb{E}_\theta[(v - b')x^\theta(b')]$.*

Lemma 40. *The individual efficiency of single-agent bidding outcomes under best response is $\eta = (e - 1)/e$.*

Proof. We give a lower bounding argument, followed by an example for which the analysis is tight. The lower bounding argument is illustrated graphically in Figure 2. Define the expected allocation rule $\tilde{x}(d) = \mathbb{E}_\theta[\tilde{x}^\theta(d)]$ for all deviation bids d . Given any such deviation, the agent's utility $u(\mathcal{D})$ from the bidding outcome must satisfy $u(\mathcal{D}) \geq (v - d)\tilde{x}(d)$. For any allocation probability x , the agent could get allocation probability at least x by bidding arbitrarily close to $t(x) = \inf\{d \mid \tilde{x}(d) \geq x\}$. Hence, $u(\mathcal{D}) \geq (v - t(x))x$ for all $x \in [0, 1]$. We may rearrange this as $t(x) \geq v - u(\mathcal{D})/x$. Since we also have $t(x) \geq 0$, we may write:

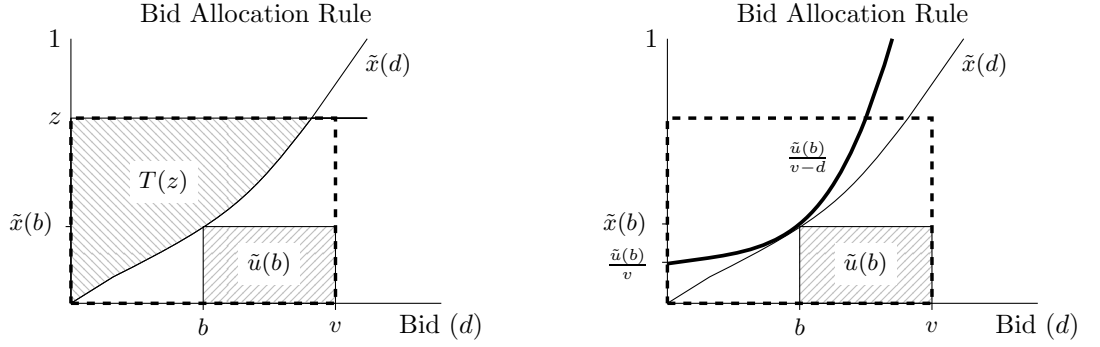
$$\begin{aligned} T(z) &\geq \int_0^z \max(v - \frac{u(\mathcal{D})}{x}, 0) dx = \int_{u(\mathcal{D})/v}^z v - \frac{u(\mathcal{D})}{x} dx \\ &= vz - u(\mathcal{D})(1 - \ln \frac{u(\mathcal{D})}{vz}). \end{aligned}$$

We therefore have $u(\mathcal{D}) + T(z) \geq vz + u(\mathcal{D}) \ln(u(\mathcal{D})/vz)$. Holding v fixed and minimizing the righthand side as a function of $u(\mathcal{D})$ yields the inequality $u(\mathcal{D}) + T(z) \geq vz(e - 1)/e$. This lower bounds individual efficiency by $(e - 1)/e$. For an example exhibiting the tightness of this bound, take $v = 1$, $\tilde{x}^\theta(d) = \tilde{x}(d) = (e(1 - d))^{-1}$ for $d \in [0, (e - 1)/e]$ and all $\theta \in [0, 1]$, and $b^\theta = 0$. \square

4.1.3 Approximate Best Response

This section generalizes the analyses of individual efficiency beyond the strong assumption of best response by the agent, to $(1 - \epsilon)$ -best response. We show that the best response analyses of the previous sections degrade smoothly with the level of best response. This result shows that robust efficiency bounds using competitive efficiency and individual efficiency are also robust to agent misoptimization. This is especially important where equilibria of exact best response might not exist, such as with pure Nash equilibria of first-price auctions.

Definition 41. *A single-agent bidding outcome (v, \mathcal{D}) satisfies $(1 - \epsilon)$ -best response if for every fixed deviation bid b' , we have $u(\mathcal{D}) \geq (1 - \epsilon) \mathbb{E}_\theta[(v - b')x^\theta(b')]$.*



(a) Individual efficiency analysis for randomized allocation rule $\tilde{x}(d) = \mathbb{E}_\theta[\tilde{x}^\theta(d)]$. The agent's utility $u(\mathcal{D})$ is at least the utility from best single bid $\tilde{u}(b) = (v - b)\tilde{u}(b)$ shown as the bottom-right shaded box. Together, $\tilde{u}(b)$ and $T(z)$ approximate the dotted box, of area vz .

(b) The agent's equitility curve $\tilde{u}(b)/(v - d)$ (dark line) upper bounds their bid-allocation rule, yielding a lower bound on $T(z)$.

Figure 2

Approximate best response compares utility in the bidding outcome to the utility of the best fixed bid. We will analyze the individual efficiency of bidding outcomes under approximate by best response by showing that these bidding outcome inherit the individual efficiency of this bid, degraded by a factor of $(1 - \epsilon)$. Formally:

Lemma 42. *Let (v, b, \tilde{x}^θ) be a single-agent bidding outcome with a fixed bid b and a random allocation rule \tilde{x}^θ . If (v, b, \tilde{x}^θ) has individual efficiency η , then any bidding outcome $(v, b^\theta, \tilde{x}^\theta)$ with random bid b^θ satisfying $(1 - \epsilon)$ -best response has individual efficiency at least $(1 - \epsilon)\eta$.*

Proof. We have the following for any target allocation $z \in [0, 1]$.

$$\begin{aligned} u(b^\theta, \tilde{x}^\theta) &\geq (1 - \epsilon)u(b, \tilde{x}^\theta) \\ &\geq (1 - \epsilon)(\eta vz - T(z)) \\ &\geq (1 - \epsilon)\eta vz - T(z). \end{aligned}$$

The first inequality follows from approximate best response, and the second from the individual efficiency of b . We conclude that $(v, b^\theta, \tilde{x}^\theta)$ has individual efficiency at least $(1 - \epsilon)\eta$. \square

We may combine Lemma 42 with the best response analyses of Lemma 38 and 40 to obtain new individual efficiency guarantees.

Corollary 43. *Let $(v, b^\theta, \tilde{x}^\theta)$ be a single-agent bidding outcome satisfying $(1 - \epsilon)$ -best response. Then $(v, b^\theta, \tilde{x}^\theta)$ has individual efficiency at least $(1 - \epsilon)(e - 1)/e$. If $(v, b^\theta, \tilde{x}^\theta)$ is deterministic (Definition 36), then it has individual efficiency at least $(1 - \epsilon)$.*

Proof. Let b be a fixed bid maximizing $\mathbb{E}_\theta[(v - b)\tilde{x}(b)]$. The new bidding outcome (v, b, \tilde{x}^θ) satisfies best response and has individual efficiency at least $(e - 1)/e$, by Lemma 40 (resp. individual efficiency 1 by Lemma 38, if (v, b, \tilde{x}^θ) is deterministic). Applying Lemma 42, we conclude that $(v, b^\theta, \tilde{x}^\theta)$ must have individual efficiency at least $(1 - \epsilon)(e - 1)/e$ (resp. $(1 - \epsilon)$). \square

4.2 Performance Guarantees

Competitive efficiency and individual efficiency together yield performance guarantees for auction equilibria. Section 4.2.1 gives the welfare consequences. In Section 4.2.2, we then use the reduction from revenue maximization to welfare maximization of Myerson (1981) to show that similar guarantees apply to winner-pays-bid mechanisms with reserves when values are independent.

4.2.1 Robust Welfare Guarantees

Individual efficiency was motivated in terms of the welfare properties of a single-buyer allocation problem, where a seller chooses between the buyer and an outside option. In multi-buyer mechanisms, the seller's outside options are endogenously generated by competition; competitive efficiency measures the way competition translates into revenue. Hence, individual efficiency and competitive efficiency combine to bound welfare in equilibrium. To formalize this discussion, we first isolate for each agent and realized value a single-agent bidding outcome (Definition 31). We will study the individual efficiency of these bidding outcomes.

Definition 44. *Given equilibrium \mathcal{G} and agent i with value v_i , the conditional bidding outcome for i is defined by i 's conditional bid distribution and conditional distribution of bid allocation rules. Formally, the distribution of $(\mathbf{v}_{-i}, \mathbf{b}) \sim \mathcal{G} \mid v_i$ induces a joint distribution $\mathcal{D}_i(v_i)$ over bids b_i for i and over allocation rules $\tilde{x}_i(\cdot, \mathbf{b}_{-i})$. The conditional bidding outcome for i is $(v_i, \mathcal{D}_i(v_i))$.*

The individual efficiency of the conditional bidding outcomes and the competitive efficiency of the mechanism together imply a robust welfare guarantee.

Theorem 45. *Let M be a winner-pays-bid mechanism with competitive efficiency $\mu \leq 1$. Let \mathcal{G} be an equilibrium for M in which the agents' conditional bidding outcomes have individual efficiency η . Then the expected welfare in \mathcal{G} is a $\mu\eta$ -approximation to the optimal welfare.*

Proof. For any value v_i for agent i , let $x_i^*(v_i)$ denote agent i 's interim allocation probability under the welfare-optimal allocation rule, and let $u_i(v_i)$ denote agent i 's interim expected utility in \mathcal{G} . The individual efficiency of i 's conditional bidding outcome implies:

$$u_i(v_i) + T_i(x_i^*(v_i) \mid v_i) \geq \eta v_i x_i^*(v_i).$$

Summing over all agents and taking expectation over \mathbf{v} yields:

$$\mathbb{E}_{\mathbf{v}} \left[\sum_i u_i(v_i) \right] + \mathbb{E}_{\mathbf{v}} \left[\sum_i T_i(x_i^*(v_i) \mid v_i) \right] \geq \eta \mathbb{E}_{\mathbf{v}} \left[\sum_i v_i x_i^*(v_i) \right].$$

The righthand side is the optimal expected welfare. The second term on the left can be rewritten as $\mathbb{E}_{\mathbf{v}}[\sum_i T_i(x_i^*(v_i) \mid v_i)] = \sum_i \mathbb{E}_{v_i}[T_i(x_i^*(v_i) \mid v_i)]$. We may therefore apply competitive efficiency to obtain:

$$\mathbb{E}_{\mathbf{v}} \left[\sum_i u_i(v_i) \right] + \frac{1}{\mu} \text{REV}(M, \mathcal{F}, \mathcal{B}) \geq \eta \text{WELFARE}(\text{OPT}, \mathcal{F}).$$

The result then follows from noting that $\mu \leq 1$ and that the welfare of M is the sum of the expected utilities and revenue. \square

Using the individual efficiency guarantees of Lemmas 38 and 40, we can instantiate Theorem 45. Different equilibrium concepts impose different constraints on the joint distribution of

bids and values. These assumptions dictate the relevant individual efficiency guarantee. We first state the relevant notions of exact and approximate best response for multi-agent mechanisms. We state the definition in full generality for mechanisms which may have actions that are more complex than single bids.

Definition 46. *An equilibrium \mathcal{G} satisfies $(1 - \epsilon)$ -best response if for each agent i , value v_i , and deviation action a ,*

$$\mathbb{E}_{\mathbf{a}} | v_i [\tilde{u}_i(\mathbf{a})] \geq (1 - \epsilon) \mathbb{E}_{\mathbf{a}_{-i}} | v_i [\tilde{u}_i(a, \mathbf{a}_{-i})]. \quad (8)$$

If \mathcal{G} satisfies (8) with $\epsilon = 0$, we say it satisfies best response.

Most well-studied equilibrium concepts satisfy the best response condition of Definition 46. For example Bergemann and Morris (2016); Bergemann et al. (2017) impose an information structure on the game, which they model with value-dependent signals for each agent. They assume each agent best responds to their signal. While Bergemann et al. (2017) allow interdependent values, we restrict to private values. However, the set of private-value equilibria we allow is wider, and includes the coarse analog of their Bayes correlated equilibria. Other concepts which satisfy Definition 46 are Bayes-Nash equilibrium and the communication equilibria of Forges (1986). Combining Theorem 45 with Lemma 40 yields the following guarantee for exact best response:

Corollary 47. *Any winner-pays-bid mechanism with competitive efficiency $\mu \leq 1$ has robust welfare approximation $\mu(e - 1)/e$ for equilibria satisfying best response.*

Lemma 38 yields the following improved bound in pure ϵ -Nash equilibrium, where bids and value are deterministic and satisfy $(1 - \epsilon)$ -best response.

Corollary 48. *Any winner-pays-bid mechanism with deterministic allocation rule and competitive efficiency $\mu \leq 1$ has robust welfare approximation $\mu(1 - \epsilon)$ in ϵ -Nash equilibrium.*

4.2.2 Revenue Analysis

Individual efficiency quantifies the way a buyer chooses to trade off their utility and the seller's utility (via competitive efficiency) against their value. This section extends these ideas to study the objective of seller revenue under suitable independence conditions on values and bids. With carefully chosen reserve prices, we will obtain a robust revenue approximation of $\mu(e - 1)/2e$ for winner-pays-bid mechanisms with competitive efficiency μ . We consider equilibria satisfying the following independence condition, which we state in generality beyond single-bid mechanisms.

Definition 49. *An equilibrium \mathcal{G} satisfies no bidder communication if for every agent i and value v_i , a_i is independent of \mathbf{v}_{-i} conditioned on v_i .*

Definition 49 rules out equilibria where bidders communicate nontrivial information about their types to each other or a mediator, and hence eliminates many Bayes correlated equilibria (Bergemann and Morris, 2016; Bergemann et al., 2017) and communication equilibria (Forges, 1986). It is important to rule these out, as it is possible to construct low-revenue equilibria under these notions of correlation. Definition 49 still permits some correlated equilibria, however, namely those with one-way communication from a mediator. In particular, Definition 49 still permits coarse correlated equilibria of the agent-strategic or agent-normal forms of the Bayesian game, and hence learning outcomes under incomplete information (Hartline et al., 2015) as well as standard Bayes-Nash equilibrium.

Given an equilibrium \mathcal{G} with independently distributed values and no bidder communication, the analysis of Myerson (1981) implies that the ex ante expected payment of an agent i is $\mathbb{E}_{v_i}[\phi_i(v_i)x_i(v_i)]$, where $\phi_i(v_i) = v_i - \frac{1-F_i(v_i)}{f_i(v_i)}$ is the *virtual value* for value v_i and F_i (resp. f_i) the cumulative distribution function (resp. probability density function) of i 's value distribution. It follows that $\text{REV}(M, \mathcal{G}) = \mathbb{E}_{\mathbf{v}, \mathbf{b}}[\sum_i \phi_i(v_i)\tilde{x}_i(\mathbf{b})]$. We refer to an atomless distribution with $\phi_i(v_i)$ nondecreasing in v_i as *regular*. For regular distributions, the revenue-optimal mechanism chooses the allocation with the highest virtual surplus $\sum_i \phi_i(v_i)x_i$. For downward-closed settings, agents with negative virtual value are excluded via *monopoly reserves*, given by $r_i^* = \inf\{v_i \mid \phi_i(v_i) \geq 0\}$.

The above characterization rewrites equilibrium revenue in terms of buyer surplus in a transformed value space. Revenue maximization then amounts to excluding agents with negative virtual values, and maximizing virtual welfare among those that remain. We will extend the individual efficiency analysis of randomized allocation rules (Lemma 40) to reason about an agent's contribution to revenue under monopoly reserves.

We focus on equilibria and corresponding bidding outcomes where reserves successfully exclude low-valued agents. In particular, we rule out equilibria where agents overbid to beat the reserve, and those where high-valued agents could attain positive utility but bid below the reserve inappropriately. Furthermore, we make the standard tie-breaking assumption that agents who are indifferent between bidding below the reserve and above it bid above. These properties hold under many standard solution concepts, including Bayes Nash equilibrium, where they follow from standard best response arguments.

Definition 50. *An equilibrium \mathcal{G} for mechanism M with reserves \mathbf{r} respects reserves if for all agents i , $v_i \geq r_i$ if and only if $b_i \geq r_i$. Similarly, a single-agent bidding outcome (v, \mathcal{D}) respects reserve r if $b^\theta \geq r$ with probability 1 if and only if $v \geq r$.*

When a bidding outcome respects the monopoly reserve price r^* , we can extend the analysis of individual efficiency to virtual welfare.

Lemma 51. *Let F be a regular value distribution with monopoly reserve r^* . Further let $(v, b^\theta, \tilde{x}^\theta)$ be a single-agent bidding outcome that respects r^* . If $(v, b^\theta, \tilde{x}^\theta)$ further satisfies best response, then for any target allocation $z \in [0, 1]$,*

$$\mathbb{E}_\theta[\phi(v)\tilde{x}^\theta(b^\theta)] + T^{r^*}(z) \geq \frac{e-1}{e}\phi(v)z. \quad (9)$$

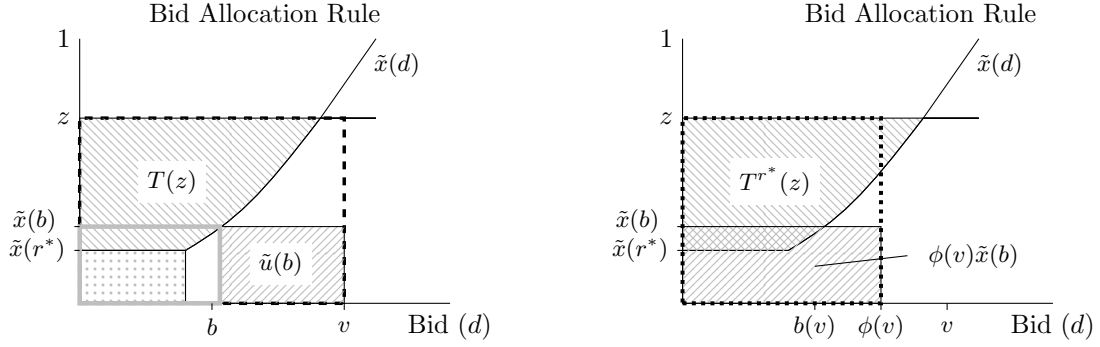
Proof. The argument is illustrated geometrically in Figure 3. Since F is regular, $\phi(v) < 0$ if and only if $v < r^*$, in which case the agent bids below r^* almost surely. For such agents, (9) holds trivially. For an agent with value $v \geq r^*$, bids are at least r^* . Hence given $b(v)$, we have $\mathbb{E}_\theta[\tilde{p}(b^\theta)] \geq r^*\tilde{x}(r^*)$. Furthermore, if $x \leq \tilde{x}(r^*)$, then $t(x) \leq r^*$. It follows that $\int_0^{\tilde{x}(r^*)} t(x) dx \leq r^*\tilde{x}(r^*)$. We therefore obtain the following sequence of inequalities:

$$\mathbb{E}_\theta[\tilde{p}(b^\theta)] \geq r^*\tilde{x}(r^*) \geq \int_0^{\tilde{x}(r^*)} t(x) dx \geq T(z) - T^{r^*}(z). \quad (10)$$

This inequality is illustrated in Figure 3a. Combining with Lemma 40, we obtain a tradeoff between an agent's contribution to surplus and their threshold surplus:

$$\mathbb{E}_\theta[v\tilde{x}^\theta(b^\theta)] + T^{r^*}(z) = u(\mathcal{D}) + \mathbb{E}_\theta[\tilde{p}(b^\theta)] + T^{r^*}(z) \geq u(\mathcal{D}) + T(z) \geq \frac{e-1}{e}vz. \quad (11)$$

Inequality (11) can be seen in Figure 3a as well. The lemma then follows from noting that $\phi(v) \leq v$, and hence when $\phi(v) \geq 0$, the inequality (9) is a weakening of (11). The resulting inequality (9) is illustrated geometrically in Figure 3b. \square



(a) Equations (10) and (11), illustrated for a deterministic bid $b^\theta = b$. Payments $\tilde{p}(b) = b\tilde{x}(b)$ (thick gray rectangle) cover the threshold surplus from the reserve, given by $T(z) - T^{r^*}(z)$ (dotted box). Combining this with individual efficiency of best response, we see that the shaded areas and $\tilde{p}(b)$ together cover a $(e-1)/e$ fraction of dashed box, of area vz .

(b) Equation (9), illustrated for a deterministic bid $b^\theta = b$. Lemma 51 shows the shaded areas cover an $(e-1)/e$ fraction of the dashed box, which has area $\phi(v)z$. Note that $T^{r^*}(z)$ omits the area below $\tilde{x}(r^*)$, and that the boxes for $\tilde{u}(b)$ and $\phi(v)\tilde{x}(b)$ have the same height.

Figure 3

We may apply Lemma 51 to obtain a revenue guarantee.

Theorem 52. *Let \mathcal{G} be a no-bidder-communication equilibrium of a winner-pays-bid mechanism M with monopoly reserves \mathbf{r}^* . Assume values are independently distributed according to regular distributions, and that \mathcal{G} satisfies best response and respects \mathbf{r}^* . Then the expected revenue is a $\mu(e-1)/2e$ -approximation to that of the optimal mechanism.*

Proof. Fix a value v_i for agent i . If $v_i \geq r_i^*$, Lemma 51 implies

$$\phi_i(v_i)x_i(v_i) + T_i^{r_i^*}(x_i^*(v_i)) \geq \frac{e-1}{e}\phi_i(v_i)x_i^*(v_i), \quad (12)$$

where $x_i^*(v_i)$ denotes the interim allocation probability for i under allocation rule of the revenue-optimal mechanism $\text{OPT}_{\mathcal{F}}$ for \mathcal{F} , and $x_i(v_i)$ denotes their interim allocation probability in equilibrium. We omit conditioning from $T_i^{r_i^*}(x_i^*(v_i))$, as \mathcal{F} is a product distribution. We may sum (12) over all agents and take expectations to obtain

$$\mathbb{E}_{\mathbf{v}} \left[\sum_i \phi_i(v_i)x_i(v_i) \right] + \mathbb{E}_{\mathbf{v}} \left[\sum_i T_i^{r_i^*}(x_i^*(v_i)) \right] \geq \frac{e-1}{e} \mathbb{E}_{\mathbf{v}} \left[\sum_i \phi_i(v_i)x_i^*(v_i) \right].$$

Applying competitive efficiency and noting that $\mu \geq 1$ yields:

$$\frac{1}{\mu} \left(\mathbb{E}_{\mathbf{v}} \left[\sum_i \phi_i(v_i)x_i(v_i) \right] + \text{REV}(M^{\mathbf{r}^*}, \mathcal{G}) \right) \geq \frac{e-1}{e} \mathbb{E}_{\mathbf{v}} \left[\sum_i \phi_i(v_i)x_i^*(v_i) \right].$$

Since a mechanism's expected revenue is equal to its expected virtual surplus, we obtain the desired revenue guarantee:

$$2\text{REV}(M^{\mathbf{r}^*}, \mathcal{G}) \geq \mu \frac{e-1}{e} \text{REV}(\text{OPT}_{\mathcal{F}}, \mathcal{F}). \quad \square$$

4.3 Lower Bounds

To conclude the section, we explore the limits of our approach. We do so by exhibiting three sets of examples. In Section 4.3.1, we describe the worst-known examples for welfare and revenue loss in the single-item first-price auction in Bayes-Nash equilibrium. Section 4.3.2 gives a Nash equilibrium of a mechanism with randomized allocations, competitive efficiency 1, and a factor of $(e - 1)/e$ welfare loss. This shows that the restriction to deterministic allocation rules in our analysis of ϵ -Nash equilibrium was necessary. Finally, Dütting and Kesselheim (2015) study the extent to which low competitive efficiency is a necessary condition for a good robust welfare guarantee. We briefly discuss their results in Section 4.3.3.

4.3.1 Single-Item Lower Bounds

The competitive efficiency and individual efficiency provide an general framework for robust welfare and revenue analysis. Whether the resulting welfare guarantees are best possible will vary across mechanisms and solution concepts. What follows are three equilibria of the single-item first-price auction which are the worst known for their type. We begin with a Bayes-Nash equilibrium with correlated values which matches Theorem 45 exactly, due to Syrgkanis (2014).

Example 53. The example has three agents. Agents 1 and 2 have values perfectly correlated, and drawn according to the distribution with CDF $(e(1 - v))^{-1}$ for $v \in [0, 1 - 1/e]$. Agent 3 has value deterministically 1. If we break ties in favor of agent 3, it is a Bayes-Nash equilibrium for agents 1 and 2 to bid their value and agent 3 to bid 0. In the optimal allocation, agent 3 always wins. A straightforward calculation shows the equilibrium welfare to be $(e - 1)/e$.

Example 53 provides a canonical setting in which Theorem 45. When values are independently distributed, however, Jin and Lu (2022) exploit independence to improve the welfare approximation guarantee from $(e - 1)/e \approx .63$ to $(e^2 - 1)/e^2 \approx .865$. Furthermore, they exhibit an example where this bound is tight. As in Example 53, the tight example has a single high-valued agent, who should always receive the item in the welfare-optimal allocation, but underbids in equilibrium. Without correlation to coordinate the bid distribution of the low-valued competition, however, Jin and Lu (2022) instead use a large population of identical, independent agents to implement a competing distribution for the high-valued agent.

Finally, we give the worst-known example for revenue in Bayes-Nash equilibrium with monopoly reserves, with independent, regularly-distributed values. As with welfare under independence, there is a gap between the example and the robust guarantee of Theorem 52.

Example 54. The equilibrium will have two agents. The first agent will have value deterministically 1, and the second will have value CDF $F_2(v_2) = 1 - 1/v_2$. The monopoly reserve for agent 1 is trivially 1. For agent 2, any price above 1 has virtual value 0, so the monopoly reserve is ambiguous. Perturb F_2 slightly such that the monopoly reserve is 1. In equilibrium, agent 1 bids their value, 1. If we break ties in favor of agent 2, then agent 2 also bids 1, yielding an expected revenue of 1. This obtains less revenue than posting a price of $H > 1$ to agent 2, and upon rejection selling to agent 1, which has expected revenue $2 - 1/H$. Taking $H \rightarrow \infty$ yields the desired multiplicative loss of $1/2$.

4.3.2 Welfare Loss Under Randomized Mechanisms

Section 4.1.1 gave an improved individual efficiency guarantee for deterministic allocation rules when compared to randomized rules. This translated to an improved welfare guarantee. We now

demonstrate that the restriction to deterministic rules is necessary for this improvement. We do so by giving a mechanism with competitive efficiency 1, randomized allocations, and Nash equilibrium with multiplicative welfare loss $(e - 1)/e$.

Example 55. Define a *partial allocation environment* to be an n -agent feasibility environment given by a vector (z_1, \dots, z_n) of maximum allocations. A feasible allocation selects an agent i and assigns them up to z_i units of allocation. Given a value profile \mathbf{v} , the welfare-optimal allocation in a partial allocation environment selects the agent maximizing $v_i z_i$. The highest bids win allocation rule takes a profile of bids \mathbf{b} and allocates the agent maximizing $b_i z_i$. This mechanism has competitive efficiency 1.

Now consider the following convex combination of partial allocation environments. Draw a parameter θ according to $G(\theta) = (e(1 - \theta))^{-1}$, and consider the three-agent partial allocation environment with maximum allocations $(\theta, \theta, 1)$. By Lemma 8 competitive efficiency is closed under convex combination, so the winner-pays-bid, highest-bids-wins mechanism for this environment has competitive efficiency 1. We will now construct a Nash equilibrium for this mechanism with welfare approximation $e/(e - 1)$. Let values be $(1, 1, 1)$. If we allocate to break ties to favor agent 3, then it is a Nash equilibrium for agents 1 and 2 to bid 1, and agent 3 to bid 0. Equilibrium welfare is therefore the expected value of θ , which is $(e - 1)/e$, rather than the 1 that could be achieved by allocating agent 3.

4.3.3 Necessity of High Competitive Efficiency

We have shown that high competitive efficiency is a sufficient condition for robust performance guarantees. We now briefly examine whether it is also a necessary condition. In other words, we study the extent to which a mechanism with poor competitive efficiency must also possess equilibria with welfare far from optimal. A formal treatment of this question appears in Dütting and Kesselheim (2015). For brevity, we simply overview the main ideas.

In Section 3.2, we exhibited the highest-bids-win rule for single-minded combinatorial auctions as a mechanism with poor competitive efficiency. We gave a bundle structure with m items and an agent i desiring item i for each $i \in \{1, \dots, m\}$, along with an agent $m + 1$ who desires the grand bundle. The bid profile $(0, \dots, 0, 1)$ then refuted any competitive efficiency better than m . Note, however, that under the winner-pays-bid format, this bid profile is not a Nash equilibrium for any positive value of agent $m + 1$, as this agent would always prefer to lower their bid. If we allow ourselves to augment the setting with an additional bidder, however, we may produce an equilibrium with welfare approximation m . Specifically, add a second grand bundle bidder, $m + 2$. The value profile $(1, \dots, 1)$ and bid profile $(0, \dots, 0, 1, 1)$ is a Nash equilibrium for any tiebreaking: the only unilateral deviations in which bidders $1, \dots, m$ can win involve bidding at least their value, and if bidders $m + 1$ or $m + 2$ bid less than 1, they are guaranteed to lose.

The approach of duplicating bidders can be extended to most winner-pays-bid mechanisms of interest for single-minded combinatorial auctions. In particular, consider any winner-pays bid mechanism M which, given two or more bidders with identical desired bundles, always allocates the one with the highest bid. Let bid profile \mathbf{b} and alternate allocation \mathbf{y} exhibit a competitive efficiency at most μ . For each winner i under \mathbf{b} in M , add a duplicate i' desiring the same bundle. The following value and bid profiles are then a Nash equilibrium with welfare approximation μ in the augmented setting: for each winner i under \mathbf{b} , give i and i' both value and equilibrium bid equal to b_i . For each agent i winning under \mathbf{y} but not winning under \mathbf{b} , give that agent value $\hat{b}_i(\mathbf{b}_{-i})$ and bid b_i . Give all other agents value and bid 0. Under appropriate

tiebreaking, this is an equilibrium for the same reasons as in the previous example: winners (and their duplicates) under b_i cannot reduce their bids without losing, and losers under \mathbf{b} cannot win without overbidding. Moreover, the welfare approximation is equal to the competitive efficiency exhibited by \mathbf{b} and \mathbf{y} , μ .

Dütting and Kesselheim (2015) formalize the above approach for arbitrary single-parameter environments. For any setting which can be augmented with duplicates, and any winner-pays-bid mechanism which handles duplicates sensibly, any instance with competitive efficiency μ implies the existence of a related instance and equilibrium for that related instance with welfare approximation μ . For single-minded combinatorial auctions in particular, this implies that up to a constant factor, the greedy mechanism discussed in Section 3.3 is the optimal winner-pays-bid mechanism, with respect to the objective of robust welfare approximation. It also pinpoints the highest-bids-wins mechanism’s mismanagement of inter-bidder competition as the source of its worst-case inefficiency. More generally, it further justifies the study of competitive efficiency as a design objective in itself.

5 Beyond Winner-Pays-Bid Mechanisms

Thus far, we have considered only winner-pays bid mechanisms, where competition is measured by threshold bids. In this section, we generalize competitive efficiency to other measures of competition and families of mechanisms. We provide two applications. First in Section 5.2 we show that competitive efficiency is preserved in the sale of identical items via simultaneous auctions to unit-demand agents. Agents may participate in any number of auctions, and are served if they win at least one. If all component mechanisms have competitive efficiency μ , we show that their simultaneous composition must as well. Then in Section 5.3, we analyze all-pay auctions. For both applications, we will only consider product distributions over values; along the way, we will give a corresponding, adapted definition of competitive efficiency.

5.1 Generalized Framework

The robust analysis of winner-pays-bid mechanisms consisted of three steps. First, we quantified an agent’s competition. Second, competitive efficiency measured how well a mechanism managed this competition across agents, independent of incentives. Finally, individual efficiency related this competition to each agent’s bidding problem. In general single-parameter mechanisms, each agent i takes an action a_i , which may be a richer object than a real-valued bid, and payments may not follow the winner-pays-bid format.

In winner-pays-bid mechanisms, we measured competition with threshold bids: when a high bid was necessary to secure allocation, competition was stronger. An agent’s interim allocation rule traced out their Pareto frontier between bids and allocation probabilities. For general mechanisms, we will consider the frontier between allocation and a real-valued cost function $\beta_i(a_i | v_i)$, which will be chosen based on the family of mechanisms being considered. We measure competition by the cost necessary to secure different allocations:

Definition 56. *Given joint distribution \mathcal{G} over actions and values, value v_i for agent i , target allocation probability $x \in [0, 1]$, and cost function β_i , agent i ’s interim threshold cost is given by $\tau_i(x | v_i) = \inf_{a_i : \tilde{x}_i(a_i | v_i) \geq x} \beta_i(a_i | v_i)$.*

For winner-pays-bid mechanisms, a natural cost function for a bid b_i is the bid itself, i.e. $\beta_i(b_i | v_i) = b_i$. For general mechanisms, an analogue is the *price per unit of allocation*. Define

for action a_i the interim allocation $\tilde{x}_i(a_i | v_i) = \mathbb{E}_{\mathbf{a}_{-i} | v_i}[\tilde{x}_i(a_i, \mathbf{a}_{-i} | v_i)]$ and interim payment $\tilde{p}_i(a_i | v_i) = \mathbb{E}_{\mathbf{a}_{-i} | v_i}[\tilde{p}_i(a_i, \mathbf{a}_{-i} | v_i)]$. These yield a cost function $\beta_i^{\text{PPU}}(a_i | v_i)$, defined below, which generally depends on \mathcal{G} , and which generalizes the winner-pays-bid analysis. In winner-pays-bid mechanisms, it will hold that $\beta_i^{\text{PPU}}(b_i | v_i) = b_i$.

Definition 57. *Given joint distribution \mathcal{G} over actions and values, the price per unit for action a_i , denoted $\beta_i^{\text{PPU}}(a_i | v_i)$, is given by $\beta_i^{\text{PPU}}(a_i | v_i) = \tilde{p}_i(a_i | v_i) / \tilde{x}_i(a_i | v_i)$.*

General single-parameter mechanisms need not support a natural notion of reserve price. For those that do, we discount costs as we discounted bids below the reserves. This will enable us to study simultaneous first-price auctions with individualized reserves: if agent i faces a reserve of r_i in each mechanism, this imposes a minimum price per unit of r_i for allocation overall.

Definition 58. *Given joint distribution \mathcal{G} over actions and values, desired allocation probability $x \in [0, 1]$, and minimum cost r_i , an agent i 's interim threshold cost with discounted reserve is given by $\tau_i^{r_i}(x | v_i) = \tau_i(x | v_i)$ if $\tau_i(x | v_i) \geq r_i$ and $\tau_i^{r_i}(x | v_i) = 0$ otherwise.*

For cost functions β_i for each agent i , we aggregate threshold costs mimicing Definition 3.

Definition 59. *Given joint distribution \mathcal{G} over actions and values, allocation probability $y_i \in [0, 1]$, and minimum cost r_i , agent i 's generalized threshold surplus with discounted reserve for y_i is given by $\mathcal{T}_i^{r_i}(y_i | v_i) = \int_0^{y_i} \tau_i^{r_i}(x | v_i) dx$. When $r_i = 0$, we omit r_i and simply write $\mathcal{T}_i(y_i | v_i)$.*

The generalized definition of competitive efficiency compares the threshold surplus to the mechanism's revenue. The definition parallels Definition 4, but threshold surplus is now taken with respect to general cost functions.

Definition 60. *The generalized competitive efficiency of a mechanism M and minimum costs \mathbf{r} is the largest μ such that, for any joint distribution \mathcal{G} over values and actions and any feasible profile \mathbf{y} of interim allocation functions function, the revenue is at least a μ fraction of the threshold surplus:*

$$\text{REV}(M, \mathcal{G}) \geq \mu \sum_i \mathbb{E}_{v_i \sim \mathcal{F}_i} [\mathcal{T}_i^{r_i}(y_i(v_i) | v_i)].$$

For winner-pays-bid mechanisms, the price per unit of a bid is the bid itself. Thus with cost functions β_i^{PPU} , Definitions 56, 58, 59, and 60 coincide with their analogs from Section 3. Hence:

Lemma 61. *For winner-pays-bid mechanism M and minimum costs \mathbf{r} , if M has competitive efficiency μ , then for price-per-unit costs, M also has generalized competitive efficiency μ .*

The two main applications of this section are simultaneous mechanisms and all-pay mechanisms. Each of these two families presents an obstacle that we overcome by weakening the definitions of competitive efficiency and individual efficiency. First, recall that a winner-pays-bid mechanism's competitive efficiency was the same for all priors, including those with correlation. However, simultaneous auctions are known to possess inefficient equilibria under correlation (Feldman et al., 2013). We therefore consider only distributions with independent values and no bidder communication (Definition 49).

The second problem is that all-pay mechanisms are not individually efficient. Definition 33 of individual efficiency required an agent to trade off utility and threshold surplus efficiently to obtain any desired allocation level z . For all-pay mechanisms, only $z = 1$ can be obtained

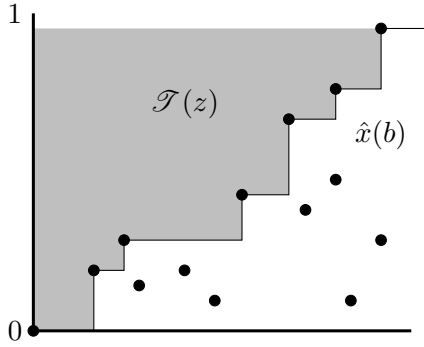


Figure 4: Generalized individual efficiency analysis of price per unit costs. Each point represents $\beta^{\text{PPU}}(a)$ for some action. Best responses lie along Pareto frontier $\hat{x}(\cdot)$. This is equivalent to playing against the winner-pays bid mechanism with allocation rule $\hat{x}(\cdot)$.

efficiently in this way. We therefore consider ex post feasible allocations $\mathbf{y} \in \mathcal{X} \subseteq \{0, 1\}^n$ when we weaken competitive efficiency, and deterministic allocations when we weaken individual efficiency.

The restrictions discussed above enable simpler notation for the expected threshold surplus $\mathbb{E}_{v_i \sim \mathcal{F}_i}[\mathcal{T}_i^{r_i}(y_i(v_i) | v_i)]$ from Definition 60. With independent values and no bidder communication, an agent's threshold surplus does not depend on their value v_i . We may therefore omit the conditioning on v_i . Second, with ex post feasible allocations $\mathbf{y} \in \{0, 1\}^n$, we may omit the expectation over v_i . Taking these two modifications into account, we have the following:

Definition 62. *The weak competitive efficiency of a mechanism M for minimum costs \mathbf{r} is the largest μ such that, for bid distribution \mathcal{B} , product distribution \mathcal{F} , and feasible allocation $\mathbf{y} \in \mathcal{X}$, the revenue is at least a μ fraction of the threshold surplus:*

$$\text{REV}(M, \mathcal{B}, \mathcal{F}) \geq \mu \sum_i \mathcal{T}_i^{r_i}(y_i).$$

The following is then immediate from definitions.

Lemma 63. *If a mechanism M has generalized competitive efficiency μ , then it also has weak competitive efficiency μ .*

The weakened definition of individual efficiency is below. It requires the agent to efficiently trade off generalized threshold surplus $\mathcal{T}(\cdot)$ and utility. In contrast to Definition 33, it only considers $z = 1$. We first generalize single-agent bidding outcomes beyond winner-pays-bid mechanisms.

Definition 64. *A single-agent action outcome is given by a value $v \geq 0$ and a joint distribution $\mathcal{D} = (a^\theta, \tilde{x}^\theta, \tilde{p}^\theta)$ over bids, allocation rules, and payment rules, indexed uniformly by θ . The agent's utility is given by $u(\mathcal{D}) = \mathbb{E}_\theta[v\tilde{x}^\theta(a^\theta) - \tilde{p}^\theta(a^\theta)]$. The agent's expected allocation rule at bid a is $\tilde{x}(a) = \mathbb{E}_\theta[\tilde{x}^\theta(b)]$, and given a cost function β , the interim threshold costs are $\tau(x) = \inf\{\beta(a) | \tilde{x}(a) \geq x\}$. The threshold surplus is $T(z) = \int_0^z \tau(x) dx$.*

Definition 65. *Let (v, \mathcal{D}) be a single-agent action outcome. The weak individual efficiency of (v, \mathcal{D}) is given by the ratio $\eta = (u(\mathcal{D}) + \mathcal{T}(1))/v$. The weak individual efficiency of a family of action outcomes is the smallest weak individual efficiency in the family.*

The individual efficiency analysis of winner-pays-bid bidding outcomes in Section 4.2.1 implies generalized individual efficiency guarantees under the price per unit cost function $\beta^{\text{PPU}}(\cdot)$.

Lemma 66. *The weak individual efficiency of winner-pays-bid mechanisms for price per unit costs under best response is $(e - 1)/e$.*

Proof. Let $(v, a^\theta, \tilde{x}^\theta, \tilde{p}^\theta)$ be a single-agent action outcome, and define $\tilde{x}(\cdot) = \mathbb{E}_\theta[\tilde{x}^\theta(\cdot)]$. Then $\tilde{x}(\cdot)$ induces a Pareto frontier between allocation and price per unit: $\hat{x}(b) = \sup_{a: \beta^{PPU}(a) \leq b} \tilde{x}(a)$. See Figure 4 for illustration. We may treat $\hat{x}(b)$ as a winner-pays-bid allocation rule and apply the individual efficiency guarantees for winner-pays-bid mechanisms. Specifically, let b^* maximize $(v - b^*)\hat{x}(b^*)$. Then the single-agent bidding outcome (v, b^*, \hat{x}) satisfies best response. Moreover, the winner-pays-bid threshold surplus for (v, b^*, \hat{x}) is equal to the price per unit surplus $\mathcal{T}(1)$ of $\tilde{x}(\cdot)$, and hence by Lemma 40, $(v - b^*)\hat{x}(b^*) + \mathcal{T}(1) \geq v(e - 1)/e$. But since $(v, a^\theta, \tilde{x}^\theta, \tilde{p}^\theta)$ satisfies best response, $u(a^\theta, \tilde{x}^\theta, \tilde{p}^\theta) \geq (v - b^*)\hat{x}(b^*)$, yielding the stated bound. \square

We are further able to extend Lemma 51 to obtain:

Lemma 67. *Let F be a regular value distribution with monopoly reserve r^* , and let $(v, a^\theta, \tilde{x}^\theta, \tilde{p}^\theta)$ be a single-agent action outcome satisfying best response. If $\beta^{PPU}(a^\theta) \geq r^*$ with probability 1, then with price per unit costs,*

$$\mathbb{E}_\theta[\phi(v)\tilde{x}^\theta(a^\theta)] + \mathcal{T}^{r^*}(1) \geq \frac{e-1}{e}\phi(v). \quad (13)$$

Definitions 62 and 65 weaken otherwise general definitions of competitive efficiency and individual efficiency. Nonetheless, they are sufficient to obtain welfare and revenue guarantees:

Theorem 68. *Let M be a mechanism with weak competitive efficiency $\mu \leq 1$ for an environment with deterministic allocations. Let \mathcal{G} be an equilibrium in which the agents' conditional action outcomes have individual efficiency η . Then the expected welfare is an $\mu\eta$ -approximation to that of the optimal mechanism.*

Theorem 69. *Let M be a mechanism with weak competitive efficiency $\mu \leq 1$ for an environment with deterministic allocations. Let \mathcal{G} be an equilibrium with product distribution \mathcal{F} which satisfies best response and no bidder communication. Further assume that \mathcal{G} respects reserves: for all i , $v_i \geq r_i^*$ implies $\beta^{PPU}(a_i) \geq r_i^*$ and $v_i < r_i^*$ implies $\tilde{x}_i(a_i) = 0$ with probability 1. Then the expected revenue is a $\frac{e-1}{2e}\mu$ -approximation to that of the optimal mechanism.*

We only prove Theorem 68, as the proof of Theorem 69 is analogous.

Proof of Theorem 68. Fix a value profile \mathbf{v} , let $x_i^*(\mathbf{v})$ denote agent i 's allocation under the welfare-optimal allocation rule. For all agents i , we may write:

$$u_i(v_i) + \mathcal{T}_i(x_i^*(\mathbf{v})) \geq \eta v_i x_i^*(\mathbf{v}),$$

where the inequality follows from weak individual efficiency when $x_i^*(\mathbf{v}) = 1$, and trivially when $x_i^*(\mathbf{v}) = 0$. Summing over all agents and taking expectation over \mathbf{v} yields:

$$\mathbb{E}_{\mathbf{v}} \left[\sum_i u_i(v_i) \right] + \mathbb{E}_{\mathbf{v}} \left[\sum_i \mathcal{T}_i(x_i^*(\mathbf{v})) \right] \geq \eta \mathbb{E}_{\mathbf{v}} \left[\sum_i v_i x_i^*(\mathbf{v}) \right].$$

The righthand side is the optimal expected welfare. Since for every profile \mathbf{v} , $\mathbf{x}^*(\mathbf{v})$ is feasible, the second term on the lefthand side is at most $\mu \text{REV}(M, \mathcal{B}, \mathcal{F})$. Hence:

$$\mathbb{E}_{\mathbf{v}} \left[\sum_i u_i(v_i) \right] + \mu \text{REV}(M, \mathcal{B}, \mathcal{F}) \geq \eta \text{WELFARE}(\text{OPT}, \mathcal{F}).$$

The result then follows from noting that $\mu \leq 1$ and that the welfare of M is the sum of the expected utilities and revenue. \square

5.2 Simultaneous Composition

We now apply our generalized framework and study the impact of local mechanisms' properties on the equilibrium performance of a larger system. Consider n single-parameter agents seeking abstract service. Agents may participate in one or more of m separate mechanisms. Each of the mechanisms are run simultaneously; each agent takes a profile of actions, one per mechanism. Taking allocation levels in $[0, 1]$ to be fractional levels of service, we define an agent's service level in the combined mechanism to be their maximum service level across all mechanisms. Agents make the assigned payments to all mechanisms. In this section we show that under these assumptions, if each individual mechanisms has weak competitive efficiency μ , then so too does the aggregate mechanism induced for agents by simultaneous participation as described above. We refer to the aggregate mechanism as the *simultaneous composition* of the individual component mechanisms.

Formally, a simultaneous composition of mechanisms consists of m separate feasibility environments $\mathcal{X}^1, \dots, \mathcal{X}^m$, one per component mechanism. Each component mechanism M^j is comprised of a bid allocation rule $\tilde{\mathbf{x}}^j$ and a bid payment rule $\tilde{\mathbf{p}}^j$, mapping a profile of actions \mathbf{a}^j to an allocation in \mathcal{X}^j and a nonnegative payment, respectively. We assume each mechanism has a withdraw action \perp which guarantees zero allocation and payments in M^j . Define the simultaneous composition of mechanisms M^1, \dots, M^m in the following way:

Definition 70. *Let mechanisms M^1, \dots, M^m have bid allocation and bid payment rules $(\tilde{\mathbf{x}}^j, \tilde{\mathbf{p}}^j)$ and individual action spaces A_i^1, \dots, A_i^m for each agent i . The simultaneous composition of M^1, \dots, M^m is defined to have:*

- *Action space $\prod_j A_i^j$ for each agent. That is, each agent participates in the global mechanism by participating in each composed mechanism individually. Given a profile of actions \mathbf{a} for each agent, we denote by \mathbf{a}^j the profile of actions restricted to mechanism j .*
- *Allocation rule $\tilde{x}_i(\mathbf{a}) = \max_j \tilde{x}_i^j(\mathbf{a}^j)$. That is, each agent is served at their highest level across all component mechanisms.*
- *Payment rule $\tilde{p}_i(\mathbf{a}) = \sum_j \tilde{p}_i^j(\mathbf{a}^j)$. That is, agents make payments to every composed mechanism.*

Note that as a consequence of Definition 70, we may define the composed feasibility environment as the set of allocation levels induced by the component mechanisms, i.e.

$$\mathcal{X} = \{(\max_j x_1^j, \dots, \max_j x_n^j) \mid \mathbf{x}^1, \dots, \mathbf{x}^m \in \mathcal{X}^1, \dots, \mathcal{X}^m\}.$$

The main result of this section is that weak competitive efficiency of the component mechanisms implies weak competitive efficiency for their simultaneous composition. That is, if each component mechanism efficiently translates competition, measured via threshold costs, into revenue, then the simultaneous composition of those mechanisms will do so as well.

Competitive efficiency holds with respect to cost functions β_i for the composed mechanism. for each i , which we may extend to the component mechanisms in the following way. Let a_i^j be an action for agent i in mechanism j , and let \hat{a}_i^j denote the action for agent i in the composed mechanism where i plays a_i^j in mechanism M^j and withdraws from all other mechanisms $j' \neq j$. Let a_i be an action in the composed mechanism consisting of actions a_i^j in mechanism M^j for each j . Define $\beta_i^j(a_i) = \beta_i(\hat{a}_i^j)$, where we omit conditioning on v_i due to the independence of \mathcal{F} . For

any allocation $x \in [0, 1]$, we may also define agent i 's threshold cost $\tau_i^j(x) = \inf_{a_i: \bar{x}_i(a_i) \geq x} \beta_i^j(a_i)$, and similarly define the threshold cost with discounted reserve $\tau_i^{j,r_i}(x)$ and generalized threshold surplus with discounted reserve $\mathcal{F}_i^{j,r_i}(x)$ for mechanism M^j analogously to Definitions 58 and 59. For the example of price per unit costs β_i^{PPU} , β_i^j corresponds to the price per unit cost in the component mechanism M^j as one would expect. We may now state the section's main result.

Theorem 71. *Let M be a simultaneous composition of mechanisms M^1, \dots, M^m . If M^1, \dots, M^m all have weak competitive efficiency μ with minimum costs \mathbf{r} , then so does M .*

The theorem will follow from two observations. First, agents' threshold prices are lower in the composition of mechanisms than in any individual component mechanism. In other words, it is easier for agents to secure allocation with more mechanisms to participate in. Second, the aggregate revenue is the sum of the component mechanisms' revenues. The following lemma formalizes the first observation.

Lemma 72. *For any distribution of actions and values \mathcal{G} , any $z \in [0, 1]$, any component mechanism M^j , and any minimum cost r_i , $\tau_i^{r_i}(z) \leq \tau_i^{j,r_i}(z)$.*

Proof. By definition, $\tau_i(x) = \inf_{a_i: \bar{x}_i(a_i) \geq x} \beta(a_i) \leq \inf_{a_i: \bar{x}_i(a_i) \geq x} \beta_i^j(a_i) = \tau_i^j(x)$, and so $\tau_i^{r_i}(x) \leq \tau_i^{j,r_i}(x)$. Integrating both quantities yields $\mathcal{F}_i^{r_i}(x) \leq \mathcal{F}_i^{j,r_i}(x)$. \square

Proof of Theorem 71. Let \mathcal{B} be an action distribution and \mathcal{F} a product prior over values, with joint distribution \mathcal{G} . Further let \mathbf{y} be a feasible allocation in the composed environment, where $\mathbf{y}^1, \dots, \mathbf{y}^m \in \mathcal{X}^1, \dots, \mathcal{X}^m$ denotes a profile of allocations for each component mechanism certifying the feasibility of \mathbf{y} , i.e. $y_i = \max_j y_i^j$ for all i . For each agent i , let δ_{ij} be an indicator taking value 1 if j is the lowest index such that $y_i = y_i^j$, and 0 otherwise. Further let $\text{REV}^j(M, \mathcal{G})$ denote the revenue from component mechanism M^j under \mathcal{G} . We obtain the following sequence of inequalities, explained after their statement:

$$\begin{aligned} \frac{1}{\mu} \text{REV}(M, \mathcal{G}) &= \sum_j \frac{1}{\mu} \text{REV}^j(M, \mathcal{G}) \\ &\geq \sum_j \sum_i \mathcal{F}_i^{j,r_i}(y_i^j) \\ &\geq \sum_j \sum_i \mathcal{F}_i^{r_i}(y_i^j) \\ &= \sum_j \sum_i \delta_{ij} \mathcal{F}_i^{r_i}(y_i) \\ &= \sum_i \mathcal{F}_i^{r_i}(y_i). \end{aligned}$$

The first inequality follows from the definition of payments in a composed mechanism as the sum of the revenues of the component mechanisms. The second line comes from the assumption that each component mechanism has weak competitive efficiency μ with minimum costs \mathbf{r} . The third line follows from Lemma 72. The remaining lines follow from the definition of feasibility in the composed mechanism. \square

If we consider price per unit costs, then Theorem 71 implies that the simultaneous composition of winner-pays-bid mechanisms inherits the competitive efficiency of the component mechanisms, and hence their robust welfare guarantees. Moreover, if all mechanisms have monopoly reserves, the same can be said for revenue.

Corollary 73. *Let M be the simultaneous composition of winner-pays-bid mechanisms, each with competitive efficiency at least $\mu \leq 1$. Then in any equilibrium with independent values satisfying no bidder communication and best response, $\mathcal{G} = (\mathcal{F}, \mathcal{B})$ with independent \mathcal{F} , the welfare is at least a $\mu(e - 1)/e$ fraction of optimal.*

Corollary 74. *Let M be the simultaneous composition of winner-pays-bid mechanisms, each with competitive efficiency at least $\mu \leq 1$, and each with monopoly reserves. Then in any equilibrium with independent values, no bidder communication, and best response, and which respects reserves, $\mathcal{G} = (\mathcal{F}, \mathcal{B})$ with independent \mathcal{F} , the revenue is at least a $\mu(e - 1)/2e$ fraction of optimal.*

5.3 All-Pay Mechanisms

This section considers single-bid all-pay mechanisms. Given an allocation rule $\tilde{\mathbf{x}}$ mapping bids $\mathbf{b} = (b_1, \dots, b_n)$ to allocations, the corresponding all-pay mechanism has payment rule $\tilde{p}_i(\mathbf{b}) = b_i$. We will analyze the weak competitive efficiency of all-pay mechanisms, measuring competition via gross payments rather than price per unit of allocation. For this cost function, however, individual efficiency fails to hold. We will instead prove that all-pay mechanisms satisfy the weak individual efficiency of Definition 65.

Given bid distribution \mathcal{B} , product distribution \mathcal{F} over values, and action a_i for agent i , we will consider the cost function $\beta_i^{\text{AP}}(a_i) = \tilde{p}_i(a_i) = \mathbb{E}_{\mathbf{a}_{-i}}[\tilde{p}_i(a_i, \mathbf{a}_{-i})]$. For all-pay mechanisms, payments are equal to bids, so for bid b_i , we have $\beta_i^{\text{AP}}(b_i) = b_i$. For such mechanisms, we therefore also have that $\tau_i(x) = \inf_{b_i: \tilde{x}_i(b_i) \geq x} \beta_i^{\text{AP}}(b_i)$ is the agent's threshold bid for allocation level x , and $\mathcal{T}_i(1) = \int_0^1 \tau_i(x) dx$ is i 's expected threshold bid. The connection to threshold bids will enable us to re-use our analysis of winner-pays-bid mechanisms from Section 3. We present the analysis in the absence of minimum costs \mathbf{r} , as it is typical to consider all-pay mechanisms without reserves.

Theorem 75. *Let $\tilde{\mathbf{x}}$ be a deterministic allocation rule, and assume the winner-pays-bid mechanism for $\tilde{\mathbf{x}}$ has competitive efficiency μ . Then for cost function β_i^{AP} , the all-pay mechanism for $\tilde{\mathbf{x}}$ has weak competitive efficiency μ .*

Proof. Let \mathcal{B} be a bid distribution and \mathcal{F} be a product distribution over values. For a deterministic (ex post) allocation rule $\tilde{\mathbf{x}}$, let M^{WPB} and M^{AP} be mechanisms obtained by pairing $\tilde{\mathbf{x}}$ with winner-pays-bid and all-pay payment formats, respectively. Assume M^{WPB} has competitive efficiency μ . The result will follow from noting that the all-pay revenue under \mathcal{B} and \mathcal{F} is weakly larger, while the threshold surplus in M^{WPB} equals the generalized threshold surplus in M^{AP} . Note that we need only consider $\mathbf{y} \in \{0, 1\}^n$ in the threshold surplus, as the environment is deterministic.

The revenue in a winner-pays-bid mechanism is the bids of the winners. The revenue in an all-pay mechanism is the bids of all agents. Therefore for the same bid distribution and prior \mathcal{B} and \mathcal{F} , $\text{REV}(M^{\text{AP}}, \mathcal{B}, \mathcal{F}) \geq \text{REV}(M^{\text{WPB}}, \mathcal{B}, \mathcal{F})$. To compare threshold surplus, note that the winner-pays-bid threshold surplus of $(\mathcal{B}, \mathcal{F})$ in M^{WPB} is $T_i(y_i) = \int_0^{y_i} t_i(x) dx$. For $y_i = 1$, this integral is the expected threshold bid for agent i . Now consider the same $(\mathcal{B}, \mathcal{F})$ in M^{AP} . The generalized threshold surplus for β_i^{AP} is $\mathcal{T}_i(y_i) = \int_0^{y_i} \tau_i(x) dx$. This is again equal to i 's expected threshold bid in the all-pay mechanism for $y_i = 1$. Hence, $T_i(y_i) = \mathcal{T}_i(y_i)$. We therefore have:

$$\text{REV}(M^{\text{AP}}, \mathcal{B}, \mathcal{F}) \geq \text{REV}(M^{\text{WPB}}, \mathcal{B}, \mathcal{F}) \geq \mu \sum T_i(y_i) = \mu \sum \mathcal{T}_i(y_i),$$

where the second inequality follows from the competitive efficiency of M^{WPB} . \square

We now derive a weak individual efficiency guarantee:

Lemma 76 (Weak Individual Efficiency of All-Pay Mechanisms). *Let $(v, b^\theta, \tilde{x}^\theta, \tilde{p}^\theta)$ be a single-agent action outcome with all-pay payments: $\tilde{p}^\theta(b) = b$ for all θ . If $(v, b^\theta, \tilde{x}^\theta, \tilde{p}^\theta)$ satisfies best response, then with cost function β_i^{AP} the following holds:*

$$\mathbb{E}_\theta[v\tilde{x}^\theta(b^\theta) - b^\theta] + \mathcal{F}(1) \geq v/2. \quad (14)$$

To see that all-pay mechanisms do not satisfy the stronger definition of individual efficiency, consider the single-bid rule $\tilde{x}(b) = b$ and an agent with value $v = 1$. Since $\tilde{u}(b) = 0$ for all best responses b , it follows that $\tilde{u}(b) + \mathcal{F}(z) \rightarrow 0$ as $z^2/2$, which implies that no constant individual efficiency guarantee holds for arbitrary z .

Proof of Lemma 76. Let $\tilde{u}(b^\theta, \tilde{x}^\theta, \tilde{p}^\theta) = (v, \mathcal{D})$ be given. For any allocation probability $x \in [0, 1]$, agent i could choose to get allocation probability at least x and pay at most $\tau(x)$. Hence, $u(\mathcal{D}) = E_\theta[v\tilde{x}^\theta(b^\theta) - b^\theta] \geq vx - \tau(x)$ for all $x \in [0, 1]$. We may rearrange this as $\tau(x) \geq vx - u(\mathcal{D})$. Since we also have $t(x) \geq 0$, we may write:

$$\begin{aligned} \mathcal{F}(1) &\geq \int_0^1 \max(vx - u(\mathcal{D}), 0) dx = \int_{u(\mathcal{D})/v}^1 vx - u(\mathcal{D}) dx \\ &= \frac{v}{2} - u(\mathcal{D}) + \frac{u(\mathcal{D})^2}{2v}. \end{aligned}$$

We therefore have $u(\mathcal{D}) + \mathcal{F}(1) \geq v/2 + u(\mathcal{D})^2/2v$. Holding v fixed and minimizing the righthand side as a function of $u(\mathcal{D})$ yields a lower bound of $v/2$, as desired. \square

From Theorem 68, we may conclude that all winner-pays-bid mechanisms for deterministic environments which have competitive efficiency μ have an analogous all-pay mechanism with the same weak competitive efficiency. The welfare in these mechanisms is consequently a $\mu/2$ -fraction of optimal. Notably, this includes the simultaneous composition of all-pay mechanisms.

Corollary 77. *For a deterministic allocation rule $\tilde{\mathbf{x}}$, let M^{WPB} and M^{AP} be the respective winner-pays-bid and all-pay mechanisms for $\tilde{\mathbf{x}}$. Then if M^{WPB} has competitive efficiency $\mu \leq 1$, then in any equilibrium $(\mathcal{B}, \mathcal{F})$ with product distribution \mathcal{F} satisfying no bidder communication and best response in M^{AP} , the welfare is at least a $\mu/2$ fraction of optimal.*

References

- Allouah, A. and Besbes, O. (2020). Prior-independent optimal auctions. *Management Science*, 66(10):4417–4432.
- Bergemann, D., Brooks, B., and Morris, S. (2017). First-price auctions with general information structures: Implications for bidding and revenue. *Econometrica*, 85(1):107–143.
- Bergemann, D., Brooks, B., and Morris, S. (2019). Revenue guarantee equivalence. *American Economic Review*, 109(5):1911–29.
- Bergemann, D. and Morris, S. (2016). Bayes correlated equilibrium and the comparison of information structures in games. *Theoretical Economics*, 11(2):487–522.

- Brooks, B. and Du, S. (2021). Optimal auction design with common values: An informationally robust approach. *Econometrica*, 89(3):1313–1360.
- Carroll, G. (2017). Robustness and separation in multidimensional screening. *Econometrica*, 85(2):453–488.
- Devanur, N. R., Hartline, J. D., and Yan, Q. (2015). Envy freedom and prior-free mechanism design. *Journal of Economic Theory*, 156:103–143.
- Dhangwatnotai, P., Roughgarden, T., and Yan, Q. (2010). Revenue maximization with a single sample. In *ACM Conference on Electronic Commerce*, pages 129–138.
- Dhangwatnotai, P., Roughgarden, T., and Yan, Q. (2015). Revenue maximization with a single sample. *Games and Economic Behavior*, 91:318–333.
- Dütting, P. and Kesselheim, T. (2015). Algorithms against anarchy: Understanding non-truthful mechanisms. In *16th ACM Conference on Economics and Computation*.
- Edelman, B., Ostrovsky, M., and Schwarz, M. (2007a). Internet advertising and the generalized second-price auction: Selling billions of dollars worth of keywords. *American economic review*, 97(1):242–259.
- Edelman, B., Ostrovsky, M., and Schwarz, M. (2007b). Internet advertising and the generalized second-price auction: Selling billions of dollars worth of keywords. *American economic review*, 97(1):242–259.
- Feldman, M., Fu, H., Gravin, N., and Lucier, B. (2013). Simultaneous auctions are (almost) efficient. In *Proceedings of the forty-fifth annual ACM symposium on Theory of computing*, pages 201–210.
- Forges, F. (1986). An approach to communication equilibria. *Econometrica: Journal of the Econometric Society*, pages 1375–1385.
- Fu, H., Immorlica, N., Lucier, B., and Strack, P. (2015). Randomization beats second price as a prior-independent auction. In *Proceedings of the Sixteenth ACM Conference on Economics and Computation*, pages 323–323.
- Hartline, J., Hoy, D., and Taggart, S. (2014). Price of anarchy for auction revenue. In *Proceedings of the fifteenth ACM conference on Economics and computation*, pages 693–710.
- Hartline, J., Johnsen, A., and Li, Y. (2020). Benchmark design and prior-independent optimization. In *2020 IEEE 61st Annual Symposium on Foundations of Computer Science (FOCS)*, pages 294–305. IEEE.
- Hartline, J., Syrgkanis, V., and Tardos, E. (2015). No-regret learning in bayesian games. *Advances in Neural Information Processing Systems*, 28.
- Hartline, J. D. (2013). Mechanism design and approximation. *Book draft. October*, 122:1.
- Hartline, J. D. and Roughgarden, T. (2009). Simple versus optimal mechanisms. In *ACM Conference on Electronic Commerce*, pages 225–234.

- Hoy, D., Nekipelov, D., and Syrgkanis, V. (2015). Robust data-driven efficiency guarantees in auctions. In *EC Workshop on Algorithmic Game Theory and Data Science*.
- Jin, Y. and Lu, P. (2022). First price auction is $1-1/e^2$ efficient. In *2022 IEEE 63rd Annual Symposium on Foundations of Computer Science (FOCS)*, pages 179–187. IEEE Computer Society.
- Kaplan, T. R. and Zamir, S. (2012). Asymmetric first-price auctions with uniform distributions: analytic solutions to the general case. *Economic Theory*, 50(2):269–302.
- Lehmann, D., O’callaghan, L. I., and Shoham, Y. (2002). Truth revelation in approximately efficient combinatorial auctions. *Journal of the ACM (JACM)*, 49(5):577–602.
- Myerson, R. (1981). Optimal auction design. *Mathematics of Operations Research*, 6(1):58–73.
- Roughgarden, T. (2009). Intrinsic robustness of the price of anarchy. In *ACM Symposium on Theory of Computing*, pages 513–522.
- Roughgarden, T., Talgam-Cohen, I., and Yan, Q. (2012). Supply-limiting mechanisms. In *ACM Conference on Electronic Commerce*, pages 844–861.
- Syrgkanis, V. (2014). *Efficiency of mechanisms in complex markets*. PhD thesis, Cornell University.
- Syrgkanis, V. and Tardos, E. (2013). Composable and efficient mechanisms. In *ACM Symposium on Theory of Computing*, pages 211–220.
- Varian, H. R. (2007). Position auctions. *international Journal of industrial Organization*, 25(6):1163–1178.