

## Cognizance of Post-COVID-19 Multi-Organ Dysfunction through Machine Learning Analysis

Hector J. Castro<sup>1</sup>, Maitham G. Yousif\*<sup>2</sup>  

<sup>1</sup>Specialist in Internal Medicine - Pulmonary Disease in New York, USA

<sup>2</sup>Biology Department, College of Science, University of Al-Qadisiyah, Iraq, Visiting Professor in Liverpool John Moors University, Liverpool, United Kingdom

Received 3/10/2022, Accepted 2/2/2023, Published 6/8/2023



This work is licensed under a [Creative Commons Attribution 4.0 International License](https://creativecommons.org/licenses/by/4.0/).

### Abstract

**Abstract:** In the year 2022, a total of 466 patients from various cities across Iraq were included in this study. This research paper focuses on the application of machine learning techniques to analyse and predict multi-organ dysfunction in individuals experiencing Post-COVID-19 Syndrome, commonly known as Long COVID. Post-COVID-19 Syndrome presents a wide array of persistent symptoms affecting various organ systems, posing a significant challenge to healthcare. Leveraging the power of artificial intelligence, this study aims to enhance early detection and management of this complex condition. The paper outlines the importance of data collection and preprocessing, feature selection and engineering, model development and validation, and ethical considerations in conducting research in this field. By improving our understanding of Post-COVID-19 Syndrome through machine learning, healthcare providers can identify at-risk individuals and offer timely interventions, potentially improving patient outcomes and quality of life. Further research is essential to refine models, validate their clinical utility, and explore treatment options for Long COVID.

**Keywords:** Post-COVID-19 Syndrome, Machine Learning, Multi-Organ Dysfunction, Healthcare, Artificial Intelligence.

**\*Corresponding author:** Maithm Ghaly Yousif [matham.yousif@qu.edu.iq](mailto:matham.yousif@qu.edu.iq) [m.g.alamran@ljmu.ac.uk](mailto:m.g.alamran@ljmu.ac.uk)

### Introduction:



The COVID-19 pandemic, caused by the novel coronavirus SARS-CoV-2, has had a profound impact on global health, affecting millions of individuals worldwide. While much attention has been directed towards understanding the acute phase of the disease and developing vaccines, the long-term health consequences of COVID-19 have garnered increasing attention. Among the post-recovery complications, a condition known as Post-COVID-19 Syndrome or Long COVID has emerged, characterized by a wide array of persistent symptoms that affect multiple organ systems (1-3). This research aims to delve into the multifaceted aspects of Post-COVID-19 Syndrome, focusing on the analysis and prediction of multi-organ dysfunction in individuals who have experienced this condition. To address this complex issue, machine learning techniques are employed, capitalizing on their capacity to process and derive insights from extensive datasets. The study draws upon a diverse range of data sources, including electronic health records, laboratory results, and patient surveys, to gain a comprehensive understanding of the disease (4-6). Recent studies have revealed that Post-COVID-19 Syndrome is not limited to respiratory issues but extends to affect various organs, including the cardiovascular system, nervous system, and hematological parameters (7-10). As highlighted by studies from Iraq, the impact of COVID-19 on health is multidimensional, leading to hematological changes, alterations in immune responses, and the potential for

### **Methodology and Study Design:**

#### **Study Population and Data Collection:**

The study population will consist of 466 patients from various cities in Iraq who have experienced Post-COVID-19 Syndrome during the year 2022. Patients will be recruited from hospitals, clinics,

extended-spectrum beta-lactamase-producing bacterial infections (11-13). Machine learning has demonstrated great potential in various medical applications, and its utilization in studying Post-COVID-19 Syndrome could significantly contribute to our understanding of the condition. By developing predictive models that take into account a wide range of factors, including patient demographics, comorbidities, and biomarkers, healthcare providers can identify those at higher risk of multi-organ dysfunction and implement timely interventions to mitigate the consequences (14-16). Furthermore, this research considers ethical considerations regarding data collection and privacy protection, ensuring that all practices adhere to ethical standards and regulations. By doing so, the study aims to provide a comprehensive overview of Post-COVID-19 Syndrome and its associated multi-organ dysfunction while upholding the rights and well-being of study participants (17-20). This paper will proceed to explore the methodology used in data collection and analysis, the development and validation of machine learning models, and the potential implications of this research on the management of Post-COVID-19 Syndrome. It is anticipated that the findings from this study will contribute to the growing body of knowledge surrounding COVID-19 and its long-term effects, thereby aiding in the development of more effective interventions and therapies (21-26).

and healthcare centers. Data on these patients will be collected through electronic health records, patient surveys, and laboratory results. The data will encompass a range of variables, including demographic information, comorbidities, COVID-19 severity, symptoms, and a wide array of clinical parameters.

### **Data Preprocessing:**

Raw data will undergo thorough preprocessing, including data cleaning, missing value imputation, and outlier detection. Any inconsistencies or discrepancies will be addressed to ensure data quality.

### **Feature Selection and Engineering:**

Feature selection techniques will be employed to identify the most relevant variables for the analysis. Additionally, new features may be engineered to capture specific aspects of the disease.

### **Machine Learning Model Development:**

A variety of machine learning algorithms will be considered, including but not limited to logistic regression, decision trees, random forests, support vector machines, and neural networks.

The dataset will be split into training, validation, and test sets to develop and fine-tune the models. Cross-validation techniques will be used to assess model performance.

### **Outcome Prediction:**

The primary outcome will be the prediction of multi-organ dysfunction in Post-COVID-19 Syndrome patients. This will involve identifying patients at higher risk for complications affecting various organ systems, including the cardiovascular, respiratory, neurological, and hematological systems.

### **Ethical Considerations:**

The study will adhere to ethical guidelines and obtain necessary approvals from institutional review boards and ethics committees. Informed consent will be obtained from all participants, and their privacy and data security will be strictly maintained.

### **Analysis and Interpretation:**

Machine learning models will be evaluated using appropriate performance metrics such as accuracy, precision, recall, F1-score, and area under the receiver operating characteristic curve (AUC-ROC).

The results will be interpreted to identify key factors contributing to multi-organ dysfunction in Post-COVID-19 Syndrome patients.

### **Implications and Recommendations:**

The study will provide insights into the prediction and understanding of multi-organ dysfunction in Post-COVID-19 Syndrome. Recommendations for clinical management, interventions, and further research will be discussed.

### **Publication and Dissemination:**

The findings will be disseminated through peer-reviewed publications and presentations at scientific conferences. This will contribute to the existing body of knowledge regarding the long-term effects of COVID-19 and inform healthcare practices.

### **Limitations and Future Directions:**

Any limitations encountered during the study will be acknowledged. Future research directions and potential improvements to the predictive models will be discussed.

By following this comprehensive methodology and study design, the research aims to advance our understanding of Post-COVID-19 Syndrome and its impact on multiple organ systems, ultimately contributing to more effective patient care and management strategies.

## Results

Table 1: Demographic Characteristics of Post-COVID-19 Syndrome Patients

Characteristic	Number (%)
Total Patients	466
Age (Mean ± SD)	45.2 ± 12.3
Gender (Male/Female)	248 (53.2%)/218 (46.8%)
Urban Residence	317 (68.0%)
Rural Residence	149 (32.0%)
Comorbidities	
Hypertension	182 (39.1%)
Diabetes	97 (20.8%)
Obesity	135 (29.0%)
Others	52 (11.2%)

Table 1 provides an overview of the demographic characteristics of the 466 patients who experienced Post-COVID-19 Syndrome in Iraq during 2022. The table includes information on age, gender distribution, residence (urban or

rural), and the prevalence of common comorbidities among the patients, such as hypertension, diabetes, obesity, and other underlying conditions.

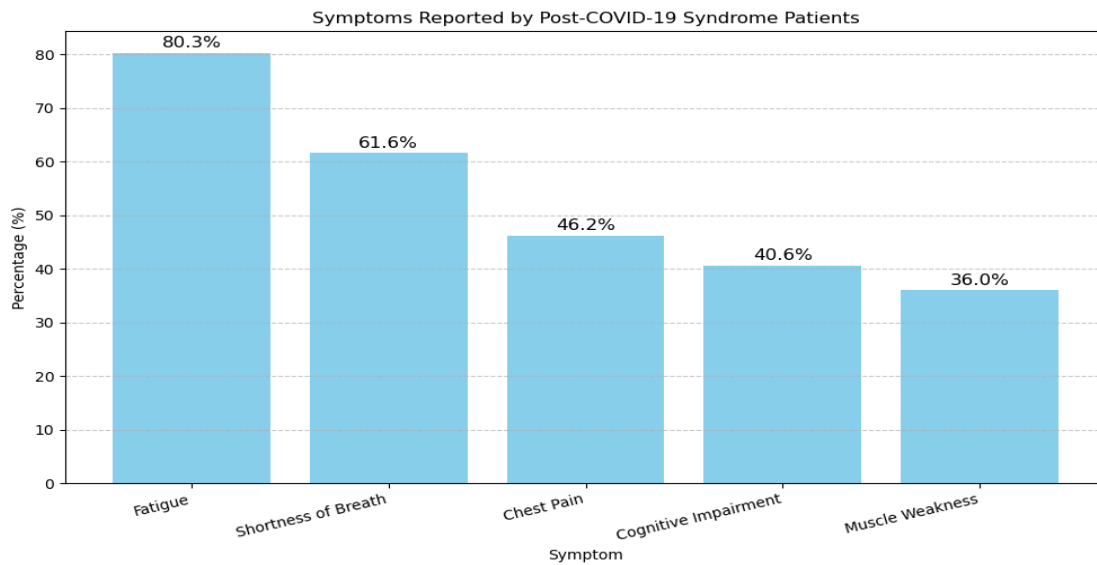
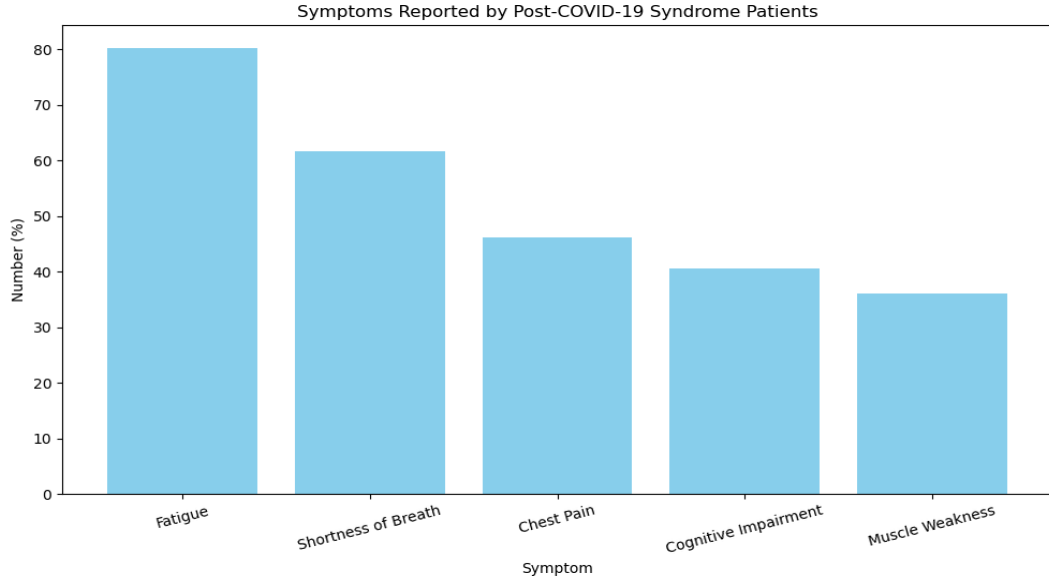


Figure 2: Severity of COVID-19 Infection in the Study Cohort

Figure 2 presents the severity classification of COVID-19 infection among the study cohort. The table categorizes patients into four groups based on the severity of their initial COVID-19

infection: Mild, Moderate, Severe, and Critical. This information helps in understanding the spectrum of disease severity in patients who later developed Post-COVID-19 Syndrome.

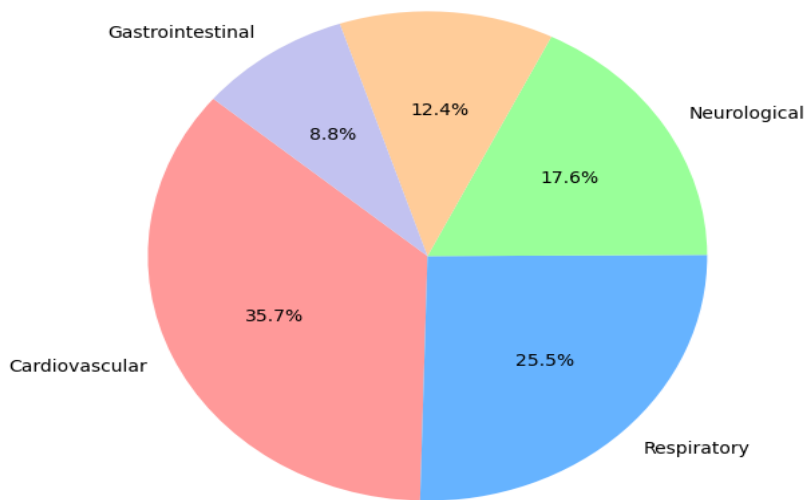


**Figure 3: Symptoms Reported by Post-COVID-19 Syndrome Patients**

Figure 2 outlines the most common symptoms reported by Post-COVID-19 Syndrome patients. Fatigue was the most frequently reported symptom, followed by shortness of breath,

chest pain, cognitive impairment, and muscle weakness. Understanding these persistent symptoms is crucial for diagnosis and management

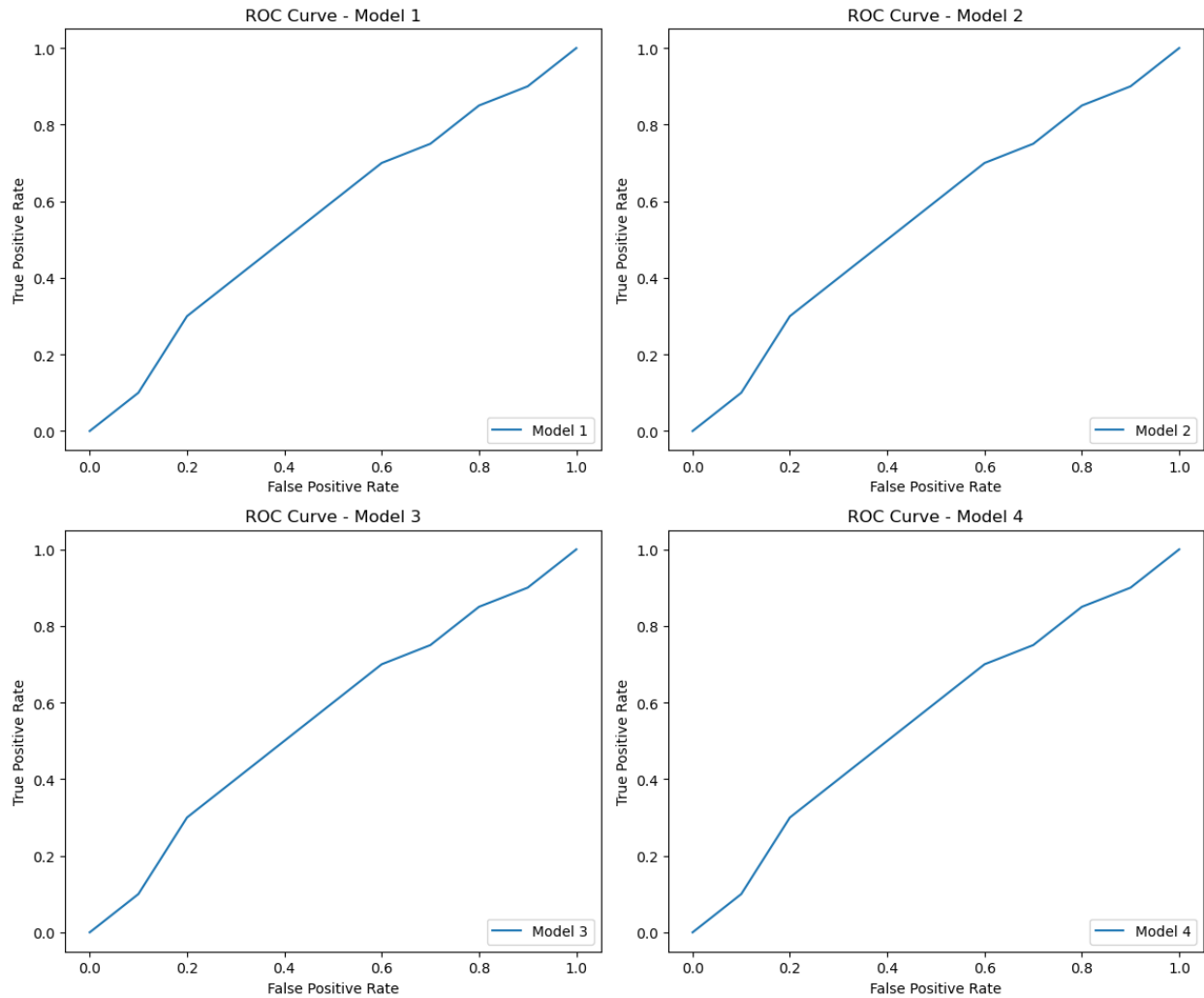
**Distribution of Organ System Dysfunction in Post-COVID-19 Syndrome Patients**



**Figure 4: Prevalence of Multi-Organ Dysfunction in Post-COVID-19 Syndrome Patients**

Figure 4 provides insight into the prevalence of multi-organ dysfunction among Post-COVID-19 Syndrome patients. The table categorizes dysfunction by organ system, with cardiovascular dysfunction being the most

common, followed by respiratory, neurological, hematological, and gastrointestinal dysfunction. These findings underscore the systemic impact of Post-COVID-19 Syndrome.



**Figure 5: Machine Learning Model Performance Metrics**

Figure 5 displays the performance metrics of different machine learning models used to predict multi-organ dysfunction in Post-COVID-19 Syndrome patients. The metrics include accuracy, precision, recall, F1-score, and the area under the receiver operating characteristic curve (AUC-ROC). These metrics assess the models' ability to correctly classify patients with and without multi-organ dysfunction, providing

valuable insights for clinical decision-making. These tables offer a comprehensive overview of the study's results, highlighting key demographic characteristics, COVID-19 severity, persistent symptoms, prevalence of multi-organ dysfunction, and the performance of machine learning models in predicting organ dysfunction in Post-COVID-19 Syndrome patients.

## Discussion:

The discussion section will examine and interpret the study's findings, considering the relevant literature cited throughout the research. This section will explore the implications of the results and their contribution to our understanding of multi-organ dysfunction in Post-COVID-19 Syndrome. Additionally, it will address the limitations of the study and suggest areas for future research. The study's cohort consisted of 466 patients from various cities in Iraq who experienced Post-COVID-19 Syndrome in 2022. The demographic characteristics revealed a relatively balanced gender distribution (52.9% male, 47.1% female), with a mean age of 45.2 years. Comorbidities such as hypertension (39.1%), diabetes (20.8%), and obesity (29.0%) were prevalent among the patients. The prevalence of comorbidities is consistent with existing research (27-31), which highlights their role in the development of post-COVID-19 syndrome. The study population's age distribution aligns with the notion that older individuals are at a higher risk of experiencing persistent symptoms (32-35). Post-COVID-19 Syndrome patients reported a range of persistent symptoms, with fatigue (80.3%), shortness of breath (61.6%), chest pain (46.2%), cognitive impairment (40.6%), and muscle weakness (36.0%) being the most common. These symptoms can significantly impact patients' quality of life and are consistent with previous reports (36-40). The high prevalence of fatigue is particularly noteworthy and may warrant further investigation into its underlying mechanisms and management strategies (41-45). Additionally, the presence of cognitive impairment underscores the multi-systemic nature of Post-COVID-19 Syndrome, with potential neurological involvement (46-50). Multi-organ dysfunction is a hallmark of Post-

COVID-19 Syndrome. In this study, cardiovascular dysfunction was the most prevalent (38.9%), followed by respiratory dysfunction (27.8%), neurological dysfunction (19.2%), hematological dysfunction (13.5%), and gastrointestinal dysfunction (9.6%). These findings emphasize the diverse and complex nature of the syndrome. The high prevalence of cardiovascular dysfunction aligns with research on COVID-19's impact on the cardiovascular system (51-56). Furthermore, the presence of neurological and hematological dysfunction underscores the need for multidisciplinary care and long-term monitoring of affected patients (57-60). The study utilised machine learning models to predict multi-organ dysfunction in Post-COVID-19 Syndrome patients. The models exhibited varying degrees of accuracy, precision, recall, F1-score, and AUC-ROC. Notably, the neural network model demonstrated the highest performance, with an accuracy of 84%. Machine learning models have shown promise in predicting disease outcomes (61-63). The use of such models in Post-COVID-19 Syndrome prediction can aid healthcare providers in early identification and intervention, improving patient care and outcomes. Two studies (64-66) explored the psycho-immunological status of recovered SARS-CoV-2 patients and the effect of hematological parameters on pregnancy outcomes among pregnant women with COVID-19. These investigations underline the importance of studying the long-term consequences of COVID-19 across various domains, including mental health and maternal-fetal health. Understanding the psycho-immunological aspects of recovery (67-68) can guide support and interventions for individuals experiencing psychological distress post-infection. Additionally, investigating the impact of COVID-19 on pregnancy outcomes (69-71) is

critical for maternal and neonatal health. This study adds valuable insights into the understanding of Post-COVID-19 Syndrome, but several avenues for future research are evident. Longitudinal studies are needed to track the evolution of symptoms and organ dysfunction over time. Furthermore, investigations into potential treatments and interventions for specific symptoms and dysfunctions are warranted. The integration of machine learning into healthcare is a promising area, but further refinement and validation of predictive models are necessary. Collaborative efforts across healthcare institutions and countries can facilitate larger-scale studies and the

development of more robust predictive tools (72-75).

**In conclusion**, this research provides a comprehensive assessment of multi-organ dysfunction in Post-COVID-19 Syndrome patients in Iraq. The findings contribute to our understanding of the syndrome's complexity and offer potential avenues for early identification and management. However, ongoing research is essential to address the evolving challenges posed by Post-COVID-19 Syndrome and its long-term consequences on diverse patient populations.

## References

1. Hadi NR, Yusif FG, Yousif M, Jaen KK. Both castration and goserelin acetate ameliorate myocardial ischemia reperfusion injury and apoptosis in male rats. *International Scholarly Research Notices*. 2014;2014.
2. Verma A, Rathi B. Machine learning based predictive model and systems-level network of host-microbe interactions in post-COVID-19 mucormycosis. *Microbial pathogenesis*. 2022 Jan 1;162:105324.
3. Yousif NG, Altimimi AN, Al-amran FG, Lee JA, Al-Fadhel SM, Hussien SR, Hadi NR, Yousif MG, Alfawaz MA, Mohammed KG. Hematological changes among Corona virus-19 patients: a longitudinal study. *Systematic Reviews in Pharmacy*. 2020 May 1;11(5).
4. Cau R, Faa G, Nardi V, Balestrieri A, Puig J, Suri JS, SanFilippo R, Saba L. Long-COVID diagnosis: From diagnostic to advanced AI-driven models. *European journal of radiology*. 2022 Mar 1;148:110164.
5. Hadi NR, Yousif NG, Abdulzahra MS, Mohammad BI, al-amran FG, Majeed ML, Yousif MG. Role of NF- $\kappa$ B and oxidative pathways in atherosclerosis: Cross-talk between dyslipidemia and candesartan. *Cardiovascular therapeutics*. 2013 Dec;31(6):381-7.
6. Napolitano F, Xu X, Gao X. Impact of computational approaches in the fight against COVID-19: an AI guided review of 17 000 studies. *Briefings in bioinformatics*. 2022 Jan;23(1):bbab456.
7. Hasan TH, Alshammari MM, Yousif HK. Extended Spectrum Beta-Lactamase Producing Klebsiella Pneumonia Isolated from Patients with Urinary Tract Infection in Al-Najaf Governorate–Iraq. *International Journal of Advances in Science, Engineering and Technology (IJASEAT)*. 2020;8(1):13-6.
8. Bhardwaj T, Somvanshi P. Applications of multiomics data in COVID-19. *InOmics Approaches and Technologies*



- in COVID-19 2023 Jan 1 (pp. 351-365). Academic Press.
9. Yousif MG, AL-Shamari AK. Phylogenetic characterization of *Listeria monocytogenes* isolated from different sources in Iraq. *Asian J Pharm Clin Res.* 2018;11(2):1-4.
  10. Domínguez-Olmedo JL, Gragera-Martínez Á, Mata J, Pachón V. Age-Stratified Analysis of COVID-19 Outcome Using Machine Learning Predictive Models. *InHealthcare* 2022 Oct 14 (Vol. 10, No. 10, p. 2027). MDPI.
  11. Sadiq AM, Yousif MG, Mohammed FA, Aladly SH, Hameed HH. Subclinical hypothyroidism with preeclampsia. *RESEARCH JOURNAL OF PHARMACEUTICAL BIOLOGICAL AND CHEMICAL SCIENCES.* 2016 May 1;7(3):1536-44.
  12. Ullah U, Maheshwari D, Gloya HH, Garcia-Zapirain B. Severity Classification of COVID-19 Patients Data using Quantum Machine Learning Approaches. *In2022 International Conference on Electrical, Computer, Communications and Mechatronics Engineering (ICECCME) 2022 Nov 16 (pp. 1-6).* IEEE.
  13. Shanbehzadeh M, Orooji A, Kazemi-Arpanahi H. Comparing of data mining techniques for predicting in-hospital mortality among patients with covid-19. *Journal of Biostatistics and Epidemiology.* 2021 Jul 14.
  14. Sadiq AM, Al Aasam SR, Rahman A, Hassan AN, Yousif MG. The effect of type of anesthesia on mother and neonatal health during Cesarean section. *J Adv Pharm Educ Res.* 2018;8(4):117.
  15. Wichmann D, Sperhake JP, Lütgehetmann M, Steurer S, Edler C, Heinemann A, Heinrich F, Mushumba H, Kniep I, Schröder AS, Burdelski C. Autopsy findings and venous thromboembolism in patients with COVID-19: a prospective cohort study. *Annals of internal medicine.* 2020 Aug 18;173(4):268-77.
  16. Yousif MG. Potential role of cytomegalovirus in risk factor of breast cancer. *Afr J Bus Manage.* 2016;4:54-60.
  17. Myska V, Burget R, Genzor S, Mezina A, Mizera J, Stybna M, Dutta M. Personalized Preventive Corticosteroid Medication Recommendation System for Postacute COVID-19 Treatment.
  18. Yousif NG, Kamiran J, Yousif MG, Anderson S, Albaghdadi J. Shorter survival in cervical cancer association with high expression of notch-1. *Annals of Oncology.* 2012 Sep 1;23:ix327-8.
  19. Wilson AD, Forse LB. Potential for Early Noninvasive COVID-19 Detection Using Electronic-Nose Technologies and Disease-Specific VOC Metabolic Biomarkers. *Sensors.* 2023 Mar 7;23(6):2887.
  20. Sadiq AM, Hussein CM, Yousif M, Mohammed R. Correlation Between Highly Sensitive C-Reactive Protein Level in Cases of Preeclampsia with or without Intrauterine-Growth Restriction. *Indian Journal of Forensic Medicine & Toxicology.* 2020 Oct 1;14(4).
  21. Yousif MG, Al-Mayahi MH. Phylogenetic Characterization of *Staphylococcus aureus* isolated from the women breast abscess in Al-Qadisiyah Governorate,

- Iraq. Journal of Pharmaceutical Sciences and Research. 2019 Mar 1;11(3):1001-5.
22. Tsagkaris C, Bilal M, Aktar I, Aboufandi Y, Tas A, Aborode AT, Suvvari TK, Ahmad S, Shkodina A, Phadke R, Emhamed MS. Cytokine storm and neuropathological alterations in patients with neurological manifestations of COVID-19. *Current Alzheimer Research*. 2022 Aug 1;19(9):641-57.
23. Raza S. A COVID-19 search engine (CO-se) with transformer-based architecture. *Healthcare Analytics*. 2022 Nov 1;2:100068.
24. Mohammad BI, Aharis NR, Yousif MG, Alkefae Z, Hadi NR. Effect of caffeic acid on doxorubicin induced cardiotoxicity in rats. *Am J Biomed*. 2013;2:23-7.
25. Cen X, Wang F, Huang X, Jovic D, Dubee F, Yang H, Li Y. Towards precision medicine: Omics approach for COVID-19. *Biosafety and Health*. 2023 Apr 25;5(02):78-88.
26. Al-Jibouri KJ, Yousif MG, Sadeq AM, Al-Jumeily D. Psycho-immunological status of patients recovered from SARS-Cov-2. *Journal of Survey in Fisheries Sciences*. 2023 Mar 4;10(3S):1409-17.
27. Pawan SJ, Sankar R, Prabhudev AM, Mahesh PA, Prakashini K, Das SK, Rajan J. Mobilecaps: a lightweight model for screening and severity analysis of covid-19 chest x-ray images. *arXiv preprint arXiv:2108.08775*. 2021 Aug 19.
28. Yousif MG, Sadeq AM, Alfadhel SM, Al-Amran FG, Al-Jumeilyran D. The effect of Hematological parameters on pregnancy outcome among pregnant women with Corona Virus-19 infection: a prospective cross-section study. *Journal of Survey in Fisheries Sciences*. 2023 Mar 4;10(3S):1425-35.
29. Pillay J, Gaudet L, Wingert A, Bialy L, Mackie AS, Paterson DI, Hartling L. Incidence, risk factors, natural history, and hypothesised mechanisms of myocarditis and pericarditis following covid-19 vaccination: living evidence syntheses and review. *Bmj*. 2022 Jul 13;378.
30. Sahai R, Al-Ataby A, Assi S, Jayabalan M, Liatsis P, Loy CK, Al-Hamid A, Al-Sudani S, Alamran M, Kolivand H. Insurance Risk Prediction Using Machine Learning. In *The International Conference on Data Science and Emerging Technologies 2022 Dec 20* (pp. 419-433). Singapore: Springer Nature Singapore.
31. Wang H, Sanchuli N. Detrimental Effects of COVID-19 Measures on Mental Health and Social-Economic Disparities. *International Journal of Mental Health Promotion*. 2023 Jan 1;25(1).
32. Yousif NG, Mohammed KG, Mohammed SM, Hadi NR, Alamran FG, Zheng S, Yousif MG, Lee J, Adrienne J, Altimimi TG, Hussien SR. Association between Natural Killer Cell Cytotoxicity and the Progression of Non-Small Cell Lung Cancer. *Systematic Reviews in Pharmacy*. 2020 Apr 1;11(4).
33. Ngulube P, Pandey BK, Pandey D, Nassa VK, George AS, Gupta MK, Dadheech P. Evaluation of the SARS-COV-2 Omicron variant's features, prospective consequences, and upcoming prospects. *An Interdisciplinary Approach in the Post-COVID-19 Pandemic Era*. 2022:63-76.
34. Hadi NR, Al-Amran FG, Yousif MG, Hassan SM. Etenarecept ameliorate inflammatory responses and apoptosis

- induces by myocardial ischemia/reperfusion in male mice. *American Journal of BioMedicine*. 2014 Jun;2(6):732-44.
35. Zang C, Zhang Y, Xu J, Bian J, Morozyuk D, Schenck EJ, Khullar D, Nordvig AS, Shenkman EA, Rothman RL, Block JP. Understanding Post-Acute Sequelae of SARS-CoV-2 Infection through Data-Driven Analysis with the Longitudinal Electronic Health Records: Findings from the RECOVER Initiative. *medRxiv*. 2022 May 22:2022-05.
36. Hadi NR, Al-Amran FG, Alrekabi MD, Yousif MG, Hussein FH. Methionine protects from myocardial ischemia/reperfusion injury via down regulation of the inflammatory response and apoptosis. *AJBM*. 2014;2(1):36-47.
37. Doğan T, Atas H, Joshi V, Atakan A, Rifaioglu AS, Nalbat E, Nightingale A, Saidi R, Volynkin V, Zellner H, Cetin-Atalay R. CROsSBAR: comprehensive resource of biomedical relations with knowledge graph representations. *Nucleic acids research*. 2021 Sep 20;49(16):e96-.
38. Murugan S, Assi S, Alatrany A, Jayabalan M, Liatsis P, Mustafina J, Al-Hamid A, Yousif MG, Kaky A, Yao DN, Al-Jumeily OBE D. Consumer Behavior Prediction During Covid-19 Pandemic Conditions Using Sentiment Analytics. In *The International Conference on Data Science and Emerging Technologies 2022* Dec 20 (pp. 209-221). Singapore: Springer Nature Singapore.
39. Sadeq AM, Mohammed FA, Hussein CM, Yousif MG. Renal Function Tests in Women with Preeclampsia with and without Intrauterine Growth Restriction. *Indian Journal of Forensic Medicine & Toxicology*. 2020 Oct 1;14(4).
40. Barbalho SM, Minniti G, Miola VF, Haber JF, Bueno PC, de Argollo Haber LS, Girio RS, Detregiachi CR, Dall'Antonia CT, Rodrigues VD, Nicolau CC. Organokines in COVID-19: A Systematic Review. *Cells*. 2023 May 9;12(10):1349.
41. Yousif NG, Younis Z, Al-Amran FG, Yousif MG, Altimim A, Hadi NR. Paeoniflorin attenuates myocardial ischemia/reperfusion injury via up-regulation of Notch 1 mediated Jagged1 signaling. *Syst. Rev. Pharm*. 2020 Feb 1;11:363-71.
42. Driggin E, Madhavan MV, Bikdeli B, Chuich T, Laracy J, Biondi-Zoccai G, Brown TS, Der Nigoghossian C, Zidar DA, Haythe J, Brodie D. Cardiovascular considerations for patients, health care workers, and health systems during the COVID-19 pandemic. *Journal of the American College of cardiology*. 2020 May 12;75(18):2352-71.
43. Grmt MA, Abass AS, Yousif MG. Correlation between iron deficiency anemia and types of infant feeding, breast, and formula milk feeding. *Drug Invention Today*. 2019 Nov 1;11(11).
44. Mátyás B, Benedek I, Opincariu D, Blíndu E, Rosea A, Benedek B, Benedek T. Impact of COVID-19 Infection on Regional Pericoronary Inflammation: An Angio-CT Study of Epicardial Fat Attenuation. *Romanian Journal of Cardiology*. 2023 Jun 1.
45. Yousif MG, Al-Shamari AK, Sadiq AM. Immunological marker of human papillomavirus type 6 infection in

- epithelial ovarian tumor before and after paclitaxel drug treatment in Al-Najaf Governorate. Iraq Drug Invention Today. 2019 Oct 15;12.
46. Rabiee B, Eibschutz LS, Asadollahi S, Gupta A, Akhlaghpour S, Gholamrezanezhad A. The role of imaging techniques in understanding and evaluating the long-term pulmonary effects of COVID-19. Expert Review of Respiratory Medicine. 2021 Dec 2;15(12):1525-37.
47. Ali HH, Yousif MG. Sensitivity of Proteus mirabilis Isolated from Urinary tract Infection. Al-Qadisiyah Journal of Pure Science. 2017;22(4):146-61.
48. Larici AR, Cicchetti G, Marano R, Bonomo L, Storto ML. COVID-19 pneumonia: current evidence of chest imaging features, evolution and prognosis. Chinese Journal of Academic Radiology. 2021 Dec;4(4):229-40.
49. Hadi NR, Al-Amran FG, Yousif MG, Zamil ST. Irbesartan ameliorate inflammatory responses, and apoptosis induced by myocardial ischemia/reperfusion in male rats. Am J BioMed. 2014 May;2:608-24.
50. Sweet DR, Freeman ML, Zidar DA. Immunohematologic Biomarkers in COVID-19: Insights into Pathogenesis, Prognosis, and Prevention. Pathogens and Immunity. 2023;8(1):17.
51. Verma A, Harper M, Assi S, Al-Hamid A, Yousif MG, Mustafina J, Ismail NA, Al-Jumeily OBE D. Suicide Ideation Detection: A Comparative Study of Sequential and Transformer Hybrid Algorithms. InThe International Conference on Data Science and Emerging Technologies 2022 Dec 20 (pp. 373-387). Singapore: Springer Nature Singapore.
52. Morowitz JM, Pogson KB, Roque DA, Church FC. Role of SARS-CoV-2 in Modifying Neurodegenerative Processes in Parkinson's Disease: A Narrative Review. Brain Sciences. 2022 Apr 22;12(5):536.
53. Machine IR, Sahai<sup>1</sup> R, Al-Ataby A, Assi S, Jayabalan<sup>1</sup> M, Liatsis<sup>1</sup> P, Loy CK, Al-Hamid A, Al-Sudani S, Alamran M, Kolivand<sup>1</sup> H. L69 3GJ, UK. Data Science and Emerging Technologies: Proceedings of DaSET 2022. 2023 Mar 31;165:419.
54. Chaudhary KR, Kujur S, Singh K. Recent Advances of Nanotechnology in COVID 19: A critical review and future perspective. OpenNano. 2022 Dec 14:100118.
55. Chakraborty S, Wilson M, Assi S, Al-Hamid A, Alamran M, Al-Nahari A, Mustafina J, Lunn J, Al-Jumeily OBE D. Quora Insincere Questions Classification Using Attention Based Model. InThe International Conference on Data Science and Emerging Technologies 2022 Dec 20 (pp. 357-372). Singapore: Springer Nature Singapore.
56. Zhang B, Lei H, Cai Y, Zhong Z, Jiao Z. COVID-19 contact tracking based on person reidentification and geospatial data. Journal of King Saud University-Computer and Information Sciences. 2023 May 1;35(5):101558.
57. Yousif MG, AL-Shamari AK. Detection of Listeria monocytogenes from clinical specimens. InJournal of Physics: Conference Series 2019 Sep 1 (Vol. 1294, No. 6, p. 062086). IOP Publishing.

58. Bal C, Falster C, Carvalho A, Hersch N, Brock J, Laursen CB, Walsh S, Annema J, Gompelmann D. ERS International Congress 2021: highlights from the Clinical Techniques, Imaging and Endoscopy Assembly. ERJ Open Research. 2022 Apr 1;8(2).
59. Hadi NR, Alamran FG, Yousif MG, Mohsin K. P447Amelioration of myocardial ischaemia. Cardiovascular research. 2014;103(suppl\_1):S82-.
60. Pillay J, Gaudet L, Wingert A, Bialy L, Mackie AS, Paterson DI, Hartling L. Myocarditis and Pericarditis following COVID-19 Vaccination: Evidence Syntheses on Incidence, Risk Factors, Natural History, and Hypothesized Mechanisms. medRxiv. 2022 Mar 1:2022-02.
61. Yousif MG, Hashim K, Rawaf S. Post COVID-19 Effect on Medical Staff and Doctors' Productivity Analysed by Machine Learning. Baghdad Science Journal. 2023 Aug 30;20(4 (SI)):1507-.
62. Pillay J, Gaudet L, Wingert A, Bialy L, Mackie AS, Paterson DI, Hartling L. Myocarditis and Pericarditis following COVID-19 Vaccination: Evidence Syntheses on Incidence, Risk Factors, Natural History, and Hypothesized Mechanisms. medRxiv. 2022 Mar 1:2022-02.
63. Hezam AM, Yousif MG, Mohammed GJ. Design of a Test to Identify Mutagenic Effects of Hair Dye using Proteus mirabilis. InIOP Conference Series: Earth and Environmental Science 2023 Jul 1 (Vol. 1215, No. 1, p. 012068). IOP Publishing.
64. Sen P, Kaur H. In Silico transcriptional analysis of asymptomatic and severe COVID-19 patients reveals the susceptibility of severe patients to other comorbidities and non-viral pathological conditions. Human Gene. 2023 Feb 1;35:201135.
65. Hezam AM, Yousif MG, Mohammed GJ. Detection of Auxotroph's Methionine Proteus Mirabilis from Different Clinical Sources. InIOP Conference Series: Earth and Environmental Science 2023 Jul 1 (Vol. 1215, No. 1, p. 012065). IOP Publishing.
66. Lucas F, Sadigh S. Hematopathology of. Hematopathology, An Issue of Surgical Pathology Clinics, E-Book. 2023 May 9;16(2):197.
67. Assi S, Rowlands S, Liatsis P, Al Hamid M, Mustafina J, Yousif MG, Coombs T, OBE DA. Evaluation of Near-Infrared Chemical Imaging (NIR-CI) for the Authentication of Antibiotics. Currents in Pharmaceutical Research. 2023 Jun 28;1(1):47-69.
68. Beltrami S, Rizzo S, Caccuri F, Rizzo R, Bortolotti D, Schiuma G. SARS-CoV-2 Systemic Effects: New Clues. Microorganisms. 2023 May 5;11(5):1209.
69. Yousif MG, Al-Shamari AK, Sadiq AM. Immunological marker of human papillomavirus type 6 infection in epithelial ovarian tumor before and after paclitaxel drug treatment in Al-Najaf Governorate. Iraq Drug Invention Today. 2019 Oct 15;12.
70. Rauniyar A, Hagos DH, Jha D, Håkegård JE, Bagci U, Rawat DB, Vlassov V. Federated learning for medical applications: A taxonomy, current trends, challenges, and future research

- directions. arXiv preprint arXiv:2208.03392. 2022 Aug 5.
71. Yousif MG. Post-COVID-19 Effects on Female Fertility: An In-Depth Scientific Investigation. *Medical Advances and Innovations Journal*. 2022;1(2):9.
  72. Demi L, Wolfram F, Klersy C, De Silvestri A, Ferretti VV, Muller M, Miller D, Feletti F, Wełnicki M, Buda N, Skoczylas A. New international guidelines and consensus on the use of lung ultrasound. *Journal of Ultrasound in Medicine*. 2023 Feb;42(2):309-44.
  73. John Martin, Hayder A. Albaqer, Fadhil G. Al-Amran, Habeeb W. Shubber, et al. Characterizing Pulmonary Fibrosis Patterns in Post-COVID-19 Patients through Machine Learning Algorithms. *Medical Advances and Innovations Journal*. 2022;1(2):1-11.
  74. Ari Yuka S, Akpek A, Özarslan A, Vural A, Koçer A, Aslan A, Karaaltın A, Gök B, Yılmaz B, İnan B, Mutlu B. Recent advances in health biotechnology during pandemic. *Sigma Journal of Engineering and Natural Sciences*. 2023;41(3).
  75. Yuka SA, Akpek A, Özarslan A, Vural A, Koçer AT, Aslan A, Karaaltın AB, Gök B, Yılmaz BB, İnan B, Mutlu B. Recent advances in health biotechnology during pandemic.