

Closeness of Some Graph Operations

Chavdar Dangalchev

dangalchev@hotmail.com

Institute of Mathematics and Informatics

Bulgarian Academy of Sciences, Sofia, Bulgaria.

Abstract

Closeness is an important measure of network centrality. In this article we will calculate the closeness of graphs, created by using operations on graphs. We will prove a formula for the closeness of shadow graphs. We will calculate the closeness of line graphs of some well-known graphs (like path, star, cycle, and complete graphs) and the closeness of line graphs of two of these graphs, connected by a bridge (like lollipop, tadpole, broom, and bistar graphs).

Keywords: Closeness, Shadow Graphs, Line Graphs.

2020 Mathematics Subject Classification: 05C35, 90C35.

1 Introduction

In network analysis, especially in social network analysis, finding the nodes which play a significant role is a very important task. How to find the most influential members in a social network, how to find the key nodes in the internet, in utility networks, or in the spread of a disease, are main questions in many studies. In graph theory, most used central measures are degree, closeness, betweenness, and eigenvector.

In this article we will focus on closeness centrality. Dangalchev in [1] (research on network vulnerability) proposed the following definition for the closeness of vertex i in simple undirected graphs:

$$C(i) = \sum_{j \neq i} 2^{-d(i,j)}. \quad (1)$$

In the above formula, $d(i, j)$ is the standard distance between vertices i and j . The graph G closeness is the sum of all the vertices' closenesses:

$$C(G) = \sum_i \sum_{j \neq i} 2^{-d(i,j)}. \quad (2)$$

The advantages of the above definition are that it can be used for non-connected graphs, and it is convenient for creating formulae for graph operations (see formulae (3), (4), and (5)).

Let vertex p of graph G_1 (with vertex closeness $C(p)$ within graph G_1) and vertex q (with closeness $C(q)$) of graph G_2 be connected by link (edge) (p, q) to create graph A . The formula for closeness of graph A is given in [1]:

$$C(A) = C(G_1) + C(G_2) + (1 + C(p))(1 + C(q)). \quad (3)$$

Let vertices p (with vertex closeness $C(p)$) of graph G_1 and q (with closeness $C(q)$) of graph G_2 coincide into one vertex r to create graph B . The formula for closeness of graph B is given in [2]:

$$C(B) = C(G_1) + C(G_2) + 2C(p)C(q). \quad (4)$$

Formulae (3) and (4) give us the opportunity to calculate the closeness of more complex networks by using the closeness of their parts.

Definition 1: Shadow graph

Let graph G have n vertices $V = \{v_i : i = 1, \dots, n\}$ and edges $(v_i, v_j) \in E(G)$. Shadow graph $S(G)$ of graph G is created by taking two copies G_1 and G_2 of G with vertices $V_1 = \{v'_i : i = 1, \dots, n\}$ and $V_2 = \{v''_i : i = 1, \dots, n\}$. For every edge (v_i, v_j) of G we add 4 edges in $S(G)$: (v'_i, v'_j) , (v'_i, v''_j) , (v''_i, v'_j) , and (v''_i, v''_j) .

In section 2 we will prove the formula for the closeness of shadow graphs.

Definition 2: Line graph

Line graph $L(G)$ (another term used is edge-to-vertex dual graph) of an undirected graph G is constructed in the following way: for each link of G , we add a vertex in $L(G)$; for every two links of G that have a common vertex, we add an edge between their corresponding vertices in $L(G)$.

In section 3 are given the closenesses of line graphs of some well-known graphs (like path, star, cycle, and complete graphs). In section 4 the closenesses of some line graphs with a bridge are calculated. In sections 5, 6, 7, and 8 are proven formulae for the closeness of lollipop, tadpole, broom, and bistar graphs, and for the closeness of their line graphs.

Closeness is a measure for centrality of a node. Another centrality measure is residual closeness - it is one of the most sensitive measures of graph vulnerability. The minimal closeness, after removing one link of a graph, is called link residual closeness (see [1]). It indicates the links critical for the existence of utility or transportation networks. The minimal closeness, after removing one vertex and its links, is called vertex residual closeness [1]. It shows the most important members of a social network. The maximal closeness, after adding one link to a graph, is called additional closeness (see [2]). The additional closeness shows the growth potential of a network and indicates where to build new connections (in utility or transportation networks).

Some results, related to closeness, additional closeness, and residual closeness can be found in [3-25]. Some of the articles focus on calculation of closeness or residual closeness of certain types of graphs: wheels in [3], Mycielski graphs in [6], caterpillar graphs in [7], splitting graphs in [9] and [14], thorn graphs in [10], banana trees in [17], Harary graphs in [24]. Other articles ([12], [15], [19],[22], [23]) show the extremal graphs (graphs with minimal or maximal closeness or residual closeness) when some characteristics of graphs are fixed.

2 Calculating the closeness of shadow graphs

In the next section we will calculate the closeness of shadow graphs.

The shadow graph $S(K_n)$ of complete graph K_n with n vertices is complete graph K_{2n} with deleted n links (v'_i, v''_j) between the corresponding vertices. All distances are equal to 1, except for $2n$, which are equal to 2.

$$C(S(K_n)) = \frac{2n(2n-1) - 2n}{2} + \frac{2n}{4} = 4 \cdot \frac{n(n-1)}{2} + \frac{n}{2} = 4C(K_n) + \frac{n}{2}.$$

The shadow graph $S(S_n)$ of star graph S_n with n vertices has 2 center vertices at distance of 2 to each other and at distance of 1 to $2n-2$ other vertices. It also has $2n-2$ vertices, corresponding to the star graph leaves, at distance of 1 to the two center vertices and at distance of 2 to the other $2n-3$ leaf vertices.

$$\begin{aligned} C(S(S_n)) &= 2 \left(\frac{2n-2}{2} + \frac{1}{4} \right) + (2n-2) \left(\frac{2}{2} + \frac{2n-3}{4} \right) \\ &= \frac{2(4n-3)}{4} + \frac{(2n-2)(2n+1)}{4} = \frac{8n-6+4n^2-2n-2}{4} \\ &= 4 \cdot \frac{n+n^2-2}{4} + \frac{2n}{4} = 4 \cdot \frac{(n-1)(n+2)}{4} + \frac{n}{2} = 4C(S_n) + \frac{n}{2}. \end{aligned}$$

Now let us consider path graphs.

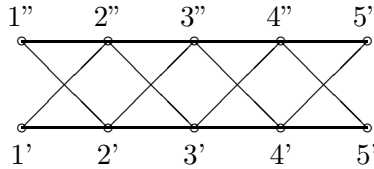


Fig. 1: Shadow Graph $S(P_5)$.

In Fig. 1 is shown the shadow graph $S(P_5)$ of path graph P_5 with vertices $\{1, 2, 3, 4, 5\}$. We can see that every vertex is included into 2 path graphs:

for example, vertex $2'$ is part of paths $\{1', 2', 3', 4', 5'\}$ and $\{1'', 2', 3'', 4'', 5''\}$. The distance between vertices $2'$ and $2''$ is 2. Hence the closeness of the shadow graph $S(P_5)$ is:

$$C(S(P_5)) = 4C(P_5) + 2 \cdot \frac{5}{4}.$$

We can prove now:

Theorem 1. *If G is a connected graph with n vertices, then the closeness of its shadow graph $S(G)$ is:*

$$C(S(G)) = 4C(G) + \frac{n}{2}. \quad (5)$$

Proof. We can follow the logic of the closeness of path graphs calculation.

$$\begin{aligned} C(S(G)) &= \sum_{i=1}^n \sum_{j \neq i} 2^{-d(v'_i, v'_j)} + \sum_{i=1}^n \sum_{j=1}^n 2^{-d(v'_i, v''_j)} + \\ &\quad + \sum_{i=1}^n \sum_{i=1}^n 2^{-d(v''_i, v'_j)} + \sum_{i=1}^n \sum_{j \neq i} 2^{-d(v''_i, v''_j)} \\ &= C(G) + \sum_{i=1}^n \left(2^{-d(v'_i, v''_i)} + C(v'_i) \right) \\ &\quad + \sum_{i=1}^n \left(2^{-d(v''_i, v'_i)} + C(v''_i) \right) + C(G) \\ &= C(G) + \frac{n}{4} + C(G) + \frac{n}{4} + C(G) + C(G) = 4C(G) + \frac{n}{2}, \end{aligned}$$

which proves the Theorem. \square

3 Closeness of some well-known line graphs

In this section we will calculate the closeness of line graphs of some well-known graphs.

The line graph of cycle graph C_n with n vertices is again cycle graph C_n :

$$C(L(C_n)) = C(C_n).$$

The line graph of path graph P_n with n vertices is path graph P_{n-1} (the formula is proven in [1]):

$$C(L(P_n)) = C(P_{n-1}) = 2n - 6 + 2^{3-n}.$$

The line graph of star S_n graph with n vertices is complete graph K_{n-1} (the formula is proven in [1]):

$$C(L(S_n)) = C(K_{n-1}) = \frac{(n-1)(n-2)}{2}.$$

For the closeness of the line graph of complete graph K_n with n vertices we will prove:

Theorem 2. *The closeness of line graph of complete graph K_n is:*

$$C(L(K_n)) = \frac{n(n^3 + 2n^2 - 13n + 10)}{16} \quad (6)$$

Proof. Complete graph K_n has $n(n-1)/2$ links, so the number of vertices of the line graph $L(K_n)$ is $n(n-1)/2$.

There are $n-1$ links at every vertex of the complete graph K_n , which makes $(n-1)(n-2)/2$ pairs of these links. This means that every vertex of the complete graph K_n creates $(n-1)(n-2)/2$ links in the line graph $L(K_n)$, hence $n(n-1)(n-2)/2$ is the total number of links in the line graph $L(K_n)$.

At every vertex of the complete graph, there are $n-1$ links. Every vertex of the line graph $L(K_n)$ is connected directly (a distance of 1) to $2(n-2)$ vertices, corresponding to both vertices of the link of the complete graph.

Every two links of the complete graph K_n , without common vertex, have 4 different links connecting their vertices. Hence, the distance to the other $n(n-1)/2 - 1 - 2(n-2)$ vertices is 2.

We can calculate the closeness of each vertex i of line graph $L(K_n)$:

$$\begin{aligned} C(i) &= \frac{2(n-2)}{2} + \frac{1}{4}(n(n-1)/2 - 1 - 2(n-2)) \\ &= n-2 + \frac{1}{8}(n^2 - n - 2 - 4n + 8) \\ &= \frac{8n - 16 + n^2 - 5n + 6}{8} = \frac{n^2 + 3n - 10}{8} \end{aligned}$$

The closeness of the line graph is $n(n-1)/2$ times bigger than the closeness of vertex i :

$$\begin{aligned} C(L(K_n)) &= \frac{n^2 + 3n - 10}{8} \cdot \frac{n(n-1)}{2} \\ &= \frac{n}{16}(n^3 + 3n^2 - 10n - n^2 - 3n + 10) \\ &= \frac{n}{16}(n^3 + 2n^2 - 13n + 10), \end{aligned}$$

and this finishes the proof. \square

4 Closeness of some line graphs with a bridge

In the next sections we will calculate the closeness of line graphs of graphs, created by linking two graphs (G_1 and G_2) with bridge B . For the closeness we will follow formula (4):

$$C(L(G_1 + B + G_2)) = C(L(G_1 + B_1)) + C(L(G_2 + B_2)) + 2C(B_1)C(B_2), \quad (7)$$

where $L(G_1+B_1)$ is the line graph of graph G_1 and bridge B_1 , and $L(G_2+B_2)$ is the line graph of graph G_2 and bridge B_2 . $C(B_1)$ is the closeness of vertex B_1 within line graph $L(G_1 + B_1)$ and $C(B_2)$ is the closeness of vertex B_2 within line graph $L(G_2 + B_2)$. Next vertices B_1 and B_2 collapse into one bridge vertex B to create line graph $L(G_1 + B + G_2)$.

In this section we will prepare for the next sections by calculating the closeness of some line graphs of well-known graphs, together with a bridge link (see fig. 2). We will also calculate the closeness of the bridge vertex $C(B)$ within the line graph.

For path graph P_n we can prove:

Lemma 1. *The closeness of line graph of path P_n and bridge link B is:*

$$C(L(P_n + B)) = 2n - 4 + 2^{2-n}.$$

Proof. If the bridge link B is connected to a leaf vertex of the path P_n , then the line graph of $P_n + B$ is path P_n . The closeness of B within $L(P_n + B)$ is:

$$C(B) = 2^{-1} + 2^{-2} + \dots + 2^{1-n} = 1 - 2^{1-n}.$$

The closeness of P_n (see [1]) is:

$$C(L(P_n + B)) = C(P_n) = 2n - 4 + 2^{2-n},$$

which proves the Lemma. □

For cycle graph C_n we have:

Lemma 2. *The closeness of line graph of cycle C_n and bridge link B is:*

$$C(L(C_{2k} + B)) = 4k + 4 - (6k + 4)2^{-k},$$

$$C(L(C_{2k+1} + B)) = 4k + 6 - (8k + 10)2^{-k-1}.$$

Proof. The formulae for closeness of cycle graphs, given in [1] and [3] are:

$$C(C_{2k}) = 4k - 6k2^{-k}, \tag{8}$$

$$C(C_{2k+1}) = 2(2k + 1) - 2(2k + 1)2^{-k}. \tag{9}$$

The line graph of cycle C_n is again cycle C_n . The bridge vertex B is linked to two vertices and

$$C(L(C_n + B)) = C(C_n) + 2C(B).$$

When $n = 2k$ vertex B has closeness:

$$C(B) = 2(2^{-1} + 2^{-2} + \dots + 2^{-k}) = 2(1 - 2^{-k}) = 2 - 2^{1-k}.$$

$$C(L(C_{2k} + B)) = 4k - 6k2^{-k} + 2(2 - 2^{1-k}) = 4k + 4 - (6k + 4)2^{-k}.$$

When $n = 2k + 1$ vertex B has closeness:

$$C(B) = 2(2^{-1} + \dots + 2^{-k}) + 2^{-k-1} = 2 - 2^{1-k} + 2^{-k-1} = 2 - 3 \cdot 2^{-k-1}.$$

$$C(L(C_{2k+1} + B)) = 2n - 2n2^{-k} + 2(2 - 3 \cdot 2^{-k-1}) = 4k + 6 - (8k + 10)2^{-k-1},$$

which proves the formulae. \square

For star graph S_n we have:

Lemma 3. *The closeness of line graph of star S_n and bridge link B , connected to a leaf is:*

$$C(L(S_n + B)) = \frac{(n-1)(n-2) + n}{2}.$$

Proof. The line graph of star S_n is complete K_{n-1} . Let the bridge vertex B be linked to vertex i , not the center. Using formula (3), the closeness is:

$$C(L(S_n + B)) = C(K_{n-1}) + (1 + C(i)) = \frac{(n-1)(n-2)}{2} + \left(1 + \frac{(n-2)}{2}\right).$$

The closeness of B within $L(S_n + B)$ is:

$$C(B) = 2^{-1} + (n-2)2^{-2} = n2^{-2},$$

which proves the formula. \square

We can prove:

Lemma 4. *The closeness of line graph of star S_n and bridge link B , connected to the center is:*

$$C(L(S_n + B)) = \frac{n(n-1)}{2}.$$

Proof. The line graph of star S_n is again complete K_{n-1} . The bridge vertex B is linked to all other vertices. The closeness of B within $L(S_n + B)$ is:

$$C(B) = (n-1)2^{-1}.$$

The closeness of $L(S_n + B)$ is:

$$C(L(S_n + B)) = C(K_n) = \frac{n(n-1)}{2},$$

which proves the formula. \square

We will calculate the closeness of the line graph of the complete graph, together with a bridge link.

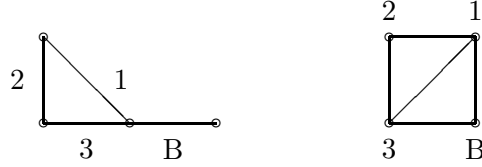


Fig. 2: Graph K_3 with bridge B and its line graph.

In Fig. 2, on the left are complete graph K_3 and link B . On the right is the line graph. The complete graph K_3 has links $\{1, 2, 3\}$, which are the vertices of the line graph $L(K_3 + B)$. Vertex B corresponds to bridge link B .

Lemma 5. *The closeness of line graph of complete graph K_n and bridge link B is:*

$$C(L(K_n + B)) = \frac{n^4 + 2n^3 - 9n^2 + 14n - 8}{16}.$$

Proof. The line graph of complete graph K_n and vertex B has vertex B connected to $n - 1$ vertices of the line graph.

Using the proof of Theorem 2, vertex B has $n - 1$ vertices at distance 1 and $n(n - 1)/2 - n + 1$ vertices at distance 2. The closeness of vertex B within graph $L(K_n) + B$ is:

$$C(B) = \frac{n - 1}{2} + \frac{n(n - 1) - 2(n - 1)}{8} = \frac{(n - 1)(n + 2)}{8} = \frac{n^2 + n - 2}{8}.$$

The closeness of $L(K_n + B)$ is:

$$\begin{aligned} C(L(K_n + B)) &= C(L(K_n)) + 2 \cdot \frac{n^2 + n - 2}{8} \\ &= \frac{1}{16} (n^4 + 2n^3 - 13n^2 + 10n + 4n^2 + 4n - 8) \\ &= \frac{n^4 + 2n^3 - 9n^2 + 14n - 8}{16}, \end{aligned}$$

which proves the formula. \square

The closeness of the graph on the right in Fig. 2 is 5.5. The formula from Lemma 5 gives:

$$C(L(K_3 + B)) = \frac{3^4 + 2 \cdot 3^3 - 9 \cdot 3^2 + 14 \cdot 3 - 8}{16} = \frac{88}{16} = 5.5.$$

5 Closeness of line graph of lollipop graphs

The lollipop graph $L_{m,n}$ is created by connecting complete graph K_m by a bridge to path graph P_n .

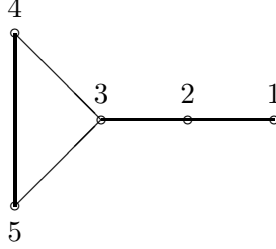


Fig. 3: Lollipop Graph $L_{3,2}$.

The complete graph K_3 in Fig. 3 has vertices $\{3, 4, 5\}$, the path graph P_2 has vertices $\{1, 2\}$, and the bridge is $(2, 3)$. We can calculate the closeness of lollipop graph $L_{m,n}$ by using formula (3):

Theorem 3. *The closeness of lollipop graph $L_{m,n}$ is:*

$$C(L_{m,n}) = \frac{m}{2} (m + 1 - 2^{1-n}) + 2n - 3 + 3 \cdot 2^{-n}.$$

Proof. The closeness of complete graph K_m is $m(m-1)/2$, the closeness of path graph P_n is $2n - 4 + 2^{2-n}$. The closeness of any vertex of K_m is $(m-1)/2$, the closeness of a leaf vertex of path graph P_n is $1 - 2^{1-n}$. Applying formula (3) for lollipop graph $L_{m,n}$ we receive:

$$\begin{aligned} C(L_{m,n}) &= \frac{m(m-1)}{2} + 2n - 4 + 2^{2-n} + \left(1 + \frac{m-1}{2}\right) (1 + 1 - 2^{1-n}) \\ &= \frac{m(m-1)}{2} + 2n - 4 + 2^{2-n} + \frac{m+1}{2} (2 - 2^{1-n}) \\ &= \frac{m(m+1)}{2} + 2n - 3 + 2^{2-n} - m2^{-n} - 2^{-n} \\ &= \frac{m}{2} (m + 1 - 2^{1-n}) + 2n - 3 + 3 \cdot 2^{-n}, \end{aligned}$$

which finishes the proof. \square

The same formula is proven in [25]. We can prove now:

Theorem 4. *The closeness of the line graph of lollipop graph $L_{m,n}$ is:*

$$C(L(L_{m,n})) = \frac{m}{16} (m^3 + 2m^2 - 5m + 18) - (m^2 + m - 10)2^{-n-1} + 2n - 5.$$

Proof. Using formula (7) and Lemmas 1 and 5, the closeness of the line graph of lollipop graph $L_{m,n}$ is:

$$\begin{aligned}
C(L(L_{m,n})) &= C(L(K_m + A)) + C(L(P_n + B)) + 2C(A)C(B) \\
&= \frac{m^4 + 2m^3 - 9m^2 + 14m - 8}{16} + 2n - 4 + 2^{2-n} \\
&\quad + 2 \frac{m^2 + m - 2}{8} (1 - 2^{1-n}) \\
&= \frac{1}{16} (m^4 + 2m^3 - 9m^2 + 14m - 8 + 4m^2 + 4m - 8) \\
&\quad + 2n - 4 + 2^{2-n} - \frac{m^2 + m - 2}{8} \cdot 2^{2-n} \\
&= \frac{1}{16} (m^4 + 2m^3 - 5m^2 + 18m - 16) \\
&\quad - (m^2 + m - 10)2^{-n-1} + 2n - 4,
\end{aligned}$$

which proves the theorem. \square

6 Closeness of tadpole graphs

Tadpole graph $T_{m,n}$ is created by connecting cycle graph C_m ($m \geq 3$) by a bridge to path graph P_n .

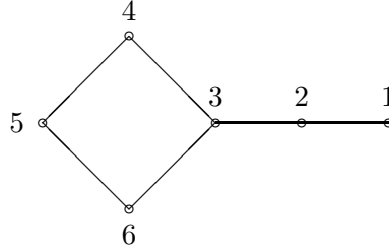


Fig. 4: Tadpole Graph $T_{4,2}$.

The cycle graph C_4 in Fig. 4 has vertices $\{3, 4, 5, 6\}$, the path graph P_2 has vertices $\{1, 2\}$, and the bridge is $(2, 3)$. We can calculate the closeness of tadpole graph $T_{m,n}$ by using formula (3):

Theorem 5. *The closeness of tadpole graph $T_{m,n}$ is:*

$$\begin{aligned}
C(T_{2k,n}) &= 4k - 6k2^{-k} + 2n + 2 + 6 \left(2^{-n-k} - 2^{-k} \right) - 2^{1-n}, \\
C(T_{2k+1,n}) &= 4k - k2^{2-k} + 2n + 4 + 2^{2-n-k} - 3 \cdot 2^{1-k} - 2^{1-n}.
\end{aligned}$$

Proof. The closeness of the cycle graph C_m is $C(C_m)$, the closeness of the path graph P_n is $2n - 4 + 2^{2-n}$. The closeness of a vertex of C_m is $C(C_m)/m$, the closeness of leaf vertex of path graph P_n is $1 - 2^{1-n}$. Applying formula (3) for tadpole graph $T_{m,n}$ we receive:

$$\begin{aligned} C(T_{m,n}) &= C(C_m) + 2n - 4 + 2^{2-n} + \left(1 + \frac{C(C_m)}{m}\right) (1 + 1 - 2^{1-n}) \\ &= C(C_m) \frac{m + 2 - 2^{1-n}}{m} + 2n - 2 + 2^{1-n}. \end{aligned}$$

When $m = 2k$, using formula (8), the tadpole graph closeness is:

$$\begin{aligned} C(T_{2k,n}) &= \left(4k - 6k2^{-k}\right) \frac{2k + 2 - 2^{1-n}}{2k} + 2n - 2 + 2^{1-n} \\ &= \left(2 - 3 \cdot 2^{-k}\right) (2k + 2 - 2^{1-n}) + 2n - 2 + 2^{1-n} \\ &= 4k - 2^{2-n} - 6(k+1)2^{-k} + 3 \cdot 2^{1-n-k} + 2n + 2 + 2^{1-n} \\ &= 4k - 6k2^{-k} + 2n + 2 - 3 \cdot 2^{1-k} + 3 \cdot 2^{1-n-k} - 2^{1-n}. \end{aligned}$$

When $m = 2k + 1$, using formula (9), the tadpole graph closeness is:

$$\begin{aligned} C(T_{2k+1,n}) &= \left(2(2k+1) - 2(2k+1)2^{-k}\right) \frac{2k+3-2^{1-n}}{2k+1} + 2n - 2 + 2^{1-n} \\ &= \left(2 - 2^{1-k}\right) (2k+3-2^{1-n}) + 2n - 2 + 2^{1-n} \\ &= 4k - 2^{1-n} - (2k+3)2^{1-k} + 2^{2-n-k} + 2n + 4. \end{aligned}$$

which finishes the proof. \square

For the closeness of the line graph, we can prove now:

Theorem 6. *The closeness of line graph of tadpole graph $T_{m,n}$ is:*

$$C(L(T_{2k,n})) = 4k + 2n - (6k + 8)2^{-k} - 2^{2-n} + 4 + 2^{3-k-n},$$

$$C(L(T_{2k+1,n})) = 4k + 2n + 6 - (4k + 8)2^{-k} - 2^{2-n} + 3 \cdot 2^{1-k-n}.$$

Proof. Using formula (7) and Lemmas 1 and 2:

$$\begin{aligned} C(L(T_{m,n})) &= C(L(C_m + A)) + C(L(P_n + B)) + 2C(A)C(B) \\ &= C(L(C_m + A)) + 2n - 4 + 2^{2-n} + 2(1 - 2^{1-n})C(A) \end{aligned}$$

When $m = 2k$ the line graph of tadpole graph closeness:

$$\begin{aligned} C(L(T_{2k,n})) &= 4k + 4 - (6k + 4)2^{-k} + 2n - 4 \\ &\quad + 2^{2-n} + (2 - 2^{2-n})(2 - 2^{1-k}) \\ &= 4k + 2n - (6k + 8)2^{-k} - 2^{2-n} + 4 + 2^{3-k-n}. \end{aligned}$$

When $n = 2k + 1$ the closeness is:

$$\begin{aligned} C(L(T_{2k+1,n})) &= 4k + 6 - (8k + 10)2^{-k-1} + 2n - 4 \\ &\quad + 2^{2-n} + (2 - 2^{2-n})(2 - 3 \cdot 2^{-k-1}) \\ &= 4k + 2n + 6 - (8k + 16)2^{-k-1} - 2^{2-n} + 3 \cdot 2^{1-k-n}, \end{aligned}$$

which proves the formulae. \square

7 Closeness of broom graphs

Broom graph $B_{m,n}$ is created by connecting path graph P_n by a bridge to the center of star graph S_m ($m \geq 3$). The case, when the bridge is connected to a leaf of the star graph, is considered similarly, only m and n are different.

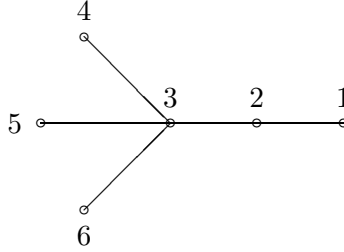


Fig. 5: Broom Graph $B_{4,2}$.

The star graph S_4 in Fig. 5 has vertices $\{3, 4, 5, 6\}$, the path graph P_2 has vertices $\{1, 2\}$, and the bridge is $(2, 3)$. We can calculate the closeness of broom graph $B_{m,n}$ by using formula (3):

Theorem 7. *The closeness of broom graph $B_{m,n}$ is:*

$$C(B_{m,n}) = \frac{m}{4} (m + 5 - 2^{2-n}) + 2n - 3.5 + 3 \cdot 2^{-n}.$$

Proof. The closeness of star graph S_m (see[1]) is $(m-1)(m+2)/4$, and the closeness of path graph P_n is $2n - 4 + 2^{2-n}$. The closeness of the center of S_m is $(m-1)/2$, the closeness of a leaf vertex of path graph P_n is $1 - 2^{1-n}$. Applying formula (3) for broom graph $B_{m,n}$ we receive:

$$\begin{aligned} C(B_{m,n}) &= \frac{(m-1)(m+2)}{4} + 2n - 4 + 2^{2-n} + \left(1 + \frac{m-1}{2}\right) (1 + 1 - 2^{1-n}) \\ &= \frac{m(m+1)}{4} + 2n - 4.5 + 2^{2-n} + \frac{m+1}{2} (2 - 2^{1-n}) \\ &= \frac{m(m+5)}{4} + 2n - 3.5 + 2^{2-n} - m2^{-n} - 2^{-n} \\ &= \frac{m}{4} (m + 5 - 2^{2-n}) + 2n - 3.5 + 3 \cdot 2^{-n}, \end{aligned}$$

which finishes the proof. \square

For the line graph we have:

Theorem 8. *The closeness of the line graph of broom graph $B_{m,n}$ is:*

$$C(L(B_{m,n})) = m(m+1)2^{-1} + 2n - 5 + (3-m)2^{1-n}.$$

Proof. Using formula (7) and Lemmas 1 and 4:

$$\begin{aligned} C(L(B_{m,n})) &= C(L(S_m + A)) + C(L(P_n + B)) + 2C(A)C(B) \\ &= \frac{m(m-1)}{2} + 2n - 4 + 2^{2-n} + 2\frac{m-1}{2}(1 - 2^{1-n}) \\ &= \frac{m^2 - m + 2m}{2} + 2n - 4 - 1 + 2^{1-n}(2 - m + 1) \\ &= \frac{m(m+1)}{2} + 2n + (3-m)2^{1-n} - 5, \end{aligned}$$

which proves the formula. \square

8 Closeness of bistar graphs

Bistar graph $BS_{m,n}$ is created by connecting the center of star graph S_m ($m \geq 3$) by a bridge to the center of star graph S_n ($n \geq 3$).

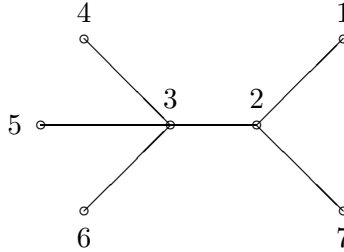


Fig. 6: Bistar Graph $BS_{4,3}$.

The star graph S_4 in Fig. 6 has vertices $\{3, 4, 5, 6\}$, the star graph S_3 has vertices $\{1, 2, 7\}$, and the bridge is $(2, 3)$.

We can calculate the closeness of bistar graphs using formula (3):

Theorem 9. *The closeness of bistar graph $BS_{m,n}$ is:*

$$C(BS_{m,n}) = \frac{1}{4}(m(m+2) + n(n+2) + mn - 3).$$

Proof. The closeness of star graph S_m (see [1]) is $(m-1)(m+2)/4$, and the closeness of star graph S_n is $(n-1)(n+2)/4$. The closeness of the center of S_m is $(m-1)/2$, and the closeness of the center of S_n is $(n-1)/2$. Applying formula (3) for bistar graph $BS_{m,n}$ we receive:

$$\begin{aligned}
C(BS_{m,n}) &= \frac{(m-1)(m+2)}{4} + \frac{(n-1)(n+2)}{4} \\
&\quad + \left(1 + \frac{m-1}{2}\right) \left(1 + \frac{n-1}{2}\right) \\
&= \frac{1}{4} (m(m+1) + n(n+1) - 4 + (m+1)(n+1)) \\
&= \frac{1}{4} (m(m+2) + n(n+2) + mn - 3),
\end{aligned}$$

which finishes the proof. \square

We can prove for the line graph of bistar graphs:

Theorem 10. *The closeness of the line graph of bistar graph $BS_{m,n}$ is:*

$$C(L(BS_{m,n})) = \frac{1}{2} ((m-1)^2 + (n-1)^2 + mn - 1).$$

Proof. Using formula (7) and Lemma 4:

$$\begin{aligned}
C(L(BS_{m,n})) &= C(L(S_m + A)) + C(L(S_n + B)) + 2C(A)C(B) \\
&= \frac{m(m-1)}{2} + \frac{n(n-1)}{2} + 2 \frac{m-1}{2} \cdot \frac{n-1}{2} \\
&= \frac{m^2 - m + n^2 - n + mn - m - n + 1}{2} \\
&= \frac{(m-1)^2 + (n-1)^2 + mn - 1}{2},
\end{aligned}$$

which proves the formula. \square

9 Conclusion

In this article, we have proven a formula for the closeness of shadow graphs. We have also calculated the closenesses of line graphs of some well-known graphs, like path, star, cycle, and complete graphs. The closenesses of graphs, created by linking two of these graphs by a bridge (like lollipop, tadpole, broom, and bistar graphs) are given. The closenesses of line graphs of these graphs are calculated.

Future work should focus on calculating closeness, residual closeness, and additional closeness of more complex graphs.

References

- [1] Dangkalchev Ch. (2006) Residual closeness in networks. *Physica A*. 365:556-564.

- [2] Dangelchev Ch. (2020) Additional Closeness and Networks Growth. *Fundamenta Informaticae*. 176(1):1-15.
- [3] Aytac A, Odabas Z.N. (2011) Residual closeness of wheels and related networks. *IJFCS*. 22(5):1229-1240.
- [4] Dangelchev Ch. (2011) Residual closeness and generalized closeness. *IJFCS*. 22(8):1939-1947.
- [5] Odabas Z.N, Aytac A. (2013) Residual closeness in cycles and related networks. *Fundamenta Informaticae*. 124 (3): 297-307.
- [6] Turaci T, Okten M. (2015) Vulnerability of Mycielski graphs via residual closeness, *Ars Combinatoria*. 118: 419-427.
- [7] Aytac A, Berberler Z.N.O. (2017) Robustness of Regular Caterpillars. *IJFCS*. 28(7): 835-841.
- [8] Aytac A, Odabas Z.N. (2017) Network robustness and residual closeness. *RAIRO-Operations Research*. 52(3), 839-847.
- [9] Turaci T, Aytac V. (2017) Residual Closeness of Splitting Graphs. *Ars Combinatoria*. 130: 17-27.
- [10] Dangelchev Ch. (2018) Residual Closeness of Generalized Thorn Graphs. *Fundamenta Informaticae*. 162(1), 2018, p 1-15.
- [11] Aytac V, Turaci T. (2018) Closeness centrality in some splitting networks. *Computer Science Journal of Moldova*. 26(3):251-269.
- [12] Rupnik D, Žerovnik J. (2019) Networks with Extremal Closeness. *Fundamenta Informaticae*. 167(3):219-234.
- [13] Yigit E., Berberler ZN. (2019) A Note on the Link Residual Closeness of Graphs Under Join Operation. *IJFCS*. 30(03):417-424.
- [14] Dangelchev Ch. (2020) Closeness of Splitting Graphs. *C.R. Acad. Bulg. Sci*. 73(4): 461-466.
- [15] B. Zhou, Z. Li, H. Guo. (2021). Extremal results on vertex and link residual closeness. *IJFCS*. 32:1-21.
- [16] Dangelchev Ch. (2022) Additional Closeness of Cycle Graphs. *IJFCS*. 33(08), pp. 1033 - 1052.
- [17] Golpek , H. T. (2022) Vulnerability of Banana trees via closeness and residual closeness parameters. *Maltepe Journal of Mathematics*, 4(2), 1-5.

- [18] Zheng L, Zhou B.(2022). On the spectral closeness and residual spectral closeness of graphs. *RAIRO-Operations Research*. 56(4):2651-68.
- [19] Cheng MQ, Zhou B.(2023). Residual closeness of graphs with given parameters. *Journal of Operations Research Society of China*. 11:839–856.
- [20] Berberler Z., Aytac A. (2023). Node and Link Vulnerability in Complete Multipartite Networks. *IJFCS*. 34: 1-11.
- [21] Dangalchev Ch. (2023) Algorithms for Closeness, Additional Closeness and Residual Closeness, *Computer Vision Studies*. 2(1), pp. 1-7.
- [22] Wang, Y., Zhou, B. (2023). Residual closeness, matching number and chromatic number. *The Computer Journal*, 66(5), 1156-1166.
- [23] Li, C., Xu, L., Zhou, B. (2023). On the residual closeness of graphs with cut vertices. *Journal of Combinatorial Optimization*, 45(5), 115.
- [24] Dangalchev Ch. (2023) Link Residual Closeness of Harary Graphs, arXiv:2305.16882, doi:10.48550/arXiv.2305.16882.
- [25] Dangalchev Ch. (2023) Closeness Centralities of Lollipop Graphs, arXiv:2307.06738, doi:10.48550/arXiv.2307.06738.