

Online Class Cover Problem*

Minati De¹, Anil Maheshwari², and Ratnadip Mandal¹

¹Dept. of Mathematics, Indian Institute of Technology Delhi, New Delhi, India
minati@maths.iitd.ac.in, maz218522@iitd.ac.in

²School of Computer Science, Carleton University, Ottawa, Canada
anil@scs.carleton.ca

July 4, 2024

Abstract

In this paper, we study the online class cover problem where a (finite or infinite) family \mathcal{F} of geometric objects and a set \mathcal{P}_r of red points in \mathbb{R}^d are given a priori, and blue points from \mathbb{R}^d arrives one after another. Upon the arrival of a blue point, the online algorithm must make an irreversible decision to cover it with objects from \mathcal{F} that do not cover any points of \mathcal{P}_r . The objective of the problem is to place a minimum number of objects. When \mathcal{F} consists of axis-parallel unit squares in \mathbb{R}^2 , we prove that the competitive ratio of any deterministic online algorithm is $\Omega(\log |\mathcal{P}_r|)$, and also propose an $O(\log |\mathcal{P}_r|)$ -competitive deterministic algorithm for the problem.

Keywords: Class Cover, Online Algorithm, Squares, Lower Bound, Competitive Ratio.

1 Introduction

Let \mathcal{P}_b and \mathcal{P}_r be two sets of blue and red points in \mathbb{R}^d , where $|\mathcal{P}_b| = n$ and $|\mathcal{P}_r| = m$. In this scenario, the set $\mathcal{P} = \mathcal{P}_b \cup \mathcal{P}_r$ is called a bi-colored point set, and \mathcal{P}_b and \mathcal{P}_r are referred to as the blue and red point classes, respectively. A geometric object (for example, ball, hypercube, etc.) is considered \mathcal{P}_r -empty if it does not contain any point from the set \mathcal{P}_r . For a given (finite or infinite) family \mathcal{F} of geometric objects in \mathbb{R}^d and a bi-colored set $\mathcal{P} = \mathcal{P}_b \cup \mathcal{P}_r$, the objective of the *class cover problem* is to find a minimum cardinality subset $\mathcal{S} \subseteq \mathcal{F}$, consisting of only \mathcal{P}_r -empty geometric objects, that covers the blue point class (i.e., every point in \mathcal{P}_b is contained in at least one of the objects without covering any points in \mathcal{P}_r).

For our research, we are considering the *online class cover problem* where we only know the red point class \mathcal{P}_r and don't know the blue point class in advance. The blue points will come one by one, and upon the arrival of a blue point, we need to make an irreversible decision to cover it with \mathcal{P}_r -empty objects. Again, the objective of the problem is to find a minimum cardinality set of \mathcal{P}_r -empty objects. In this paper, we consider the problem when \mathcal{F} is the family of axis-parallel unit squares in \mathbb{R}^2 , and \mathcal{P}_r is a set of points in \mathbb{R}^2 .

The quality of our online algorithm is analyzed using competitive analysis [5]. The *competitive ratio* of an online algorithm is $\sup_{\mathcal{I}} \left(\frac{\text{ALG}(\mathcal{I})}{\text{OPT}(\mathcal{I})} \right)$, where \mathcal{I} is an input sequence, and $\text{OPT}(\mathcal{I})$ and $\text{ALG}(\mathcal{I})$ are the cost of an optimal offline algorithm and the solution produced by the online algorithm, respectively, over \mathcal{I} . Here, the supremum is taken over all possible input sequences \mathcal{I} .

Online computation models capture many real-world phenomena: the irreversibility of time (decisions), the inaccessibility of complete data, and the ambiguity of the future. As a result, online models

*This paper has been accepted in Computational Geometry: Theory and Applications. DOI: <https://doi.org/10.1016/j.comgeo.2024.102120>. Work on this paper by M. De has been partially supported by SERB MATRICS Grant MTR/2021/000584, work by A. Maheshwari has been supported by NSERC, and work by R. Mandal has been supported by CSIR, India, File Number- 09/0086(13712)/2022-EMR-I.

of computation have attracted many researchers. In computational geometry, much work has been conducted on the online model for various problems such as the set cover problem [11, 19, 20], hitting set problem [17, 22, 24], independent set problem [8, 23], coloring problem [12, 13] and the dominating set problem [16, 21]. There is a lack of literature on the online class cover problem. This is a natural problem, and it has various applications in data mining, pattern recognition, scientific computation, visualization and computer graphics [1, 18, 25]. An application example of the online class cover problem inspired by Alon et al. [2] is as follows. Consider, for instance, network servers that provide a service. A set of clients may require the service, and each server can provide it to a subset of those clients. The requests of clients arrive one by one. The network administrator must determine where to deploy a server upon the introduction of a client so that the client receives the requested service. However, there may be some customers who utilize the services of a competitor. Therefore, the network administrator must install the server to exclude rival clients and cover the area where a potential future client may arrive.

1.1 Related Work

We aren't aware of any work in the online setting of the class cover problem. But in the offline setting, some of the key results are highlighted below. Inspired by the Cowen–Priebe method for the classification of high-dimensional data (see [7, 14]), Cannon and Cowen [6] introduced the class cover problem as follows.

$$\begin{aligned} & \text{Minimize } k \\ & \text{Subject to, } \max_{u \in \mathcal{P}_b} d(u, S) \leq \min_{u \in \mathcal{P}_r} d(u, S), \\ & \text{where } S \subseteq \mathcal{P}_b, |S| = k. \end{aligned}$$

Here the point-to-set distance $d(u, S)$ is defined as $\min_{s \in S} d(u, s)$. In other words, given a bi-colored set $\mathcal{P} = \mathcal{P}_b \cup \mathcal{P}_r$, the objective is to find a minimum cardinality set of blue centers to cover the blue points with a set of blue-centered balls of equal radius, such that no red points lie in these balls. They showed that this problem is NP-hard and gave an $(1 + \ln |\mathcal{P}|)$ -approximation algorithm for general metric spaces that runs in cubic time. They presented a polynomial-time approximation scheme (PTAS) in the Euclidean setting for constant dimension.

In [4], Bereg et al. considered the class cover problem for axis-aligned rectangles (i.e., boxes) and called it the *Boxes Class Cover problem* (BCC problem). They proved the NP-hardness of the problem and gave an $O(\log |\text{OPT}|)$ -approximation algorithm, where OPT is an optimal covering. They also study some variants of the problem. If the geometric objects are axis-parallel strips and half-strips oriented in the same direction, they gave an exact algorithm running in $O(m \log m + n \log n + \sqrt{mn})$ -time and $O((m + n) \log(\min\{m, n\}))$ -time, respectively. However, if half-strips are oriented in any of the four possible orientations, the problem is NP-hard. But in this case, they showed that there exists an $O(1)$ -approximation algorithm. In the last variant of the BCC problem, they considered axis-aligned squares. Here, they proved the NP-hardness of the problem and presented an $O(1)$ -approximation algorithm. Shanjani [26] proved that the BCC problem is APX-hard, whereas a PTAS exists for the variant of the problem for disks and axis-parallel squares [3].

In [9], Cardinal et al. considered a symmetric version of the BCC problem and called it *Simultaneous BCC problem* (SBCC problem), which is defined as follows. Given a set \mathcal{P} of points in the plane, each colored red or blue, find the smallest cardinality set of axis-aligned boxes, which together cover \mathcal{P} such that each box cover only points of the same color and no box covering a red point intersects the interior of a box covering a blue point [9, Dfn. 2]. They showed that this problem is APX-hard and gave a constant-factor approximation algorithm.

If the red point class \mathcal{P}_r is empty, and \mathcal{F} consists of all possible translated copies of an object, then the online class cover problem is equivalent to the online unit cover problem. Charikar et al. [11] proposed an $O(2^d d \log d)$ competitive algorithm for the online unit cover for balls in \mathbb{R}^d . Later, Dumitrescu et al. [19] obtained $O(1.321^d)$ competitive algorithm and proved that the lower bound is $\Omega(d+1)$. In particular, for balls in \mathbb{R}^2 and \mathbb{R}^3 , they obtained competitive ratios of 5 and 12, respectively. Dumitrescu and Tóth [20] studied the unit cover problem for hyper-cubes in \mathbb{R}^d . They proved that the lower bound of this problem is at least 2^d , and also this ratio is optimal, as it is obtainable through a simple deterministic algorithm that allocates points to a predefined set of hyper-cubes [10]. Recently, De et al. [15] gave a deterministic online algorithm of the unit cover problem for α -aspect $_\infty$ objects in \mathbb{R}^d with a competitive ratio at most $(\frac{2}{\alpha})^d ((1 + \alpha)^d - 1) \log_{(1+\alpha)}(\frac{2}{\alpha}) + 1$. To summarise existing results related to the online unit cover problem using translates of an object of various shapes, we refer to Table of [15].

Consider the online class cover problem when \mathcal{F} is an infinite family of intervals on \mathbb{R} and \mathcal{P}_r is a set of m red points in \mathbb{R} . Observe that the m red points partition \mathbb{R} into $m + 1$ open intervals. As a result of this, any \mathcal{P}_r -empty interval must lie inside one of the $m + 1$ open intervals. Therefore, the online class cover problem for intervals in \mathbb{R} reduces to $m + 1$ distinct online set cover problems for intervals in \mathbb{R} . For this case, if \mathcal{F} is the set of all possible translations of an interval, then an optimum 2-competitive algorithm for the problem can be obtained [10, 11].

1.2 Our Contributions

This paper primarily presents two results on the online class cover problem when \mathcal{F} is the set of all possible axis-parallel unit squares in \mathbb{R}^2 , and \mathcal{P}_r is a set of m points in \mathbb{R}^2 . We show, first, that the competitive ratio of every deterministic online algorithm of the problem is $\Omega(\log m)$ (Theorem 1). To prove this, we consider an adaptive adversary. Initially, the adversary constructs a set \mathcal{P}_r of m red points such that a unit square contains \mathcal{P}_r . In each of $O(\log m)$ rounds, the adversary maintains a subset $P \subseteq \mathcal{P}_r$ of red points and places a blue point in a grid cell, obtained by using the points in P , such that any online algorithm must place a new square to cover it, whereas an offline optimal covers all the blue points by a single square.

Next, we provide a deterministic online algorithm with a competitive ratio of $O(\log m)$ (Theorem 2 and Theorem 3). Our algorithm, in a nutshell, is as follows. When a new blue point is introduced to the algorithm that is uncovered by the previously selected squares, the algorithm chooses at most five squares, called candidate squares (see Section 4 for definition) to cover it. The candidate squares are constructed using a binary search over potential squares. The main challenge and the novelty is to show that the candidate squares are sufficient to establish the competitive ratio. As stated previously, if $\mathcal{P}_r = \emptyset$, the online class cover problem for translated copies of an object reduces to the online unit cover problem. In that case, for axis-parallel squares, our algorithm works like the well-known algorithm, namely **Algorithm Centered**, and thus achieves the optimal competitive ratio of 4 [10, 20]. For simplicity, throughout the paper, we consider that the set \mathcal{P}_r contains at least one point, i.e., $m \geq 1$, unless mentioned.

1.3 Outline of the Paper

In Section 2, we introduce terminology that will be used in subsequent sections. Section 3 demonstrates the lower bound for the online class cover problem for axis-parallel unit squares. Then, in Section 4, we present an online algorithm for the problem. In Section 5, we give our algorithm's correctness and competitive analysis. Finally, we conclude in Section 6.

2 Notation and Preliminaries

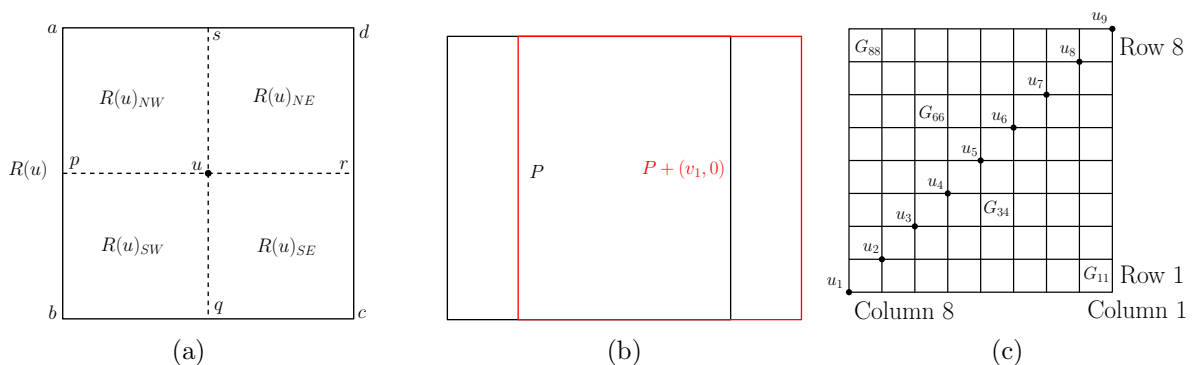


Figure 1: (a) An axis-parallel unit square $R(u) = \square abcd$ centered at u . (b) The square $P + (v_1, 0)$ (red) is a horizontal translated copy of the square P (black). (c) An 8×8 grid $\mathcal{G}(Q)$ using 9 points of $Q = \{u_1, u_2, \dots, u_9\}$ in a plane.

We use $[n]$ to represent the set $\{1, 2, \dots, n\}$ where n is a positive integer. We use the phrase ‘ X contains Y ’ to signify that $Y \subseteq X$. For any point u , we use $u(x)$ and $u(y)$ to denote the x and y -coordinates of u , respectively. A point u is said to be lying on the left side of a vertical line segment l if u

lies on the left side of the line L , obtained by extending the line segment l in both directions. Similarly, we define the other cases such as u lying on the right, the above and the bottom side of a horizontal/vertical line segment l . Let $R(u) = \square abcd$ be an axis-parallel unit square centred at a point u (see Figure 1a). Let p, q, r and s be the midpoints of the edges ab, bc, cd and ad of $R(u)$, respectively. The vertices a, b, c and d will be called *NW, SW, SE* and *NE* vertices of $R(u)$, respectively. The edges ab, bc, cd and ad will be called the left, the bottom, the right and the top edge of $R(u)$, respectively. Now, the two line segments \overline{pr} and \overline{qs} partition $R(u)$ into four *sub-squares* $R(u)_{NW} = \square apus$, $R(u)_{SW} = \square pbqu$, $R(u)_{SE} = \square uqcr$ and $R(u)_{NE} = \square surd$ each of side length $\frac{1}{2}$. The boundary of $R(u)$ will be denoted by $\partial R(u)$, and the interior by $\text{int}(R(u)) = \{v \in R(u) \mid v \notin \partial R(u)\}$. A point v is said to be *covered/contained* by a square $R(u)$ if $v \in \text{int}(R(u))$. Throughout the paper, a square means an axis-parallel unit square unless mentioned.

A square P is said to be a *translated copy* of a square P' if $P = P' + v = \{w + v \mid w \in P'\}$, where $v = (v_1, v_2)$ is a vector in \mathbb{R}^2 . We say that the square P is a *horizontal translated copy* of P' if the vector v is of the form $(v_1, 0) \in \mathbb{R}^2$ (see Figure 1b). Similarly, if the vector v is of the form $(0, v_2) \in \mathbb{R}^2$, the square P is said to be a *vertical translated copy* of P' . A square P is moved *rightwards*, meaning that we consider a horizontal translated copy $P' = P + (v_1, 0)$ of P , where the value of $v_1 > 0$ and it is continuously increasing. Similarly, we can define the movement of P in other directions, such as leftwards, upwards, and downwards.

Let $Q = \{u_1, u_2, \dots, u_q\}$ be a set of points in a plane having distinct x and y -coordinates. Consider the horizontal and vertical lines passing through each point $u \in Q$. They form a $(q-1) \times (q-1)$ grid, denoted by $\mathcal{G}(Q)$ (see Figure 1c). We consider the bottom-most row of $\mathcal{G}(Q)$ as 1st row and the right-most column of $\mathcal{G}(Q)$ as 1st column. Let G_{ij} be the cell in the grid that appears in the i th row and the j th column for $i, j \in [q-1]$. Note that G_{11} and $G_{(q-1)(q-1)}$ are the *SE* and the *NW* corner cells in the grid. The *height* (respectively, *width*) of the grid $\mathcal{G}(Q)$ means the vertical¹ (respectively, horizontal) distance between the top-most and the bottom-most points (respectively, the left-most and the right-most points) of Q . A grid cell G_{ij} is said to be *cover-free* with respect to a set $\{R_1, \dots, R_k\}$ of squares, if there exists a point $w \in G_{ij}$ such that $w \notin \cup_{i=1}^k R_i$.

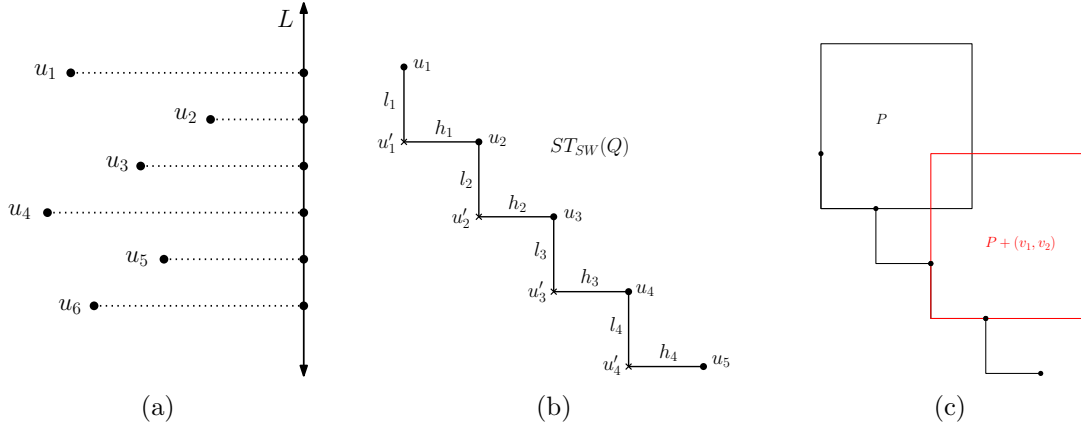


Figure 2: (a) The point $u_2 \in Q$ is nearest to the line L , where $Q = \{u_1, u_2, \dots, u_6\}$. (b) Here, $ST_{SW}(Q)$ is the sequence $\sigma = \{l_1, h_1, \dots, l_4, h_4\}$, where $Q = \{u_1, u_2, \dots, u_5\}$. (c) The square $P + (v_1, v_2)$ (red) is obtained by moving the square P (black) rightwards along the staircase.

For any two points $a, b \in \mathbb{R}^2$, we use $d(a, b)$ to represent the distance between the points a and b under the Euclidean norm. Let L be any horizontal or vertical line. Define, $d(a, L) = \min_{u \in L} d(a, u)$. Consider a set Q of points. Now, a point $u \in Q$ is said to be the *nearest point* to the line L , if $d(u, L) = \min_{a \in Q} d(a, L)$ (see Figure 2a). With slight abuse, a point $u \in Q$ is said to be the nearest point to a line segment l if u is the nearest point to the line L , obtained by extending the line segment l in both directions.

For a set Q of points, define the set $D_{SW}(Q) = \{q \in Q \mid \nexists q' \in Q \text{ such that } q(x) < q'(x) \text{ and } q(y) < q'(y)\}$. We call $D_{SW}(Q)$ the *set of SW dominating points* of Q . Similarly, we can define the other dominating sets of Q such as $D_{NW}(Q), D_{NE}(Q)$ and $D_{SE}(Q)$. Let $Q' = D_{SW}(Q) = \{u_1, u_2, \dots, u_q\}$ be

¹For any two points $a, b \in \mathbb{R}^2$, the vertical distance between a and b is defined by $|b(y) - a(y)|$. Similarly, the horizontal distance between a and b is $|b(x) - a(x)|$.

such that $u_i(x) \leq u_{i+1}(x)$ and $u_i(y) \geq u_{i+1}(y)$ for $i \in [q-1]$. Now, we define a *SW staircase* of Q , denoted by $ST_{SW}(Q)$, as an alternating sequence $\{l_1, h_1, \dots, l_{q-1}, h_{q-1}\}$ of vertical and horizontal line segments such that $l_i = \overline{u_i u'_i}$ and $h_i = \overline{u'_i u_{i+1}}$, where $u'_i = (u_i(x), u_{i+1}(y)) \in \mathbb{R}^2$ for $i \in [q-1]$ (see Figure 2b). The two points u_1 and u_q are called the *initial point* and the *terminal point* of $ST_{SW}(Q)$, respectively. Similarly, we can define the other staircases of Q such as $ST_{NW}(Q)$, $ST_{NE}(Q)$ and $ST_{SE}(Q)$. Let P be a square such that the *SW* vertex of P coincides with u'_i for some $i \in [q-1]$. Now, P is moved *rightwards along the staircase* $ST_{SW}(Q)$, meaning that we consider a translated copy $P' = P + (v_1, v_2)$ of P with $v_1 \geq 0, v_2 \leq 0$ such that the *SW* vertex of P' always lies either on l_j or on h_j for some $j \in [q-1]$, and either the value of v_1 is continuously increasing or the value of v_2 is continuously decreasing (see Figure 2c). Similarly, we can define the movement of P along the staircase $ST_{SW}(Q)$ in the leftward direction.

3 Lower Bound Construction

In this section, we present a lower bound of the online class cover problem for squares.

Theorem 1. *The competitive ratio of every deterministic online algorithm for the class cover problem for squares is at least $\max\{4, \lfloor \log_2 m \rfloor + 1\}$, where $m (\geq 1)$ is the number of red points.*

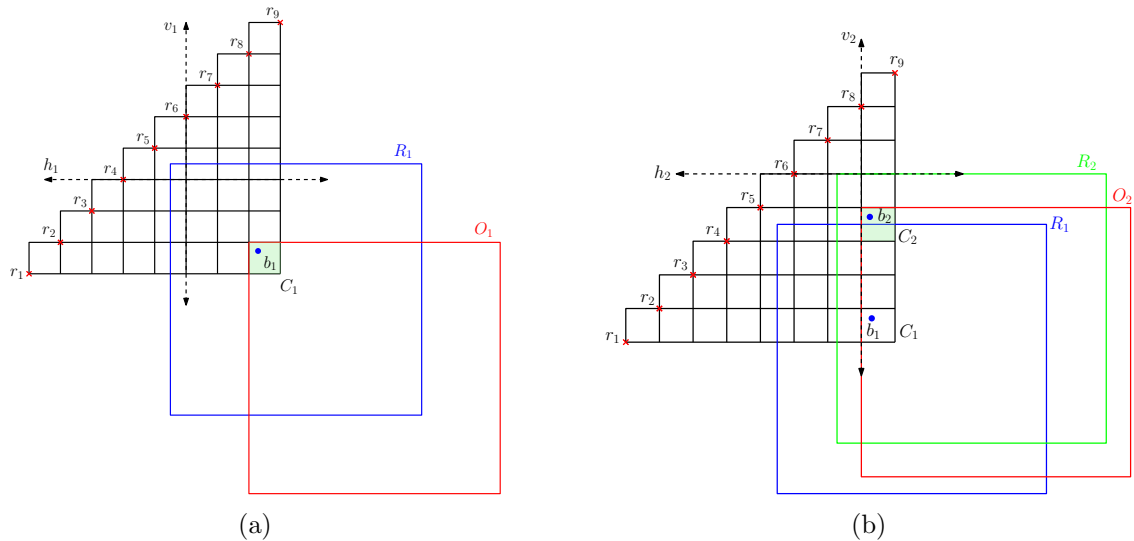


Figure 3: Example of the lower bound of the online class cover problem using axis-parallel unit square where $m = 9$. (a) O_1 is the red-colored square. The algorithm places the square R_1 (blue) to cover b_1 . (b) O_2 is the red-colored square that covers both b_1 and b_2 . The algorithm places the square R_2 (green) to cover b_2 .

Proof. Dumitrescu and Tóth [20] proved that the competitive ratio of every deterministic online algorithm for the set cover problem using axis-parallel unit squares in a plane is at least 4. The same lower bound construction can be done for the class cover problem, where the adversary can completely ignore the set of red points as follows. The adversary will place blue points far enough from the given set of red points so that any square covering a blue point never contains a red point. As a result, the lower bound of [20] applies to the online class cover problem for any value of $m \geq 1$. Next, to prove the theorem, we construct a lower bound $\lfloor \log_2 m \rfloor + 1$ of the problem for $m \geq 3$.

Let $\mathcal{P}_r = \{r_1, r_2, \dots, r_m\}$ be a set of $m (\geq 3)$ red points in a plane lying on the line $x = y$ such that the distance between r_1 and r_m is $\sqrt{2}$, and $r_i(x) < r_{i+1}(x)$ for $i \in [m-1]$. Let $p = \lfloor \log_2 m \rfloor$. To prove the lower bound, we construct an input sequence of $p+1$ many blue points $b_1, b_2, \dots, b_{p+1} \in \mathcal{P}_b$ using an adaptive adversary; for which an offline optimal algorithm needs just one square, whereas any online algorithm needs at least $p+1$ many squares to cover them without containing any red point. See Figure 3 for an example when $m = 9$. For each $i \in [p+1]$, the adversary maintains a set $\mathcal{P}_r^{(i)} \subseteq \mathcal{P}_r$, and places the blue point b_i inside a cell C_i of the grid $\mathcal{G}(\mathcal{P}_r^{(i)})$. Let O_i be a square such that the left

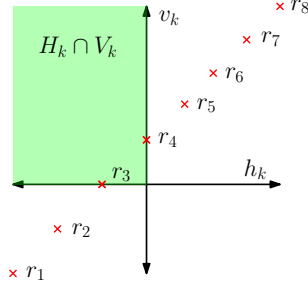


Figure 4: Here, $\mathcal{R}_V = \{r_1, r_2, r_3, r_4\}$ and $\mathcal{R}_H = \{r_3, r_4, r_5, r_6, r_7, r_8\}$. The green shaded region denotes the common region of the two half-planes H_k and V_k . Also, $\mathcal{R}_V \cup \mathcal{R}_H = \mathcal{P}_r^{(k)} = \{r_1, r_2, \dots, r_8\}$.

and top edges of C_i are contained in the left and top edges of O_i , respectively. We set $\mathcal{P}_r^{(0)} = \mathcal{P}_r$ and $O_0 = \emptyset$. For each $i \in [p+1]$, let R_i be a square placed by an online algorithm in i th iteration to cover b_i and $R_0 = \emptyset$. We construct the sequence $\{b_1, b_2, \dots, b_{p+1}\}$ inductively so that the following invariants will always be satisfied for $i = 1, 2, \dots, p+1$.

- (1) $\mathcal{P}_r^{(i)} \subseteq \mathcal{P}_r^{(i-1)}$ and $|\mathcal{P}_r^{(i)}| \geq \frac{m}{2^{i-1}}$.
- (2) Each grid cell of $\mathcal{G}(\mathcal{P}_r^{(i)})$ is cover-free with respect to the set $\{R_0, R_1, \dots, R_{i-1}\}$ of squares.
- (3) The blue point b_i is placed inside the *SE* corner cell, say C_i , of the grid $\mathcal{G}(\mathcal{P}_r^{(i)})$ such that $b_i \notin \bigcup_{j=0}^{i-1} R_j$.
- (4) All blue points b_1, \dots, b_i are covered by the square O_i that contains no red points.

In the first iteration, we consider $\mathcal{P}_r^{(1)} = \mathcal{P}_r$, and it is easy to see that invariant (1) holds. Now, the adversary places the blue point b_1 inside the *SE* corner grid cell, say C_1 , of $\mathcal{G}(\mathcal{P}_r^{(1)})$. Thus invariants (2) and (3) hold. Here, the square O_1 contains b_1 . Therefore, invariant (4) also holds.

Let us assume that all the invariants hold for $i = 1, 2, \dots, k$ (where, $k \leq p$). Now, we will prove that the invariants hold for $i = k+1$. Let a be the *NW* vertex of R_k . If a does not lie on any grid edge, then it lies inside a cell of $\mathcal{G}(\mathcal{P}_r^{(k)})$. Let G_{uv} be that cell. Otherwise, we define u and v as follows: $u = \max\{i \in [m-1] \mid a \in G_{ij}\}$ and $v = \max\{j \in [m-1] \mid a \in G_{ij}\}$. Suppose v_k (respectively, h_k) is the vertical line (respectively, horizontal line) passing through the right edge (respectively, bottom edge) of G_{uv} (see Figure 4). Let V_k (respectively, H_k) be the half-plane lying on the left side (respectively, top side) of the line v_k (respectively, h_k). Now, the adversary considers two subsets \mathcal{R}_V and \mathcal{R}_H of $\mathcal{P}_r^{(k)}$ as follows: $\mathcal{R}_V = \{r_i \in \mathcal{P}_r^{(k)} \mid r_i \text{ lies on the half-plane } V_k\}$, and $\mathcal{R}_H = \{r_i \in \mathcal{P}_r^{(k)} \mid r_i \text{ lies on the half-plane } H_k\}$.

- Let $\mathcal{P}_r^{(k+1)}$ be the set among \mathcal{R}_V and \mathcal{R}_H with the maximum size. Since R_k contains no red points, the *NW* vertex a of R_k must lie in $V_k \cap H_k$, i.e., $a \in V_k \cap H_k$. As a result, we have that for each $r \in \mathcal{P}_r^{(k)}$, either $r \in \mathcal{R}_V$ or $r \in \mathcal{R}_H$. Therefore, $\mathcal{R}_V \cup \mathcal{R}_H = \mathcal{P}_r^{(k)}$ (see Figure 4). Hence, either $|\mathcal{R}_V| \geq \frac{|\mathcal{P}_r^{(k)}|}{2}$ or $|\mathcal{R}_H| \geq \frac{|\mathcal{P}_r^{(k)}|}{2}$. This implies that $|\mathcal{P}_r^{(k+1)}| \geq \frac{|\mathcal{P}_r^{(k)}|}{2} \geq \frac{m}{2^k}$, and invariant (1) holds.
- Since $\mathcal{P}_r^{(k+1)} \subseteq \mathcal{P}_r^{(k)}$ and each grid cell of $\mathcal{G}(\mathcal{P}_r^{(k)})$ is cover-free with respect to the set $\{R_1, R_2, \dots, R_{k-1}\}$, each of the grid cell of $\mathcal{G}(\mathcal{P}_r^{(k+1)})$ is also cover-free with respect to $\{R_1, R_2, \dots, R_{k-1}\}$. Now, from the construction of $\mathcal{P}_r^{(k+1)}$, we can see that if $\mathcal{P}_r^{(k+1)} = \mathcal{R}_V$ (respectively, $\mathcal{P}_r^{(k+1)} = \mathcal{R}_H$), then all the cell G_{iv} for $i \in [u]$ (respectively, G_{uj} for $j \in [v]$) are the only cells of the grid $\mathcal{G}(\mathcal{P}_r^{(k+1)})$ that may have some non-empty intersection with R_k . But each of the cell G_{iv} (respectively, G_{uj}) is cover-free with respect to the set $\{R_k\}$. As a result, each cell of the grid $\mathcal{G}(\mathcal{P}_r^{(k+1)})$ is cover-free with respect to $\{R_k\}$. Therefore, invariant (2) holds.
- Due to invariant (2), a blue point b_{k+1} can be placed inside the *SE* corner cell, say C_{k+1} , of the grid $\mathcal{G}(\mathcal{P}_r^{(k+1)})$ such that $b_{k+1} \notin \bigcup_{j=0}^k R_j$. Therefore, invariant (3) holds.
- Since O_{k+1} covers C_{k+1} , we have, $b_{k+1} \in O_{k+1}$. Observe that if $\mathcal{P}_r^{(k+1)} = \mathcal{R}_V$ (respectively, $\mathcal{P}_r^{(k+1)} = \mathcal{R}_H$), then C_k and C_{k+1} will be in the same row (respectively, column) of the grid

$\mathcal{G}(\mathcal{P}_r^{(k)})$. Also, note that the height and width of the grid $\mathcal{G}(\mathcal{P}_r^{(k)})$ is at most 1. As a result of this, we have, $O_k \cap \mathcal{G}(\mathcal{P}_r) \subseteq O_{k+1} \cap \mathcal{G}(\mathcal{P}_r)$. Thus, O_{k+1} also contains b_1, \dots, b_k . Therefore, invariant (4) holds.

Hence, all the invariants also hold for $i = k + 1$. Therefore, the theorem follows. \square

4 An Online Algorithm

In this section, we present an online algorithm for the class cover problem for the axis-parallel unit squares. If a blue point u , introduced to the algorithm, is already covered by previously selected squares, the algorithm doesn't introduce additional squares in this step. Otherwise, we define at most five squares, called the *candidate squares*, $\mathcal{S}(u) = \{R_1, R_2, R_3, R_4, R_5\}$ for the point u as given in Section 4.3, and our algorithm places each of these candidate squares to cover the point u . Though any of the candidate squares is sufficient to cover u , we need all the candidate squares to derive the bound on the competitive ratio. Before illustrating the set of candidate squares for a blue point u , we demonstrate an important notion of *staircase squares* of u in Section 4.1. Then we illustrate how to construct three candidate squares R_1, R_2 and R_3 from the staircase squares in Section 4.2. Later on, using this tool, we demonstrate how to obtain all five candidate squares in Section 4.3. In Section 4.4, we formally describe our algorithm. Moreover, we characterize the candidate squares in two types, *Type 1* and *Type 2*, depending on whether it is constructed by using the staircase squares or not. We will construct the candidate squares so that R_1, R_2 and R_3 are always Type 1 candidate squares, and R_4 and R_5 are always Type 2 candidate squares.

Let u be a blue point, and $R(u) = \square abcd$ be the square centred at u . Let $R(u)_{NW} = \square apus$, $R(u)_{SW} = \square pbqu$, $R(u)_{SE} = \square uqcr$ and $R(u)_{NE} = \square surd$ be the four sub-squares of $R(u)$ (as defined in Section 2). The construction of the candidate squares solely relies on the following observation.

Observation 1. *Let u be any blue point and P be any square such that $u \in P$. Then, P must contain at least one sub-square of $R(u)$.*

4.1 Staircase Squares

Consider a blue point u and the square $R(u)$ centered at it. Suppose that $R(u)_{SW}$ contains some red points, but $R(u)_{NE}$ is red point free. Now, if $R(u)_{NW} \cap \mathcal{P}_r \neq \emptyset$, let $r_1 \in R(u)_{NW} \cap \mathcal{P}_r$ be a red point nearest to the line segments $\bar{u}s$; otherwise, let $r_1 = a$, the *NW* vertex of $R(u)$. If $R(u)_{SE} \cap \mathcal{P}_r \neq \emptyset$, let $r_2 \in R(u)_{SE} \cap \mathcal{P}_r$ be a red point nearest to the line segments $\bar{u}r$; otherwise, let $r_2 = c$, the *SE* vertex of $R(u)$. Let R' be a square whose left edge and bottom edge pass through the points r_1 and r_2 , respectively (see Figure 5a).

Let $Q' = R(u)_{SW} \cap R'_{SW} \cap \mathcal{P}_r$, and $Q'' = D_{SW}(Q')$, the set of *SW* dominating points of Q' . Now, consider a sequence (q_0, q_1, \dots, q_k) of the elements of Q'' such that $q_i(x) \leq q_{i+1}(x)$ and $q_i(y) \geq q_{i+1}(y)$ for all $i \in \{0\} \cup [k-1]$. Let $\mathcal{Q}(u)_{SW}$ be the sequence $(r_1, q_0, q_1, \dots, q_k, r_2)$, and we call it *the sequence of SW staircase points* of u . With slight abuse of notation, we also use the term $\mathcal{Q}(u)_{SW}$ to denote the set $\{r_1, q_0, q_1, \dots, q_k, r_2\}$. The set $\mathcal{Q}(u)_{SW}$ forms a staircase $ST_{SW}(\mathcal{Q}(u)_{SW})$ (see Figure 5a). Here, the two points r_1 and r_2 are the initial and the terminal point of $ST_{SW}(\mathcal{Q}(u)_{SW})$, respectively.

For each pair of consecutive red points (q_j, q_{j+1}) , where $0 \leq j \leq k-1$, we have a square P_{j+1} such that q_j and q_{j+1} lie on the left and the bottom edge of P_{j+1} , respectively. We also define two squares P_0 and P_{k+1} such that r_1 and q_0 lie on the left edge and bottom edge of P_0 , and q_k and r_2 lie on the left edge and bottom edge of P_{k+1} , respectively.

Observation 2. *For each $j \in \{0\} \cup [k+1]$, the square P_j contains the point u , and the sub-square $P_{j(SW)}$ contains no red point.*

Let us assume that $T = \{P_j \mid P_{j(NE)} \text{ contains no red points for } j \in \{0\} \cup [k+1]\}$. Now, consider a sequence $\mathcal{PS}(u)_{SW} = (P_{j_1}, P_{j_2}, \dots, P_{j_l})$ of the squares of T such that (j_1, j_2, \dots, j_l) is a sub-sequence of the sequence $(0, 1, \dots, k+1)$ (see Figure 5a). We call $\mathcal{PS}(u)_{SW}$ *the sequence of SW staircase squares* of u . With slight abuse of notation, we also use the term $\mathcal{PS}(u)_{SW}$ to denote the set $\{P_{j_1}, P_{j_2}, \dots, P_{j_l}\}$. Also, each square $P_{j_i} \in \mathcal{PS}(u)_{SW}$ will be called a *staircase square* of u . Similarly, we can define $\mathcal{Q}(u)_{NW}, \mathcal{PS}(u)_{NW}$ and so on.

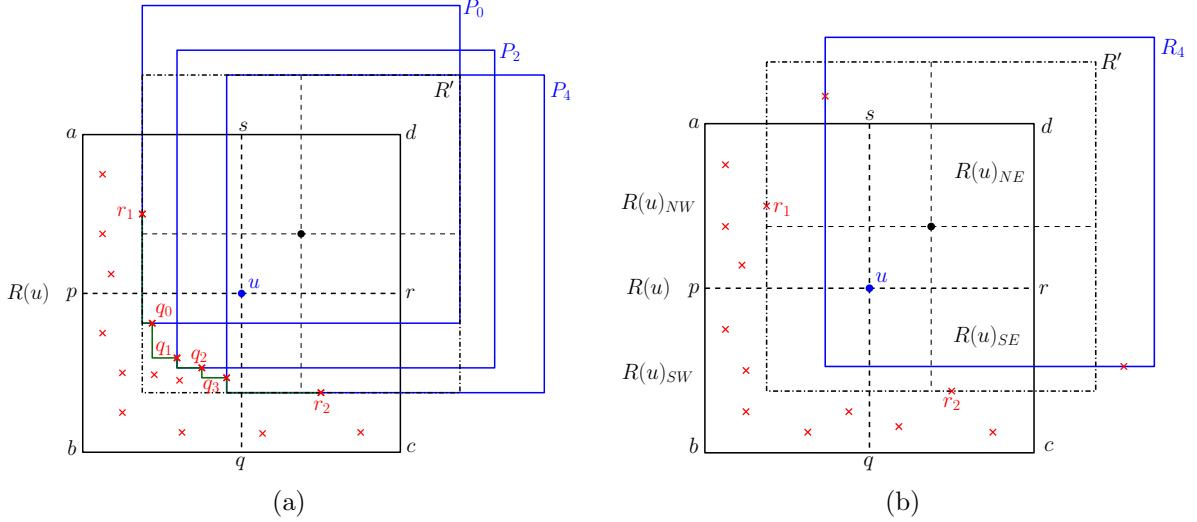


Figure 5: Let $R(u)$ (black) be the square centered at the blue point u . (a) The sequence of SW staircase points $\mathcal{Q}(u)_{SW} = (r_1, q_0, \dots, q_3, r_2)$ forms the staircase $ST_{SW}(\mathcal{Q}(u)_{SW})$ (dark green), and P_0, P_2, P_4 (blue) are some staircase squares of u . Also, $u \in P_0, P_2, P_4$. (b) Case 1.1: R'_{SW} contains no red points. Here, R_4 is a candidate square (blue) of u obtained by moving R' (black/dashed).

4.2 Construction of Type 1 Candidate Squares

In this section, we demonstrate how to obtain Type 1 candidate squares for a blue point u from the sequence of staircase squares of u . W.l.o.g, assume that $R(u)_{SW}$ contains some red points, but $R(u)_{NE}$ is red point free. So, as defined in Section 4.1, consider the sequence of SW staircase points $\mathcal{Q}(u)_{SW} = (r_1, q_0, \dots, q_k, r_2)$ and the sequence of SW staircase squares $\mathcal{PS}(u)_{SW} = (P_1, P_2, \dots, P_l)$ of u .

Algorithm 1 USERNWMOVE(u, H)

Input: A blue point u , and a translated copy H of $R(u)$ such that $H_{SW} \subseteq R(u)$.

Output: A square P .

- 1: **while** ($H_{NW} \cup H_{SE}$) is not red point free and H contains u **do**
 - 2: **if** H_{SE} contains some red points **then**
 - 3: Move H upwards until H_{SE} becomes red point free
 - 4: **end if**
 - 5: **if** H_{NW} contains some red points **then**
 - 6: Move H rightwards until H_{NW} becomes red point free
 - 7: **end if**
 - 8: **end while**
 - 9: **if** H is red point free and $u \in H$ **then**
 - 10: Return $P = H$
 - 11: **else**
 - 12: Return $P = \emptyset$
 - 13: **end if**
-

If $\mathcal{PS}(u)_{SW} = \emptyset$, then we set $R_i = \emptyset$ for each $i \in [3]$. W.l.o.g, assume that $\mathcal{PS}(u)_{SW}$ is non-empty. Let $H_1 = P_1, H_2 = P_{\lfloor \frac{l}{2} \rfloor}$ and $H_3 = P_l$ (they may not be distinct). Note that $H_{i(SW)} \cup H_{i(NE)}$ does not contain any red point. Now, if $H_{i(SE)} \cup H_{i(NW)}$ contains no red point, we set $R_i = H_i$. Otherwise, depending on which sub-squares among $H_{i(SE)}$ and $H_{i(NW)}$ contain red point, we define R_i as follows: (1) If both $H_{i(SE)}$ and $H_{i(NW)}$ contain some red points, we set $R_i = \text{USERNWMOVE}(u, H_i)$ ² as defined in Algorithm 1, and it works as follows. If $H_{i(NW)} \cup H_{i(SE)}$ contains some red points, first, we move

²Here, U and R stand for upwards and rightwards, respectively.

Algorithm 2 STRNWMOVE(u, H)

Input: A blue point u , and a translated copy H of $R(u)$ such that the SW vertex of H lies on the staircase $ST_{SW}(\mathcal{Q}(u)_{SW})$.

Output: A square P .

- 1: **if** H_{NW} contains some red points **then**
 - 2: Move H rightwards along the staircase $ST_{SW}(\mathcal{Q}(u)_{SW})$ until $(H_{NW} \cup H_{NE})$ becomes red point free or does not contain u
 - 3: **end if**
 - 4: **if** H_{SE} contains some red points and $u \in H$ **then**
 - 5: Return $P = \text{USERNWMOVE}(u, H)$
 - 6: Break
 - 7: **else if** H is red point free and $u \in H$ **then**
 - 8: Return $P = H$
 - 9: **else**
 - 10: Return $P = \emptyset$
 - 11: **end if**
-

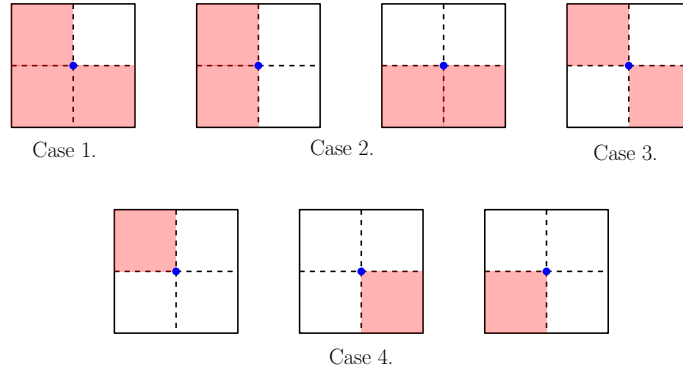


Figure 6: Let $R(u)$ (black) be the square centered at a blue point u . The Red shaded sub-squares of $R(u)$ contain some red points.

H_i upwards until $H_{i(SE)}$ becomes red point free, and then move it rightwards until $H_{i(NW)}$ contains no red point. Repeat the process until H_i becomes red point free or does not contain u . In the former case, we set $R_i = H_i$. In the latter case, we set $R_i = \emptyset$. (2) Now, consider the case when exactly one of $H_{i(NW)}$ and $H_{i(SE)}$ contains some red points. W.l.o.g., assume that only $H_{i(NW)}$ contains some red points. The other case is similar. In this case, we set $R_i = \text{STRNWMOVE}(u, H_i)$ ³ as defined in Algorithm 2, and it works as follows. First, we move H_i rightwards along the staircase $ST_{SW}(\mathcal{Q}(u)_{SW})$ until $H_{i(NW)} \cup H_{i(NE)}$ becomes red point free or does not contain u . After that, if $H_{i(SE)}$ is red point free and $u \in H$, we set $R_i = H_i$, otherwise, if $H_{i(SE)}$ contains some red points and $u \in H$, we set $R_i = \text{USERNWMOVE}(u, H_i)$ as defined in Algorithm 1.

4.3 Construction of All Candidate Squares

In this section, we define all the candidate squares of u based on which sub-squares of $R(u)$ contain red points. If all four sub-squares of $R(u)$ contain red points, then due to Observation 1, there does not exist any feasible solution. As a result, we set $R_i = \emptyset$ for each $i \in [5]$. Hence, without loss of generality, we assume that at least one sub-square of $R(u)$ does not contain any red point, say $R(u)_{NE}$. Now, if the other three sub-squares of $R(u)$ do not contain any red point, we set $R_4 = R(u)$ and $R_1 = R_2 = R_3 = R_5 = \emptyset$. Thus, $\mathcal{S}(u) = \{R(u)\}$. Now, depending on which sub-square of $R(u)$, except $R(u)_{NE}$, contains some red points, we have the following cases. See Figure 6 for illustration.

- **Case 1: All other sub-squares of $R(u)$ contain red points.** See Figure 5b. Let $r_1 \in$

³Here, ST and R stand for staircase and rightwards, respectively.

$R(u)_{NW} \cap \mathcal{P}_r$ and $r_2 \in R(u)_{SE} \cap \mathcal{P}_r$ be two red points nearest to the line segments \overline{us} and \overline{ur} , respectively. Let R' be a square whose left edge and bottom edge pass through the points r_1 and r_2 , respectively. No feasible solution exists if R'_{NE} contains some red points. In this case, we set $R_i = \emptyset$ for each $i \in [5]$. So, without loss of generality, assume that R'_{NE} contains no red points. Depending upon whether R'_{SW} contains some red points or not, we have the following two sub-cases.

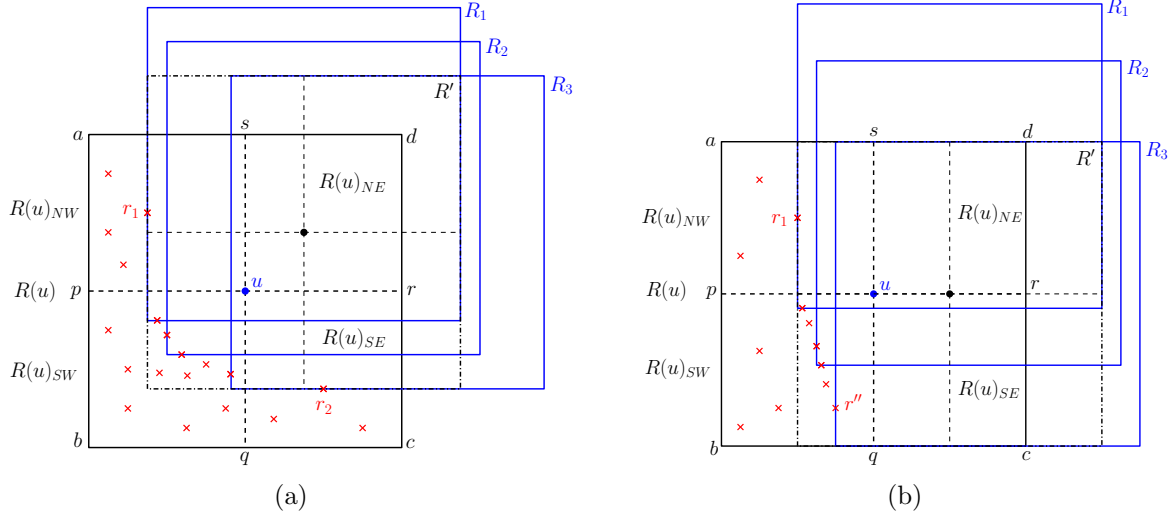


Figure 7: Let $R(u)$ (black) be the square centered at a blue point u . (a) Case 1.2: R'_{SW} contains some red points. Here, R_1 , R_2 and R_3 are the candidate squares (blue) of u constructed by using R' (black/dashed). (b) Case 2: $R(u)_{NW}$ and $R(u)_{SW}$ both contain some red points. Here, R_1 , R_2 and R_3 are the candidate squares (blue) of u constructed by using R' (black/dashed).

Case 1.1: R'_{SW} contains no red point (see Figure 5b). In this case, we set $R_1 = R_2 = R_3 = R_5 = \emptyset$, and $R_4 = \text{USERNWMOVE}(u, R')$ as defined in Algorithm 1.

Case 1.2: R'_{SW} contains some red points (see Figure 7a). In this case, we set $R_4 = R_5 = \emptyset$. Since $R(u)_{SW} \cap \mathcal{P}_r \neq \emptyset$ and $R(u)_{NE} \cap \mathcal{P}_r = \emptyset$, we defined the candidate squares R_1, R_2 and R_3 as defined in Section 4.2.

- **Case 2: $R(u)_{SW}$, and one of $R(u)_{NW}$ and $R(u)_{SE}$ contain red points.** Assume, without loss of generality, $R(u)_{NW}$ contains some red points (see Figure 7b). The other case, i.e., $R(u)_{SE}$ contains some red points, is similar. Here, we set $R_4 = \emptyset$. Let $r'' \in (R(u)_{NW} \cup R(u)_{SW}) \cap \mathcal{P}_r$ be a red point nearest to the line segments \overline{qs} . If $r'' \in R(u)_{SW}$, since $R(u)_{SW} \cap \mathcal{P}_r \neq \emptyset$ and $R(u)_{NE} \cap \mathcal{P}_r = \emptyset$, we define the candidate squares R_1, R_2 and R_3 as defined in Section 4.2. If $r'' \in R(u)_{NW}$, since $R(u)_{NW} \cap \mathcal{P}_r \neq \emptyset$ and $R(u)_{SE} \cap \mathcal{P}_r = \emptyset$, we define the candidate squares R_1, R_2 and R_3 in a similar way as defined in Section 4.2. Next, we define the candidate square R_5 irrespective of whether $r'' \in R(u)_{SW}$ or $r'' \in R(u)_{NW}$ (see Figure 8a). Let H_5 be a horizontal translated copy of $R(u)$ whose left edge passes through the point r'' . Observe that $H_{5(NW)} \cup H_{5(SW)}$ contains no red point. If both $H_{5(NE)}$ and $H_{5(SE)}$ do not contain any red point, we set $R_5 = H_5$, and if both sub-squares contain some red points, we set $R_5 = \emptyset$. Now, consider the case when exactly one of $H_{5(NE)}$ and $H_{5(SE)}$ contains some red points. W.l.o.g., assume that only $H_{5(SE)}$ contains some red points. The other case is similar. In this case, we set $R_5 = \text{USERNWMOVE}(u, H_5)$ as defined in Algorithm 1.
- **Case 3: Both $R(u)_{NW}$ and $R(u)_{SE}$ contain red points.** See Figure 8b. For this case, we set $R_1 = R_2 = R_3 = \emptyset$. Let $r_1 \in R(u)_{NW} \cap \mathcal{P}_r$ and $r_2 \in R(u)_{SE} \cap \mathcal{P}_r$ be two red points nearest to the line segments \overline{us} and \overline{ur} , respectively. Let H_4 be a square whose left and bottom edges pass through the points r_1 and r_2 , respectively. Observe that $H_{4(SW)}$ contains no red point. If $H_{4(NE)}$ contains some red points, we set $R_4 = \emptyset$. Otherwise, $H_{4(SE)} \cup H_{4(NW)}$ may contain some red points. Then, we set $R_4 = \text{USERNWMOVE}(u, H_4)$ as defined in Algorithm 1.

Next, we define the candidate square R_5 . Let $r_3 \in R(u)_{NW} \cap \mathcal{P}_r$ and $r_4 \in R(u)_{SE} \cap \mathcal{P}_r$ be two red points nearest to the line segments \overline{up} and \overline{uq} , respectively (see Figure 8b). Let H_5 be a

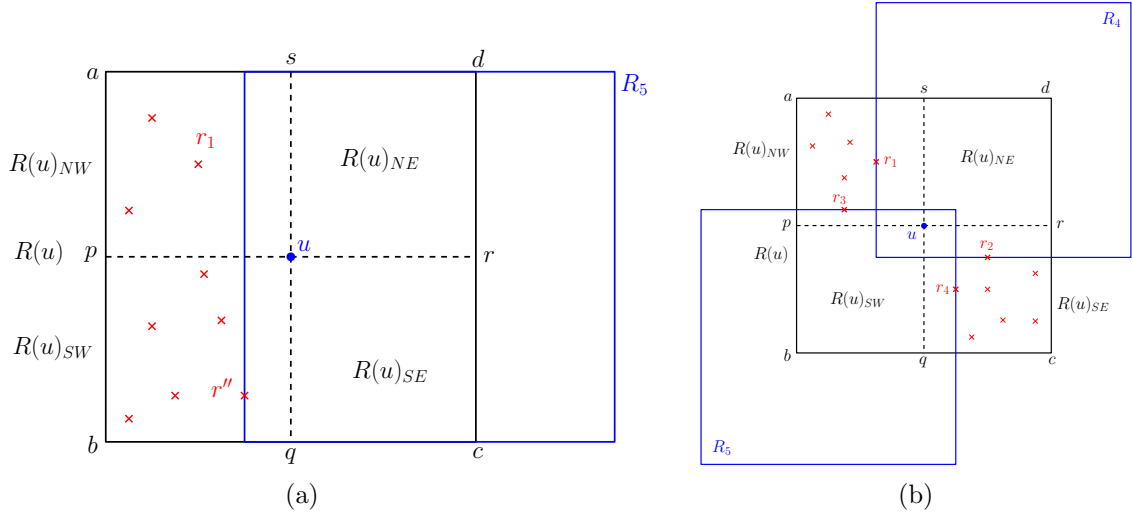


Figure 8: Let $R(u)$ (black) be the square centered at a blue point u . (a) Case 2: $R(u)_{NW}$ and $R(u)_{SW}$ both contain some red points. Here, R_5 is a candidate square (blue) of u . (b) Case 3: $R(u)_{NW}$ and $R(u)_{SE}$ both contain some red points. Here, R_4 and R_5 are the two candidate squares (blue) of u .

square whose top and right edges pass through the points r_3 and r_4 , respectively. Observed that $H_{5(NE)}$ contains no red points. If $H_{5(SW)}$ contains some red points, we set $R_5 = \emptyset$. Otherwise, $H_{5(SE)} \cup H_{5(NW)}$ may contain some red points. Then, we set $R_5 = \text{DNWLSEMOVE}(u, H_5)^4$, where DNWLSEMOVE is similar to USERNWMOVE , move the square downwards and leftwards instead of rightwards and upwards, respectively.

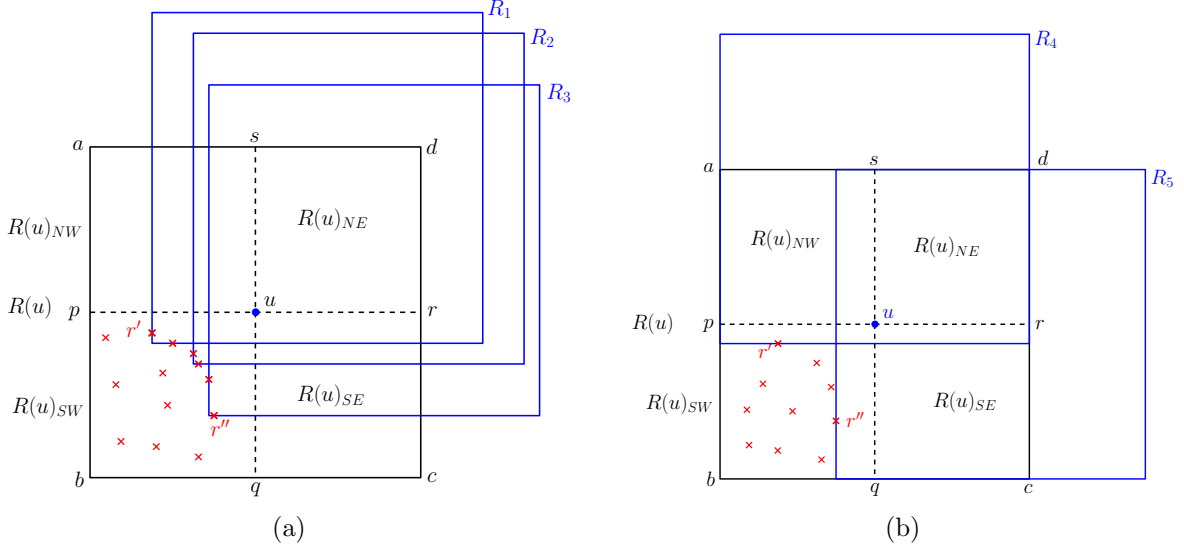


Figure 9: Let $R(u)$ (black) be the square centered at a blue point u . Case 4: $R(u)_{SW}$ contains some red points. (a) R_1 , R_2 and R_3 are the candidate squares (blue) of u constructed by using $R' = R(u)$. (b) R_4 and R_5 are the two candidate squares (blue) of u .

- **Case 4: One of $R(u)_{NW}$, $R(u)_{SW}$ and $R(u)_{SE}$ contains red points.** Assume, without loss of generality, $R(u)_{SW}$ contains some red points (see Figure 9a). The other cases, i.e., $R(u)_{NW}$ or $R(u)_{SE}$ contains some red points, are similar. Let $r', r'' \in R(u)_{SW} \cap \mathcal{P}_r$ be two red points nearest to the line segments \overline{up} and \overline{uq} , respectively. If $r' = r''$, we set the candidate squares R_1 , R_2 and R_3 to be \emptyset . Otherwise, since $R(u)_{SW} \cap \mathcal{P}_r \neq \emptyset$ and $R(u)_{NE} \cap \mathcal{P}_r = \emptyset$, we obtain the candidate

⁴Here, D and L stand for downwards and leftwards, respectively.

squares R_1, R_2 and R_3 as defined in Section 4.2. Next, we define R_4 and R_5 irrespective of whether $r' = r''$ or not (see Figure 9b). Let H_4 and H_5 be two vertical and horizontal translated copies of $R(u)$ such that the bottom edge of H_4 passes through r' and the left edge of H_5 passes through r'' . Observe that $H_{5(NW)} \cup H_{5(SW)}$ contains no red point. If both $H_{5(NE)}$ and $H_{5(SE)}$ do not contain any red point, we set $R_5 = H_5$; if both of them contain some red points, we set $R_5 = \emptyset$. Now, consider the case when exactly one of $H_{5(NE)}$ and $H_{5(SE)}$ contains some red points. W.l.o.g., assume that only $H_{5(SE)}$ contains some red points. The other case is similar. In this case, we set $R_5 = \text{USERNWMOVE}(u, H_5)$ as defined in Algorithm 1. Similarly, we define the candidate square R_4 , which will be constructed using H_4 .

From the above description, we have that $0 \leq |\mathcal{S}(u)| \leq 5$ for any blue point u , and each (non-empty) candidate square of u always contains u but no red points. Later, we will show that if a blue point u can be covered by a square in the optimum, at least one candidate square exists, i.e., $\mathcal{S}(u) \neq \emptyset$.

4.4 Algorithm Description

The algorithm always maintains a set \mathcal{S}_i of \mathcal{P}_r -empty squares to cover all the blue points $\{u_1, u_2, \dots, u_i\}$ that have been part of the input so far. Note that, initially, $\mathcal{S}_0 = \emptyset$. The description of the algorithm is given in Algorithm 3.

Algorithm 3 An online algorithm for the class cover problem

```

1:  $\mathcal{S}_0 \leftarrow \emptyset$ 
2: for  $i = 1$  to  $\infty$  do                                      $\triangleright$  arrival of a blue point  $u_i$ 
3:   if  $u_i$  is not covered by  $\mathcal{S}_{i-1}$  then
4:      $\mathcal{S}_i \leftarrow \mathcal{S}_{i-1} \cup \mathcal{S}(u_i)$                   $\triangleright \mathcal{S}(u_i)$  is the set of candidate squares of  $u_i$ 
5:   else
6:      $\mathcal{S}_i \leftarrow \mathcal{S}_{i-1}$ 
7:   end if
8: end for

```

5 Analysis of the Online Algorithm

In this section, we analyse the performance of our algorithm, i.e., Algorithm 3. First, in Section 5.1, we give the correctness of the algorithm. We mention some important structural properties of candidate squares in Section 5.1. Using these properties, in Section 5.2, we give a simpler analysis to show that the competitive ratio of our algorithm is at most $\max\{6, 20 \log_2(m)\}$ for $m \geq 1$. Finally, in Section 5.3, for $m \geq 2$, we give a tighter analysis to show that the competitive ratio is at most $10 + 10 \log_2(m)$.

5.1 Correctness of the Algorithm

Let $\text{OPT}(\mathcal{I})$ be an optimal solution of the class cover problem given by an offline algorithm for an input sequence \mathcal{I} of blue points. Let $\mathcal{O} = \square_{o_1 o_2 o_3 o_4}$ be a square in $\text{OPT}(\mathcal{I})$ centered at o . Let o_5, o_6, o_7 and o_8 are the midpoints of the edges $o_1 o_2, o_2 o_3, o_3 o_4$ and $o_4 o_1$ of \mathcal{O} , respectively. Let u be an input blue point lying inside \mathcal{O} . Without loss of generality, assume that $u \in \mathcal{O}_{SW}$. First, consider the following lemma.

Lemma 1. *Let u be an input blue point in \mathcal{O}_{SW} . Also, let H be a square that contains $\mathcal{O} \cap R(u)$, and the set $R(u) \cap H$ contains no red point. Now, if $P = \text{USERNWMOVE}(u, H)$, then $P \neq \emptyset$, and the square P contains \mathcal{O}_{SW} .*

Proof. First, observe that H_{NE} contains no red points as $H_{NE} \subseteq \mathcal{O}$ (see Figure 10a). So, only $H_{NW} \cup H_{SE}$ may contain some red points. Now, as the left edge of H lies to the left side of the left edge of \mathcal{O} and the square \mathcal{O} is red point free, we have that H will be moved rightwards until H_{NW} becomes red point free or the left edge of H touches the left edge of \mathcal{O} . Similarly, since the bottom edge of H lies below the bottom edge of \mathcal{O} and the square \mathcal{O} is red point free, we have that H will be moved upwards until H_{SE} becomes red point free or the bottom edge of H touches the bottom edge of \mathcal{O} . Also, observe that during the movement of H , the sub-squares H_{NE} and H_{SW} never contain a red point. Therefore,

during the movement of H , we are guaranteed to find a square that contains u but no red points, and we set such a square as an output square P . Hence, $P \neq \emptyset$. Note that during the movement of H , the left edge of H always lies to the left side of the left edge of \mathcal{O} , and the bottom edge of H always lies below the bottom edge of \mathcal{O} . Therefore, H always contains \mathcal{O}_{SW} , and thus, P also contains \mathcal{O}_{SW} . \square

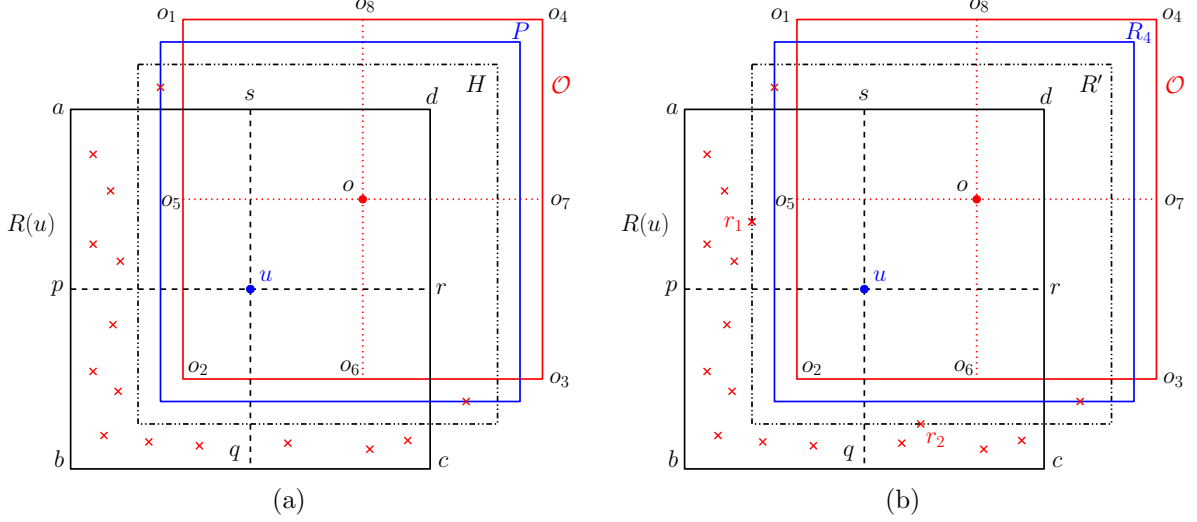


Figure 10: Let \mathcal{O} (red) be an optimum square containing a blue point u . Also, let $R(u)$ (black) be the square centered at the blue point u . (a) H is a square such that $\mathcal{O} \cap R(u) \subseteq H$, and P (blue) is the square such that $P = \text{USERNWMOVE}(u, H)$ and it contains \mathcal{O}_{SW} . (b) Case 1.1: $R'_{SW}(u)$ contains no red points. Then, R_4 (blue) is a Type 2 candidate square of u that contains \mathcal{O}_{SW} .

Now, using Lemma 1, we prove the following lemma that will be needed in the subsequent sections.

Lemma 2. *Let u be an input blue point in \mathcal{O}_{SW} . Then, one of the following properties holds.*

P1. *At least one non-empty Type 2 candidate square of u exists and it contains \mathcal{O}_{SW} .*

or,

P2. *$\mathcal{Q}(u)_{SW} \cap R(u)_{SW} \neq \emptyset$.*

Proof. First, note that, as $R(u)$ and \mathcal{O} are translated copies of each other, and $u \in \mathcal{O}_{SW}$, the square $R(u)$ contains \mathcal{O}_{SW} . Now, if $R(u) \cap \mathcal{P}_r = \emptyset$, then according to Section 4.3, we have $\mathcal{S}(u) = \{R(u)\}$. In this case, property P1 holds. So, w.l.o.g., assume that at least one sub-squares of $R(u)$ contains some red points. But, observe that, as $R(u)_{NE}$ is contained in \mathcal{O} , the sub-square $R(u)_{NE}$ contains no red point. Now, we have the following cases depending on which sub-squares of $R(u)$, except $R(u)_{NE}$, contain some red points. See Figure 11 for illustration.

- **Case 1: Only $R(u)_{NE}$ contains no red points.** Let $r_1 \in R(u)_{NW} \cap \mathcal{P}_r$ and $r_2 \in R(u)_{SE} \cap \mathcal{P}_r$ be two red points nearest to the line segments \overline{us} and \overline{ur} , respectively (see Figure 10b). As defined in Section 4.3 (Case 1), consider the square R' whose left edge and bottom edge pass through the points r_1 and r_2 , respectively.

Claim 1. *$\mathcal{O} \cap R(u) \subseteq R'$, and R' contains \mathcal{O}_{SW} .*

Proof. Observe that the left edge of R' lies between the left edge of $R(u)$ and the left edge of \mathcal{O} . Similarly, the bottom edge of R' lies between the bottom edge of $R(u)$ and the bottom edge of \mathcal{O} . Due to this, R' , a translated copy of both $R(u)$ and \mathcal{O} , contains $R(u) \cap \mathcal{O}$. Now, since $R(u)$ contains \mathcal{O}_{SW} and $\mathcal{O} \cap R(u) \subseteq R'$, we have that R' contains \mathcal{O}_{SW} . \square

Due to the above claim, R'_{NE} contains no red point. Now, depending on whether R'_{SW} contains some red points or not, we have the following two sub-cases.

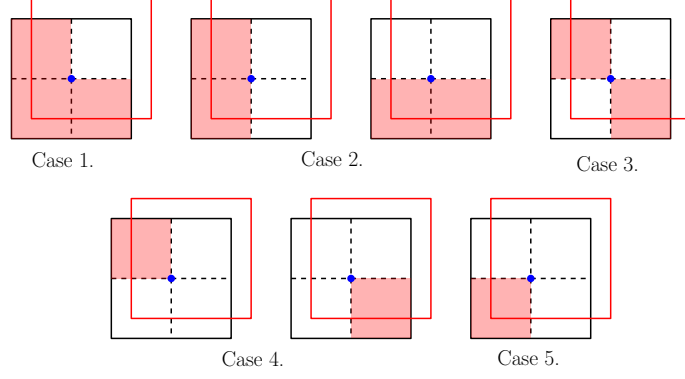


Figure 11: Let \mathcal{O} (red) be an optimum square containing a blue point u . Also, let $R(u)$ (black) be the square centered at the blue point u . The Red shaded sub-squares of $R(u)$ contain some red points.

Case 1.1: R'_{SW} contains no red point (see Figure 10b). So, only $R'_{NW} \cup R'_{SE}$ may contain some red points. In that case (see Section 4.3 (Case 1.1)), we set $R_4 = \text{USERNWMOVE}(u, R')$. Note that because of the definition of R' , the set $R(u) \cap R'$ contains no red point. Thus, due to Lemma 1, we have that the candidate square $R_4 \neq \emptyset$, and R_4 contains O_{SW} . So, in this case, property P1 holds.

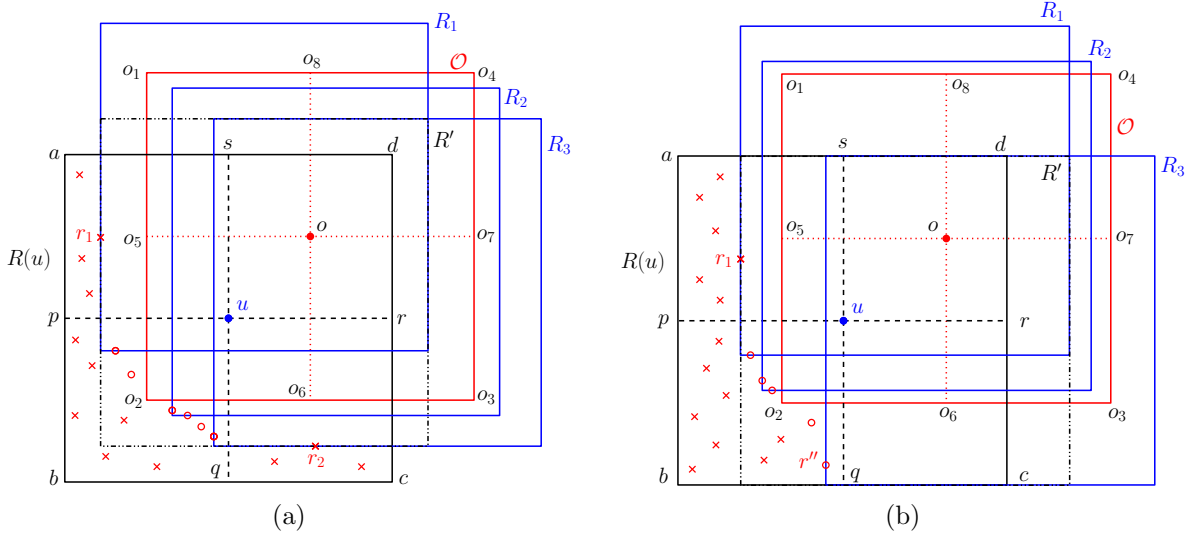


Figure 12: Let \mathcal{O} (red) be an optimum square containing a blue point u . Also, let $R(u)$ (black) be the square centered at the blue point u . (a) Case 1.2: R'_{SW} contains some red points. Here, $\mathcal{Q}(u)_{SW} \cap R(u)_{SW}$ (red/circle) is non-empty. Then, R_1, R_2 and R_3 (blue) are the candidate squares of u that contains $\mathcal{O}_{NW} \cup \mathcal{O}_{SE}$, constructed by using R' (black/dashed). (b) Case 2.1: $R(u)_{NW}$ and $R(u)_{SW}$ contain some red points such that r'' does not lie on the left side of the left edge of \mathcal{O} . Here, $\mathcal{Q}(u)_{SW} \cap R(u)_{SW}$ (red/circle) is non-empty. Then, R_1, R_2 and R_3 (blue) are the candidate squares of u that contains $\mathcal{O}_{NW} \cup \mathcal{O}_{SE}$, constructed by using R' (black/dashed).

Case 1.2: R'_{SW} contains some red points (see Figure 12a). In this case, we define the Type 1 candidate squares of u (see Section 4.3 (Case 1.2)). Since $R(u)_{SW} \cap \mathcal{P}_r \neq \emptyset$ and $R(u)_{NE} \cap \mathcal{P}_r = \emptyset$, as defined in Section 4.1, consider the sequence of SW staircase points $\mathcal{Q}(u)_{SW}$ of u constructed by using the points in $R(u)_{SW} \cap R'_{SW} \cap \mathcal{P}_r$. Because of the definitions of the two points r_1, r_2 and the square R' , observe that the red points in R'_{SW} must belong to $R(u)_{SW}$. Therefore, $R(u)_{SW} \cap R'_{SW} \cap \mathcal{P}_r \neq \emptyset$. As a result, $\mathcal{Q}(u)_{SW} \cap R(u)_{SW} \neq \emptyset$. Thus, property P2 holds.

- **Case 2:** $R(u)_{SW}$ contains some red points, and one of $R(u)_{NW}$ and $R(u)_{SE}$ contains no red point. W.l.o.g., assume that $R(u)_{SE}$ contains no red points; the other case is similar. Let

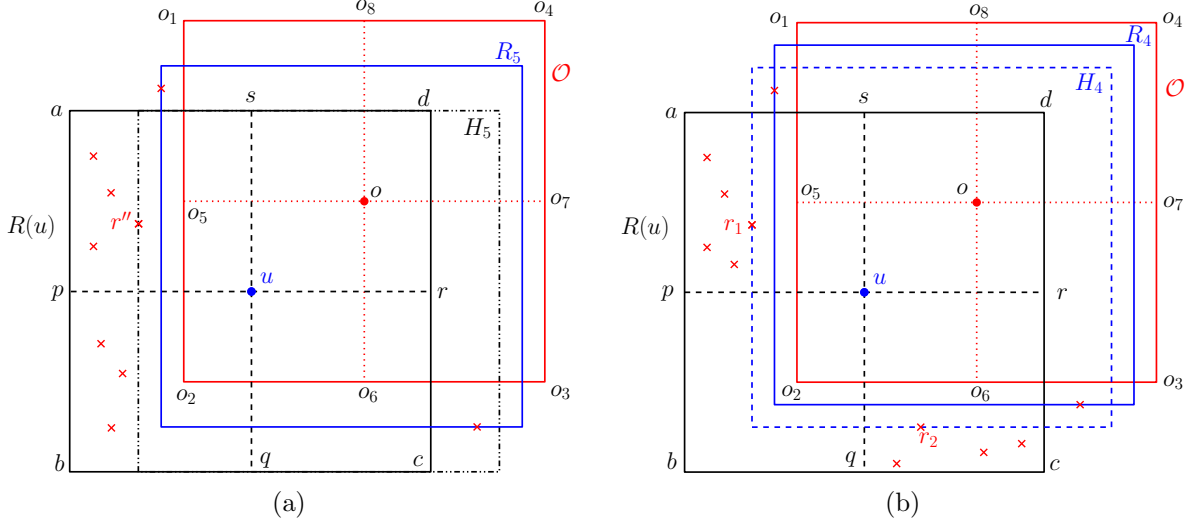


Figure 13: Let \mathcal{O} (red) be an optimum square containing a blue point u . Also, let $R(u)$ (black) be the square centered at the blue point u . (a) Case 2.2: $R(u)_{NW}$ and $R(u)_{SW}$ contain some red points such that r'' lies on the left side of the left edge of \mathcal{O} . Then, R_5 (blue) is a candidate square of u that contains \mathcal{O}_{SW} , obtained by moving the square H_5 (black/dashed). (b) Case 3: $R_{NW}(u)$ and $R_{SE}(u)$ both contain some red points. Then, R_4 (blue) is a candidate square of u that contains \mathcal{O}_{SW} , obtained by moving the square H_4 (blue/dashed).

$r'' \in (R(u)_{NW} \cup R(u)_{SW}) \cap \mathcal{P}_r$ be a red point nearest to the line segments \overline{qs} (see Figure 12b). Now, depending on the position of r'' , we have the following two sub-cases.

Case 2.1: The red point r'' lies on the right side of the left edge of \mathcal{O} (see Figure 12b). Hence, $r'' \in R(u)_{SW} \cap \mathcal{P}_r$. In this case, we define the Type 1 candidate squares of u (see Section 4.3 (Case 2)). Since $R(u)_{SW} \cap \mathcal{P}_r \neq \emptyset$ and $R(u)_{NE} \cap \mathcal{P}_r = \emptyset$, as defined in Section 4.1, consider the sequence of *SW* staircase points $\mathcal{Q}(u)_{SW}$ of u constructed by using the points in $R(u)_{SW} \cap R'_{SW} \cap \mathcal{P}_r$. Recall that R' is a square whose left edge and bottom edge pass through the points r_1 and r_2 , respectively, where $r_1 \in R(u)_{NW} \cap \mathcal{P}_r$ be a red point nearest to the line segments \overline{us} and $r_2 = c$, the *SE* vertex of $R(u)$ (as $R(u)_{SE}$ contains no red point). Observe that R' is a horizontal translated copy of $R(u)$ whose left edge passes through the point r_1 .

Claim 2. $\mathcal{O} \cap R(u) \subseteq R'$, and R' contains \mathcal{O}_{SW} .

Proof. Observe that the left edge of R' lies between the left edge of $R(u)$ and the left edge of \mathcal{O} . As a result, we have that R' , a horizontal translated copy of both $R(u)$ and \mathcal{O} , contains $R(u) \cap \mathcal{O}$. Since $R(u)$ contains \mathcal{O}_{SW} and $\mathcal{O} \cap R(u) \subseteq R'$, we have that R' contains \mathcal{O}_{SW} . \square

Due to Claim 2, R'_{NE} does not contain any red point. But $r'' \in R'_{SW}$, i.e., R'_{SW} contains some red points. Therefore, $R(u)_{SW} \cap R'_{SW} \cap \mathcal{P}_r \neq \emptyset$. As a result, $\mathcal{Q}(u)_{SW} \cap R(u)_{SW} \neq \emptyset$. So, property P2 holds.

Case 2.2: The red point r'' lies on the left side of the left edge of \mathcal{O} (see Figure 13a), then as defined in Section 4.3 (Case 2), we consider a square H_5 , a horizontal translated copy of $R(u)$, whose left edge passes through the point r'' . In a similar way as in Claim 2, we can show that $\mathcal{O} \cap R(u) \subseteq H_5$, and H_5 contains \mathcal{O}_{SW} . Due to this, $H_{5(NE)}$ contains no red point. Observe that only $H_{5(SE)}$ may contain some red points. In that case, we evoke `USERNWMOVE`(u, H_5). Note that because of the definition of H_5 , the set $R(u) \cap H_5$ contains no red point. Thus, due to Lemma 1, we have that the candidate square $R_5 \neq \emptyset$, and R_5 contains \mathcal{O}_{SW} . Hence, property P1 holds.

- **Case 3:** $R(u)_{SW}$ contains no red points, but both $R(u)_{NW}$ and $R(u)_{SE}$ contain some red points. Let $r_1 \in R(u)_{NW} \cap \mathcal{P}_r$ and $r_2 \in R(u)_{SE} \cap \mathcal{P}_r$ be two red points nearest to the line segments \overline{us} and \overline{ur} , respectively (see Figure 13b). Then, as defined in Section 4.3 (Case 3), we consider the square H_4 whose left and bottom edges pass through the points r_1 and r_2 , respectively. In a

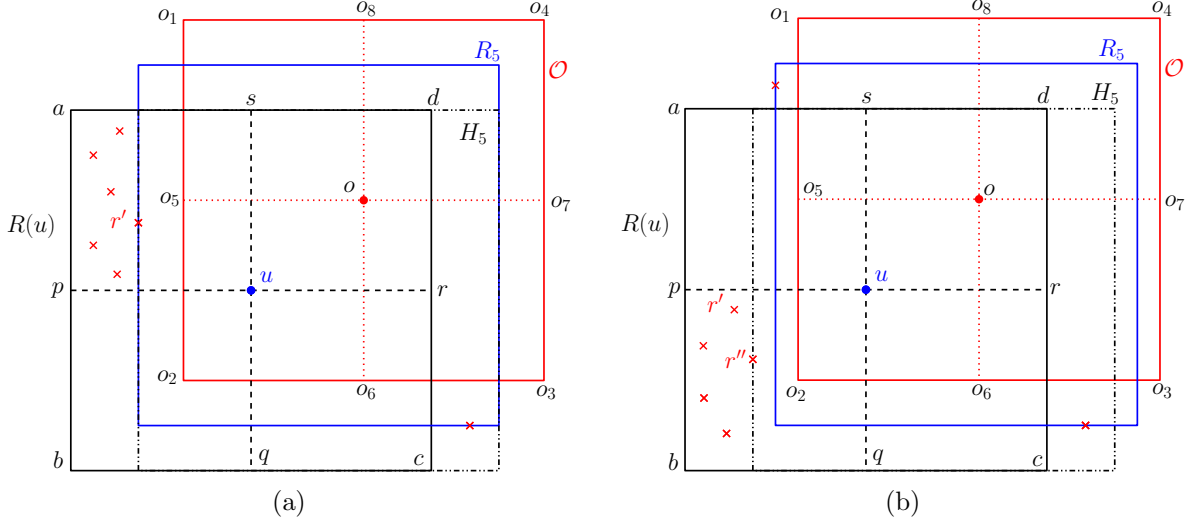


Figure 14: Let \mathcal{O} (red) be an optimum square containing a blue point u . Also, let $R(u)$ (black) be the square centered at the blue point u . (a) Case 4: Only $R_{NW}(u)$ contains some red points. Then, R_5 (blue) is a candidate square of u that contains \mathcal{O}_{SW} , obtained by moving the square H_5 (black/dashed). (b) Case 5.1: Only $R_{SW}(u)$ contains some red points, and both r', r'' lie on the left side of a_1a_2 . Then, R_5 (blue) is a candidate square of u that contains \mathcal{O}_{SW} , obtained by moving the square H_5 (black/dashed).

similar way as in Claim 1, we can show that $\mathcal{O} \cap R(u) \subseteq H_4$, and H_4 contains \mathcal{O}_{SW} . Due to this, $H_{4(NE)}$ contains no red point. Note that only $H_{4(NW)} \cup H_{4(SE)}$ may contain some red points. If $H_{4(NW)} \cup H_{4(SE)}$ contains some red points, we evoke $\text{USERNWMOVE}(u, H_4)$. Notice that because of the definition of H_4 , the set $R(u) \cap H_4$ contains no red point. Thus, due to Lemma 1, we have that the candidate square $R_4 \neq \emptyset$, and R_4 contains \mathcal{O}_{SW} . Hence, property P1 holds.

- **Case 4: $R(u)_{SW}$ contains no red points, and one of $R(u)_{NW}$ and $R(u)_{SE}$ contains some red points.** W.l.o.g., assume that $R(u)_{NW}$ contains some red points; the other case is similar. Let $r' \in R(u)_{NW} \cap \mathcal{P}_r$ be a red point nearest to the line segments \overline{us} (see Figure 14a). Then, as defined in Section 4.3 (Case 4), we consider the square H_5 , a horizontal translated copy of $R(u)$, whose left edge passes through r' . In a similar way as in Claim 2, we can show that $\mathcal{O} \cap R(u) \subseteq H_5$, and H_5 contains \mathcal{O}_{SW} . Due to this, $H_{5(NE)}$ contains no red point. Note that only $H_{5(SE)}$ may contain some red points. If $H_{5(SE)}$ contains some red points, we evoke $\text{USERNWMOVE}(u, H_5)$. Notice that because of the definition of H_5 , the set $R(u) \cap H_5$ contains no red point. Thus, due to Lemma 1, we have that the candidate square $R_5 \neq \emptyset$, and R_5 contains \mathcal{O}_{SW} . Hence, property P1 holds.
- **Case 5: Only $R(u)_{SW}$ contains some red points.** Let $r', r'' \in R(u)_{SW} \cap \mathcal{P}_r$ be two red points nearest to the line segments \overline{up} and \overline{uq} , respectively (see Figure 14b). Now, depending on the position of r' and r'' , we have the following three sub-cases.

Case 5.1: The red points r' and r'' both lie on the left side of the left edge of \mathcal{O} (see Figure 14b). We consider the square H_5 , a horizontal translated copy of $R(u)$, whose left edge passes through the point r'' (see Section 4.3 (Case 4)). In a similar way as in Claim 2, we can show that $\mathcal{O} \cap R(u) \subseteq H_5$, and H_5 contains \mathcal{O}_{SW} . Due to this, $H_{5(NE)}$ contains no red point. Note that only $H_{5(SE)}$ may contain some red points. In that case, we evoke $\text{USERNWMOVE}(u, H_5)$. Notice that because of the definition of H_5 , the set $R(u) \cap H_5$ contains no red point. Thus, due to Lemma 1, we have that the candidate square $R_5 \neq \emptyset$, and R_5 contains \mathcal{O}_{SW} . Hence, property P1 holds.

Case 5.2: The red points r' and r'' both lie below the bottom edge of \mathcal{O} . In this case, in a similar way as in the above Case 5.1, we can prove the existence of the candidate square R_4 , and the fact that R_4 contains \mathcal{O}_{SW} . Hence, property P1 also holds.

Case 5.3: The red points r' and r'' are distinct such that exactly one of r' and r'' lies to the left side of the left edge of \mathcal{O} and other one lies below the bottom edge of \mathcal{O} (see Figure 15a). In this case, we define the Type 1 candidate squares of u (see Section 4.3 (Case 4)). Since $R(u)_{SW} \cap \mathcal{P}_r \neq \emptyset$

and $R(u)_{NE} \cap \mathcal{P}_r = \emptyset$, as defined in Section 4.1, consider the sequence of SW staircase points $\mathcal{Q}(u)_{SW}$ of u constructed by using the points in $R(u)_{SW} \cap R'_{SW} \cap \mathcal{P}_r$. Recall that R' is a square whose left edge and bottom edge pass through the points r_1 and r_2 , respectively, where $r_1 = a$, the NW vertex of $R(u)$ and $r_2 = c$, the SE vertex of $R(u)$ (as both sub-squares $R(u)_{NW}$ and $R(u)_{SE}$ contain no red point). Observe that $R' = R(u)$. Therefore, R'_{SW} contains some red points. As a result, $\mathcal{Q}(u)_{SW} \cap R(u)_{SW} \neq \emptyset$. So, property P2 holds.

So the lemma follows. \square

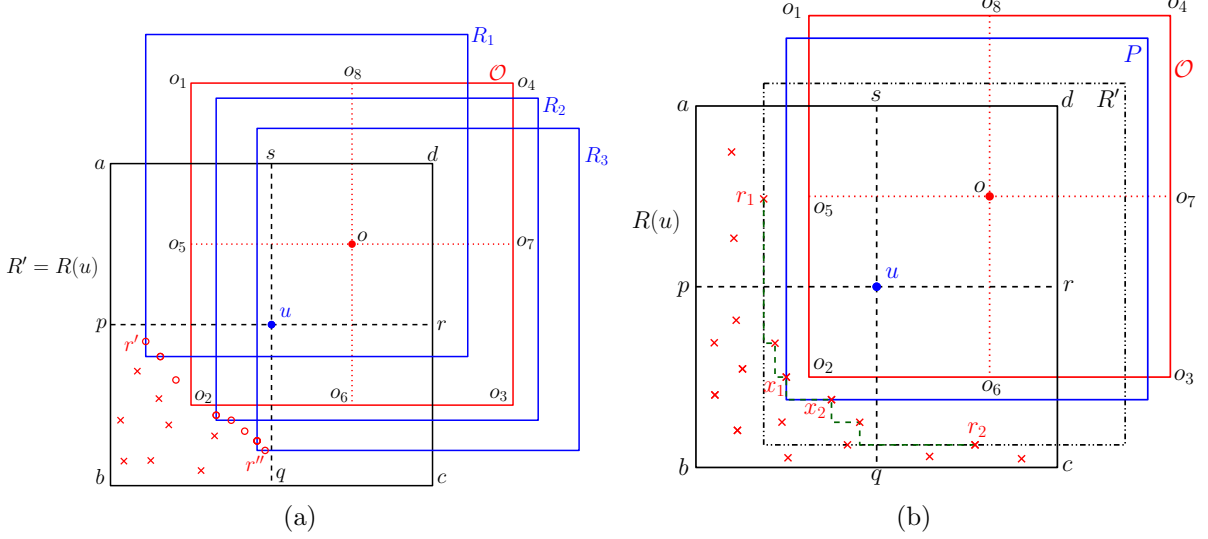


Figure 15: Let \mathcal{O} (red) be an optimum square containing a blue point u . Also, let $R(u)$ (black) be the square centered at the blue point u . (a) Case 5.3: Only $R_{SW}(u)$ contains some red points, and the points r' and r'' are distinct such that exactly one of r' and r'' lies to the left side of the left edge of \mathcal{O} and other one lies below the bottom edge of \mathcal{O} . Here, $\mathcal{Q}(u)_{SW} \cap R(u)_{SW}$ (red/circle) is non-empty. Then, R_1, R_2 and R_3 (blue) are the candidate squares of u that contains $\mathcal{O}_{NW} \cup \mathcal{O}_{SE}$, constructed by using R' . (b) The staircase square P (blue) in $\mathcal{PS}(u)_{SW}$ contains \mathcal{O}_{SW} .

Now, we prove some important properties of the Type 1 candidate square that will be needed to confirm the correctness of our algorithm as well as to obtain the desired competitive ratio of the algorithm.

Lemma 3. *Let u be an input blue point in \mathcal{O}_{SW} such that $\mathcal{Q}(u)_{SW} \cap R(u)_{SW} \neq \emptyset$. Then, the set $\mathcal{PS}(u)_{SW}$ is non-empty, and there exists a square $P \in \mathcal{PS}(u)_{SW}$ that contains \mathcal{O}_{SW} .*

Proof. Note that, as u lies in \mathcal{O}_{SW} , the sub-square $R(u)_{NE}$ does not contain any red point. Also, since $\mathcal{Q}(u)_{SW} \cap R(u)_{SW} \neq \emptyset$, we have that the square $R(u)_{SW}$ contains some red points. So, as defined in Section 4.1, consider the sequence of SW staircase points $\mathcal{Q}(u)_{SW} = (r_1, q_0, q_1, \dots, q_k, r_2)$, where r_1 and r_2 are the initial and the terminal point of the staircase $ST_{SW}(\mathcal{Q}(u)_{SW})$, respectively, and for each $i \in \{0\} \cup [k]$, the point $q_i \in R(u)_{SW} \cap \mathcal{P}_r$. Recall that $r_1 \in R(u)_{NW}$ and $r_2 \in R(u)_{SE}$.

See Figure 15b. Since $r_1 \in R(u)_{NW}$ lies on the left side of the left edge of \mathcal{O} , and the point $r_2 \in R(u)_{SE}$ lies below the bottom edge of \mathcal{O} , and all the points q_0, q_1, \dots, q_k lie in $R(u)_{SW}$, we have two consecutive points, say x_1 and x_2 , among $r_1, q_0, \dots, q_k, r_2$ such that x_1 lies on the left side of the left edge of \mathcal{O} , and x_2 lies below the bottom edge of \mathcal{O} . So, consider the square P whose left edge contains x_1 and the bottom edge contains x_2 . Since P_{NE} lies inside \mathcal{O} , it contains no red point. As a result, $P \in \mathcal{PS}(u)_{SW}$ and $\mathcal{PS}(u)_{SW} \neq \emptyset$. Also, note that P contains \mathcal{O}_{SW} . Hence, the lemma follows. \square

Lemma 4. *Let u be an input blue point in \mathcal{O}_{SW} such that $\mathcal{Q}(u)_{SW} \cap R(u)_{SW} \neq \emptyset$. Also, let $\mathcal{PS}(u)_{SW} = (P_1, P_2, \dots, P_l)$ be the sequence of SW staircase squares of u (as defined in Section 4.1). Then, there exists some $i \in [l]$ such that we have the following.*

- (i) Each of the staircase squares P_1, \dots, P_{i-1} contains either \mathcal{O}_{NW} or \mathcal{O}_{SW} .

(ii) Each of the staircase squares P_{i+1}, \dots, P_l contains either \mathcal{O}_{SW} or \mathcal{O}_{SE} .

Proof. Due to Lemma 3, we have that $\mathcal{PS}(u)_{SW} \neq \emptyset$, and there exists a square $P \in \mathcal{PS}(u)_{SW}$ that contains \mathcal{O}_{SW} . Assume that $P_i = P$ for some $i \in [l]$.

(i) Let j be an index in $\{1, \dots, i-1\}$. Note that the SW vertex of P_j lies in $R(u)_{SW}$ (see Figure 16a). As a result, the left edge of P_j lies to the right side of the left edge of $R(u)$. Again, since P_i contains \mathcal{O}_{SW} , the left edge of P_j lies to the left side of the left edge of \mathcal{O} . Therefore, the right edge of P_j lies between the right edge of $R(u)$ and the right edge of \mathcal{O} . Similarly, the bottom edge of P_j lies between the line segment $\overline{p\bar{r}}$ and the bottom edge of P_i . Since $u \in \mathcal{O}_{SW}$ and the square P_i contains \mathcal{O}_{SW} , the bottom edge of \mathcal{O} also lies between the line segment $\overline{p\bar{r}}$ and the bottom edge of P_i . Now, if the bottom edge of P_j lies above the bottom edge of \mathcal{O} , then P_j contains \mathcal{O}_{NW} ; otherwise, P_j contains \mathcal{O}_{SW} .

(ii) We can similarly prove this as (i). \square

Using Lemma 3 and Lemma 4, we have the following.

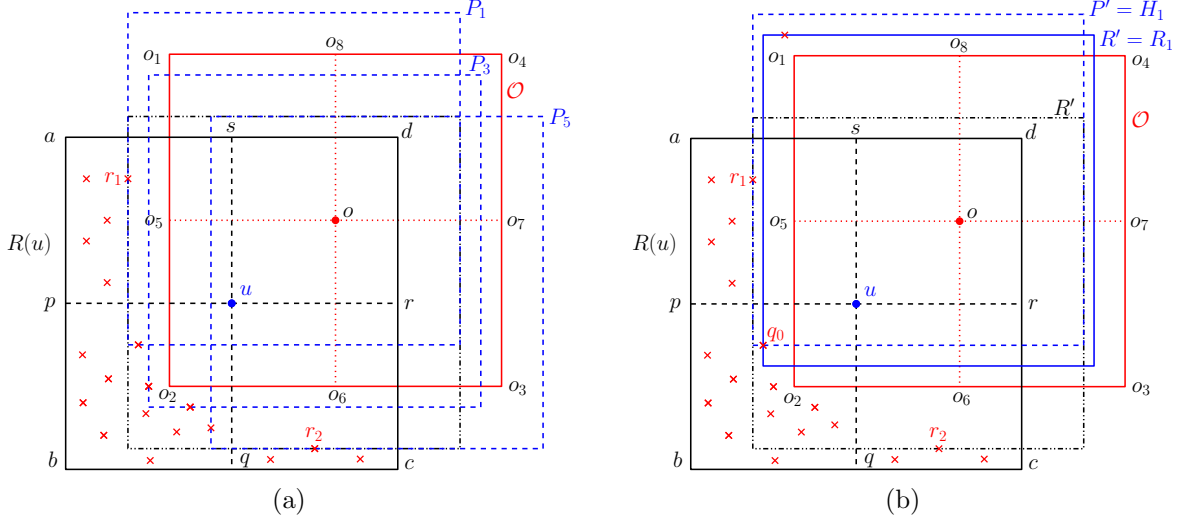


Figure 16: Let \mathcal{O} (red) be an optimum square containing a blue point u . Also, let $R(u)$ (black) be the square centered at the blue point u . (a) The staircase squares P_1, P_3 and P_5 of u contains $\mathcal{O}_{NW}, \mathcal{O}_{SW}$ and \mathcal{O}_{SE} , respectively. (b) The square H_1 (blue/dashed) is a staircase square of u that contains \mathcal{O}_{NW} , and R_1 (blue) is a candidate square of u , obtained by moving H_1 , also contains \mathcal{O}_{NW} .

Lemma 5. Let u be an input blue point in \mathcal{O}_{SW} such that $\mathcal{Q}(u)_{SW} \cap R(u)_{SW} \neq \emptyset$. Also, let R' be a Type 1 candidate square of u , constructed by using a staircase square $P' \in \mathcal{PS}(u)_{SW}$ (as defined in Section 4.2). Then, we have the following.

- (i) If the staircase square P' contains \mathcal{O}_{NW} , then $R' \neq \emptyset$, and it contains either \mathcal{O}_{NW} or \mathcal{O}_{SW} . Also, the bottom edge of R' does not lie above the bottom edge of P' .
- (ii) If the staircase square P' contains \mathcal{O}_{SE} , then $R' \neq \emptyset$, and it contains either \mathcal{O}_{SE} or \mathcal{O}_{SW} . Also, the left edge of R' does not lie on the right side of the left edge of P' .
- (iii) If the staircase square P' contains \mathcal{O}_{SW} , then $R' \neq \emptyset$, and it contains \mathcal{O}_{SW} .

Proof. Due to Lemma 3, we have that $\mathcal{PS}(u)_{SW}$ is non-empty. Assume $\mathcal{PS}(u)_{SW} = (P_1, \dots, P_l)$, for some integer l (as defined in Section 4.1). Now, as defined in Section 4.2, consider the three staircase squares $H_1 = P_1, H_2 = P_{\lfloor \frac{l}{2} \rfloor}$ and $H_3 = P_l$. So, due to Lemma 4, we have that the staircase square H_j , for $j \in [3]$, contains either \mathcal{O}_{NW} , \mathcal{O}_{SW} or \mathcal{O}_{SE} . Also, recall that R_j is a Type 1 candidate square of u , constructed by using the staircase square H_j for each $j \in [3]$ (see Section 4.2).

(i) Suppose that $P' = H_j$ for some $j \in [3]$ and it contains \mathcal{O}_{NW} (see Figure 16b). Then, $R' = R_j$ is the candidate square of u constructed from the staircase square $P' = H_j$. Now, if H_j contains no red point, then $R_j = H_j \in \mathcal{S}(u)$; in that case, we have nothing to prove. Otherwise, H_j contains some red points. Now, we first argue the existence of R_j . Due to Observation 2 and the fact that H_j contains

\mathcal{O}_{NW} , we have that only the sub-square $H_{j(NW)}$ of H_j contains some red points. In that case, we evoke $\text{STRNWMOVE}(u, H_j)$ (see Section 4.2). Here, we move it rightwards along the staircase $ST_{SW}(\mathcal{Q}(u)_{SW})$ until $H_{j(NW)} \cup H_{j(NE)}$ becomes red point free or H_j does not contain u . After that, if $H_{j(SE)}$ contains some red points and $u \in H_j$, then we evoke $\text{USERNWMOVE}(u, H_j)$. Hence, before the left edge of H_j touches the left edge of \mathcal{O} , either H_j becomes red point free or $H_{j(SE)}$ contains some red points (note that in both cases, the point $u \in H_j$). In the former case, we set $R_j = H_j$, and in the latter case, the existence of the candidate square R_j of u can be shown similarly as Lemma 1. Therefore, $R_j \neq \emptyset$.

Now, we argue that R_j contains either \mathcal{O}_{NW} or \mathcal{O}_{SW} (see Figure 16b). Recall that in this case, during the movement of H_j , the left edge of H_j always lies between the left edge of \mathcal{O} and the left edge of $R(u)$. Therefore, the left edge of H_j never lies on the right side of the left edge of \mathcal{O} . As a result, H_j , a translated copy of \mathcal{O} , always contains either \mathcal{O}_{NW} or \mathcal{O}_{SW} . Thus, R_j contains either \mathcal{O}_{NW} or \mathcal{O}_{SW} .

Next, we argue that the bottom edge of R_j does not lie above the bottom edge of P' (see Figure 16b). During the movement of H_j , the square H_j , first, is moved in the rightward direction along the staircase, and when it is moved in the upward direction, the bottom edge of H_j already lies below the bottom edge of \mathcal{O} . So, it is moved upwards until the bottom edge of H_j touches the bottom edge of \mathcal{O} . Since the bottom edge of the staircase square P' lies above the bottom edge of \mathcal{O} , the bottom edge of R_j does not lie above the bottom edge of P' .

(ii) We can similarly prove this as (i).

(iii) We can similarly prove this as (i). □

In the next lemma, we will prove that $\mathcal{S}(u) \neq \emptyset$, which guarantees that the Algorithm 3 indeed outputs a valid solution.

Lemma 6. *Let u be an input blue point in \mathcal{O}_{SW} . Then, at least one non-empty candidate square of u exists, i.e., $\mathcal{S}(u) \neq \emptyset$.*

Proof. Due to Lemma 2, we have that either at least one non-empty Type 2 candidate square of u exists or $\mathcal{Q}(u)_{SW} \cap R(u)_{SW} \neq \emptyset$. For the former case, we are done, i.e., $\mathcal{S}(u) \neq \emptyset$. In the latter case, the existence of a non-empty candidate square of u follows from Lemma 5. □

5.2 Competitive Analysis

In this section, we analyze our algorithm to obtain its competitive ratio. First, we consider the following lemma.

Lemma 7. *Let u be an input blue point in \mathcal{O}_{SW} such that $\mathcal{Q}(u)_{SW} \cap R(u)_{SW} \neq \emptyset$. Then, either at least one Type 1 candidate square of u contains \mathcal{O}_{SW} or the union of the Type 1 candidate squares of u contains $\mathcal{O}_{NW} \cup \mathcal{O}_{SE}$.*

Proof. First, due to Lemma 3, we have that $\mathcal{PS}(u)_{SW} \neq \emptyset$. Assume $\mathcal{PS}(u)_{SW} = (P_1, \dots, P_l)$, for some integer l , is the sequence of SW staircase squares of u . Now, as defined in Section 4.2, consider the three staircase squares $H_1 = P_1, H_2 = P_{\lceil \frac{l}{2} \rceil}$ and $H_3 = P_l$. Due to Lemma 4, we have that P_1 contains either \mathcal{O}_{NW} or \mathcal{O}_{SW} , and the square P_l contains either \mathcal{O}_{SW} or \mathcal{O}_{SE} . Also, recall that R_j is a candidate square of u constructed by using the staircase square H_j for each $j \in [3]$ (see Section 4.2). So, due to Lemma 5, we have that for each $j \in [3]$, the candidate square $R_j \neq \emptyset$.

Since P_1 contains either \mathcal{O}_{NW} or \mathcal{O}_{SW} , then R_1 contains either \mathcal{O}_{NW} or \mathcal{O}_{SW} (due to Lemma 4 (i) and Lemma 5 (i)). Since P_l contains either \mathcal{O}_{SW} or \mathcal{O}_{SE} , then R_3 contains either \mathcal{O}_{SW} or \mathcal{O}_{SE} (due to Lemma 4 (ii) and Lemma 5 (ii)). Therefore, we have either at least one R_j contains \mathcal{O}_{SW} or $\bigcup_{j=1}^3 R_j$ contains $\mathcal{O}_{NW} \cup \mathcal{O}_{SE}$. Thus, the lemma follows. See Figure 12 and Figure 15a for illustrations of the lemma in different cases. □

In the following lemma, we prove that Algorithm 3 constructs at most $5 \log_2(m)$ squares that cover all the blue points contained in \mathcal{O}_{SW} , where $m \geq 2$.

Lemma 8. *Algorithm 3 constructs at most $5 \log_2(m)$ candidate squares that cover all the blue points in \mathcal{O}_{SW} , where $m (\geq 2)$ is the number of red points.*

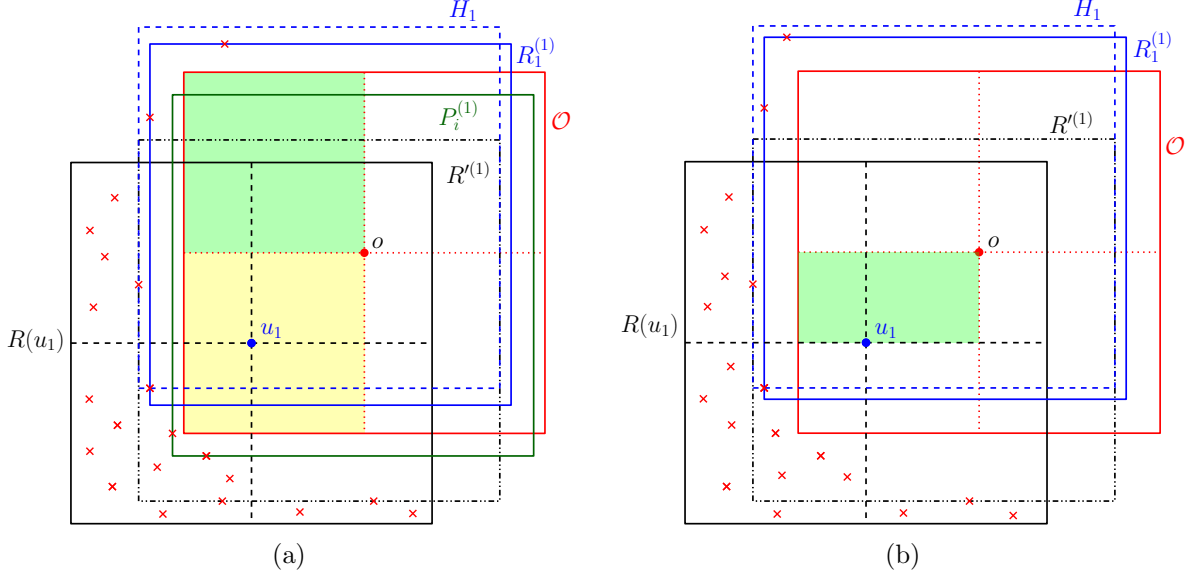


Figure 17: Let \mathcal{O} (red) be an optimum square containing a blue point u_1 . Also, let $R(u_1)$ (black) be the square centered at the blue point u_1 . (a) Both the squares H_1 (blue/dashed) and $R_1^{(1)}$ (blue) contain \mathcal{O}_{NW} (green shaded area). Also, the staircase square $P_i^{(1)}$ (dark green) contain \mathcal{O}_{SW} (yellow shaded area). (b) The candidate square $R_1^{(1)}$ (blue) of u_1 contains $(R(u_1)_{NW} \cup R(u_1)_{NE}) \cap \mathcal{O}_{SW}$ (green shaded area).

Proof. Let u_1, u_2, \dots, u_k be the largest sub-sequence of the input sequence such that for each $i \in [k]$, $u_i \in \mathcal{O}_{SW}$ and it is uncovered upon its arrival. If any candidate square of u_1 contains \mathcal{O}_{SW} , then the lemma follows. W.l.o.g., assume that none of the candidate squares of u_1 contains \mathcal{O}_{SW} . Thus, due to Lemma 2, we have $\mathcal{Q}(u_1)_{SW} \cap R(u_1)_{SW} \neq \emptyset$. As a result of this and Lemma 3, $\mathcal{PS}(u_1)_{SW} \neq \emptyset$. Let $\mathcal{PS}(u_1)_{SW} = (P_1^{(1)}, P_2^{(1)}, \dots, P_{k_1}^{(1)})$, for some integer $k_1 \leq m$, be the sequence of SW staircase squares of u_1 constructed by using the sequence of SW staircase points $\mathcal{Q}(u_1)_{SW}$. Let $R_1^{(1)}, R_2^{(1)}, R_3^{(1)} \in \mathcal{S}(u_1)$ be the three candidate squares constructed by using three staircase squares H_1, H_2 and H_3 , respectively, where $H_1 = P_1^{(1)}, H_2 = P_{\lceil \frac{k_1}{2} \rceil}^{(1)}$ and $H_3 = P_{k_1}^{(1)}$ (as defined in Section 4.2). Due to Lemma 4 and Lemma 5, we have $R_j^{(1)} \neq \emptyset$ for each $j \in [3]$. Note that due to Lemma 7, we have $\bigcup_{j=1}^3 R_j^{(1)}$ contains $\mathcal{O}_{NW} \cup \mathcal{O}_{SE}$. As a result, u_1 has at least two distinct candidate squares. Now, we claim that H_1 contains \mathcal{O}_{NW} , and the square H_3 contains \mathcal{O}_{SE} .

Claim 3. (i) The staircase square $H_1 = P_1^{(1)}$ contains \mathcal{O}_{NW} .

(ii) The staircase square $H_3 = P_{k_1}^{(1)}$ contains \mathcal{O}_{SE} .

Proof. (i) Due to Lemma 4, we have that the square $H_1 = P_1^{(1)}$ contains either \mathcal{O}_{NW} or \mathcal{O}_{SW} . Since $R_1^{(1)}$ does not contain \mathcal{O}_{SW} , the square H_1 also does not contain \mathcal{O}_{SW} (due to Lemma 5 (iii)). As a result, we have that the staircase square $H_1 = P_1^{(1)}$ contains \mathcal{O}_{NW} .

(ii) We can prove this in a similar way as (i). \square

Due to Claim 3 (i) and Lemma 5 (i), the candidate square $R_1^{(1)}$ contains either \mathcal{O}_{NW} or \mathcal{O}_{SW} . Recall that none of the candidate squares of u_1 contains \mathcal{O}_{SW} . Thus, the candidate square $R_1^{(1)}$ contains \mathcal{O}_{NW} (see Figure 17a). Similarly, due to Claim 3 (ii) and Lemma 5 (ii), the candidate square $R_3^{(1)}$ contains \mathcal{O}_{SE} .

Since $R_2^{(1)}$ does not contain \mathcal{O}_{SW} , the staircase square $H_2 = P_{\lceil \frac{k_1}{2} \rceil}^{(1)}$ also does not contain \mathcal{O}_{SW} (due to Lemma 5 (iii)). From Lemma 3, we have a staircase square of u_1 , say $P_i^{(1)} \in \mathcal{PS}(u_1)_{SW}$, for some $i \in [k_1]$, that contains \mathcal{O}_{SW} (see Figure 17a). As a result, $i \neq \lceil \frac{k_1}{2} \rceil$. Now, in a similar way as Claim 3, one can prove the following claim.

Claim 4. (i) If $i > \lceil \frac{k_1}{2} \rceil$, the staircase square $H_2 = P_{\lceil \frac{k_1}{2} \rceil}^{(1)}$ contains \mathcal{O}_{NW} .

(ii) If $i < \lceil \frac{k_1}{2} \rceil$, the square $H_2 = P_{\lceil \frac{k_1}{2} \rceil}^{(1)}$ contains \mathcal{O}_{SE} .

Due to Claim 4, Lemma 5 and the fact that none of the candidate squares of u_1 contains \mathcal{O}_{SW} , we have that if $i > \lceil \frac{k_1}{2} \rceil$, the candidate square $R_2^{(1)}$ contains \mathcal{O}_{NW} , and if $i < \lceil \frac{k_1}{2} \rceil$, the square $R_2^{(1)}$ contains \mathcal{O}_{SE} .

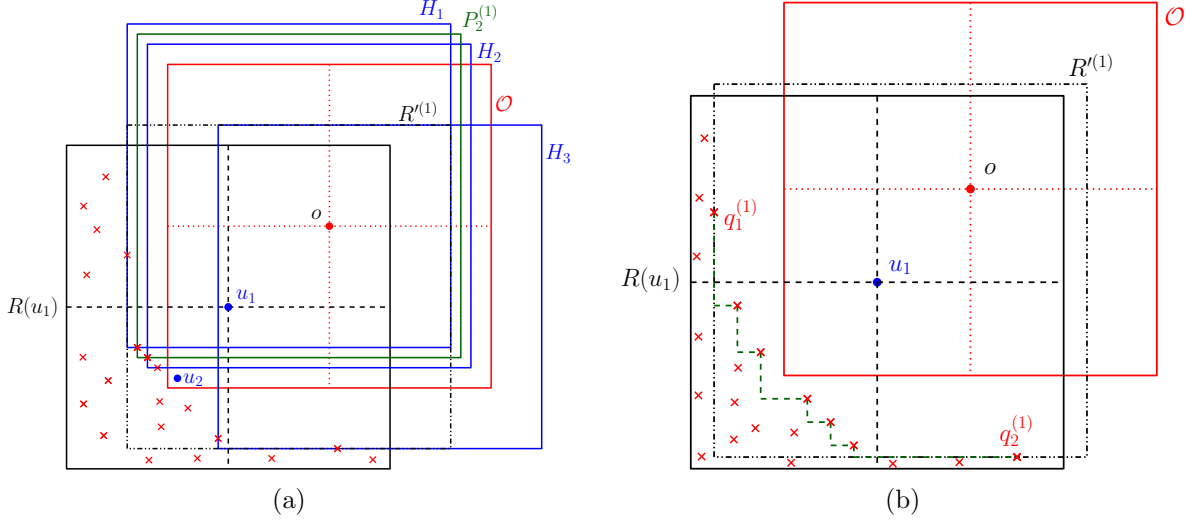


Figure 18: Let \mathcal{O} (red) be an optimum square containing a blue point u_1 . Also, let $R(u_1)$ (black) be the square centered at the blue point u_1 . (a) The blue point u_2 does not lie in the staircase square $P_2^{(1)}$ (dark green) of u_1 . (b) $R'^{(1)}$ (black/dashed) is a square whose left edge and the bottom edge pass through the points $q_1^{(1)}$ and $q_2^{(1)}$, respectively, and $\mathcal{Q}(u_1)_{SW}$ is the set of all the red (cross) points lying in the staircase (dark green/dashed).

Now, consider the next blue point u_2 . We claim that u_2 must be in $R(u_1)_{SW} \cap \mathcal{O}_{SW}$.

Claim 5. The blue point $u_2 \in R(u_1)_{SW} \cap \mathcal{O}_{SW}$.

Proof. Since $u_1 \in \mathcal{O}_{SW}$, each of the sub-squares of $R(u_1)$ has a non-empty intersection with \mathcal{O}_{SW} (see Figure 17b). Now, as $u_1 \in R_1^{(1)}$ and the square $R_1^{(1)}$ does not contain \mathcal{O}_{SW} , the bottom edge of $R_1^{(1)}$ lies between the top edge of $R(u_1)_{SW}$ and the bottom edge of \mathcal{O} . This implies that the top edge of $R_1^{(1)}$ lies above the top edge of \mathcal{O} . Similarly, we can show that the left edge of $R_1^{(1)}$ lies between the left edge of $R(u_1)$ and the left edge of \mathcal{O} . This implies that the right edge of $R_1^{(1)}$ lies between the right edge of $R(u_1)$ and the right edge of \mathcal{O} . Hence, we have that $R_1^{(1)}$ contains $(R(u_1)_{NW} \cup R(u_1)_{NE}) \cap \mathcal{O}_{SW}$. Similarly, we can show that $R_3^{(1)}$ contains $(R(u_1)_{SE} \cup R(u_1)_{NE}) \cap \mathcal{O}_{SW}$. Due to this and since $R(u_1)$ contains \mathcal{O}_{SW} , the next blue point u_2 must lie in $R(u_1)_{SW}$. From our assumption, we have that $u_2 \in \mathcal{O}_{SW}$; hence, the claim follows. \square

Now again, if a candidate square of u_2 contains \mathcal{O}_{SW} , then we are done. Otherwise, we consider the sequence of SW staircase squares $\mathcal{PS}(u_2)_{SW} = (P_1^{(2)}, P_2^{(2)}, \dots, P_{k_2}^{(2)})$ of u_2 constructed by using the sequence of SW staircase points $\mathcal{Q}(u_2)_{SW} (\neq \emptyset)$, and select at most three candidate squares of u_2 obtained from three squares in $\mathcal{PS}(u_2)_{SW}$.

Claim 6. (i) If $i > \lceil \frac{k_1}{2} \rceil$, the blue point $u_2 \notin P_j^{(1)}$ for each $j \in \{1, \dots, \lceil \frac{k_1}{2} \rceil\} \cup \{k_1\}$.

(ii) If $i < \lceil \frac{k_1}{2} \rceil$, the blue point $u_2 \notin P_j^{(1)}$ for each $j \in \{1\} \cup \{\lceil \frac{k_1}{2} \rceil, \dots, k_1\}$.

Proof. (i) Due to Lemma 5 ((i)-(ii)), Claim 3 and Claim 4(i), we have that the bottom edge of $R_1^{(1)}$ and $R_2^{(1)}$ do not lie above the bottom edge of $H_1 = P_1^{(1)}$ and $H_2 = P_{\lceil \frac{k_1}{2} \rceil}^{(1)}$, respectively, and the left edge of $R_3^{(1)}$ does not lie on the right side of the left edge of $H_3 = P_{k_1}^{(1)}$ (see Figure 18a). Also, $u_2 \in \mathcal{O}_{SW} \cap R(u_1)_{SW}$

(due to Claim 5). As a result, the point u_2 lies below the bottom edges of H_1, H_2 , and on the left side of the left edge of H_3 . Therefore, we have $u_2 \notin P_j^{(1)}$ for each $j \in \{1, \dots, \lceil \frac{k_1}{2} \rceil\} \cup \{k_1\}$.

(ii) We can similarly prove this as (i). \square

Now, we claim that $\mathcal{Q}(u_2)_{SW} \subseteq \mathcal{Q}(u_1)_{SW}$. As a result of this and due to Claim 6, we have that if $i > \lceil \frac{k_1}{2} \rceil$, then $\mathcal{PS}(u_2)_{SW}$ is a sub-sequence of $(P_{(\lceil \frac{k_1}{2} \rceil + 1)}^{(1)}, P_{(\lceil \frac{k_1}{2} \rceil + 2)}^{(1)}, \dots, P_{(k_1 - 1)}^{(1)})$, and if $i < \lceil \frac{k_1}{2} \rceil$, then $\mathcal{PS}(u_2)_{SW}$ is a sub-sequence of $(P_2^{(1)}, P_3^{(1)}, \dots, P_{(\lceil \frac{k_1}{2} \rceil - 1)}^{(1)})$. Therefore, $|\mathcal{PS}(u_2)_{SW}| = k_2 < \frac{k_1}{2} \leq \frac{m}{2}$.

Claim 7. $\mathcal{Q}(u_2)_{SW} \subseteq \mathcal{Q}(u_1)_{SW}$, where $\mathcal{Q}(u_1)_{SW}$ and $\mathcal{Q}(u_2)_{SW}$ are the staircase points set of u_1 and u_2 , respectively.

Proof. W.l.o.g, we assume that $i > \lceil \frac{k_1}{2} \rceil$ and the other case $i < \lceil \frac{k_1}{2} \rceil$ is similar in nature. Let $q_1^{(1)}$ and $q_2^{(1)}$ be the initial and the terminal points of the staircase $ST_{SW}(\mathcal{Q}(u_1)_{SW})$, respectively (see Figure 18b). As defined in Section 4.1, consider the square $R^{(1)}$ whose left and bottom edges pass through the points $q_1^{(1)}$ and $q_2^{(1)}$, respectively.

Let v_1 and v_2 be the two red points such that $v_1 \in \mathcal{Q}(u_1)_{SW}$ lies on the bottom edge of $H_2 = P_{\lceil \frac{k_1}{2} \rceil}^{(1)}$ and $v_2 \in \mathcal{Q}(u_1)_{SW}$ lies on the left edge of $H_3 = P_{k_1}^{(1)}$ (see Figure 19a). Now, we claim that $v_1 \in R(u_2)_{NW}$ and $v_2 \in R(u_2)_{SE}$. Since $v_1, v_2, u_2 \in R(u_1)_{SW}$ and the fact that $R(u_2)$ is a translated copy of $R(u_1)$, the square $R(u_2)$ contains the points v_1 and v_2 . Due to Claim 3 and Claim 6, we have $u_2(y) \leq v_1(y)$ and $u_2(x) \geq v_1(x)$. As a result of this and the fact $v_1 \in R(u_2)$, the point $v_1 \in R(u_2)_{NW}$. Similarly, we can argue that $v_2 \in R(u_2)_{SE}$.

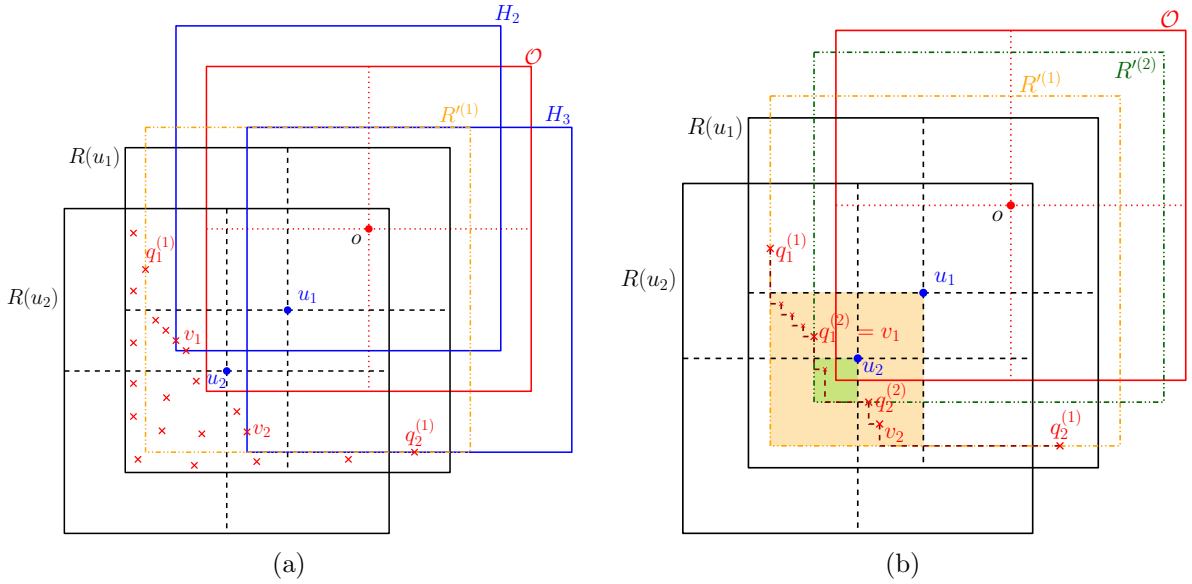


Figure 19: Let \mathcal{O} (red) be an optimum square containing two blue points u_1 and u_2 . Also, let $R(u_1)$ and $R(u_2)$ (black) be two squares centered at the blue point u_1 and u_2 , respectively. (a) The red points v_1 and v_2 lie in $R(u_2)_{NW}$ and $R(u_2)_{SE}$, respectively. (b) $R_{SW}^{(2)} \cap R(u_2)_{SW}$ (green shaded area) is contained in $R_{SW}^{(1)} \cap R(u_1)_{SW}$ (orange shaded area).

Let $q_1^{(2)}$ be the nearest red point in $R(u_2)_{NW}$ to the right edge of $R(u_2)_{NW}$, and $q_2^{(2)}$ be the nearest red point in $R(u_2)_{SE}$ to the top edge of $R(u_2)_{SE}$ (see Figure 19b and 20a). In other words, $q_1^{(2)}$ and $q_2^{(2)}$ be the initial and the terminal points of the staircase $ST_{SW}(\mathcal{Q}(u_2)_{SW})$, respectively. Since $v_1 \in R(u_2)_{NW}$ and $v_2 \in R(u_2)_{SE}$, we have $q_1^{(2)}(x) \geq v_1(x)$ and $q_2^{(2)}(y) \geq v_2(y)$, respectively. As defined in Section 4.1, consider the square $R^{(2)}$ whose left edge and bottom edge pass through the points $q_1^{(2)}$ and $q_2^{(2)}$, respectively.

Observe that the blue point u_2 and the SW vertex of $R^{(2)}$ both lie inside $R(u_1)_{SW}$. As a result, we have that $R_{SW}^{(2)} \cap R(u_2)_{SW} \subseteq R(u_1)_{SW}$ (see Figure 19b and 20a). Now, we also show that $R_{SW}^{(2)} \cap R(u_2)_{SW} \subseteq R_{SW}^{(1)}$. Since $q_1^{(1)}(x) \leq v_1(x) \leq q_1^{(2)}(x)$, the left edge of $R^{(1)}$ lies on the left side of the left

edge of $R^{(2)}$, and since $q_2^{(1)}(y) \leq v_2(y) \leq q_2^{(2)}(y)$, the bottom edge of $R^{(1)}$ lies below the bottom edge of $R^{(2)}$. Hence, the SW vertex of $R^{(2)}$ lies inside the sub-square $R_{SW}^{(1)}$ (see Figure 19b and 20a). Due to this and the fact that the blue point $u_2 \in R_{SW}^{(1)}$, we have that $R_{SW}^{(2)} \cap R(u_2)_{SW} \subseteq R_{SW}^{(1)}$. In other words, $R_{SW}^{(2)} \cap R(u_2)_{SW} \subseteq R(u_1)_{SW} \cap R_{SW}^{(1)}$ (see Figure 19b and 20a).

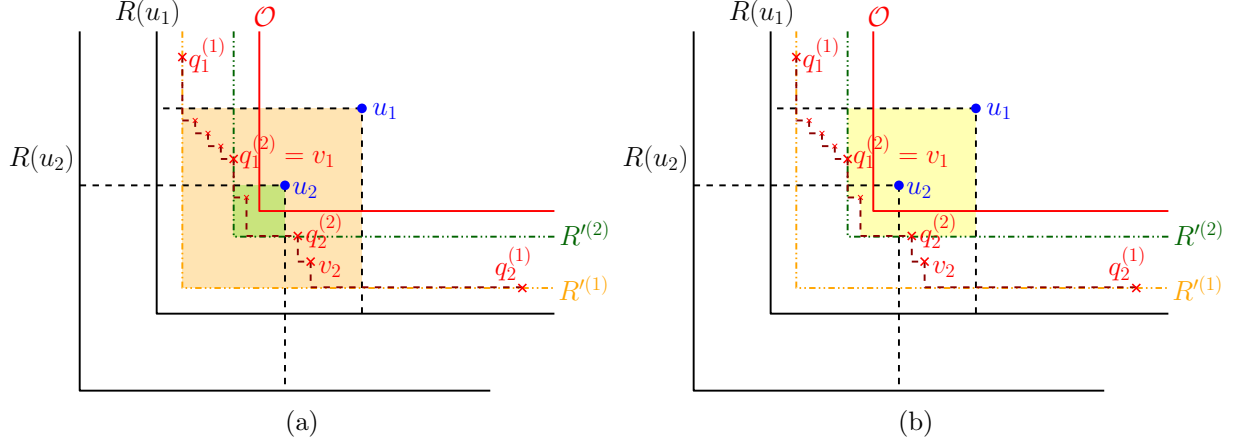


Figure 20: Let \mathcal{O} (red) be an optimum square containing two blue points u_1, u_2 , and $R(u_1), R(u_2)$ (black) be two squares centered at the blue point u_1, u_2 , respectively. (a) $R_{SW}^{(2)} \cap R(u_2)_{SW}$ (green shaded area) is contained in $R_{SW}^{(1)} \cap R(u_1)_{SW}$ (orange shaded area). (b) The yellow shaded region is the area bounded by the left edge of $R^{(2)}$, the staircase $ST_{SW}(\mathcal{Q}(u_1)_{SW})$, the bottom edge of $R^{(2)}$, the right edge of $R(u_1)_{SW}$ and the top edge of $R(u_1)_{SW}$ whose interior is red point free.

Since $q_1^{(2)}, q_2^{(2)} \in \mathcal{Q}(u_1)_{SW}$ and the fact that the left edge and bottom edge of $R^{(2)}$ pass through the points $q_1^{(2)}$ and $q_2^{(2)}$, respectively, we have that the square $R^{(2)}$ contains a subset $S \subseteq \mathcal{Q}(u_1)_{SW}$ of red points. Note that $S \setminus \{q_1^{(2)}, q_2^{(2)}\} \subseteq R_{SW}^{(2)} \cap R(u_2)_{SW}$. Since, from the definition, $\mathcal{Q}(u_1)_{SW} \setminus \{q_1^{(1)}, q_2^{(1)}\} = D_{SW}(R_{SW}^{(1)} \cap R(u_1)_{SW} \cap \mathcal{P}_r)$ and also $R^{(2)}$ contains the subset $S \subseteq \mathcal{Q}(u_1)_{SW}$, we have that the interior of the area bounded by the left edge of $R^{(2)}$, the staircase $ST_{SW}(\mathcal{Q}(u_1)_{SW})$, the bottom edge of $R^{(2)}$, the right edge of $R(u_1)_{SW}$ and the top edge of $R(u_1)_{SW}$ is red point free (see Figure 20b). Due to this and $R_{SW}^{(2)} \cap R(u_2)_{SW} \subseteq R(u_1)_{SW} \cap R_{SW}^{(1)}$ and $S \setminus \{q_1^{(2)}, q_2^{(2)}\} \subseteq R_{SW}^{(2)} \cap R(u_2)_{SW}$, we have that $S \setminus \{q_1^{(2)}, q_2^{(2)}\}$ is the set of SW dominating point of $R_{SW}^{(2)} \cap R(u_2)_{SW} \cap \mathcal{P}_r$, i.e., $S \setminus \{q_1^{(2)}, q_2^{(2)}\} = D_{SW}(R_{SW}^{(2)} \cap R(u_2)_{SW} \cap \mathcal{P}_r)$. Hence, from the definition of the staircase point set, we have $\mathcal{Q}(u_2)_{SW} = S \subseteq \mathcal{Q}(u_1)_{SW}$, and so the claim follows. \square

Similarly, for the case of u_3 , either we have a candidate square of u_3 containing \mathcal{O}_{SW} or we select at most three candidate squares of u_3 obtained from three squares in $\mathcal{PS}(u_3)_{SW}$ such that the sequence $\mathcal{PS}(u_3)_{SW}$ is a sub-sequence of either $(P_2^{(2)}, \dots, P_{(\lfloor \frac{k_2}{2} \rfloor - 1)}^{(2)})$ or $(P_{(\lfloor \frac{k_2}{2} \rfloor + 1)}^{(2)}, \dots, P_{(k_2 - 1)}^{(2)})$. Thus, $|\mathcal{PS}(u_3)_{SW}| = k_3 < \frac{k_2}{2} < \frac{m}{2^2}$. In each step to cover an uncovered blue point in \mathcal{O}_{SW} , either the algorithm selects a candidate square containing \mathcal{O}_{SW} or the size of the staircase squares set is reduced by at least half, and each such staircase squares set always contains a square that covers \mathcal{O}_{SW} (due to Lemma 3). As a result, before the blue point $u_{(\log_2(k_1) + 1)}$ is introduced, Algorithm 3 must construct a candidate square for some blue point u_j , where $j \in [\log_2(k_1)]$, such that a candidate square of u_j contains \mathcal{O}_{SW} . Hence, after $\log_2(k_1)$ th blue point is introduced, all the blue points u_j , for $(\log_2(k_1) + 1) \leq j \leq k$, will be already covered by the previously constructed candidate squares. Therefore, $k \leq \log_2(k_1)$. Since for each blue point u_j , for $j \in [\log_2(k_1)]$, Algorithm 3 reports at most five candidate squares, we have that Algorithm 3 constructs at most $5 \log_2(k_1) \leq 5 \log_2(m)$ squares that cover \mathcal{O}_{SW} . This completes the proof of the lemma. \square

Similarly, we can prove an equivalent statement of Lemma 8 for other sub-squares of \mathcal{O} such as $\mathcal{O}_{NW}, \mathcal{O}_{NE}$ and \mathcal{O}_{SE} .

Lemma 9. *Algorithm 3 constructs at most $20 \log_2(m)$ candidate squares that cover all the blue points in \mathcal{O} , where $m (\geq 2)$ is the number of red points.*

Proof. From Lemma 8, we have that at most $5 \log_2(m)$ squares reported by Algorithm 3 are sufficient to cover all the blue points that lie in only one sub-square of \mathcal{O} . Hence, Algorithm 3 constructs at most $20 \log_2(m)$ candidate squares that cover all the blue points in \mathcal{O} . Thus, the lemma follows. \square

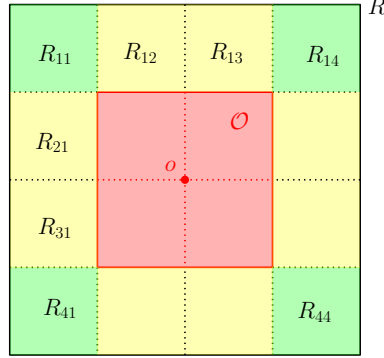


Figure 21: Let \mathcal{O} (red) be an optimum square centered at o , and R (black) be a square centered at o of side length 2. Here, the green shaded regions denote the sub-squares R_{ij} for $i, j \in \{1, 4\}$; the red shaded regions denote the sub-squares R_{ij} for $i, j \in \{2, 3\}$, and the yellow shaded regions denote the remaining sub-squares.

Lemma 10. *If $|\mathcal{P}_r| = 1$, i.e., there is exactly one red point, then the Algorithm 3 reports at most 6 candidate squares that cover all the blue points in \mathcal{O} .*

Proof. Let $\mathcal{P}_r = \{r\}$. Recall that \mathcal{O} is an optimum square centered at a point o . Let R be an axis-parallel square centered at o of side length 2. We can partition R into 16 sub-squares of side length $\frac{1}{2}$ as shown in Figure 21. We denote the sub-squares by R_{ij} for $i, j \in [4]$. Note that the sub-square R_{ij} , for $i, j \in \{2, 3\}$, is red point free. Now, depending on the position of the red point r , we have the following three cases.

- *Case 1:* The red point r does not lie in R . Then, for any blue point $b \in \mathcal{O}$, the square $R(b)$ never contains a red point. As a result, $\mathcal{S}(b) = \{R(b)\}$. Due to Observation 1, we have that Algorithm 3 constructs at most 4 candidate squares that cover all the blue points in \mathcal{O} .
- *Case 2:* The red point r lies in a sub-square R_{ij} for $i, j \in \{1, 4\}$ (see Figure 22a). W.l.o.g., assume that $r \in R_{41}$; the other cases are similar. Now, if $b \in \mathcal{O}_{SW} = R_{32}$, then the square $R(b)$ may contain r . If $r \notin R(b)$, then $\mathcal{S}(b) = \{R(b)\}$ and clearly $\mathcal{O}_{SW} \subseteq R(b)$. Otherwise, $r \in R(b)$. In that case, as defined in Section 4.3 (Case 4), there are exactly two (non-empty) candidate squares of b . The first will be a horizontal translated copy H of $R(b)$, while the second will be a vertical translated copy V of $R(b)$. Now, it is easy to see that one of them must contain \mathcal{O}_{SW} . Now, consider that $b \in \mathcal{O} \setminus \mathcal{O}_{SW}$. In this case, observe that $R(b)$ never contains r . As a result, $\mathcal{S}(b) = \{R(b)\}$, and $R(b)$ contains the sub-square of \mathcal{O} , where b lies (due to Observation 1). Therefore, Algorithm 3 constructs at most 5 candidate squares that cover all the blue points in \mathcal{O} .
- *Case 3:* The red point r lies in R , but does not lie in a sub-square R_{ij} , where either $i, j \in \{1, 4\}$ or $i, j \in \{2, 3\}$ (see Figure 22b). W.l.o.g., assume that $r \in R_{31}$; the other cases are similar. Now, if b lies in $\mathcal{O}_{SW} = R_{32}$ or in $\mathcal{O}_{NW} = R_{22}$, then the square $R(b)$ may contain r . Suppose, $b \in \mathcal{O}_{SW}$. If $r \notin R(b)$, then $\mathcal{S}(b) = \{R(b)\}$ and clearly $\mathcal{O}_{SW} \subseteq R(b)$. Otherwise, $r \in R(b)$. In that case, again as defined in Section 4.3 (Case 4), there are exactly two (non-empty) candidate squares of b , and it is easy to see that one of them must contain \mathcal{O}_{SW} . Similarly, if $b \in \mathcal{O}_{NW}$, we can show that b has at most two (non-empty) candidate squares, and one of them must contain \mathcal{O}_{NW} . Now, consider that $b \in \mathcal{O}_{NE} \cup \mathcal{O}_{SE}$. In this case, observe that $R(b)$ never contains r . As a result, $\mathcal{S}(b) = \{R(b)\}$, and $R(b)$ contains the sub-square of \mathcal{O} , where b lies (due to Observation 1). Therefore, Algorithm 3 constructs at most 6 candidate squares that cover all the blue points in \mathcal{O} .

Hence, the lemma follows. \square

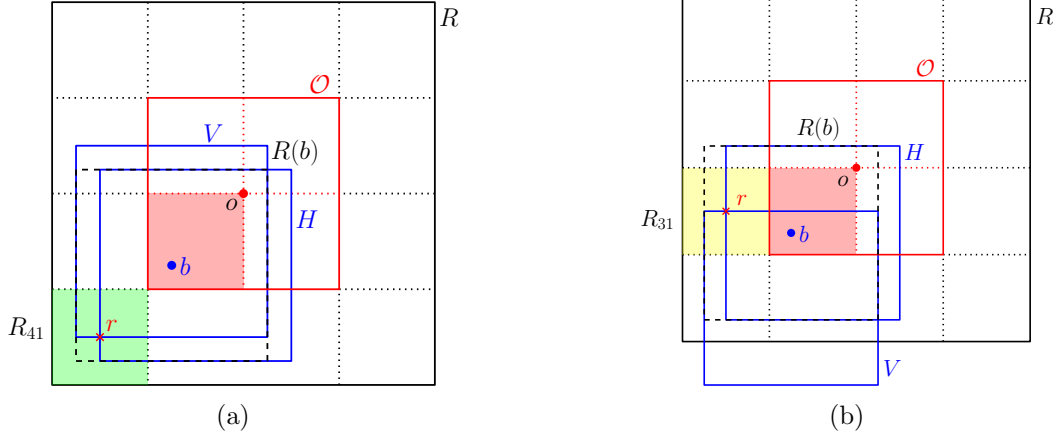


Figure 22: Let \mathcal{O} (red) be an optimum square centered at a point o , and R (black) be a square of length 2 centered at o . $R(b)$ is the square centered at a blue point $b \in \mathcal{O}_{SW}$. The squares H and V are the horizontal and the vertical translated copies of $R(b)$, respectively. (a) The red point r lies in the sub-square R_{41} of R . (b) The red point r lies in the sub-square R_{31} of R .

Theorem 2. *There exists an algorithm for the online class cover problem for squares that achieves a competitive ratio of $\max\{6, 20 \log_2(m)\}$, where $m (\geq 1)$ is the number of red points.*

Proof. Let \mathcal{I} be an input sequence of blue points. Suppose that $\text{OPT}(\mathcal{I})$ be an optimal solution given by an offline algorithm, and $\text{ALG}(\mathcal{I})$ be the solution given by Algorithm 3 for the sequence \mathcal{I} . Also, let $\mathcal{O} \in \text{OPT}(\mathcal{I})$. Consider first that $m = 1$, i.e., there is exactly one red point. From Lemma 10, we have that Algorithm 3 constructs at most 6 squares that cover all the blue points in $\mathcal{I} \cap \mathcal{O}$. Therefore, $|\text{ALG}(\mathcal{I})| \leq \sum_{\mathcal{O} \in \text{OPT}(\mathcal{I})} 6 = 6|\text{OPT}(\mathcal{I})|$.

Next, we consider $m \geq 2$. From Lemma 9, we have that Algorithm 3 constructs at most $20 \log_2(m)$ squares that cover all the blue points in $\mathcal{I} \cap \mathcal{O}$. Therefore, $|\text{ALG}(\mathcal{I})| \leq \sum_{\mathcal{O} \in \text{OPT}(\mathcal{I})} 20 \log_2(m) = 20 \log_2(m) |\text{OPT}(\mathcal{I})|$. Thus, the theorem follows. \square

5.3 Improving the Competitive Ratio Further

From Lemma 2 and Lemma 7, we have if a blue point $u \in \mathcal{O}_{SW}$ such that any candidate squares of u does not contain \mathcal{O}_{SW} , then their union contains $\mathcal{O}_{NW} \cup \mathcal{O}_{SE}$. The equivalent statement is true when u lies in other sub-squares of \mathcal{O} . So, a careful analysis of Algorithm 3 reduces the competitive ratio to $10 + 10 \log_2(m)$ from $20 \log_2(m)$, where $m (\geq 2)$ is the number of red points (see Figure 23). Let u_1, u_2, \dots, u_k be the largest sub-sequence of the input sequence such that $u_i \in \mathcal{O}$ for $i \in [k]$, and they are uncovered upon arrival. W.l.o.g., we assume that $u_1 \in \mathcal{O}_{SW}$. So due to Lemma 2 and Lemma 7, we have the following two cases.

1. A candidate square of u_1 contains \mathcal{O}_{SW} . Hence, next blue point u_2 lies on either $\mathcal{O}_{NW} \cup \mathcal{O}_{SE}$ or \mathcal{O}_{NE} .
 - 1.1. Let u_2 lies on $\mathcal{O}_{NW} \cup \mathcal{O}_{SE}$. W.l.o.g., assume that $u_2 \in \mathcal{O}_{NW}$. The other case is similar. Then, due to Lemma 2 and Lemma 7, we have the following two cases.
 - 1.1.1. A candidate square of u_2 contains \mathcal{O}_{NW} . In this case, Algorithm 3 constructs at most $2 \cdot 5 \log_2(m)$ candidate squares that cover $\mathcal{O}_{NE} \cup \mathcal{O}_{SE}$ (due to Lemma 8). Therefore, our algorithm constructs at most $10 + 10 \log_2(m)$ candidate squares that cover \mathcal{O} .
 - 1.1.2. Union of the candidate squares of u_2 contains $\mathcal{O}_{NE} \cup \mathcal{O}_{SW}$. In this case, Algorithm 3 constructs at most $2 \cdot 5 \log_2(m)$ candidate squares that cover $\mathcal{O}_{NW} \cup \mathcal{O}_{SE}$ (due to Lemma 8). Therefore, our algorithm constructs at most $10 + 10 \log_2(m)$ candidate squares that cover \mathcal{O} .
 - 1.2. Let u_2 lies \mathcal{O}_{NE} . Then, due to Lemma 2 and Lemma 7, we have the following two cases.
 - 1.2.1. A candidate square of u_2 contains \mathcal{O}_{NE} . In this case, Algorithm 3 constructs at most $2 \cdot 5 \log_2(m)$ candidate squares that cover $\mathcal{O}_{NW} \cup \mathcal{O}_{SE}$ (due to Lemma 8). Therefore, our algorithm constructs at most $10 + 10 \log_2(m)$ candidate squares that cover \mathcal{O} .

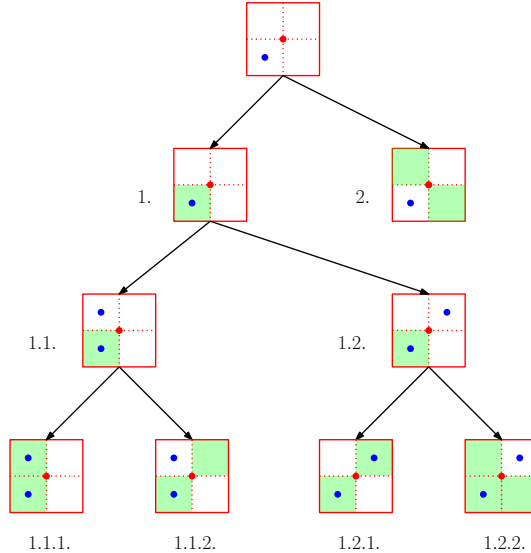


Figure 23: Red square is an optimum square. Blue points are the input points. Some candidate squares cover green-shaded regions.

- 1.2.2. The union of the candidate squares of u_2 contains $\mathcal{O}_{NW} \cup \mathcal{O}_{SE}$. In this case, Algorithm 3 constructs at most $5 \log_2(m)$ candidate squares that cover \mathcal{O}_{NE} (due to Lemma 8). Therefore, our algorithm constructs at most $10 + 5 \log_2(m)$ candidate squares that cover \mathcal{O} .
2. Union of the candidate squares of u_1 contains $\mathcal{O}_{NW} \cup \mathcal{O}_{SE}$. In this case, Algorithm 3 constructs at most $2 \cdot 5 \log_2(m)$ candidate squares that cover $\mathcal{O}_{SW} \cup \mathcal{O}_{NE}$ (due to Lemma 8). Therefore, our algorithm constructs at most $5 + 10 \log_2(m)$ candidate squares that cover \mathcal{O} .

Hence, we have the following theorem.

Theorem 3. *There exists an algorithm for the online class cover problem for squares that achieves a competitive ratio of $10 + 10 \log_2(m)$, where $m (\geq 2)$ is the number of red points.*

6 Conclusion

In this paper, we have discussed the online class cover problem. Our main results are proofs for a lower and upper bound of the problem for axis-parallel unit squares. Observe that the upper bound applies to the problem even if the geometric objects are translated copies of a rectangle. Notice that the lower and upper bounds of the problem depend on the maximum number of red points that can lie in a square. If this number is bounded by a constant, then so are the lower and upper bounds of the problem. Obtaining the same bounds for unit disks or translates of a convex object will be an interesting question. Since our algorithm and lower bound are based on the deterministic model, it would be important to question whether randomization helps to obtain a better competitive ratio.

Acknowledgement

The authors would like to acknowledge Satyam Singh for participating in formulating the problem. We also thank the reviewers for their helpful comments and suggestions, which made the manuscript better.

Conflict of Interest

The authors declare that there are no financial and non-financial competing interests that are relevant to the content of this article.

References

- [1] Pankaj K. Agarwal and Subhash Suri. Surface approximation and geometric partitions. *SIAM J. Comput.*, 27(4):1016–1035, 1998.
- [2] Noga Alon, Baruch Awerbuch, Yossi Azar, Niv Buchbinder, and Joseph Naor. The online set cover problem. *SIAM J. Comput.*, 39(2):361–370, 2009.
- [3] Rom Aschner, Matthew J. Katz, Gila Morgenstern, and Yelena Yuditsky. Approximation schemes for covering and packing. In *WALCOM: Algorithms and Computation, 7th International Workshop, WALCOM 2013, February 14-16, 2013. Proceedings*, volume 7748 of *Lecture Notes in Computer Science*, pages 89–100. Springer, 2013.
- [4] Sergey Bereg, Sergio Cabello, José Miguel Díaz-Báñez, Pablo Pérez-Lantero, Carlos Seara, and Inmaculada Ventura. The class cover problem with boxes. *Comput. Geom.*, 45(7):294–304, 2012.
- [5] Allan Borodin and Ran El-Yaniv. *Online computation and competitive analysis*. Cambridge University Press, 1998.
- [6] Adam Cannon and Lenore Cowen. Approximation algorithms for the class cover problem. *Ann. Math. Artif. Intell.*, 40(3-4):215–224, 2004.
- [7] Adam H Cannon, Lenore J Cowen, and Carey E Priebe. Approximate distance classification. *Computing Science and Statistics*, pages 544–549, 1998.
- [8] Ioannis Caragiannis, Aleksei V. Fishkin, Christos Kaklamanis, and Evi Papaioannou. Randomized on-line algorithms and lower bounds for computing large independent sets in disk graphs. *Discret. Appl. Math.*, 155(2):119–136, 2007.
- [9] Jean Cardinal, Justin Dallant, and John Iacono. Approximability of (simultaneous) class cover for boxes. In *Proceedings of the 33rd Canadian Conference on Computational Geometry, CCCG 2021, August 10-12, 2021*, pages 149–156, 2021.
- [10] Timothy M. Chan and Hamid Zarrabi-Zadeh. A randomized algorithm for online unit clustering. *Theory Comput. Syst.*, 45(3):486–496, 2009.
- [11] Moses Charikar, Chandra Chekuri, Tomás Feder, and Rajeev Motwani. Incremental clustering and dynamic information retrieval. *SIAM J. Comput.*, 33(6):1417–1440, 2004.
- [12] Ke Chen, Amos Fiat, Haim Kaplan, Meital Levy, Jirí Matousek, Elchanan Mossel, János Pach, Micha Sharir, Shakhur Smorodinsky, Uli Wagner, and Emo Welzl. Online conflict-free coloring for intervals. *SIAM J. Comput.*, 36(5):1342–1359, 2007.
- [13] Ke Chen, Haim Kaplan, and Micha Sharir. Online conflict-free coloring for halfplanes, congruent disks, and axis-parallel rectangles. *ACM Trans. Algorithms*, 5(2):16:1–16:24, 2009.
- [14] Lenore J Cowen and Carey E Priebe. Randomized nonlinear projections uncover high-dimensional structure. *Advances in Applied Mathematics*, 19(3):319–331, 1997.
- [15] Minati De, Saksham Jain, Sarat Varma Kallepalli, and Satyam Singh. Online geometric covering and piercing. *Algorithmica*, pages 1–27, 2024.
- [16] Minati De, Sambhav Khurana, and Satyam Singh. Online dominating set and coloring. In *Combinatorial Optimization and Applications - 17th International Conference, COCOA 2023, December 15-17, 2023, Proceedings, Part I*, volume 14461 of *Lecture Notes in Computer Science*, pages 68–81. Springer, 2023.
- [17] Minati De and Satyam Singh. Online hitting of unit balls and hypercubes in \mathbb{R}^d using points from \mathbb{Z}^d . *Theor. Comput. Sci.*, 992:114452, 2024.
- [18] Jason Gary DeVinney. *The class cover problem and its applications in pattern recognition*. Ph.D. dissertation, The Johns Hopkins University, 2003.
- [19] Adrian Dumitrescu, Anirban Ghosh, and Csaba D. Tóth. Online unit covering in Euclidean space. *Theor. Comput. Sci.*, 809:218–230, 2020.
- [20] Adrian Dumitrescu and Csaba D. Tóth. Online unit clustering and unit covering in higher dimensions. *Algorithmica*, 84(5):1213–1231, 2022.

- [21] Stephan Eidenbenz. Online dominating set and variations on restricted graph classes. *Technical Report No 380, ETH Library*, 2002.
- [22] Guy Even and Shakhar Smorodinsky. Hitting sets online and unique-max coloring. *Discret. Appl. Math.*, 178:71–82, 2014.
- [23] Oliver Göbel, Martin Hoefer, Thomas Kesselheim, Thomas Schleiden, and Berthold Vöcking. Online independent set beyond the worst-case: Secretaries, prophets, and periods. In *Automata, Languages, and Programming - 41st International Colloquium, ICALP 2014, July 8-11, 2014, Proceedings, Part II*, volume 8573 of *Lecture Notes in Computer Science*, pages 508–519. Springer, 2014.
- [24] Arindam Khan, Aditya Lonkar, Saladi Rahul, Aditya Subramanian, and Andreas Wiese. Online and dynamic algorithms for geometric set cover and hitting set. In *39th International Symposium on Computational Geometry, SoCG 2023, June 12-15, 2023*, volume 258 of *LIPICs*, pages 46:1–46:17. Schloss Dagstuhl - Leibniz-Zentrum für Informatik, 2023.
- [25] Joseph SB Mitchell. Approximation algorithms for geometric separation problems. Technical report, AMS Dept., SUNY Stony Brook, NY, 1993.
- [26] Sima Hajiaghahi Shanjani. Hardness of approximation for red-blue covering. In *Proceedings of the 32nd Canadian Conference on Computational Geometry, CCCG 2020, August 5-7, 2020*, pages 39–48, 2020.